

THE HUMAN FREEDOM INDEX 2016

A GLOBAL MEASUREMENT OF PERSONAL, CIVIL,
AND ECONOMIC FREEDOM

IAN VÁSQUEZ AND TANJA PORČNIK



CATO
INSTITUTE

FRASER
INSTITUTE

Friedrich Naumann
STIFTUNG

FÜR DIE FREIHEIT

IEA THE INSTITUTE
OF ECONOMIC
ANALYSIS

VISIO
INSTITUT

INTRODUCTION BY FRED MCMAHON, PROJECT EDITOR

THE HUMAN FREEDOM INDEX 2016

A GLOBAL MEASUREMENT OF PERSONAL, CIVIL,
AND ECONOMIC FREEDOM

IAN VÁSQUEZ AND TANJA PORČNIK

CAIO
INSTITUTE

FRASER
INSTITUTE

Friedrich Naumann
STIFTUNG

FÜR DIE FREIHEIT

IEA THE INSTITUTE
OF ECONOMIC
ANALYSIS

VISIO
INSTITUT

INTRODUCTION BY FRED MCMAHON, PROJECT EDITOR

Copyright © 2016 by the Cato Institute, the Fraser Institute, and the Friedrich Naumann Foundation for Freedom.
All rights reserved.

Print ISBN: 978-1-944424-41-1

Printed in the United States of America.
Cover design by Jon Meyers.

CATO INSTITUTE
1000 Massachusetts Ave., N.W.
Washington, D.C. 20001
United States of America
www.cato.org

FRASER INSTITUTE
4th Floor, 1770 Burrard Street
Vancouver BC,
Canada V6J 3G7
www.fraserinstitute.org

FRIEDRICH NAUMANN FOUNDATION FOR FREEDOM
Reinhardstr. 12
Berlin 10117
Germany
www.freiheit.org

TABLE OF CONTENTS

Acknowledgments	1
Introduction	3
The Human Freedom Index 2016: A Global Measurement of Personal, Civil, and Economic Freedom	5
Executive Summary	5
Introduction	6
Concept and Approach	6
What the Personal Freedom Index Measures	9
Findings	14
Freedom and Democracy	23
Conclusion: Toward a Better Appreciation of Freedom	24
Country Profiles	26
Appendix A: Areas, Components, and Sub-Components of the Economic Freedom of the World Index... 186	
Appendix B: Data Sources for the Human Freedom Index..... 188	
Appendix C: Description and Methodology of Data Sources	189
Appendix D: Human Freedom Index 2008	200
Appendix E: Human Freedom Index 2010..... 212	
Appendix F: Human Freedom Index 2011..... 225	
Appendix G: Human Freedom Index 2012	238
Appendix H: Human Freedom Index 2013..... 251	
Appendix I: Human Freedom Index 2014	265
Appendix J: 2014 Freedom Index Rankings (by Personal Freedom)	279
Appendix K: 2014 Freedom Index Rankings (by Economic Freedom)	284
Appendix L: Human Freedom Indices (in Alphabetical Order)..... 289	
Appendix M: Countries by Region	293
Appendix N: 2014 Human Freedom Index (by Rankings) and Democracy Index..... 295	
Notes	300
About the Co-Publishers.....	302

ACKNOWLEDGMENTS

This is the second year that the co-publishers of this report—the Fraser Institute, the Liberales Institut at the Friedrich Naumann Foundation for Freedom, and the Cato Institute—have issued our annual Human Freedom Index. It is the product of several years of exploration into the possibility of creating a broad measure of freedom around the world with the help of scholars of varying disciplines and nationalities.

A number of people made important contributions to the substance and production of this index. Key among them was Fred McMahon of the Fraser Institute. Without his hard work in managing and moderating many of our seminars, editing a collection of essays drawn from those meetings (including our own prototype index), and displaying scholarship and a spirit of generosity, this index would not have been possible. We thank him for being a reliable and disciplined project editor.

We are also extremely grateful to Detmar Doering, the former director of the Liberales Institut and an early champion of the project. We benefited from his enthusiasm, knowledge, and expertise, and from his support in organizing several seminars in Potsdam, Germany, that proved to be invaluable. We also thank his colleagues, Annette Witte and Steffan Hentrich, for their continued support of, and involvement in, this year's report.

Our Russian colleague Andrei Illarionov played an influential role in the creation of this index, both as its emphatic proponent and as an active participant in numerous seminars and group discussions. His insights contributed to the content and structure of the report.

This index builds on the work of the Fraser Institute's economic freedom project. Thus, we owe a special debt of gratitude to Michael Walker, the former executive director of the Institute and initiator of that research program, and to the authors of the annual *Economic Freedom of the*

World report, Jim Gwartney, Bob Lawson, and Josh Hall. All of them participated actively in the creation of this index, generously contributing their time, knowledge, and valuable advice not only during our seminars and other meetings, but in countless emails and telephone calls. They deserve special thanks for laying the groundwork for, and enriching, the current project.

We are indebted to our former and current research assistants, Maria Andersen, Mitchell Shabani, and Guillermina Sutter Schneider, for spending untold amounts of time helping to compile, organize, and check data, and for contacting data sources when necessary. Thanks also to Dalibor Rohac and Erin Partin for some research assistance and to our former intern Cristina Lopez for researching indicators on women's freedom.

Numerous scholars and other participants in our seminars also deserve thanks for enhancing our work with their time and input, including Salem Ben Nasser Al Ismaily, Ian Carter, Jean-Pierre Chauffour, Peter Graeff, Tom Palmer, Arch Puddington, Paul Rubin, Erich Weede, Christian Welzel, and Claudia Williamson. As with the others we thank, the usual caveats apply—the present report ultimately reflects our own values and judgments and is not necessarily endorsed by the many people who contributed their thoughts and expertise. Needless to say, we take responsibility for any mistakes or shortcomings in the final product.

Finally, we would like to acknowledge the generous contribution of the Lotte & John Hecht Memorial Foundation for supporting this project, and the sponsors of the seminars out of which this index arose: the first, in Atlanta, sponsored by Liberty Fund; three in Potsdam, sponsored by the Liberales Institut of the Friedrich Naumann Foundation for Freedom; and one in Washington, D.C., sponsored by the Cato Institute.

—*Ian Vásquez and Tanja Porčnik*

INTRODUCTION

The great third wave of freedom is receding and, despite hopes for the Arab Spring, no fourth wave is in sight—or at least so it seems.

Samuel Huntington famously coined the phrase “Third Wave Democracy”.¹ Waves of democracy, defined here as political freedom, overlap with waves of personal freedom as nations moving toward democracy also typically pledge to protect the personal freedoms of their citizens and tend to keep those pledges, at least initially.

The first wave began in the early 19th century as nations began to broaden the electorate to most males. At its peak, 29 nations were democracies, virtually all offering high levels of freedom, at least for the time. The wave came crashing down with the rise of Fascism in Europe, and the number of democracies dropped to 12.

The defeat of Fascism and decolonization led to the second wave, peaking with 36 democracies in 1962, falling back to 30 in 1974, just as the third wave got underway with nations in Latin America and Asia beginning to establish democracies that also enshrined personal freedom. Then came the collapse of communism and the further extension of democracy. These developments altogether about doubled the number of democracies in the world. Almost all protected freedom in word, and usually in deed.

Most “new” democracies, even the backsliders, have maintained the outward manifestation of democracy—voting with majority rule. But many, including the most powerful, have backtracked on freedom, making a mere ceremony of democracy. Without the free contest of ideas and freely available information for citizens, democracy is meaningless. Voters may hear only one view and little but false information to support the official position. Thus, as freedom declines, so does the quality of democracy.

But how do we know that this description of a receding third wave of freedom is accurate? How sure are we that we are getting information that reflects reality, and that perceived backsliding has occurred?

That is why the Human Freedom Index is so important. It creates a direct measure of freedom, rather than

relying on proxies. The index can help reveal whether our perceptions are based on prejudice, or the fad of the moment, or reality. It is built exclusively with third-party data—in other words, data not produced by the authors. This means their subjective views do not cloud the data they use to construct the index, making this the most reliable and objective measure of freedom available.

So what do the data tell us about freedom developments?

The index contains data on 140 nations and Hong Kong going back to 2008, with the most recently available data from 2014. In recent years we have lost some personal freedom while gaining some economic freedom, while the overall score has remained unchanged. Human freedom is a composite measure combining personal and economic freedom.

	PERSONAL FREEDOM	ECONOMIC FREEDOM	HUMAN FREEDOM
2008	7.23	6.78	7.01
2014	7.17	6.86	7.01

But this is not the whole picture. In 2008, 69 nations had human freedom scores above 7.00. In 2014, that had fallen to 64 nations. Moreover, the last two years have been a long time in the history of freedom and, when the 2016 data are available, they will provide important information. Here we’ll take a quick look at the three most significant backsliders, China, Russia and Turkey, all of which have obvious importance for the broader world.

Xi Jinping became the supreme leader in China in 2012 and moved to consolidate his power internally over the first year or so. Over the past two years, this has intensified into much-increased efforts to suppress freedom among the population as a whole. The effects were already evident in 2014. China’s personal freedom level, low to begin with, fell by 0.27 points between 2008 and 2014, while its overall human freedom index fell by just 0.03 due to an increase in economic freedom. The data from 2014 to today are likely to show a further lessening of freedom. Xi’s government has suppressed the little freedom the media had and has arrested thousands of dissidents, lawyers, and journalists.

In Russia, the media had long been suppressed, but

in 2014 the government passed an even more severe media law.² In 2015, opposition leader Boris Nemtsov was murdered.³ As with China, these trends were already evident in 2014. Russia, again from a low level, fell 0.28 points in personal freedom between 2008 and 2014, and 0.07 points in overall human freedom, the fall in personal freedom being slightly offset by an increase in economic freedom. Russia under Putin seems intent on attacking freedom not just at home but along its borders. In 2014, Russia invaded Crimea and eastern Ukraine, and it is now supporting a vicious dictatorial regime in Syria.⁴

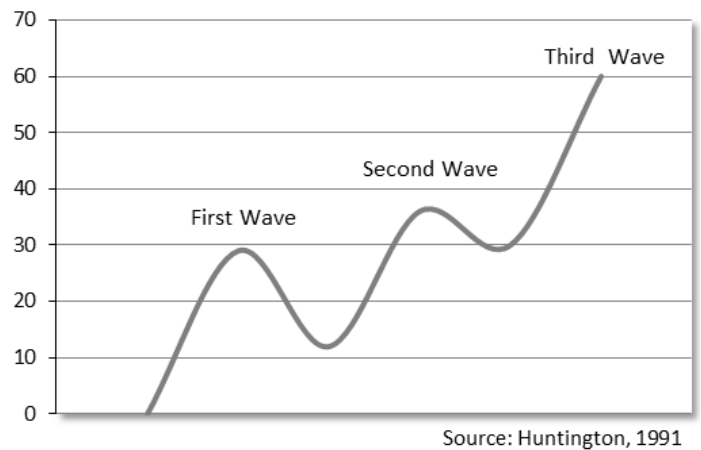
Turkey's personal freedom increased significantly, by 0.62 points, between 2008 and 2014, with an overall gain in human freedom of 0.25. The increase in personal freedom was somewhat offset by a decrease in economic freedom. Developments since 2014 are hugely worrisome. Suppression of the media and media arrests were already increasing when elements of the military attempted a failed coup in July 2016. Since then, 35,000 have been arrested in a nationwide purge, including journalists who were already under significant pressure prior to the coup.⁵

Freedom is also under attack in advanced nations, which have had high levels of freedom for over half a century and some for much longer. Populist politicians have targeted minorities and call for rolling back trade and other economic freedoms. They also support increasing police powers and state intrusions to the point where personal freedom may be threatened. Worrying developments have occurred in a number of other nations such as Malaysia, Ecuador, Poland, Hungary, Vietnam, and most Arab Spring nations. Yet positive developments have also occurred in Tunisia, Georgia, Myanmar, Taiwan, a number

of African nations, and those Latin America nations that are turning away from populism.

And that gives cause for hope over the longer term. Each wave crest is higher than the previous crest, and each trough is also higher than the previous one. If history is a guide, waves of freedom surge and then recede and are then followed by another wave that flows further up the shore.

Number of Democracies



But it is crucial to have an accurate gauge of these movements and what buoys them and what drags them down. This is why getting a direct measure of freedom, as freedom seems to recede, is so important. This index and the authors, Ian Vásquez and Tanja Porčnik, provide the invaluable service of quantifying freedom in detail and directly rather than through proxies. In future years, it will tell us whether each wave crest does indeed get higher and each trough a little shallower.

—Fred McMahon, *Fraser Institute*

NOTES

1. Samuel P. Huntington, "Democracy's Third Wave," *Journal of Democracy* 2, no. 2 (Spring 1991): 12–24, <http://www.ou.edu/uschina/gries/articles/IntPol/Huntington.91.Demo.3rd.pdf>.

2. Freedom House, "Russia," *Freedom of the Press*, 2015, <https://freedomhouse.org/report/freedom-press/2015/russia>.

3. Patrick Jackson, "Who Killed Russia Opposition Politician Boris Nemtsov?" *BBC*, March 7, 2015 <http://www.bbc.com/news/world-europe-31693234>.

4. Andrei Illarionov, a key member of the advisory committee for this project, is one of the heroes of the battle for freedom in Russia and the former Soviet sphere in general.

5. AFP, "Over 35,000 Suspects Arrested in Turkey Coup Probe: Minister," *France 24*, October 23, 2016, <http://www.france24.com/en/20161023-over-35000-suspects-arrested-turkey-coup-probe-minister>.

THE HUMAN FREEDOM INDEX 2016: A GLOBAL MEASUREMENT OF PERSONAL, CIVIL, AND ECONOMIC FREEDOM

By Ian Vásquez and Tanja Porčnik

EXECUTIVE SUMMARY

The index published here presents a broad measure of human freedom, understood as the absence of coercive constraint. It uses 79 distinct indicators of personal and economic freedom in the following areas:

- Rule of Law
- Security and Safety
- Movement
- Religion
- Association, Assembly, and Civil Society
- Expression
- Relationships
- Size of Government
- Legal System and Property Rights
- Access to Sound Money
- Freedom to Trade Internationally
- Regulation of Credit, Labor, and Business

The Human Freedom Index (HFI) is the most comprehensive freedom index so far created for a globally meaningful set of countries. The HFI covers 159 countries for 2014, the most recent year for which sufficient data are available. The index ranks countries beginning in 2008, the earliest year for which a robust enough index could be produced.

On a scale of 0 to 10, where 10 represents more freedom, the non-weighted average rating for 159 countries in 2014 was 6.93. The level of global freedom stayed about the same compared to 2008, but almost all countries experienced changes in their ratings, with about half of those increasing their ratings and half decreasing.

The top 10 jurisdictions in order were Hong Kong, Switzerland, New Zealand, Ireland, Denmark, Australia (6), Canada (6), the United Kingdom (6), Finland (9), and the Netherlands (10). The United States is ranked in 23rd

Top 10 Freest Countries

- | | |
|----------------|-------------------|
| 1. Hong Kong | 6. Canada |
| 2. Switzerland | 6. United Kingdom |
| 3. New Zealand | 6. Australia |
| 4. Ireland | 9. Finland |
| 5. Denmark | 10. Netherlands |

place. Other countries rank as follows: Germany (13), Chile (29), France (31), Japan (32), Singapore (40), South Africa (74), Brazil (82), India (87), Russia (115), Nigeria (140), China (141), Saudi Arabia (144), Zimbabwe (148), Venezuela (154), and Iran (157).

Out of 17 regions, the highest levels of freedom are in Western Europe, Northern Europe, and North America (Canada and the United States). The lowest levels are in the Middle East and North Africa, South Asia, and sub-Saharan Africa. Women's freedoms, as measured by seven relevant indicators in the index, are strongest or least repressed in Europe and North America and least protected in the Middle East and North Africa, South Asia, and sub-Saharan Africa.

Countries in the top quartile of freedom enjoy a significantly higher per capita income (\$37,147) than those in other quartiles; the per capita income in the least-free quartile is \$8,700. The HFI finds a strong correlation between human freedom and democracy. Hong Kong is an outlier in this regard.

The findings in the HFI suggest that freedom plays an important role in human well-being, and they offer opportunities for further research into the complex ways in which freedom influences, and can be influenced by, political regimes, economic development, and the whole range of indicators of human well-being.

“Some thinkers, such as Plato or Hobbes, defined freedom in such a way that justified extensive or absolutist rule over society.”

INTRODUCTION

This second annual report presents a broad measure of human freedom around the world. It reflects a multi-year program of research and discussions held in Europe and North America and involving scholars from many disciplines and countries. It uses, adapts, and evolves the methodologies that emerged from the decades-long work of the Fraser Institute to define and measure economic freedom with the Economic Freedom of the World index.¹ The economic freedom project has demonstrated the power of such measurement to increase understanding about the concept of freedom and its contribution to human well-being.

A central purpose of this report is to get a general but reasonably accurate picture of the extent of overall freedom in the world. A larger purpose is to more carefully explore what we mean by freedom and to better understand its relationship to any number of other social and economic phenomena. This research could also help us more objectively observe the ways in which various freedoms—be they economic or civil, for example—interact with one another. We hope that this index will become a resource for scholars, policymakers, and interested laypersons alike, and that its value will increase as it is regularly updated, thus allowing us to observe numerous relationships through time.

The research program that has led to the Human Freedom Index presented in this study casts a wide net in an attempt to capture as broad a set of freedoms as could be clearly identified and measured. Some freedoms that could be clearly identified, such as the freedom to use drugs, could not be included since internationally comparable data could not be found. In other cases, data and clarity could only be achieved for too few countries to satisfy the goal of making a global index. The index in this report is the most comprehensive freedom index ever created for a globally meaningful set of countries.

That said, we and the authors of the other preliminary papers and indices that have contributed to the creation of this index² recognize that the global characterization of the

state of human freedom published here is very much a work in progress. It is published with satisfaction but also with humility. We believe that we have constructed a Human Freedom Index that provides a solid foundation for the ensuing work of refinement and recalibration in the face of new data sources and new understanding as time passes. In that spirit, the members of the project encourage other researchers to contribute to the development of the index by using it to explore the relationships between freedom and other aspects of the human condition. We also welcome critiques, which may be appropriate in further consideration of the data found in the index and published in this volume.

CONCEPT AND APPROACH

The contest between liberty and power has been ongoing for millennia. For just as long, it has inspired competing conceptions of freedom. Some thinkers, such as Plato or Hobbes, defined freedom in such a way that justified extensive or absolutist rule over society. Others, such as the 6th-century B.C. Chinese philosopher Lao-tzu, or the 16th-century Spanish scholastics, expressed and developed ideas consistent with the view of the father of modern political philosophy, John Locke, that freedom implies that an individual not “be subject to the arbitrary Will of another, but freely follow his own.”³

This index follows that latter tradition, which in the past several hundred years has shaped the modern, liberal world. Freedom in our usage is a social concept that recognizes the dignity of individuals and is defined by the absence of coercive constraint.⁴ (That contrasts with a mechanistic concept whereby anything that limits a person’s ability to do what she wants—be it a natural, physical barrier or another person who happens to be standing in her way—is considered an infringement on her freedom.) Freedom thus implies that individuals have the right to lead their lives as they wish as long as they respect the equal rights of others.

Isaiah Berlin best elucidated this notion of freedom, commonly known as negative liberty.⁵ In the simplest terms, negative liberty means non-interference by others. Berlin contrasts that type of liberty with positive liberty, which requires an individual removing of constraints that impede one's personal improvement or the fulfillment of his potential. When positive liberty, however, is imposed by others, it undermines negative liberty since individuals naturally have conflicting views on whether and how to achieve self-improvement. As in the case of the totalitarian systems of the 20th century, this allows rulers to ignore the wishes of people and commit torture and other atrocities in the name of some higher form of freedom. Berlin further warned, as did Friedrich Hayek, against the not-uncommon tendency to call "other good things"—think of income or housing, for example—"freedom," since this merely causes confusion.⁶

Negative liberty is the only kind that can be adequately measured. That is because "it comes in only one flavor—the lack of constraint imposed on the individual,"⁷ whereas positive freedom is far more likely to mean different things to different people and thus cannot be measured independent of the goals that conflicting ideologies or groups might identify with freedom.

This index is thus an attempt to measure the extent to which the negative rights of individuals are respected in the country observed. By negative rights, we mean freedom from interference—predominantly by government—in people's right to choose to do, say, or think anything they want, provided that it does not infringe on the rights of others to do likewise. These rights protect freedoms such as freedom of religion, freedom of speech, freedom of assembly, sexual freedom, economic freedom, and so on. Some of the rights that individuals legitimately claim depend partially or wholly on action by government to be realized. The right to personal security is the most important, but security in one's property rights, and the rule of law, also require government action.

While aspects of liberty associated with democracy and political freedom—freedom of speech, assembly, public demonstration—are included in this index, democracy or political freedom is not. Political freedom is important, but it does not mean democracy alone or unrestrained democracy. It is ideally some combination of the division of power, limited government, decentralization, and structural characteristics designed to control the powers of the majority. For example, countries such as Canada and the United States have democratic elections and constitutional constraint as well as separation of powers and decentralization. The United Kingdom has checks and balances and other limits on power, but has no written constitution. The issue of how political freedom can best be determined and which of its forms is most consistent with personal, economic, and civil freedom is a major area of ongoing research. This project and the measures provided do not address this topic directly. However, it is hoped that the data provided here will assist researchers as they seek to determine the political structure most consistent with political freedom and the sustainability of personal, economic, and civil freedom. In that spirit, we look at the correlation between human freedom and democracy in the final section of this report.⁸

Our criteria in selecting data for the index follow those used by the Economic Freedom of the World project. The data come from credible external sources and, for the sake of objectivity, are not generated by the authors; the index is transparent on methodology and sources; and the report covers as large a number of countries over as long a time period as was possible given the data available. As noted above, we generally measure official restrictions on freedom, although some measures capture social or non-official violations of liberty (e.g., violence or conflict measures).

This index fills a gap in the literature by examining overall freedom including economic and other human freedoms. Existing economic freedom indices examine only the former, of course. Similarly, other surveys of

“Freedom in our usage is a social concept that recognizes the dignity of individuals and is defined by the absence of coercive constraint.”

“This index for the first time develops a broad measure of human freedom rather than select aspects of it.”

freedom focus on subsets of freedom that also exclude economic freedom. Yet all these freedoms are crucial. In fact, early systemic writings on freedom in the Enlightenment often focused on economic liberalism, or what we would identify with economic freedom, as an intrinsic part of overall freedom. This index thus for the first time develops a broad measure of human freedom rather than select aspects of it. We combine economic freedom measures from the Economic Freedom of the World (EFW) index with measures of what we call personal freedoms. Our definition of economic freedom is that of Gwartney, Lawson, and Block: “Individuals have economic freedom when property they acquire without the use of force, fraud, or theft is protected from physical invasions by others and they are free to use, exchange, or give their property as long as their actions do not violate the identical rights of others.”⁹ Economic freedom thus exists when there is voluntary exchange, competition, personal choice, and protection of persons and their property.

One of the biggest challenges in constructing any index is the organization and weighting of the variables. Our guiding principle is that the structure should be simple and transparent. All the data that we use in the index are available and their organization clearly presented. This means that other researchers may restructure the index to their own preferences. This strategy is employed in many global indices, among them the economic freedom index. We believe the structure and weighting we have chosen (after long discussions with our advisory group), if not perfect for everyone, makes sense and is consistent with the literature on freedom.¹⁰

The economic freedom index receives half the weight in the overall index, while safety and security and other personal freedoms that make up our personal freedom index receive the remaining weight. We weigh economic and all personal freedoms in our index equally for two reasons. First, economic activities, arguably, predominate in the everyday lives of most people as they seek, at a minimum, to survive,

and to otherwise improve their welfare. Thus, the strong weighting for economic freedom reflects how we live our lives. Second, economic freedom decreases the dependence of individuals on government or other potential forces in society that would restrict liberty or attempt to centralize power. As such, economic freedom is not just inherently valuable; it empowers individuals to exercise other freedoms. Thus, the weighting reflects how economic freedom interacts with other freedoms. This point is illustrated by a remark of Friedrich Hayek’s: “A complete monopoly of employment . . . would possess unlimited powers of coercion. As Leon Trotsky discovered: ‘In a country where the sole employer is the state, opposition means death by slow starvation. The old principle, who does not work shall not eat, has been replaced by a new one: who does not obey shall not eat.’”¹¹

That is an extreme case, but it illustrates the broader point that where economic freedom is limited, the government or powerful cliques possess great control over where you work, level of pay, whether you are able to find employment in the formal economy (with many attendant benefits), whether you get a promotion, where you live (and whether you are subsidized), what kind of job you have, whether you are able to adequately feed and clothe your family, and so on. Thus, in the absence of economic freedom, the powers-that-be have many tools of coercion to block other freedoms. These tools of coercion fade as people gain the power to make their own economic decisions.

We therefore equally weigh economic freedom because of its central importance in daily life and because it enables other freedoms. This weighting, like any weighting in any index, will not be perfect, but we believe it is a good approximation of how people live their lives and the relation between economic and other freedoms. A description of the economic freedom structure and index methodology can be found in the EFW annual reports. (See Appendix A for the components that make up the EFW index).

For the personal freedom sub-index, we use 34 variables covering 141 countries for the year

2008; 153 countries for the years 2010, 2011, and 2012; and 157 countries for the year 2013. For the year 2014, we use 37 variables covering 159 countries. In selecting the countries, we limited ourselves to those that are presented in the EFW report. In selecting time periods, we use 2008 as the earliest year for which we were able to produce a robust enough index (many indices of civil or other liberties are relatively new for a large number of countries). We use 2014 as the latest year in our index because it is the most recent year for which sufficient data are available.

In the personal freedom index, we have two equally weighted parts. The first is legal protection and security, made up of Rule of Law; and Security and Safety. The other half of the personal freedom index is made up of specific personal freedoms: Movement; Religion; Association, Assembly, and Civil Society; Expression; and Relationships.

This too we believe provides an advance over other freedom indices, which fail to account for the interaction between the rule of law and security on the one hand and specific freedoms on the other. Without the rule of law and security, specific freedoms cannot in a practical sense be lived out. The rule of law and security are essential to provide reasonable assurance that life is protected. Security and safety are fundamental for survival and for the exercise of a vast array of freedoms. The rule of law, by providing predictable order and reducing arbitrary conduct by the authorities, further facilitates an environment in which freedoms are safeguarded. Without security or the rule of law, liberty is degraded or even meaningless. The most famous expression of this is perhaps found in Locke, who conceptualized the rule of law and security as a unified bundle, just as we do:

The end of law is not to abolish or restrain, but to preserve and enlarge freedom: for in all the states of created beings capable of laws, “where there is no law, there is no freedom;” for liberty is to be free from restraint and violence

from others; which cannot be where there is not law: but freedom is not, as we are told, “a liberty for every man to do what he lists:” (for who could be free, when every other man’s humour might domineer over him?) but a liberty to dispose, and order as he lists, his person, actions, possessions, and his whole property, within the allowance of those laws under which he is, and therein not to be subject to the arbitrary will of another, but freely follow his own.¹²

A security state may increase or appear to increase some aspects of safety, but it would curtail freedoms by empowering the state to violate rights. Thus, legal security and specific personal freedoms are both necessary conditions for high levels of personal freedom. We believe the equal weighting provides a reasonable approximation of this interaction.

Table 1 outlines the categories and the variables in each category. Each indicator is rated on a 0-10 scale, with 10 representing the most freedom. We average the main variables (denoted by Roman numerals below) in each category to produce an average for each of the seven categories. Note that several of the main variables are made up of sub-variables whose values are averaged to produce the main variable rating. We then average the Rule of Law and the Security and Safety categories and average that rating with the average of the remaining categories to produce a final rating on the personal freedom index.

To produce the Human Freedom Index, we average the final country ratings of the economic and personal freedom indexes. The Human Freedom Index is thus derived from a total of 79 distinct variables (42 from the economic freedom index and 37 from the personal freedom index).

WHAT THE PERSONAL FREEDOM INDEX MEASURES

The index captures the degree to which people are free to enjoy the major freedoms often

“Economic freedom is not just inherently valuable; it empowers individuals to exercise other freedoms.”

“Without security or the rule of law, liberty is degraded or even meaningless.”

Table 1
Structure of the Personal Freedom Index

1. Legal Protection and Security
A. Rule of Law
i. Procedural Justice
ii. Civil Justice
iii. Criminal Justice
B. Security and Safety
i. Homicide
ii. Disappearances, Conflict, and Terrorism
a. Disappearances
b. Violent Conflicts
c. Internal Organized Conflict
d. Terrorism Fatalities
e. Terrorism Injuries
iii. Women's Security and Safety
a. Female Genital Mutilation
b. Missing Women
c. Equal Inheritance Rights
- Widows
- Daughters
2. Specific Personal Freedoms
A. Movement
i. Foreign Movement
ii. Domestic Movement
iii. Women's Movement
B. Religion
i. Freedom to Establish Religious Organizations
ii. Autonomy of Religious Organizations
C. Association, Assembly, and Civil Society
i. Freedom of Association
ii. Freedom of Assembly and Demonstration
iii. Autonomy of Organizations
a. Political Parties
b. Professional Organizations
c. Educational, Sporting, and Cultural Organizations
iv. Freedom to Establish Organizations
a. Political Parties
b. Professional Organizations
c. Educational, Sporting, and Cultural Organizations
D. Expression
i. Press Killings

Table 1 Continued

ii. Laws and Regulations that Influence Media Content
iii. Political Pressures and Controls on Media Content
iv. Freedom of Access to Foreign Information
a. Access to Foreign Television
b. Access to Foreign Newspapers
v. State Control over Internet Access
E. Relationships
i. Parental Rights
a. In Marriage
b. After Divorce
ii. Same-Sex Relationships
a. Male-to-Male Relationships
b. Female-to-Female Relationships
iii. Divorce

referred to as civil liberties—freedom of speech, religion, and association and assembly — in the countries in the survey. In addition, it includes indicators on rule of law, crime and violence, freedom of movement, and legal discrimination against same-sex relationships. We also include nine variables pertaining to women’s freedom that are found in various categories of the index. (For an overview of the sources of our data, see the table in Appendix B.)

We would have liked to have included other important variables, such as those quantifying drug and alcohol prohibition, but we found no reliable data sources that conformed to our methodological principles. What follows is a brief description and justification of the data we use. For a more detailed description of the data sources, what they measure, and their methodology, see Appendix C.

Rule of Law

The rule of law is an essential condition of freedom that protects the individual from coercion by others. John Locke’s emphasis on the importance of law in securing and enlarging freedom, cited above, is an early formulation of that concept. A society ruled “by law, not men” implies that laws apply to everybody, in-

cluding the authorities, that they be publicly known and understood, and that they limit the arbitrary decisions of rulers. To further increase the scope of individual freedom and reduce potential rule by personal will, Hayek proposed that laws be general and abstract; that is, that they be ignorant of particular cases and “not single out any particular persons or group of persons.”¹³ The above attributes also provide a social order that allows people to more easily pursue their individual ends. Individual freedom is therefore dependent on the rule of law, a broad concept that encompasses due process, equal treatment under the law, accountability of government officials, and notions of fairness, predictability, and justice.

We use indicators from the World Justice Project’s Rule of Law Index¹⁴ that are consistent with our definition of freedom. It should be noted that the Economic Freedom of the World index includes nine variables in the area of “Legal System and Property Rights” that seek to measure “how effectively the protective functions of government are performed.” Thus, the rule of law measures included in the personal freedom index add to those in the economic freedom index to produce a somewhat heavier weighting of the rule of law in the

“The rule of law is an essential condition of freedom that protects the individual from coercion by others.”

“Governments that restrict people’s movement greatly limit the scope of overall liberty.”

overall Human Freedom Index.

The first component [1Ai] rates what we have termed procedural justice. It is composed of the average of three indicators measuring “the right to life and security” of a person; “due process of law and rights of the accused”; and “freedom from arbitrary interference with privacy.” The first of those indicators refers to violations by the police or government when conducting an arrest or a search, for example.¹⁵ The second indicator refers to such issues as the extent to which police or the authorities respect the presumption of innocence, arrest people on genuine and formally declared charges, treat suspects humanely in custody, provide the accused full access to evidence, and the like. The third indicator refers to such violations as governments wiretapping private communications without judicial authorization.

The second component [1Aii] rates civil justice on such issues as whether it is free of discrimination, corruption, and improper government influence. It also measures the extent to which alternative dispute resolution mechanisms are accessible, impartial, and effective. The third component [1Aiii] measures the criminal justice system on such issues as its impartiality, its level of corruption, and the degree to which improper government influence is present.

By including the Rule of Law category, the index more fully captures the extent to which people are exposed to abuse by the authorities and is therefore consistent with measuring whether and by how much one is “subject to another man’s will,”¹⁶ to use Hayek’s expression. The indicators we use not only rate the degree to which the rule of law may be undermined; they are also measures of negative rights. Like safety and security, explained below, the rule of law concept included here significantly expands the scope of freedom by limiting coercion from a diversity of potential sources, including the most powerful entities or individuals in society, thus encouraging other freedoms to flourish and meriting the relatively greater weight we give it in the index.

Security and Safety

The rights to life and safety from physical aggression have long been recognized as fundamental to liberty. Violence of any kind, except in self-defense or in the administration of justice, reduces personal freedom and, in the case of violence that results in death, eliminates it altogether. In societies with low levels of personal safety and physical security from harm, it is difficult to exercise other freedoms, or even to survive. Like the rule of law, security and safety are thus important in safeguarding overall freedom. (Indeed, the provision of domestic and national security is a service that most classical liberals consider a proper function of government.) Unlike the Rule of Law category, which concerns rules that seek to reduce coercion, the Security and Safety category measures actual crimes committed. It attempts to measure the degree to which people who have not violated the equal rights of others are physically assaulted, kidnapped, killed, or their physical integrity or safety are otherwise violated. Because security is necessary to fully exercise the whole array of freedoms, we give this category equal weight to the Rule of Law category, and both together are weighed equally with the rest of the personal freedom index.

Whether perpetrated by ordinary criminals, governments, organized gangs, political groups, or individuals following tradition, crime and physical transgressions reduce personal freedom in any society. The first component [1Bi] measures the homicide rate. Here we ignore optimal-level-of-crime considerations or, as with the Rule of Law category, any account of the use of public resources to provide a public good intended to enhance freedom, but that by its nature (taxation) represents a reduction in freedom.¹⁷

The second component [1Bii] measures disappearances, conflict, and terrorism. It is made up of a number of variables. The first measures politically motivated disappearances. The following two variables—violent conflicts and internally organized conflicts—measure the extent to which war or armed

conflict with internal or external aggressors impinges on personal freedom in observed countries. The violent conflicts variable reflects battle-related deaths per capita. For the level of internally organized conflict, we use a “qualitative assessment of the intensity of conflicts within” each country used by the Global Peace Index, but derived by the Economist Intelligence Unit (EIU). The next two variables rate the level of fatalities and injuries resulting from terrorism. Those figures, from the University of Maryland’s Global Terrorism Database, include deaths and injuries of both perpetrators and victims.

The next component rates women’s security [1Biii]. It is made up of three main variables. The first measures the prevalence of female genital mutilation among the population of women in a given country. The next indicator refers to the number of missing women in a country, typically due to sex-selective abortions and infanticide of females. The final variable in this component measures whether the legal system favors males when it comes to inheritance as compared to widows and daughters. Favoring males is an infringement on the liberty of parents and the daughters to whom they might otherwise choose to bequeath their assets, and a reality that in many countries subordinates women to the power of men, often putting them in economically precarious or physically vulnerable situations.

Movement

The freedom to travel is a basic human right and essential to a free society. Governments that restrict people’s movement greatly limit the scope of overall liberty, as those limits severely reduce the ability of people to engage in a wide range of peaceful activities of their choosing. The first two indicators in this category rate the freedom to leave the country [2Ai] and the freedom of domestic movement [2Aii], respectively. The third component, women’s movement [2Aiii], measures the extent to which women can “move freely outside of the house.”

Religion

Free societies respect the right to practice a religion of one’s choosing. The exercise of religion can be both a supremely private matter involving a person’s strongest beliefs and a social affair practiced in an organized way among larger groups. Restrictions on that fundamental freedom have been the source of some of the bloodiest and most drawn-out conflicts through history, and they continue to animate discord in numerous countries today.

Both components in this category are self-explanatory. The first rates freedom to establish religious organizations [2Bi] and the second rates the autonomy of religious organizations [2Bii].

Association, Assembly, and Civil Society

The freedom to associate and assemble with peaceful individuals or organizations of one’s choice and to form or join organizations for political, commercial, or other ends is an essential part of individual freedom and a basis of civil society. This category is made up of four components: freedom of association [2Ci], freedom of assembly and demonstration [2Cii], autonomy of organizations [2Ciii], and freedom to establish organizations [2Civ]. The last two components are each made up of an average of three variables—political parties; professional organizations; and educational, sporting, and cultural organizations—gauging the extent to which those organizations can be established and are autonomous once they are set up.

Expression

Expression takes a wide array of forms. This category measures a broad range of freedom including that affecting personal expression, the press, and use of the Internet.

Press killings [2Di] refers to murders of journalists “in retribution for, or to prevent, news coverage or commentary” and journalists killed on dangerous assignments as documented by the Committee to Protect Journalists. Laws and regulations that influence media content [2Dii] is an assessment by Freedom House of the legal environment that governments

“Access to foreign media sources can vastly increase the level of freedom in a country.”

“Some countries that ranked high on the economic freedom index saw their positions fall significantly on the Human Freedom Index.”

can use to “restrict the media’s ability to operate.” The next measure is a Freedom House assessment of the political environment’s influence on the media [2Diii], namely, political pressure over news and editorial content. It also evaluates “the vibrancy of the media and the diversity of news available within each country” and indicators of violence against journalists. There is some overlap of coverage among the above components.

Freedom of access to foreign information [2Div] is composed of two variables: access to foreign television and access to foreign newspapers. We believe that access to foreign media sources can vastly increase the level of freedom in a country not only by providing individuals with much more information than locally available, but by increasing media competition and strengthening the role the media often plays as a watchdog and exponent of transparency in government. The last component in this category gauges state control over Internet access [2Dv]; it is an increasingly important measure of freedom of expression as use of the Internet spreads and government efforts to control it become more sophisticated and frequent.

Relationships

Lastly, we measure what we broadly categorize as freedoms to have intimate and familial relationships with others. Parental rights [2Ei] refers to the extent to which women have equal rights based in law and custom regarding “legal guardianship of a child during a marriage and custody rights over a child after divorce.”

Because this indicator does not assess the nature of those rights but rather the equality of rights between genders, it is a proxy of one aspect of women’s freedom rather than a direct measure of freedom.

The next component rates the freedom of individuals to establish same-sex relationships [2Eii]. It is composed of two variables from the International Lesbian and Gay Association: a male-to-male relationship indicator that gauges the extent to which sexual relationships between men are legal; and a female-to-female indicator that gauges the same for relationships between women. The last component measures “whether women and men have the same rights to initiate divorce” [2Eiii].

FINDINGS

Table 2 presents the ratings of the countries on the personal and economic freedom indices for 2014. It also presents the ratings and rankings of countries on the overall Human Freedom Index. For the ratings for all countries of all categories and measures that make up the personal freedom index for 2008, 2010, 2011, 2012, 2013, and 2014, see Appendices D, E, F, G, H, and I. (For the 2014 Human Freedom Index ranked by personal and economic freedom respectively, see Appendices J and K. For the rankings of the Human Freedom Index listed in alphabetical order and changes in country ratings from 2008 to 2014, see Appendix L.)

The personal freedom index and the overall Human Freedom Index place countries along a spectrum of freedom that would be

Table 2
2014 Human Freedom Index and Sub-Indices

Rank	Δ HFI Rank (2013-14)	Country	Personal Freedom	Economic Freedom	Freedom Index	Δ HFI Score (2013-14)
1	=	Hong Kong	9.08	9.03	9.06	▲
2	=	Switzerland	9.41	8.25	8.83	▲
3	▲ 1	New Zealand	9.00	8.35	8.67	▲
4	▼ 1	Ireland	9.31	7.98	8.64	▲
5	▼ 1	Denmark	9.58	7.67	8.62	▲
6	=	Canada	9.24	7.98	8.61	▲

Table 2 *Continued*

Rank	Δ HFI Rank (2013-14)	Country	Personal Freedom	Economic Freedom	Freedom Index	Δ HFI Score (2013-14)
6	▲ 1	United Kingdom	9.29	7.93	8.61	▲
6	▲ 2	Australia	9.29	7.93	8.61	▲
9	=	Finland	9.43	7.68	8.55	▲
10	▲ 4	Netherlands	9.45	7.63	8.54	▲
11	▲ 1	Luxembourg	9.41	7.65	8.53	▲
11	=	Austria	9.50	7.56	8.53	▲
13	▼ 1	Germany	9.44	7.55	8.49	▲
13	▼ 3	Norway	9.47	7.51	8.49	▲
15	=	Sweden	9.37	7.46	8.42	▲
16	=	Malta	9.08	7.74	8.41	▲
17	▲ 1	Belgium	9.25	7.51	8.38	▲
18	▲ 1	Czech Republic	9.16	7.53	8.34	▲
19	▲ 3	Portugal	9.15	7.49	8.32	▲
20	▲ 2	Lithuania	8.82	7.81	8.31	▲
21	▲ 4	Poland	9.18	7.42	8.30	▲
21	▼ 2	Estonia	8.89	7.70	8.30	▲
23	▼ 4	United States of America	8.79	7.75	8.27	▲
24	▲ 2	Latvia	8.90	7.57	8.24	▲
25	▲ 2	Iceland	9.38	7.06	8.22	▲
26	▼ 9	Taiwan	8.71	7.65	8.18	▼
27	▲ 4	Slovakia	8.78	7.45	8.12	▲
28	▲ 1	Italy	9.00	7.17	8.09	▲
29	▼ 1	Chile	8.34	7.83	8.08	▼
30	▲ 1	Romania	8.46	7.66	8.06	▲
31	▲ 3	France	8.81	7.30	8.05	▲
32	▼ 2	Japan	8.67	7.42	8.04	▼
33	▲ 7	Cyprus	8.73	7.32	8.03	▲
34	▼ 10	Mauritius	8.06	7.98	8.02	▼
35	▼ 2	Korea, Republic of	8.57	7.40	7.98	▲
36	▼ 1	Spain	8.52	7.38	7.95	▲
37	▼ 1	Hungary	8.54	7.30	7.92	▲
38	▲ 2	Costa Rica	8.26	7.56	7.91	▲
39	▲ 3	Slovenia	9.07	6.73	7.90	▲
40	▼ 3	Singapore	7.01	8.71	7.86	▲
40	▼ 1	Bulgaria	8.33	7.39	7.86	▲
42	▼ 4	Uruguay	8.58	7.08	7.83	▲
43	=	Georgia	7.67	7.98	7.82	▲
44	=	Montenegro	8.23	7.27	7.75	▲
44	▲ 2	Croatia	8.49	7.00	7.75	▲

“Regional levels of freedom vary widely.”

Table 2 *Continued*

Rank	Δ HFI Rank (2013-14)	Country	Personal Freedom	Economic Freedom	Freedom Index	Δ HFI Score (2013-14)
46	▲ 3	Panama	7.88	7.47	7.67	▲
47	▲ 7	Mongolia	7.66	7.39	7.52	▲
48	▲ 4	Greece	8.02	6.93	7.47	▲
48	▲ 2	Bahamas	7.56	7.38	7.47	▼
50	▲ 7	Albania	7.50	7.40	7.45	▲
51	▲ 19	Seychelles	7.34	7.48	7.41	▲
52	▼ 4	Israel	7.34	7.39	7.37	▼
53	▲ 2	Peru	7.38	7.35	7.36	▼
54	▼ 1	Bosnia and Herzegovina	7.81	6.85	7.33	▼
55	▼ 4	Suriname	7.91	6.73	7.32	▼
55	▼ 11	Macedonia	7.42	7.22	7.32	▼
55	▲ 1	Armenia	6.92	7.71	7.32	▲
58	▲ 1	El Salvador	7.12	7.40	7.26	▲
59	▲ 9	Ghana	8.08	6.41	7.25	▲
60	▼ 2	Jamaica	7.20	7.21	7.20	▼
61	▲ 9	Haiti	7.35	6.99	7.17	▲
61	▲ 3	Fiji	7.35	6.99	7.17	▲
63	▼ 1	Dominican Republic	6.99	7.32	7.16	▲
64	▼ 1	Cambodia	6.97	7.20	7.08	▲
65	▲ 1	Madagascar	7.56	6.54	7.05	▲
66	▼ 2	Brunei	6.83	7.25	7.04	▲
67	▼ 1	Serbia	7.36	6.68	7.02	▼
68	▲ 5	Guatemala	6.52	7.50	7.01	▲
69	▲ 8	Moldova	7.27	6.72	6.99	▲
69	▲ 6	Namibia	7.18	6.80	6.99	▲
71	▼ 3	Bolivia	7.62	6.34	6.98	▼
72	=	Indonesia	6.91	7.02	6.97	▼
73	▼ 12	Turkey	7.06	6.86	6.96	▼
74	▲ 2	South Africa	7.21	6.64	6.92	▼
74	▼ 14	Papua New Guinea	7.14	6.70	6.92	▼
76	▲ 1	Nicaragua	6.38	7.39	6.88	▼
77	▲ 16	Mexico	6.82	6.88	6.85	▲
77	▲ 2	Paraguay	6.82	6.88	6.85	▼
79	▲ 16	Benin	7.43	6.22	6.82	▲
79	▲ 12	Bhutan	6.57	7.07	6.82	▲
79	▼ 6	Trinidad and Tobago	6.87	6.77	6.82	▼
82	▼ 1	Brazil	7.35	6.27	6.81	▼
83	▲ 28	Tajikistan	6.64	6.97	6.80	▲
84	▼ 3	Nepal	7.04	6.54	6.79	▼

Table 2 *Continued*

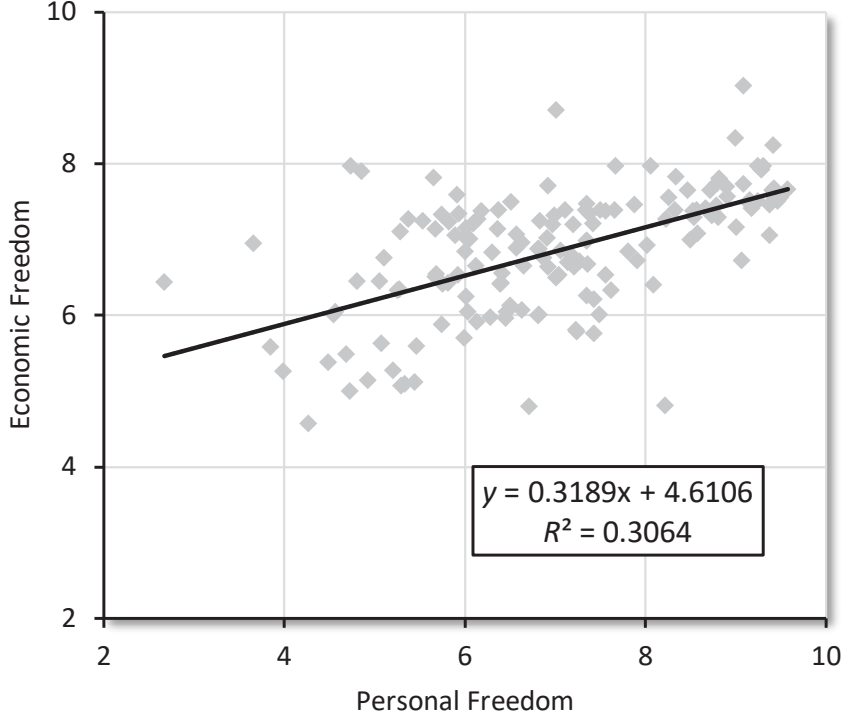
Rank	Δ HFI Rank (2013-14)	Country	Personal Freedom	Economic Freedom	Freedom Index	Δ HFI Score (2013-14)
85	▼ 6	Barbados	6.92	6.65	6.78	▼
85	▲ 24	Rwanda	6.19	7.38	6.78	▲
87	=	India	7.01	6.50	6.76	▼
88	▲ 2	Bahrain	5.91	7.60	6.75	▲
88	=	Burkina Faso	7.49	6.02	6.75	▲
88	▼ 7	Kenya	6.36	7.14	6.75	▼
91	▼ 5	Jordan	5.65	7.82	6.74	▼
92	▼ 45	Cape Verde	6.57	6.89	6.73	▼
93	▲ 5	Botswana	6.14	7.27	6.70	▲
94		Liberia	6.09	7.22	6.66	
94	▲ 21	Lesotho	6.65	6.66	6.66	▲
96	▲ 3	Kazakhstan	5.93	7.35	6.64	▲
97	▼ 4	Ecuador	7.43	5.76	6.60	▼
98	▲ 20	Kyrgyz Republic	6.01	7.16	6.58	▲
99	▼ 8	Tanzania	6.30	6.84	6.57	▼
100	=	Uganda	5.74	7.34	6.54	▼
101	=	Honduras	5.83	7.24	6.53	▼
101	=	Philippines	6.05	7.01	6.53	▼
103	▼ 2	Zambia	6.00	7.04	6.52	▼
103	▲ 18	Mozambique	7.23	5.81	6.52	▲
103	▼ 15	Argentina	8.22	4.81	6.52	▼
106	▲ 5	Malawi	7.24	5.79	6.51	▲
107	▼ 10	Thailand	6.41	6.56	6.49	▼
108	▼ 4	Lebanon	5.90	7.06	6.48	▼
109		Laos	6.00	6.85	6.43	
110	▲ 6	Côte d'Ivoire	6.82	6.01	6.42	▲
111	▼ 4	Colombia	6.40	6.43	6.41	▼
111	▼ 6	Senegal	6.40	6.42	6.41	▼
111	▼ 16	Kuwait	5.67	7.14	6.41	▼
111	▼ 27	Ukraine	6.81	6.00	6.41	▼
115	▲ 2	Russia	6.13	6.66	6.39	▲
115	▼ 9	Malaysia	5.53	7.25	6.39	▼
117	▼ 9	Qatar	4.86	7.91	6.38	▼
118	▲ 12	Guinea-Bissau	6.63	6.08	6.36	▲
118	▼ 8	United Arab Emirates	4.73	7.98	6.36	▼
120	▼ 1	Oman	5.37	7.27	6.32	▲
120	▼ 7	East Timor	6.50	6.14	6.32	▼
122	▲ 6	Burundi	6.47	6.05	6.26	▲
123	▲ 6	Tunisia	5.93	6.54	6.23	▲

“Countries with high levels of personal freedom also have high levels of economic freedom.”

Table 2 *Continued*

Rank	Δ HFI Rank (2013-14)	Country	Personal Freedom	Economic Freedom	Freedom Index	Δ HFI Score (2013-14)
124	▼ 4	Mali	6.45	5.97	6.21	▼
125	▼ 3	Gambia, The	5.29	7.11	6.20	▼
126	▼ 41	Guyana	6.29	5.98	6.13	▼
126	▼ 3	Cameroon	6.02	6.25	6.13	▼
128	▼ 2	Vietnam	5.82	6.43	6.12	▲
128	▲ 3	Azerbaijan	5.69	6.55	6.12	▲
130	▼ 6	Sri Lanka	5.68	6.52	6.10	▼
131	▼ 4	Morocco	5.76	6.42	6.09	▼
132	=	Niger	6.04	6.05	6.04	▲
133	▼ 8	Sierra Leone	6.13	5.92	6.03	▼
134	▲ 2	Swaziland	5.10	6.77	5.94	▲
135	▼ 2	Gabon	5.99	5.71	5.85	▼
136	▲ 4	Togo	5.75	5.89	5.82	▲
137	▼ 2	Bangladesh	5.28	6.35	5.81	▲
138	▼ 25	Belize	5.26	6.34	5.80	▼
139	▼ 1	Congo, Republic of	6.72	4.80	5.76	▲
140	▲ 1	Nigeria	5.05	6.45	5.75	▲
141	▼ 4	China	4.81	6.45	5.63	▼
142	=	Ethiopia	5.46	5.60	5.53	▼
143	=	Mauritania	5.08	5.63	5.35	▼
144	=	Saudi Arabia	3.66	6.95	5.31	▼
144	▲ 2	Egypt	4.56	6.05	5.31	▲
146	=	Chad	5.45	5.12	5.28	▲
146	▼ 1	Pakistan	4.54	6.01	5.28	▼
148	▲ 1	Zimbabwe	5.20	5.28	5.24	▲
149	▼ 10	Guinea	5.33	5.10	5.22	▼
150	▼ 16	Angola	5.29	5.08	5.19	▼
151	▲ 3	Congo, Democratic Republic of	4.69	5.49	5.09	▲
152	▼ 3	Algeria	4.93	5.15	5.04	▼
153	▼ 1	Myanmar	4.48	5.39	4.94	▲
154	▼ 1	Venezuela	6.53	3.29	4.91	▼
155	▼ 7	Central African Republic	4.73	5.01	4.87	▼
156	▲ 1	Syria	3.85	5.59	4.72	▲
157	▼ 2	Iran	3.99	5.27	4.63	▼
158	▼ 3	Yemen	2.67	6.44	4.56	▼
159	▼ 8	Libya	4.27	4.58	4.42	▼
Average (mean)			7.01	6.85	6.93	
Median			6.97	7.01	6.82	

Figure 1
Personal vs. Economic Freedom, 2014



Sources: Authors' calculations; and James Gwartney, Robert Lawson, and Joshua Hall, *Economic Freedom of the World: 2016 Annual Report* (Vancouver, B.C.: Fraser Institute, 2016).

generally expected. The top jurisdictions in the Human Freedom Index for 2014 are Hong Kong, Switzerland, New Zealand, and Ireland. The bottom three countries are Iran, Yemen, and Libya in descending order. Other selected countries rank in the following ways: Canada (6), United Kingdom (6), Netherlands (10), United States (23), Chile (29), Japan (32), Singapore (40), South Africa (74), Mexico (77), Brazil (82), India (87), Russia (115), and China (141).

The nonweighted average rating of the Human Freedom Index decreased slightly from 2008 to 2014 (it was 7.01 in 2008 and 6.93 in 2014), though those ratings are not strictly comparable since the index surveys 18 more countries in 2014 than in 2008. A comparison of the 141 jurisdictions for which data are available over that period shows the average human freedom rating staying the same at 7.01, with personal freedom falling somewhat and economic freedom increasing. Some 66 countries increased their overall freedom ratings from 2008 to 2014, while 71 countries decreased their freedom.

The correlation between the personal and economic freedom ratings was 0.55 for 2014 (see Figure 1).¹⁸ Thus, some countries that ranked high on the economic freedom index saw their positions fall significantly on the Human Freedom Index. For example, Singapore ranked in second place in economic freedom in 2014 but ranked 40th on the HFI; the United Arab Emirates ranked 5 in economic freedom but 118 in human freedom; and Qatar ranked 12 in economic freedom but 117 in human freedom. By contrast, some countries ranked consistently high in the human freedom sub-indices, including Switzerland, which ranked in the top 10 in both personal and economic freedom.

Figure 2 shows that nations in the top quartile of personal freedom saw a high economic freedom score of 7.60, compared to a score of 6.34 for bottom-quartile nations.

Among the categories that make up the personal freedom index, “association, assembly, and civil society” was the only one that saw an increase in its ratings from 2008 to

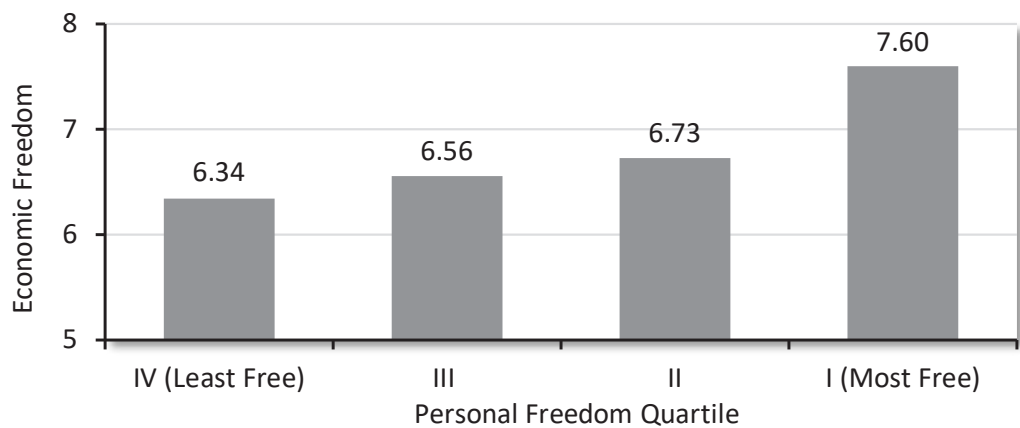
“On average, the freest countries in the world have a much higher income than those that are less free.”

2014, while the “rule of law” and “movement” saw the largest decreases (see Figure 3). Given that the time period studied here is relatively short, it is not surprising that we don’t see larger changes in the categories.

Regional levels of freedom vary widely. The average rankings on the Human Freedom Index by region were highest for Western Europe, followed by Northern Europe and North

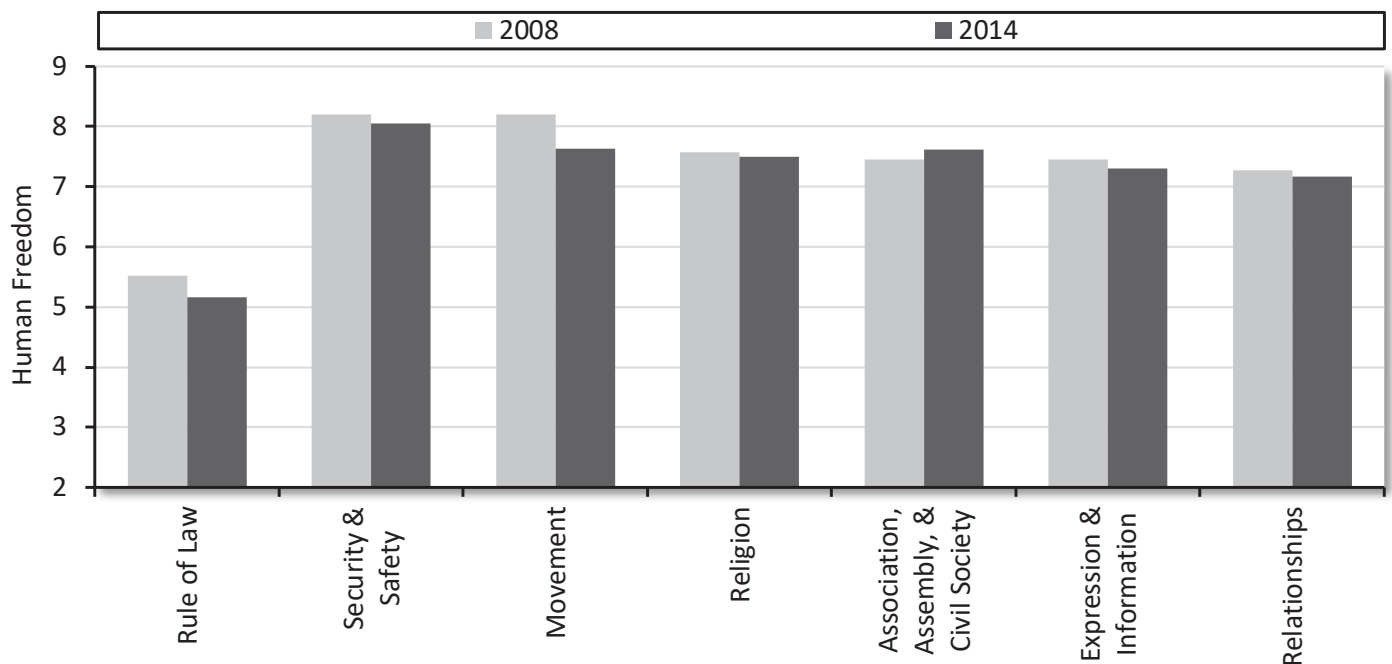
America (Canada and the United States), and were lowest for South Asia, sub-Saharan Africa and the Middle East and North Africa in descending order (see Figure 4). (For a listing of countries by region, see Appendix M.) The regions that had greater overall levels of freedom exhibited higher ratings in personal freedom relative to economic freedom than the less free (see Figure 5). That is consistent with

Figure 2
Personal Freedom and Economic Freedom, 2014



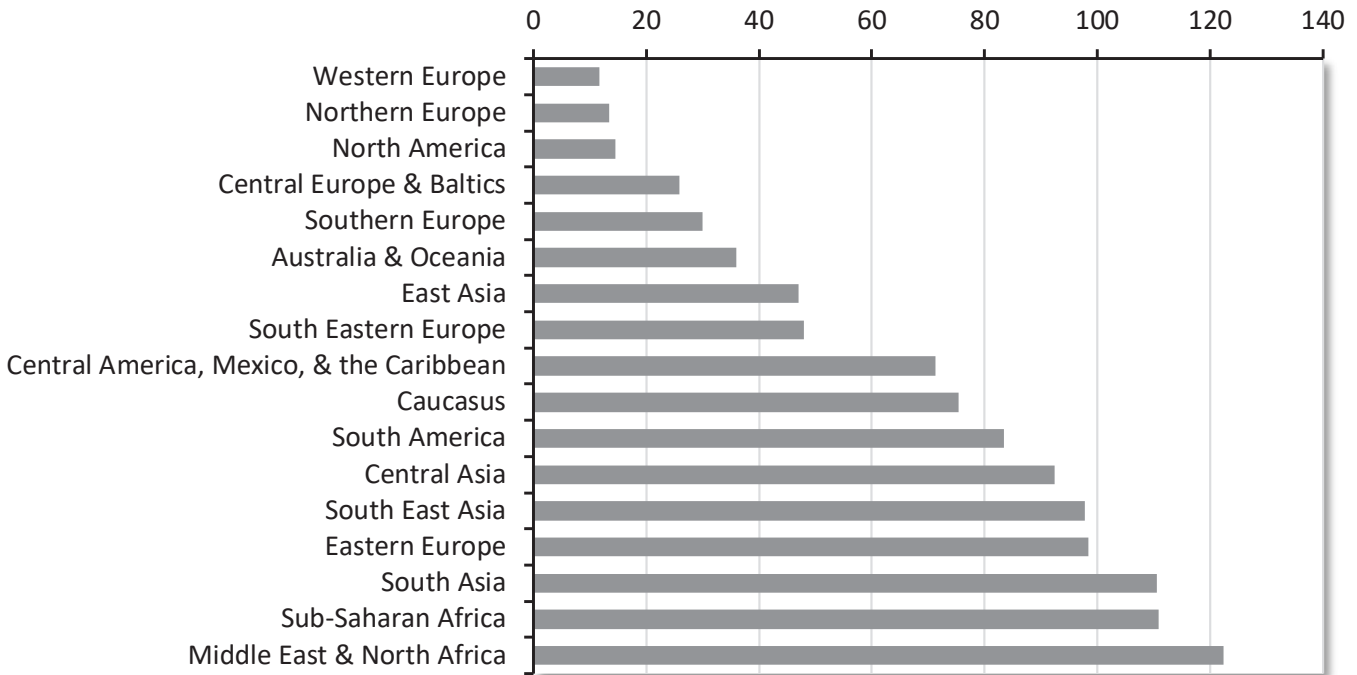
Sources: Authors’ calculations; and James Gwartney, Robert Lawson, and Joshua Hall, *Economic Freedom of the World: 2016 Annual Report* (Vancouver, B.C.: Fraser Institute, 2016).

Figure 3
Freedom Index Category Averages, 2008–2014



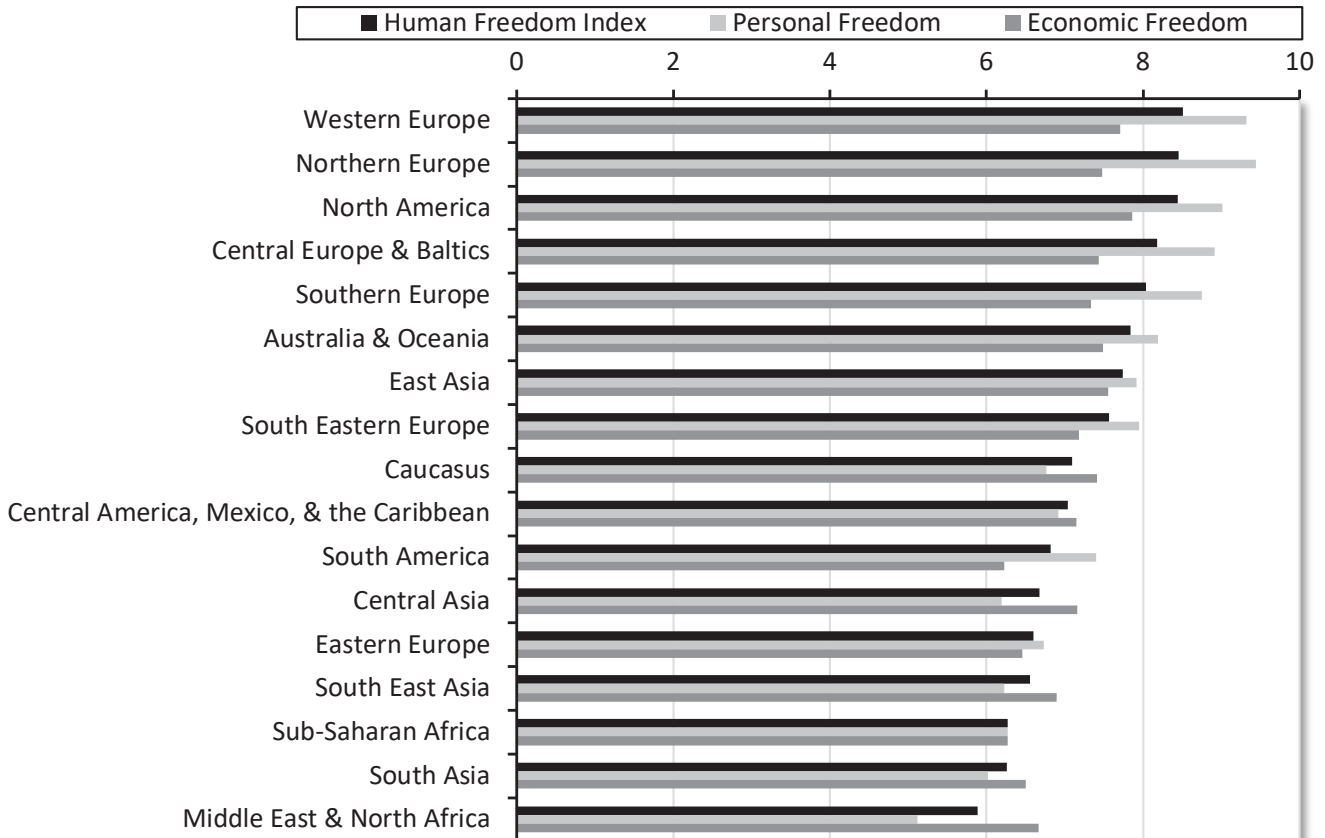
Source: Authors’ calculations.

Figure 4
Average Freedom Index Ranking by Region, 2014



Source: Authors' calculations.

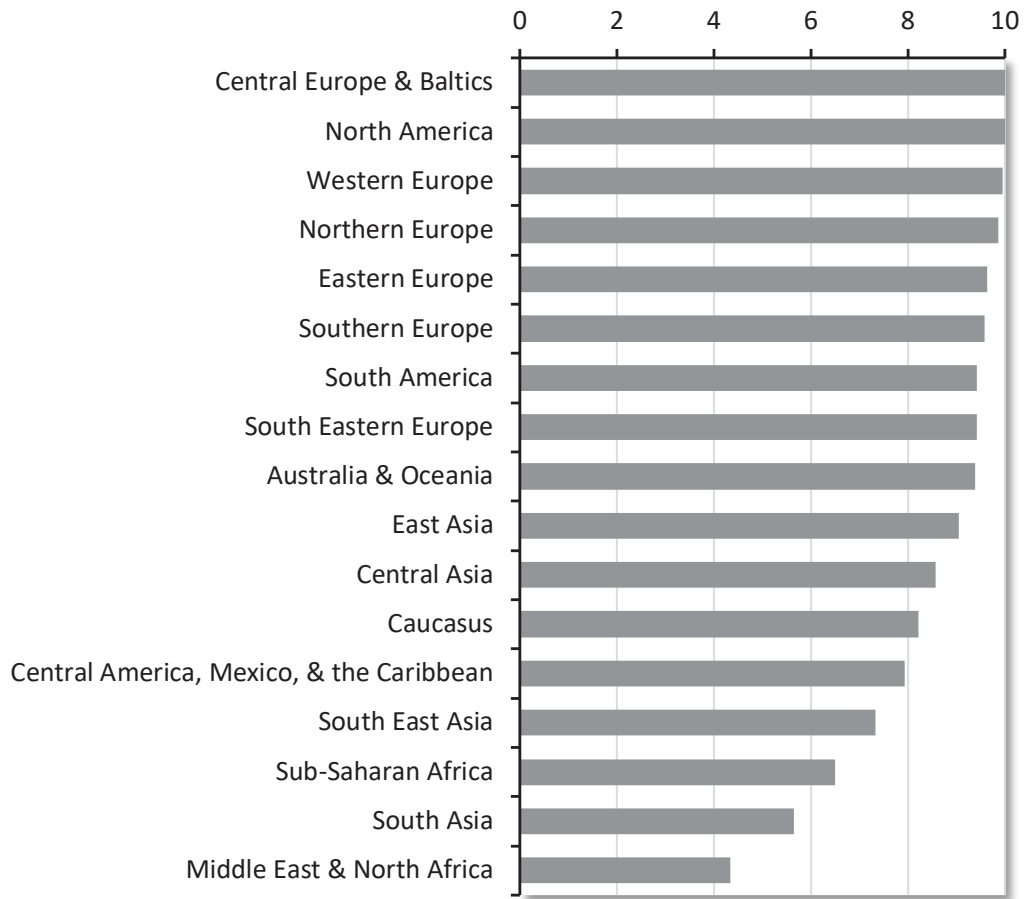
Figure 5
Average Freedom Index Score Ranked by Region, 2014



Sources: Authors' calculations; and James Gwartney, Robert Lawson, and Joshua Hall, *Economic Freedom of the World: 2016 Annual Report* (Vancouver, B.C.: Fraser Institute, 2016).

“There appears to be a strong relationship between the level of freedom and income.”

Figure 6
Average Women’s Personal Freedom Index Score by Region, 2014



Source: Authors’ calculations.

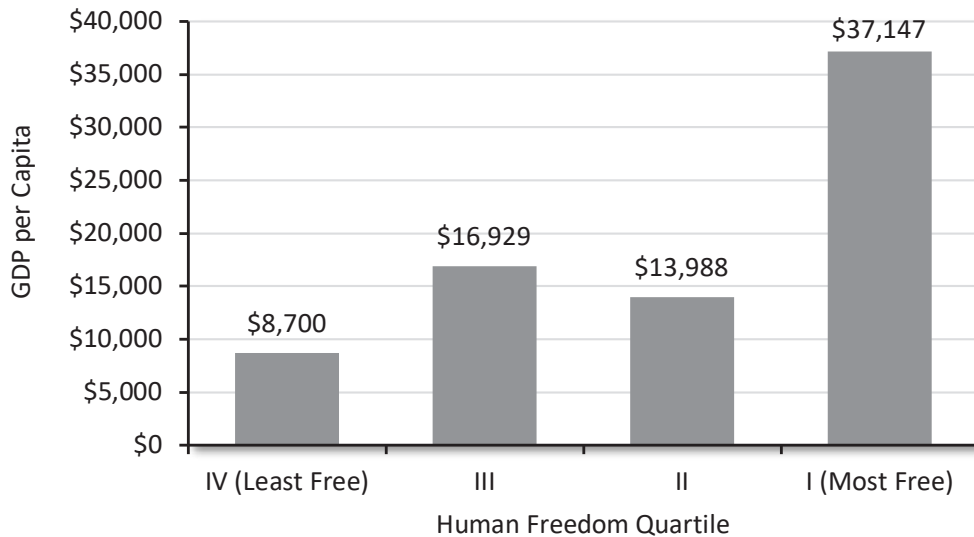
the findings in Figure 2, that the countries with high levels of personal freedom also have high levels of economic freedom.

The personal freedom index reports seven variables that relate to women’s freedoms: female genital mutilation, missing women, equal inheritance rights, women’s freedom of movement, parental rights, female-to-female relationships, and divorce. Although they surely fall short of capturing a complete measure of women’s freedoms, the variables cover a large range of important information and are likely correlated with other women-specific indicators of liberty not represented in cross-country data. Here we have averaged the seven components to get average ratings by region of women’s personal freedom.¹⁹ Following that calculation, Figure 6 shows high levels of women’s freedom in most regions of the world, with declining freedom in South East

Asia, sub-Saharan Africa, South Asia, and the Middle East and North Africa, in that order.

Does human freedom matter for development? There appears to be a strong relationship between the level of freedom and income. Figure 7 shows that countries in the most free quartile enjoy significantly greater income per person (\$37,147) than those in the other quartiles.²⁰ On average, the freest countries in the world have a much higher income than those that are less free. These data, of course, does not establish a means of causation or even the direction of causation, and it is only a snapshot in time. But it suggests exploring the links between freedom and development further and testing the contribution of freedom to prosperity and other indicators of human well-being as has been done in the case of policies and institutions supportive of economic freedom.

Figure 7
Average GDP per Capita by HFI Quartiles, 2014



Sources: Authors' calculations; and World Bank, "World Development Indicators," <http://data.worldbank.org/products/wdi>.
Note: GDP per capita, PPP (constant 2011 US\$). Countries with no GDP per capita data were omitted from the calculations.

FREEDOM AND DEMOCRACY

What is the relationship between freedom and democracy? We use our index and the Economist Intelligence Unit's Democracy Index 2014 to see how political freedom and freedom relate. The EIU defines democracy broadly and thus constructs an index that produces a "wide" measure of democracy, as opposed to a more limited measure of the existence of free and fair elections. The EIU's Democracy Index covers five areas, of which we use the following four: electoral process and pluralism, functioning of government, political participation, and political culture. That index also measures civil liberties, but we set those elements aside, since that area is included in our freedom index. See Appendix N for the resulting democracy ratings we construct based on the EIU data.

There is a strong correlation of 0.77 between freedom and democracy (see Figure 8). The findings are not surprising, but they offer rich opportunities to empirically examine a complex relationship in which the direction of causation or support between the two variables, if any, may strengthen or weaken over time and may be influenced by numerous oth-

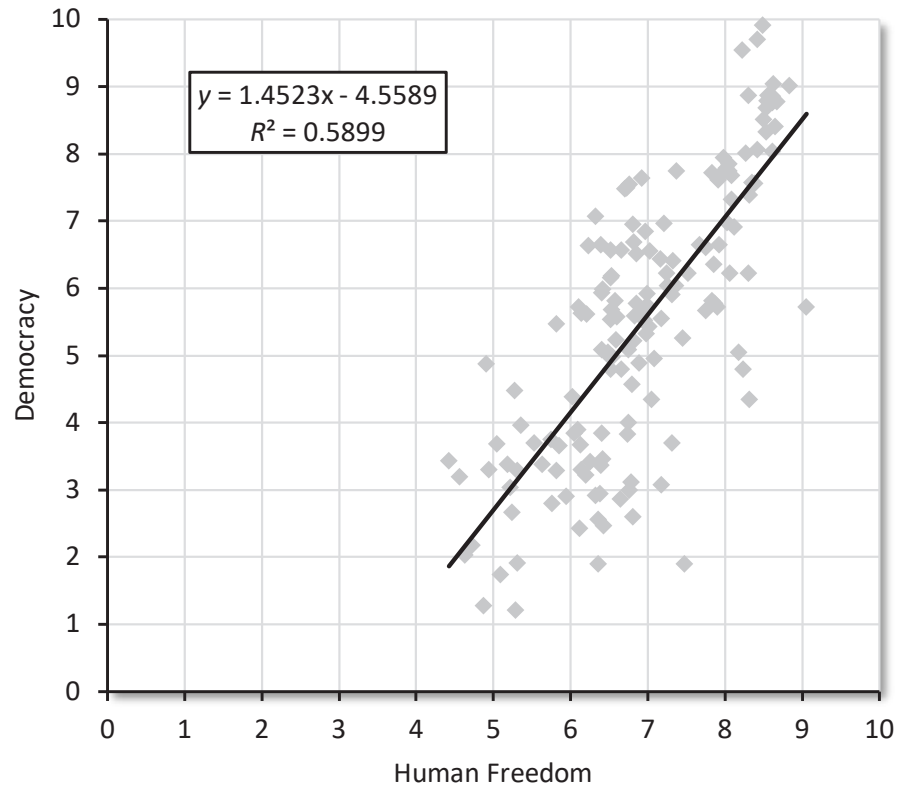
er factors, including the level of development.

Given the link between freedom and democracy, Hong Kong's top ranking in our index may be somewhat unexpected. The territory, first administered by the United Kingdom as a colony and since 1997 ruled by mainland China under its "one country, two systems" model, has never experienced democracy. Hong Kong's maintenance of a high degree of freedom for a long period of time indeed makes it an outlier in our survey. The pro-democracy protests that erupted in Hong Kong in 2014 may in part be a late manifestation of a pattern we've seen in other non-democracies that liberalized their economies and subsequently liberalized their political systems as wealth and demands for political freedoms rose. Even so, Hong Kong is unique in that it long enjoyed high levels not only of economic freedom but also of personal liberty and income without transitioning to democracy. The territory's close adherence to the policies and institutions it inherited from the British, including the rule of law, no doubt explain the stability its system has until recently displayed. Clearly, the pro-democracy protests represent a political agenda not acceptable to

“There is a strong correlation between freedom and democracy.”

“The data may lead to a better understanding of the role of freedom in human progress.”

Figure 8
Human Freedom vs. Democracy, 2014



Sources: Authors' calculations; and Economist Intelligence Unit, "Democracy Index 2014," www.eiu.com/democracy2014.

Beijing, and are a reaction to interference and perceived interference by mainland China in Hong Kong's policies and institutions including infringements on freedom of the press and the independence of the legal system. As the political future of Hong Kong plays out, we would not be surprised if we see a decline in its freedom ratings.

CONCLUSION: TOWARD A BETTER APPRECIATION OF FREEDOM

The Human Freedom Index provides a comprehensive measure of freedom for a large number of countries around the world. Devising an index of this kind is a complex task, both conceptually and methodologically, as the literature does not provide clear guidance, much less consensus, as to the relative importance of the many different elements that make up freedom or as to proper ways of measuring them. Reasonable people can disagree

as to the difficult but considered decisions we've made in terms of the structure and relative importance of the measures we've chosen. We invite them to use the data presented here to propose alternative weighting or structural approaches that seem more sensible to them. Because of the challenges in putting together a broad measure of human freedom, this work in progress is certainly not the last word on the extent of freedom in countries around the world. But we do think this index is quite reasonable and hope it will be useful in exploring and demonstrating the value of individual liberty and the ways in which it correlates with other aspects of various societies.

Even if this study confirms some of what we expected to observe, it is worth echoing Milton Friedman when he referred to the creation of the economic freedom index: "What we have done is to acquire a set of data that can be used to explore just how the relation works, and what are the essential connections,

and that will enable skeptics to test their views objectively.”²¹


Indeed, the Economic Freedom of the World index has served just that purpose and more, producing an abundant literature on the link between economic freedom and phenomena as diverse as foreign aid, armed conflict, and happiness. The Human Freedom Index has the potential to do as much and looks increasingly important at a time when the world’s leading market democracies struggle with economic problems and when hybrid forms of authoritarianism are being sold as viable alternatives to liberalism. Over time, this index could track not only specific gains and losses of freedom; it could also help to see

what links may exist between the assortment of freedoms and other variables. What are the relationships among personal freedom, economic freedom, and democracy at different levels of development? Are some types of freedom, economic or personal, more conducive to the spread and sustenance of other freedoms? What is the relationship between various measures of human well-being (including income) and changes in personal freedom? Under what conditions are increases or decreases in freedom likely to come about? Delving into those and innumerable other questions that the data may help us to answer will surely lead to a better understanding of the role of freedom in human progress.

COUNTRY PROFILES

ALBANIA

SOUTH EASTERN EUROPE

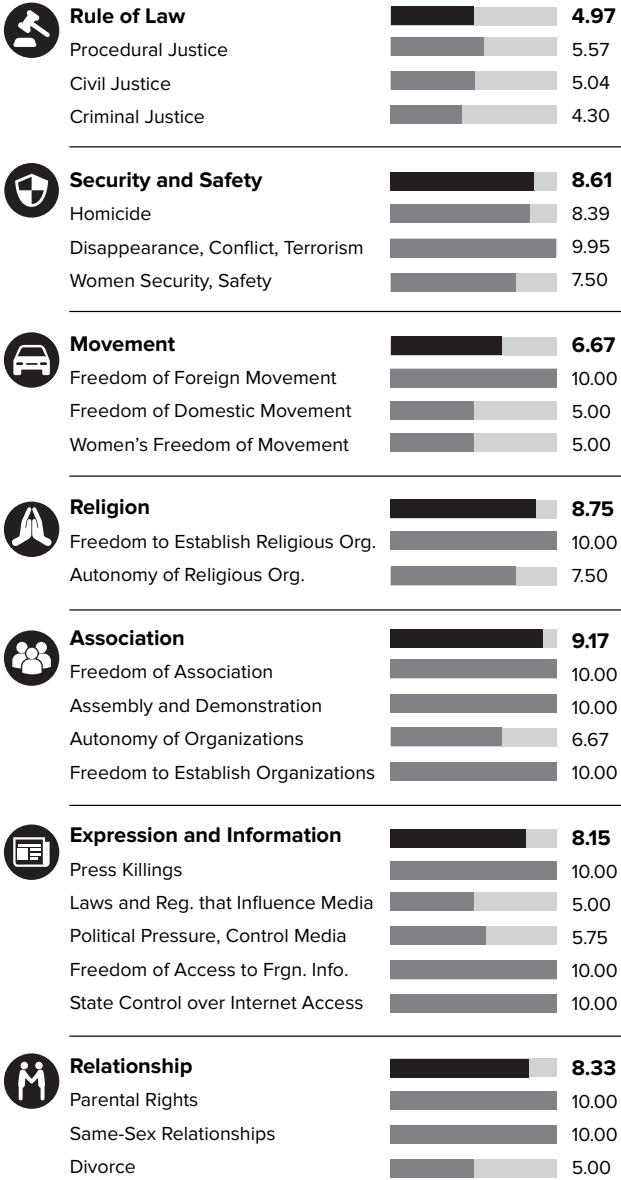


HUMAN FREEDOM

Ranking **50/159** | Score **7.45/10**

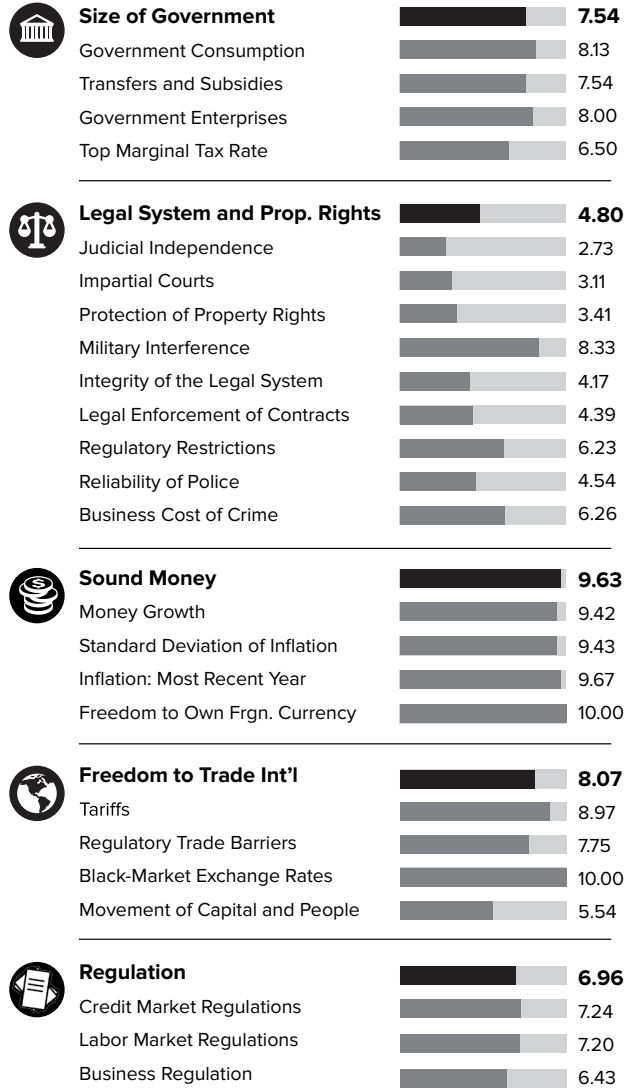
PERSONAL FREEDOM

Ranking **55/159** | Score **7.50/10**

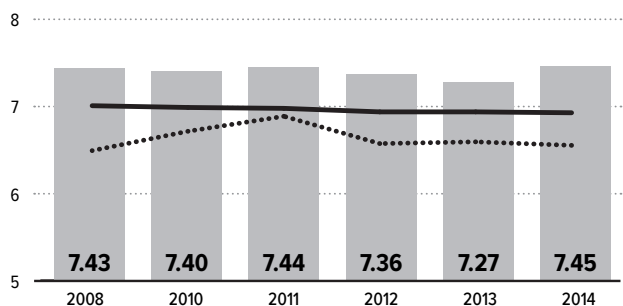


ECONOMIC FREEDOM

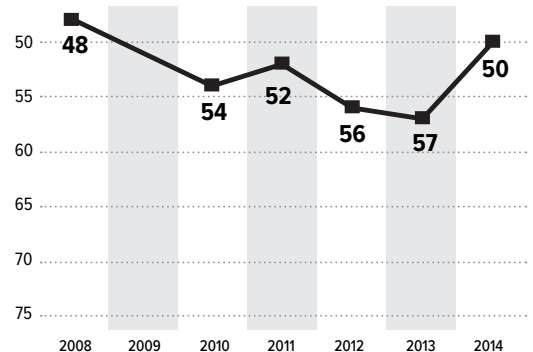
Ranking **42/159** | Score **7.40/10**



Human Freedom Score Over Time — World Avg. Regional Avg.



Human Freedom Ranking Over Time



ALGERIA

MIDDLE EAST & NORTH AFRICA

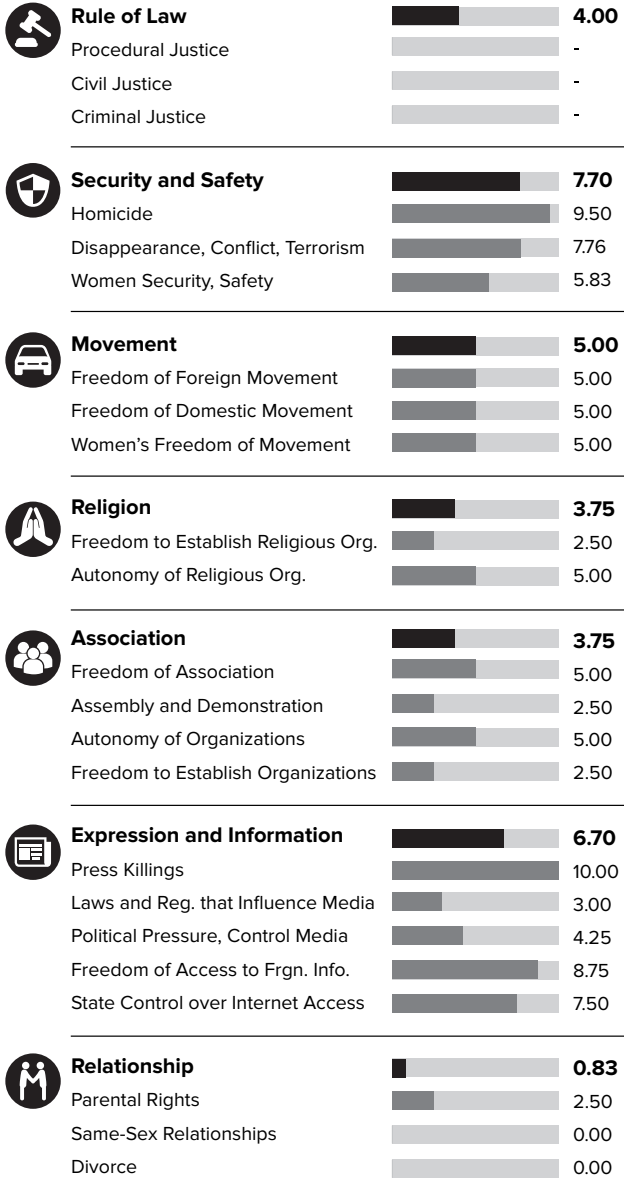


HUMAN FREEDOM

Ranking **152/159** | Score **5.04/10**

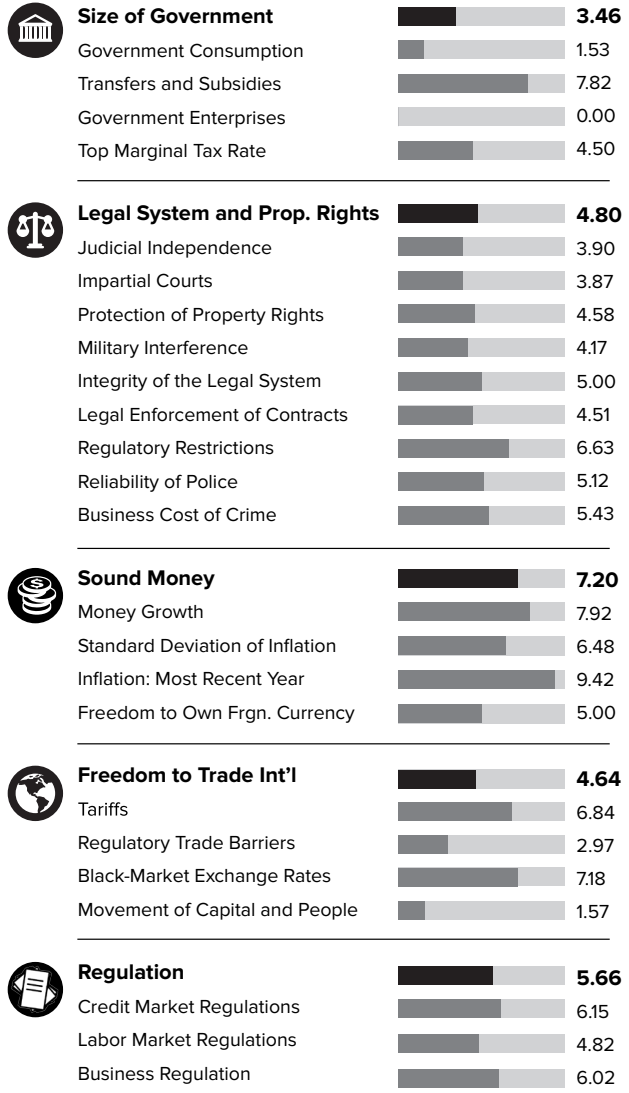
PERSONAL FREEDOM

Ranking **146/159** | Score **4.93/10**

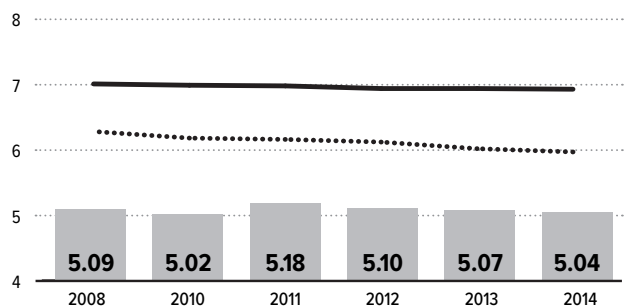


ECONOMIC FREEDOM

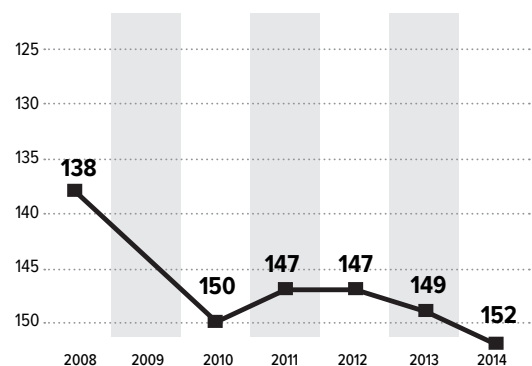
Ranking **151/159** | Score **5.15/10**



Human Freedom Score Over Time — World Avg. - - - Regional Avg.




Human Freedom Ranking Over Time



ANGOLA

SUB-SAHARAN AFRICA

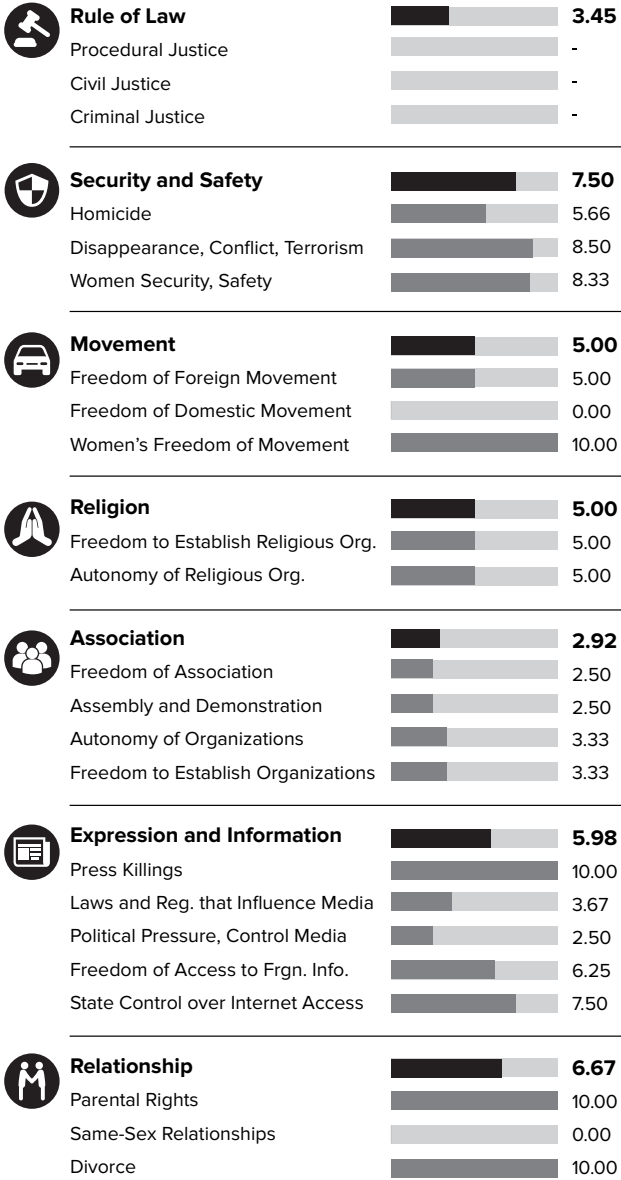


HUMAN FREEDOM

Ranking **150/159** | Score **5.19/10**

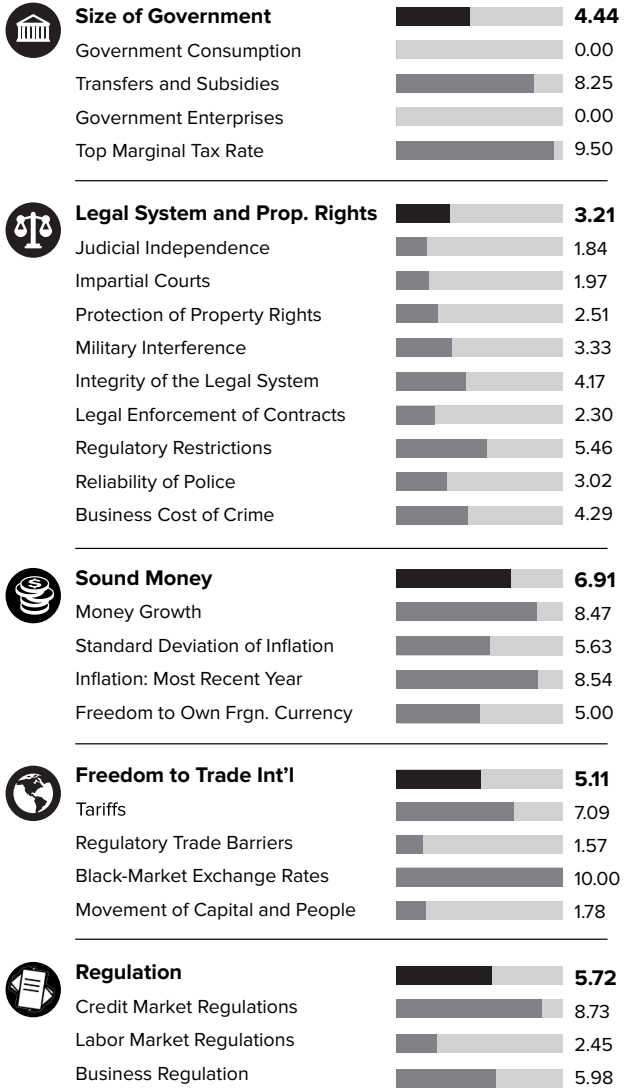
PERSONAL FREEDOM

Ranking **138/159** | Score **5.29/10**

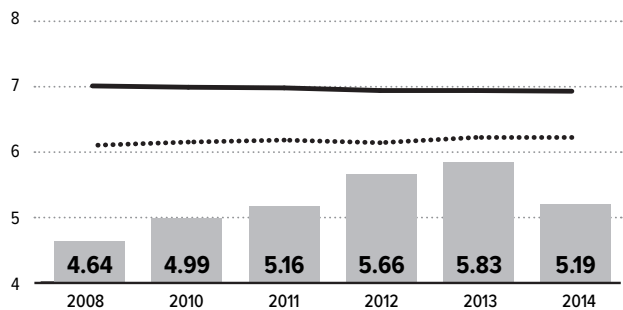


ECONOMIC FREEDOM

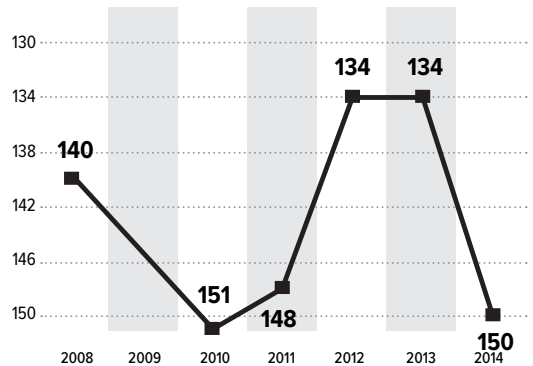
Ranking **154/159** | Score **5.08/10**



Human Freedom Score Over Time — World Avg. Regional Avg.



Human Freedom Ranking Over Time



ARGENTINA

SOUTH AMERICA

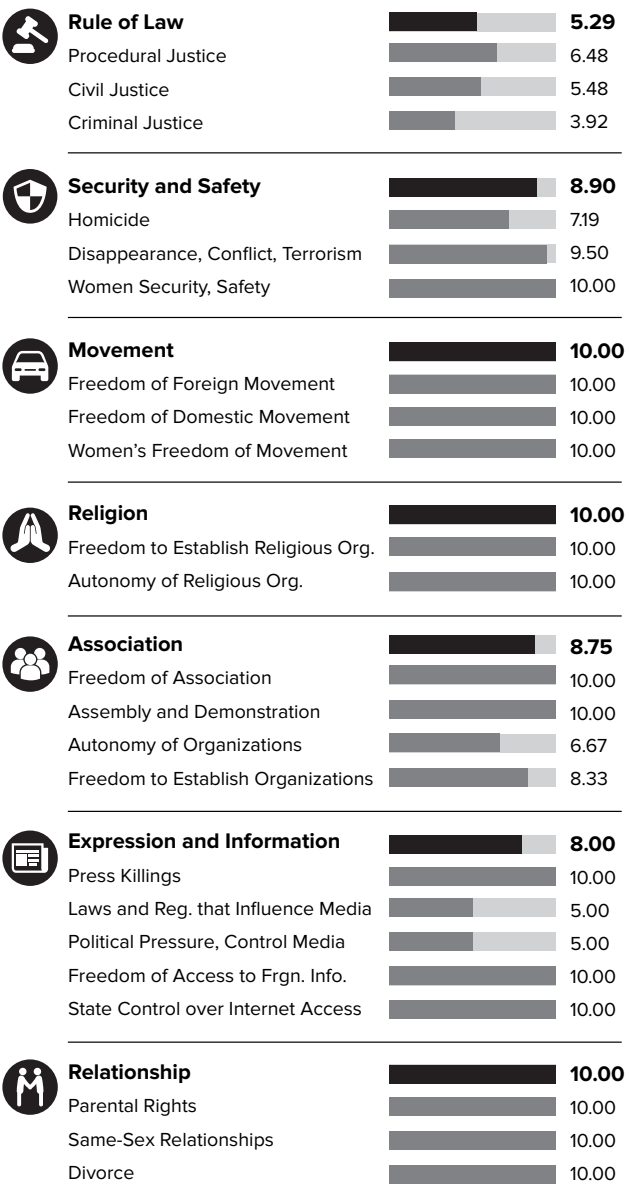


HUMAN FREEDOM

Ranking **103/159** | Score **6.52/10**


PERSONAL FREEDOM

Ranking **43/159** | Score **8.22/10**

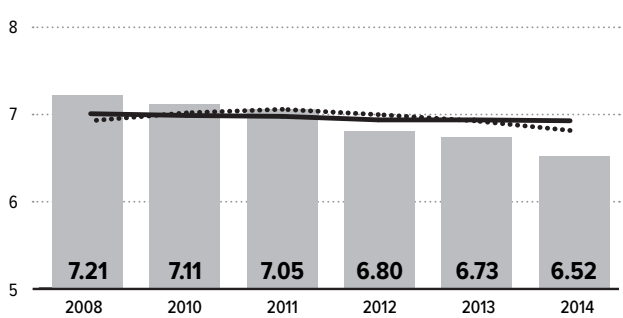


ECONOMIC FREEDOM

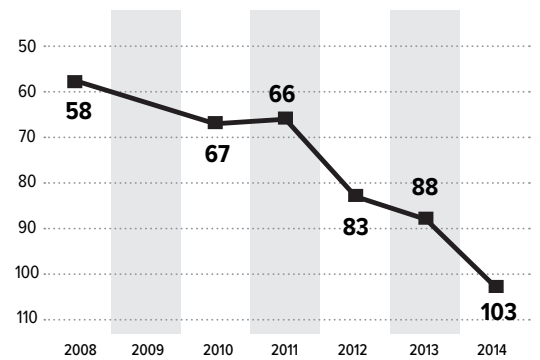
Ranking **156/159** | Score **4.81/10**



Human Freedom Score Over Time — World Avg. Regional Avg.




Human Freedom Ranking Over Time



ARMENIA

CAUCASUS

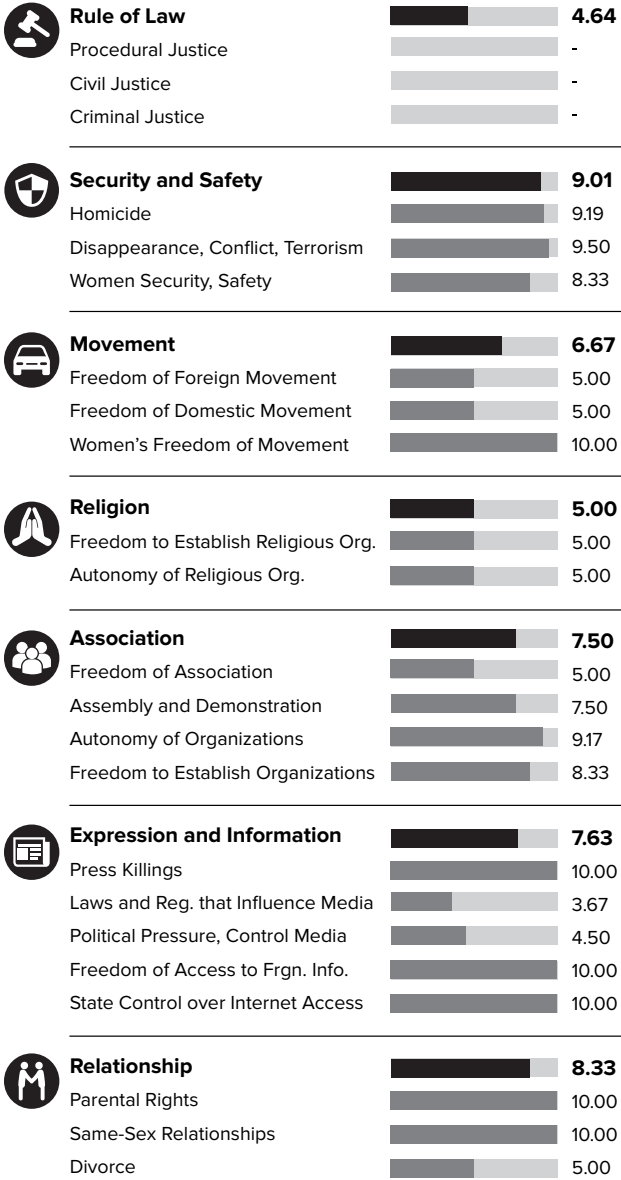


HUMAN FREEDOM

Ranking **55/159** | Score **7.32/10**

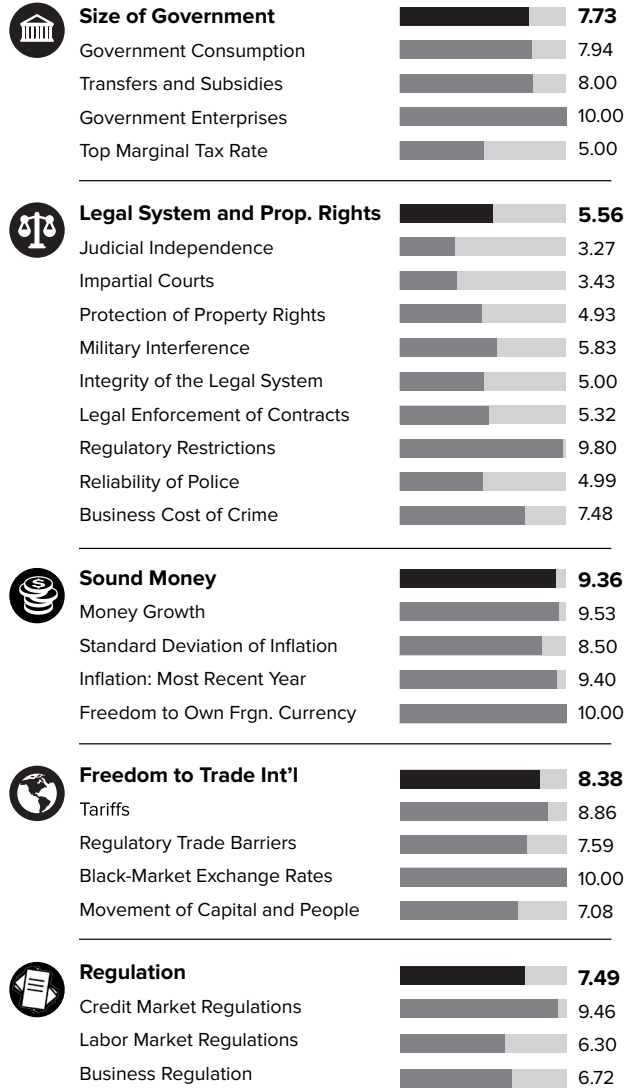
PERSONAL FREEDOM

Ranking **81/159** | Score **6.92/10**

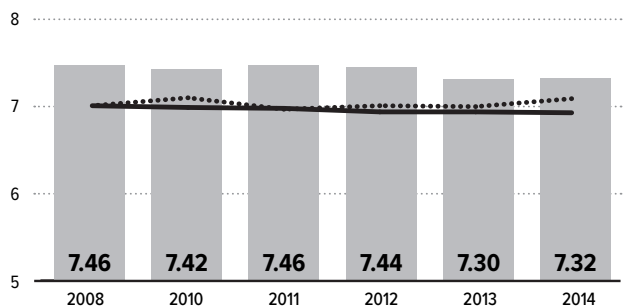


ECONOMIC FREEDOM

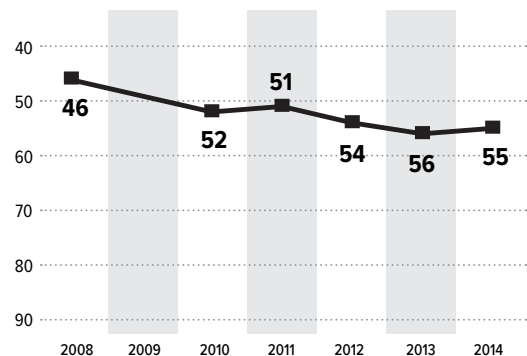
Ranking **18/159** | Score **7.71/10**



Human Freedom Score Over Time — World Avg. Regional Avg.



Human Freedom Ranking Over Time



AUSTRALIA

AUSTRALIA & OCEANIA

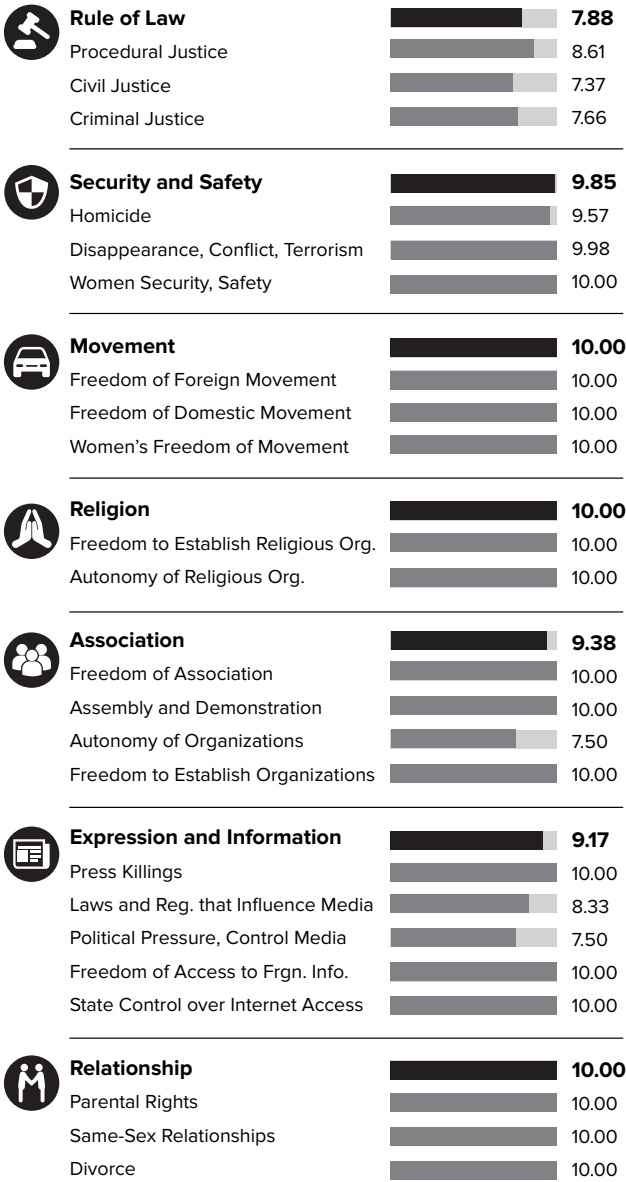


HUMAN FREEDOM

Ranking **6/159** | Score **8.61/10**


PERSONAL FREEDOM

Ranking **12/159** | Score **9.29/10**

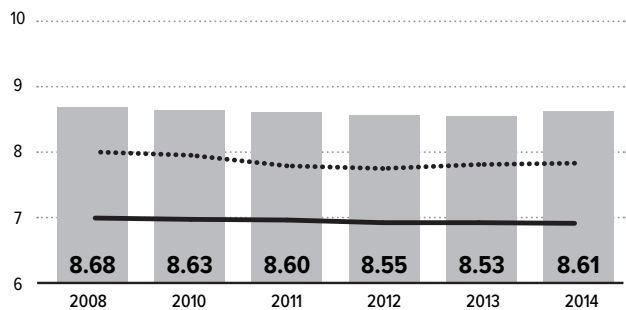


ECONOMIC FREEDOM

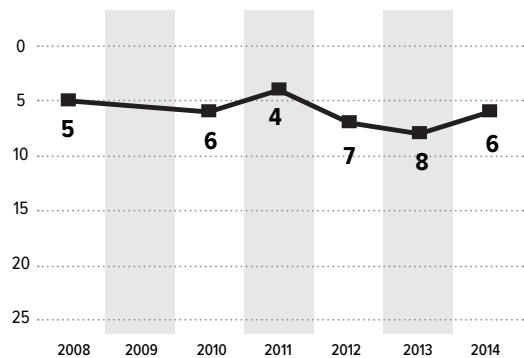
Ranking **10/159** | Score **7.93/10**



Human Freedom Score Over Time — World Avg. Regional Avg.




Human Freedom Ranking Over Time



AUSTRIA

WESTERN EUROPE

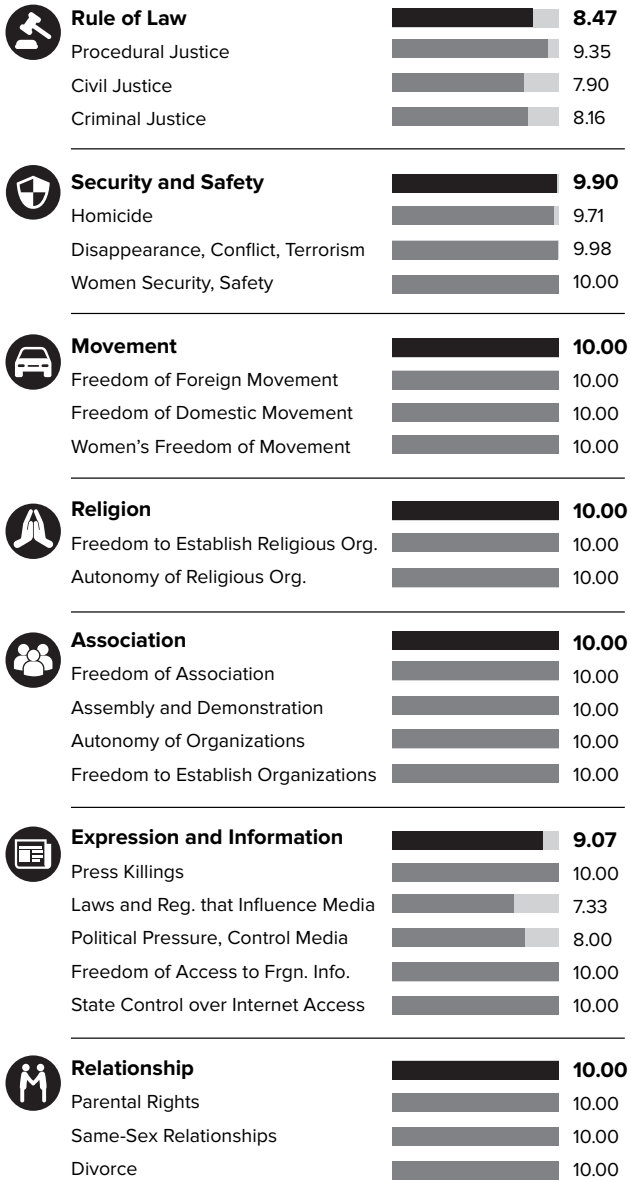


HUMAN FREEDOM

Ranking **11/159** | Score **8.53/10**


PERSONAL FREEDOM

Ranking **2/159** | Score **9.50/10**

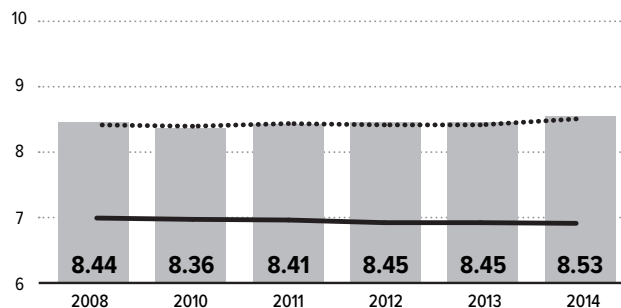


ECONOMIC FREEDOM

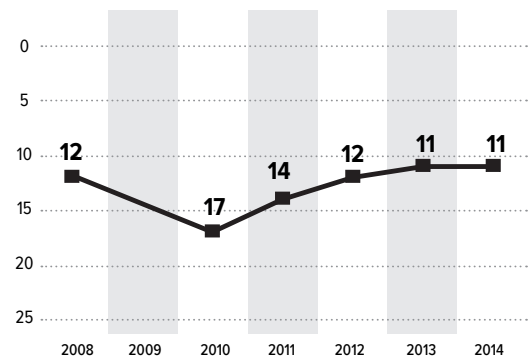
Ranking **28/159** | Score **7.56/10**



Human Freedom Score Over Time — World Avg. --- Regional Avg.



Human Freedom Ranking Over Time



AZERBAIJAN

CAUCASUS

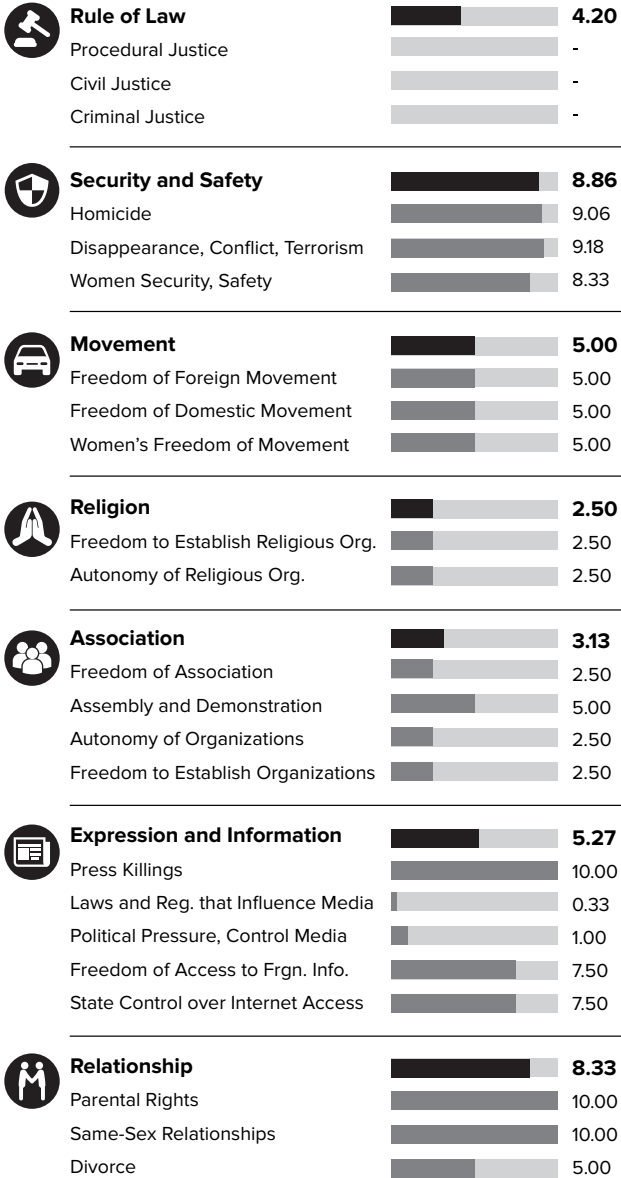


HUMAN FREEDOM

Ranking **128/159** | Score **6.12/10**

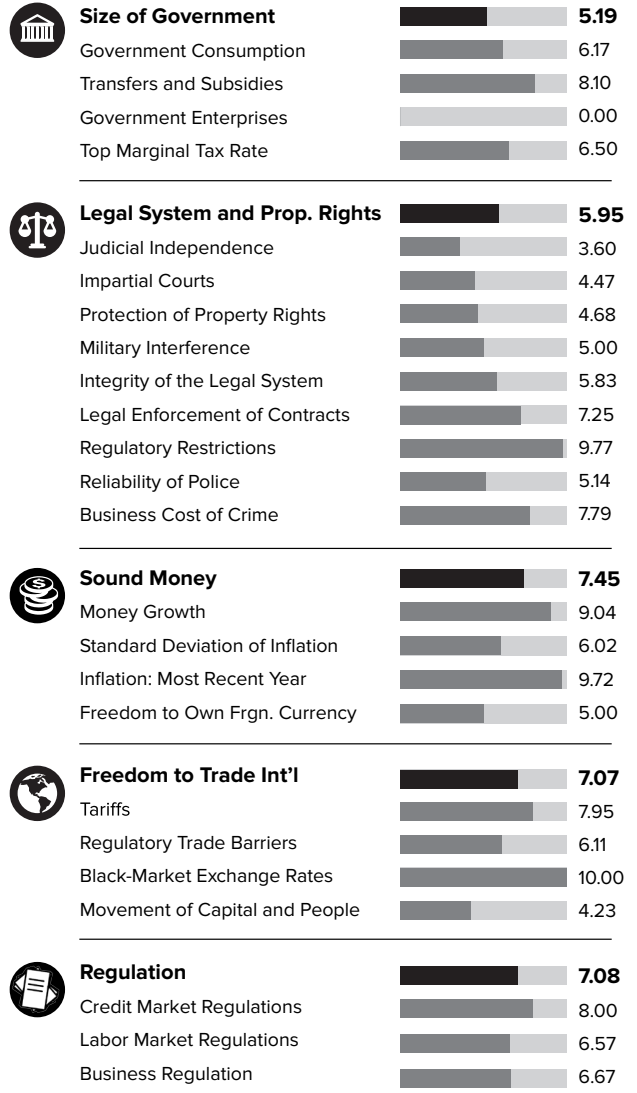
PERSONAL FREEDOM

Ranking **129/159** | Score **5.69/10**

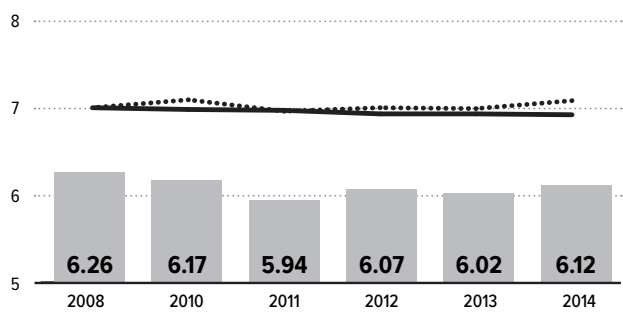


ECONOMIC FREEDOM

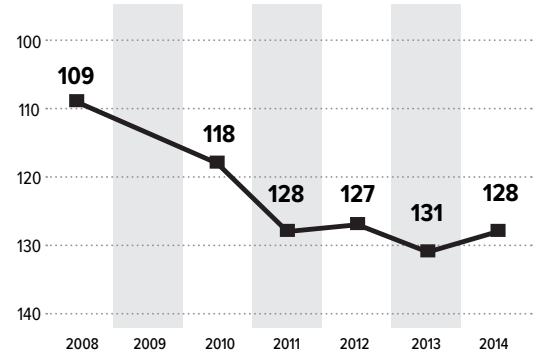
Ranking **107/159** | Score **6.55/10**



Human Freedom Score Over Time — World Avg. Regional Avg.



Human Freedom Ranking Over Time



BAHAMAS

CENTRAL AMERICA, MEXICO & THE CARIBBEAN








































HUMAN FREEDOM

Ranking **48/159** | Score **7.47/10**



































PERSONAL FREEDOM

Ranking **53/159** | Score **7.56/10**

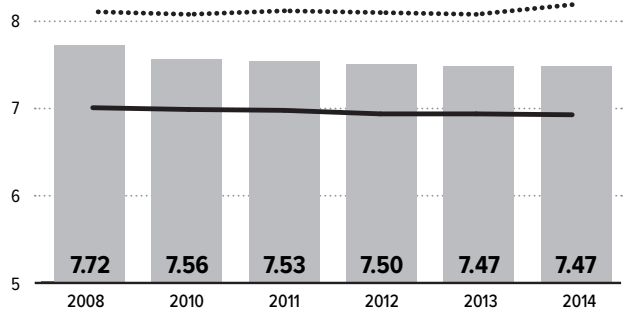
	Rule of Law		6.11
	Procedural Justice		-
	Civil Justice		-
	Criminal Justice		-
	Security and Safety		5.00
	Homicide		0.00
	Disappearance, Conflict, Terrorism		10.00
	Women Security, Safety		-
	Movement		10.00
	Freedom of Foreign Movement		10.00
	Freedom of Domestic Movement		10.00
	Women's Freedom of Movement		-
	Religion		-
	Freedom to Establish Religious Org.		-
	Autonomy of Religious Org.		-
	Association		-
	Freedom of Association		-
	Assembly and Demonstration		-
	Autonomy of Organizations		-
	Freedom to Establish Organizations		-
	Expression and Information		8.69
	Press Killings		10.00
	Laws and Reg. that Influence Media		8.33
	Political Pressure, Control Media		7.75
	Freedom of Access to Frgn. Info.		-
	State Control over Internet Access		-
	Relationship		10.00
	Parental Rights		-
	Same-Sex Relationships		10.00
	Divorce		-

ECONOMIC FREEDOM

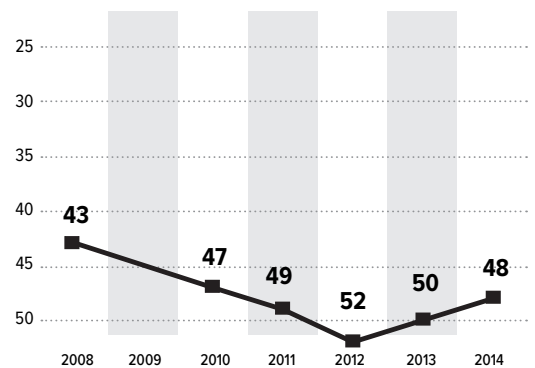
Ranking **49/159** | Score **7.38/10**

	Size of Government		8.11
	Government Consumption		6.51
	Transfers and Subsidies		8.91
	Government Enterprises		7.00
	Top Marginal Tax Rate		10.00
	Legal System and Prop. Rights		6.67
	Judicial Independence		-
	Impartial Courts		6.69
	Protection of Property Rights		-
	Military Interference		10.00
	Integrity of the Legal System		7.50
	Legal Enforcement of Contracts		5.49
	Regulatory Restrictions		3.68
	Reliability of Police		-
	Business Cost of Crime		-
	Sound Money		6.89
	Money Growth		8.47
	Standard Deviation of Inflation		9.41
	Inflation: Most Recent Year		9.70
	Freedom to Own Frgn. Currency		0.00
	Freedom to Trade Int'l		6.66
	Tariffs		3.34
	Regulatory Trade Barriers		8.11
	Black-Market Exchange Rates		10.00
	Movement of Capital and People		5.21
	Regulation		8.58
	Credit Market Regulations		8.62
	Labor Market Regulations		8.36
	Business Regulation		8.77

Human Freedom Score Over Time — World Avg. Regional Avg.



Human Freedom Ranking Over Time



BAHRAIN

MIDDLE EAST & NORTH AFRICA



HUMAN FREEDOM

Ranking **88/159** | Score **6.75/10**

PERSONAL FREEDOM

Ranking **122/159** | Score **5.91/10**

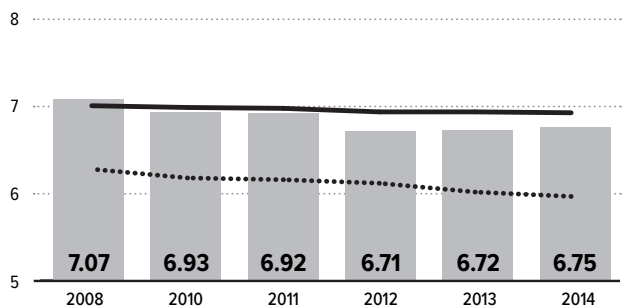
	Rule of Law		5.82
	Procedural Justice		-
	Civil Justice		-
	Criminal Justice		-
	Security and Safety		6.84
	Homicide		9.78
	Disappearance, Conflict, Terrorism		4.91
	Women Security, Safety		5.83
	Movement		6.67
	Freedom of Foreign Movement		5.00
	Freedom of Domestic Movement		10.00
	Women's Freedom of Movement		5.00
	Religion		7.50
	Freedom to Establish Religious Org.		7.50
	Autonomy of Religious Org.		7.50
	Association		5.42
	Freedom of Association		5.00
	Assembly and Demonstration		2.50
	Autonomy of Organizations		6.67
	Freedom to Establish Organizations		7.50
	Expression and Information		4.53
	Press Killings		10.00
	Laws and Reg. that Influence Media		0.67
	Political Pressure, Control Media		0.75
	Freedom of Access to Frgn. Info.		8.75
	State Control over Internet Access		2.50
	Relationship		3.33
	Parental Rights		0.00
	Same-Sex Relationships		10.00
	Divorce		0.00

ECONOMIC FREEDOM

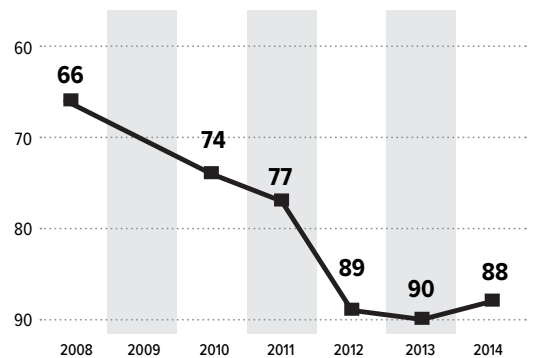
Ranking **26/159** | Score **7.60/10**

	Size of Government		6.73
	Government Consumption		3.64
	Transfers and Subsidies		9.30
	Government Enterprises		4.00
	Top Marginal Tax Rate		10.00
	Legal System and Prop. Rights		6.52
	Judicial Independence		6.24
	Impartial Courts		5.71
	Protection of Property Rights		7.24
	Military Interference		5.00
	Integrity of the Legal System		7.50
	Legal Enforcement of Contracts		4.79
	Regulatory Restrictions		8.86
	Reliability of Police		6.73
	Business Cost of Crime		6.63
	Sound Money		9.12
	Money Growth		9.67
	Standard Deviation of Inflation		7.34
	Inflation: Most Recent Year		9.47
	Freedom to Own Frgn. Currency		10.00
	Freedom to Trade Int'l		7.56
	Tariffs		8.67
	Regulatory Trade Barriers		6.65
	Black-Market Exchange Rates		10.00
	Movement of Capital and People		4.93
	Regulation		8.04
	Credit Market Regulations		8.98
	Labor Market Regulations		8.09
	Business Regulation		7.06

Human Freedom Score Over Time — World Avg. Regional Avg.



Human Freedom Ranking Over Time



BANGLADESH

SOUTH ASIA

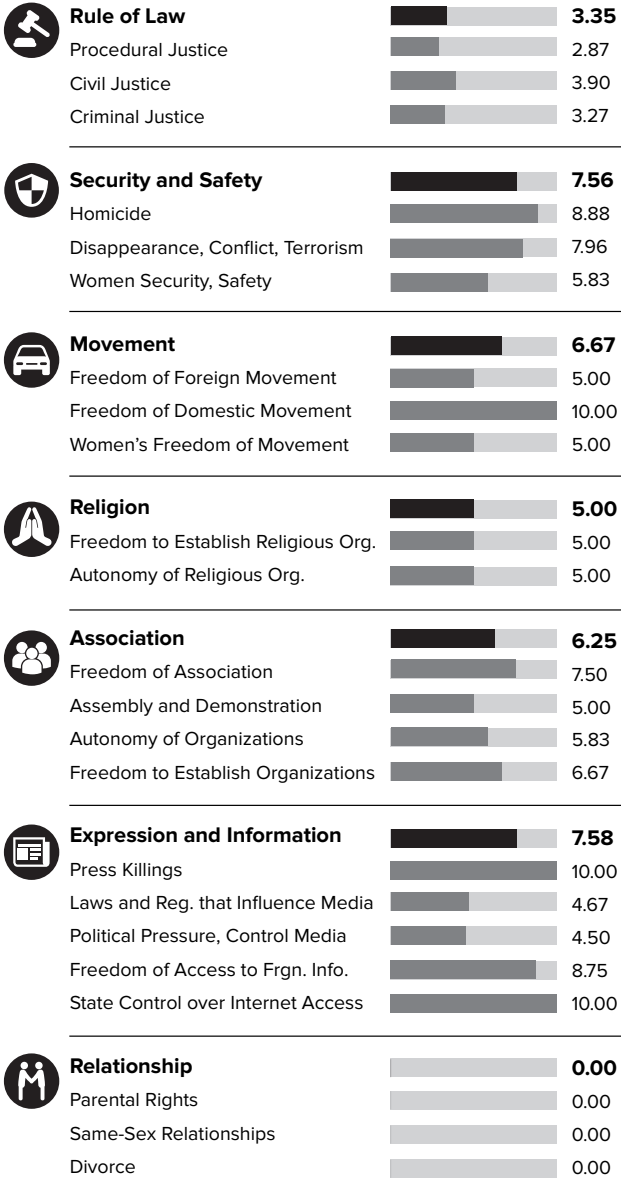


HUMAN FREEDOM

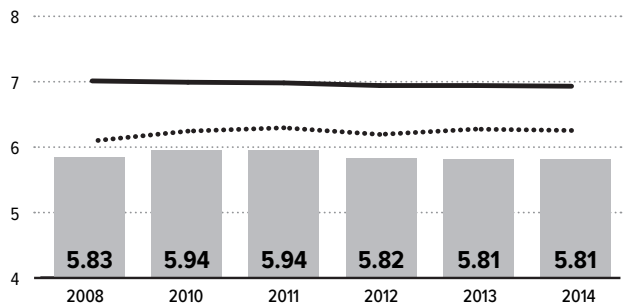
Ranking **137/159** | Score **5.81/10**

PERSONAL FREEDOM

Ranking **140/159** | Score **5.28/10**

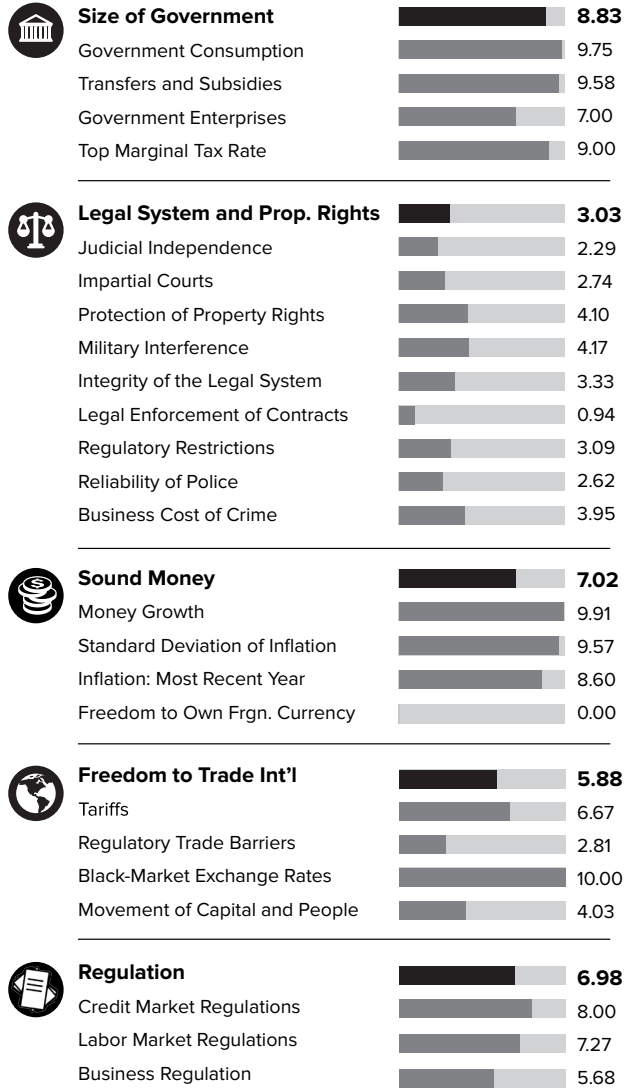


Human Freedom Score Over Time — World Avg. Regional Avg.

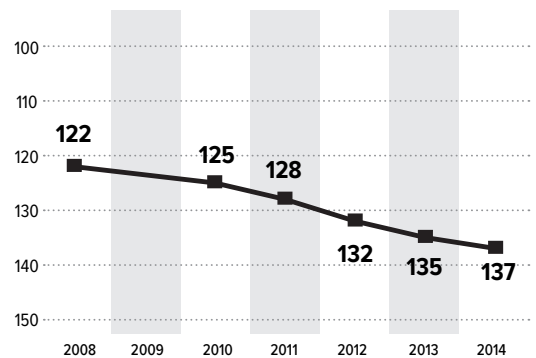


ECONOMIC FREEDOM

Ranking **121/159** | Score **6.35/10**



Human Freedom Ranking Over Time



BARBADOS

CENTRAL AMERICA, MEXICO & THE CARIBBEAN



HUMAN FREEDOM

Ranking **85/159** | Score **6.78/10**

PERSONAL FREEDOM

Ranking **81/159** | Score **6.92/10**

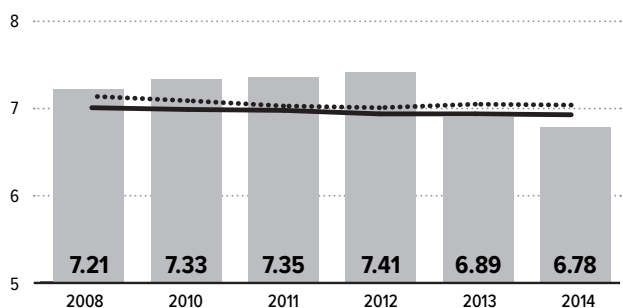
	Rule of Law	6.75
	Procedural Justice	-
	Civil Justice	-
	Criminal Justice	-
	Security and Safety	8.31
	Homicide	6.62
	Disappearance, Conflict, Terrorism	10.00
	Women Security, Safety	-
	Movement	10.00
	Freedom of Foreign Movement	10.00
	Freedom of Domestic Movement	10.00
	Women's Freedom of Movement	-
	Religion	-
	Freedom to Establish Religious Org.	-
	Autonomy of Religious Org.	-
	Association	-
	Freedom of Association	-
	Assembly and Demonstration	-
	Autonomy of Organizations	-
	Freedom to Establish Organizations	-
	Expression and Information	8.92
	Press Killings	10.00
	Laws and Reg. that Influence Media	9.00
	Political Pressure, Control Media	7.75
	Freedom of Access to Frgn. Info.	-
	State Control over Internet Access	-
	Relationship	0.00
	Parental Rights	-
	Same-Sex Relationships	0.00
	Divorce	-

ECONOMIC FREEDOM

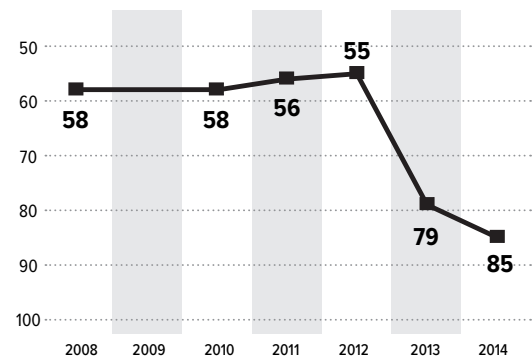
Ranking **104/159** | Score **6.65/10**

	Size of Government	6.22
	Government Consumption	5.64
	Transfers and Subsidies	6.23
	Government Enterprises	7.00
	Top Marginal Tax Rate	6.00
	Legal System and Prop. Rights	6.46
	Judicial Independence	7.12
	Impartial Courts	5.25
	Protection of Property Rights	6.69
	Military Interference	9.89
	Integrity of the Legal System	-
	Legal Enforcement of Contracts	3.80
	Regulatory Restrictions	5.93
	Reliability of Police	7.72
	Business Cost of Crime	5.25
	Sound Money	7.17
	Money Growth	9.91
	Standard Deviation of Inflation	9.15
	Inflation: Most Recent Year	9.62
	Freedom to Own Frgn. Currency	0.00
	Freedom to Trade Int'l	6.94
	Tariffs	7.28
	Regulatory Trade Barriers	5.85
	Black-Market Exchange Rates	10.00
	Movement of Capital and People	4.65
	Regulation	6.47
	Credit Market Regulations	6.00
	Labor Market Regulations	7.25
	Business Regulation	6.16

Human Freedom Score Over Time — World Avg. Regional Avg.




Human Freedom Ranking Over Time



BELGIUM

WESTERN EUROPE

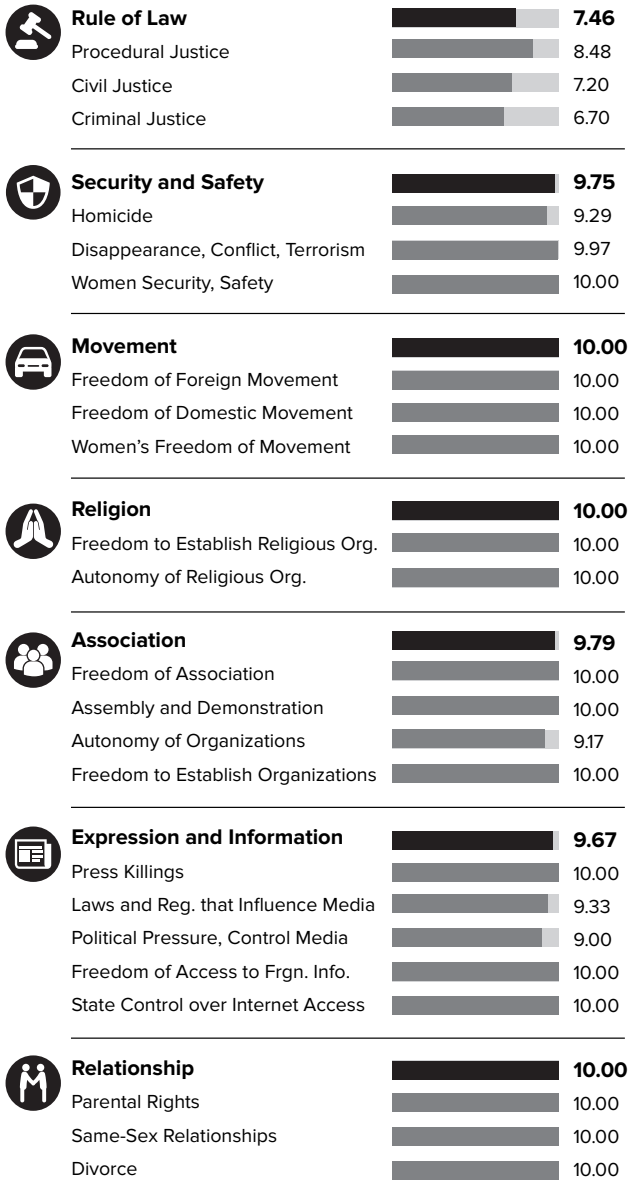


HUMAN FREEDOM

Ranking **17/159** | Score **8.38/10**


PERSONAL FREEDOM

Ranking **14/159** | Score **9.25/10**

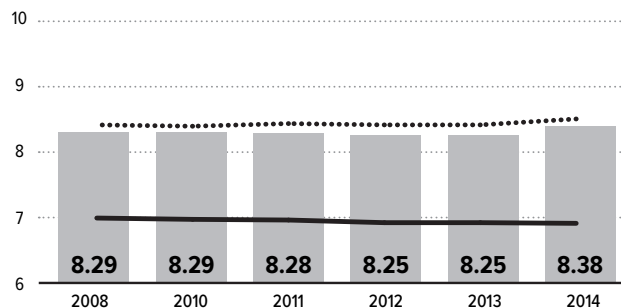


ECONOMIC FREEDOM

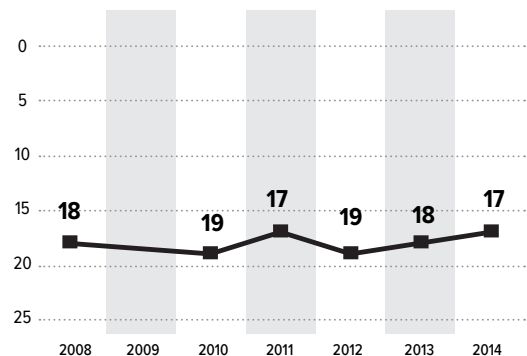
Ranking **32/159** | Score **7.51/10**



Human Freedom Score Over Time — World Avg. --- Regional Avg.



Human Freedom Ranking Over Time



BELIZE

CENTRAL AMERICA, MEXICO & THE CARIBBEAN

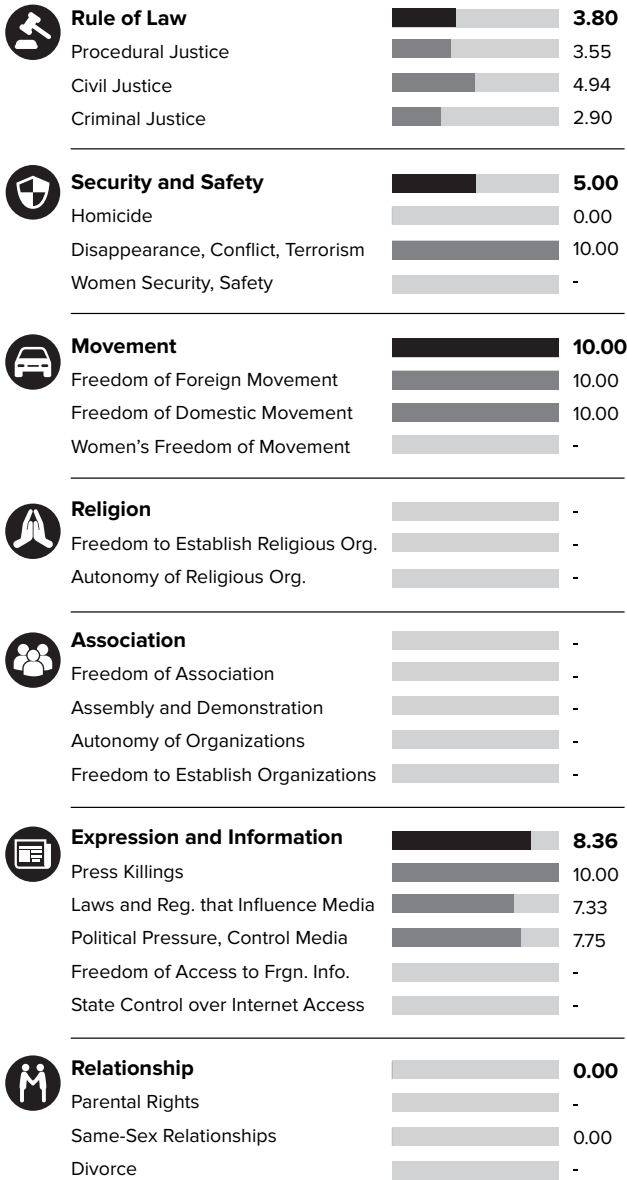


HUMAN FREEDOM

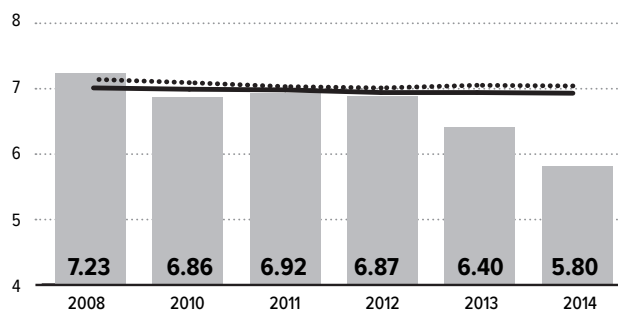
Ranking **138/159** | Score **5.80/10**

PERSONAL FREEDOM

Ranking **141/159** | Score **5.26/10**

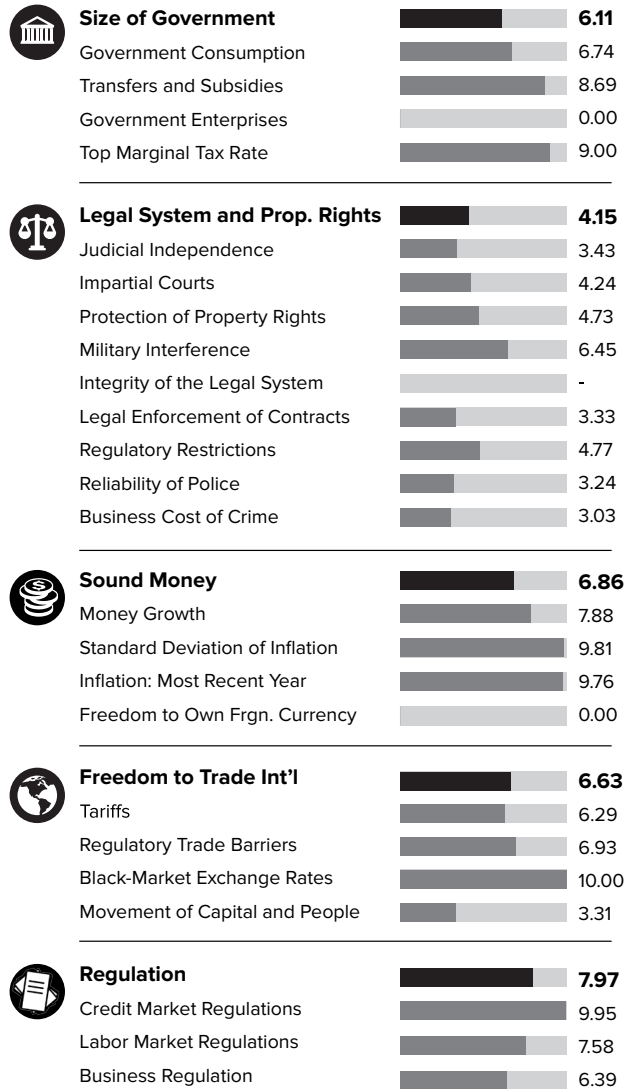


Human Freedom Score Over Time — World Avg. --- Regional Avg.

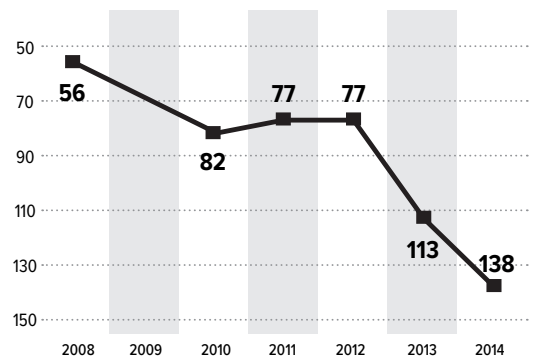


ECONOMIC FREEDOM

Ranking **122/159** | Score **6.34/10**




Human Freedom Ranking Over Time



BENIN

SUB-SAHARAN AFRICA

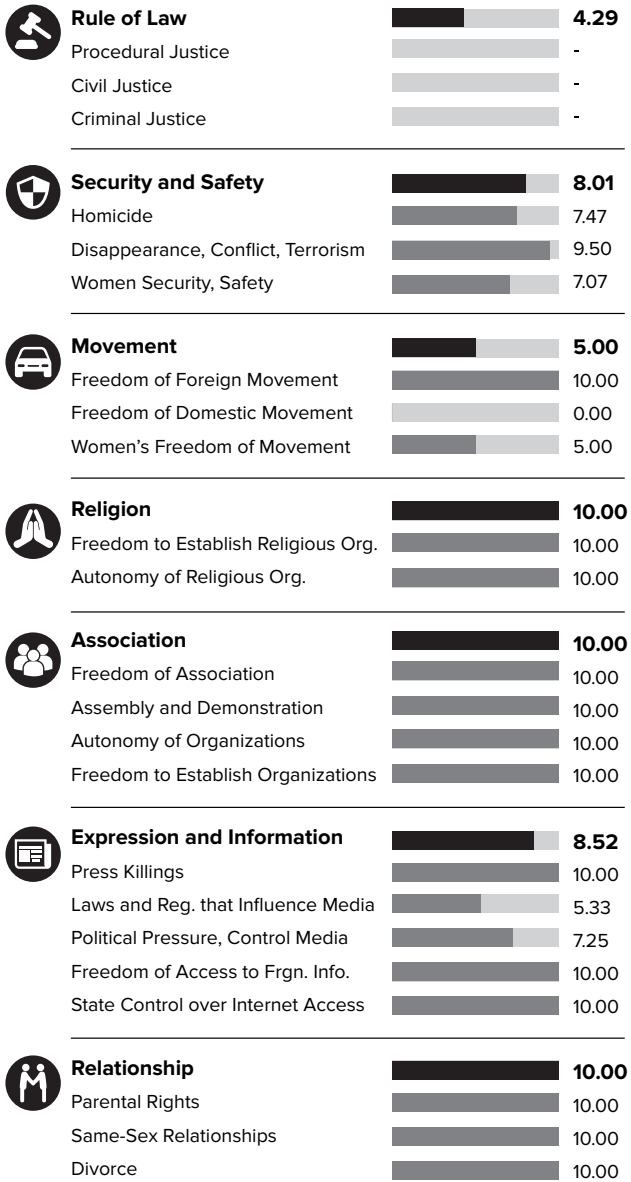


HUMAN FREEDOM

Ranking **79/159** | Score **6.82/10**


PERSONAL FREEDOM

Ranking **57/159** | Score **7.43/10**

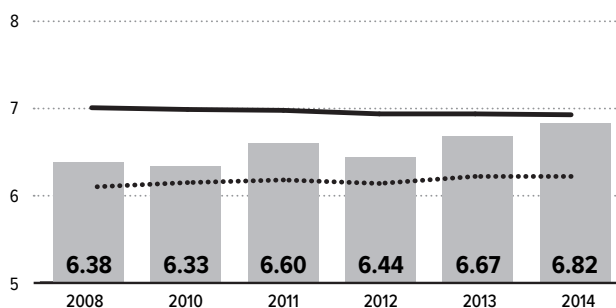


ECONOMIC FREEDOM

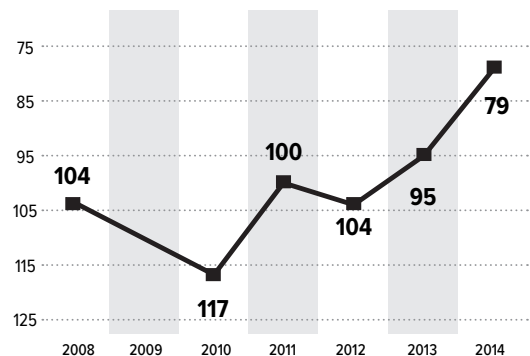
Ranking **126/159** | Score **6.22/10**



Human Freedom Score Over Time — World Avg. - - - Regional Avg.




Human Freedom Ranking Over Time



BHUTAN

SOUTH ASIA

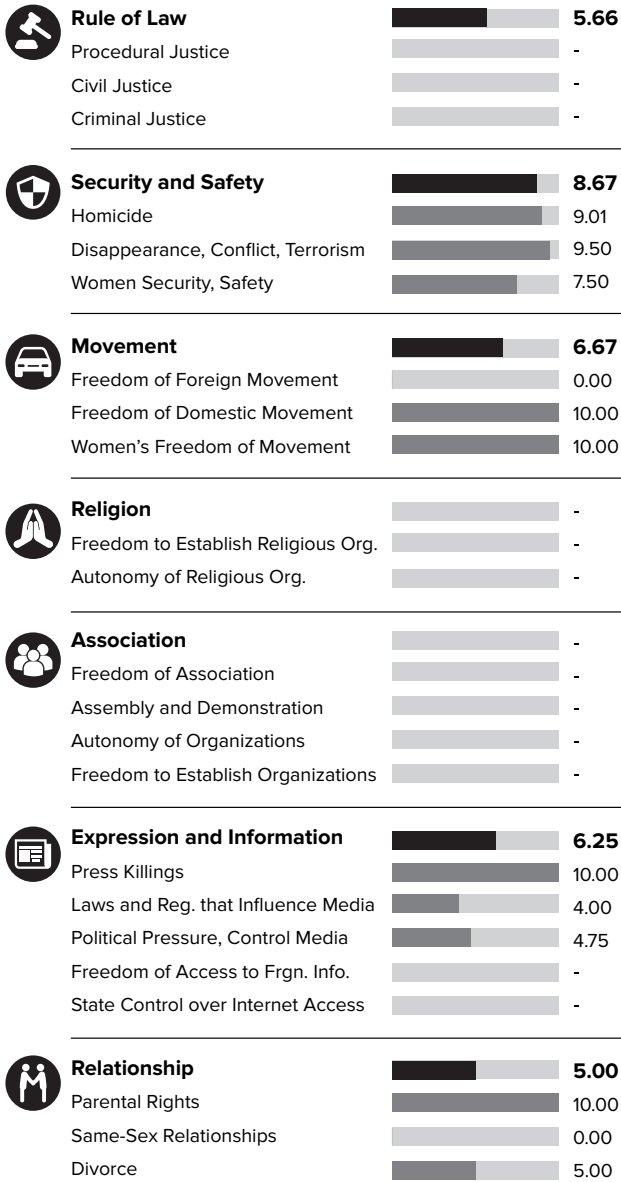


HUMAN FREEDOM

Ranking **79/159** | Score **6.82/10**


PERSONAL FREEDOM

Ranking **94/159** | Score **6.57/10**

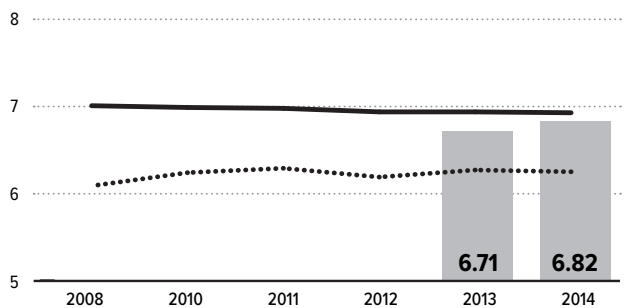


ECONOMIC FREEDOM

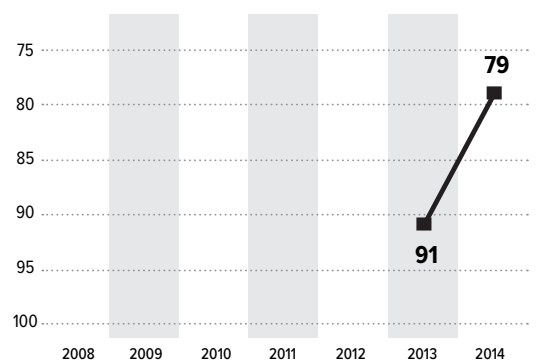
Ranking **75/159** | Score **7.07/10**



Human Freedom Score Over Time — World Avg. - - - Regional Avg.




Human Freedom Ranking Over Time



BOLIVIA

SOUTH AMERICA

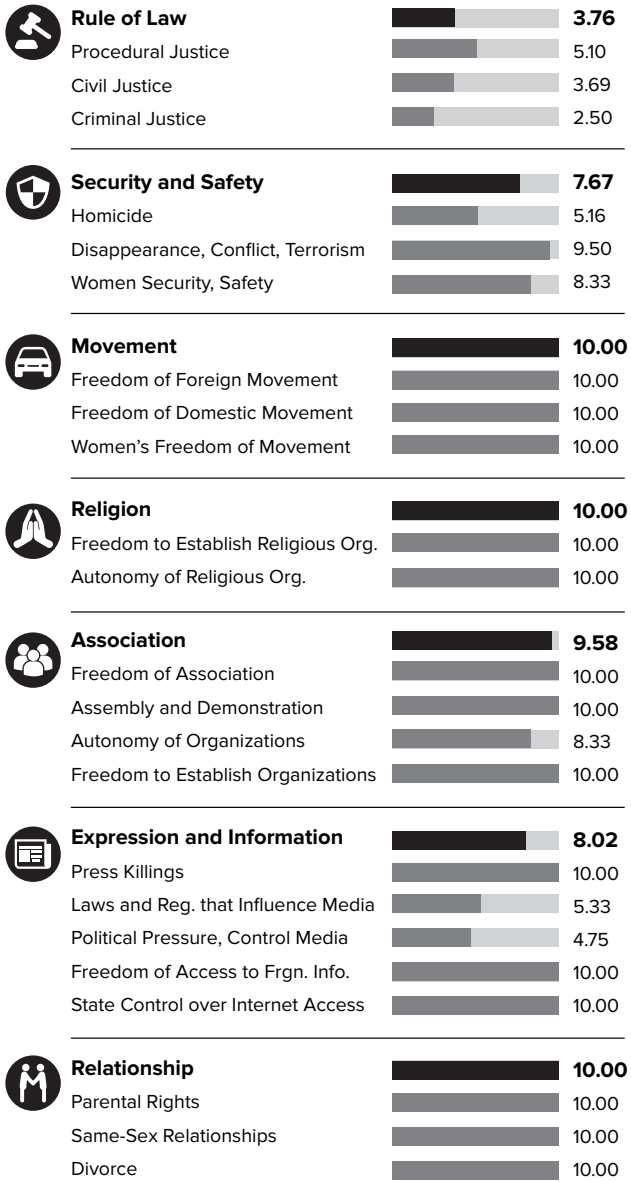


HUMAN FREEDOM

Ranking **71/159** | Score **6.98/10**


PERSONAL FREEDOM

Ranking **52/159** | Score **7.62/10**

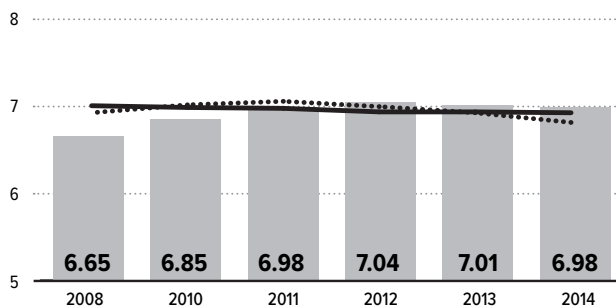


ECONOMIC FREEDOM

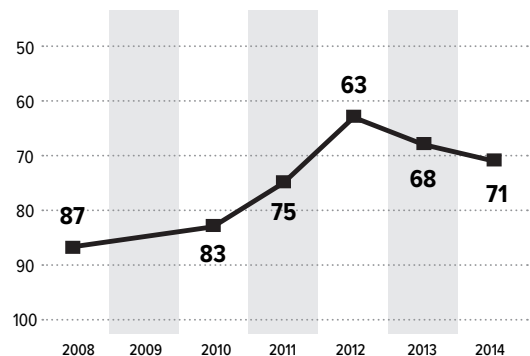
Ranking **122/159** | Score **6.34/10**



Human Freedom Score Over Time — World Avg. --- Regional Avg.




Human Freedom Ranking Over Time



BOSNIA AND HERZEGOVINA

SOUTH EASTERN EUROPE

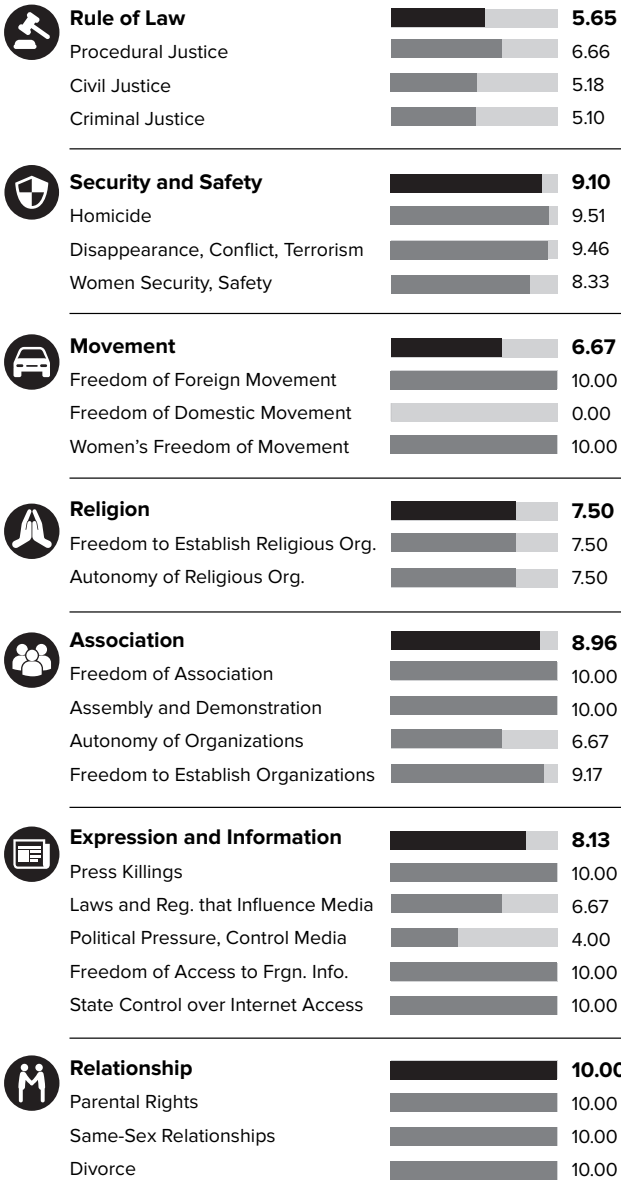


HUMAN FREEDOM

Ranking **54/159** | Score **7.33/10**

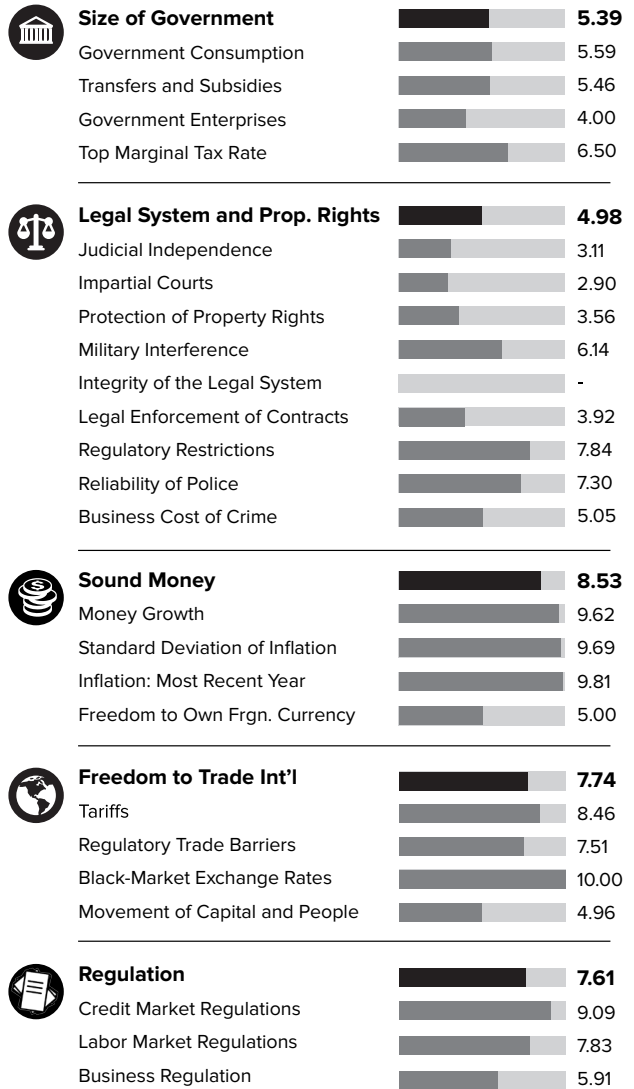
PERSONAL FREEDOM

Ranking **49/159** | Score **7.81/10**

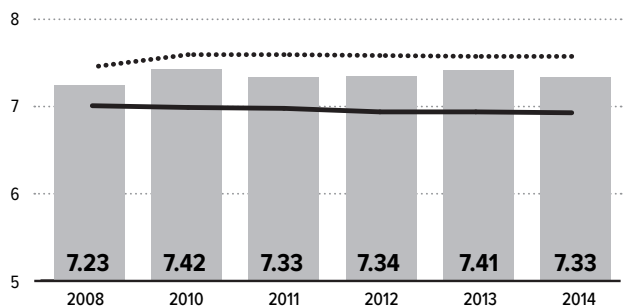


ECONOMIC FREEDOM

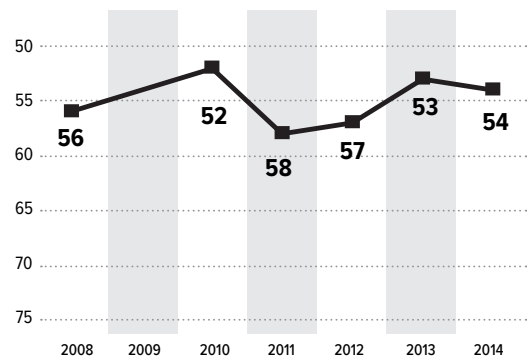
Ranking **91/159** | Score **6.85/10**



Human Freedom Score Over Time — World Avg. Regional Avg.



Human Freedom Ranking Over Time



BOTSWANA

SUB-SAHARAN AFRICA








































HUMAN FREEDOM

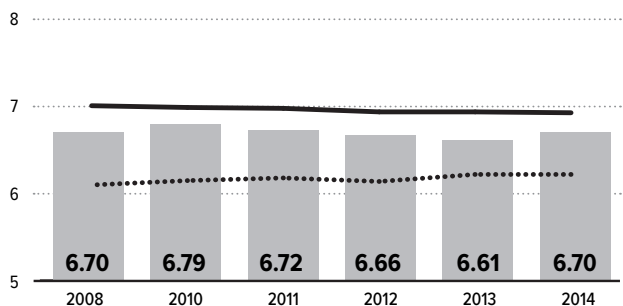
Ranking **93/159** | Score **6.70/10**

PERSONAL FREEDOM

Ranking **109/159** | Score **6.14/10**



































	Rule of Law		5.56
	Procedural Justice		4.49
	Civil Justice		6.10
	Criminal Justice		6.09
	Security and Safety		7.12
	Homicide		3.85
	Disappearance, Conflict, Terrorism		10.00
	Women Security, Safety		7.50
	Movement		6.67
	Freedom of Foreign Movement		10.00
	Freedom of Domestic Movement		5.00
	Women's Freedom of Movement		5.00
	Religion		6.25
	Freedom to Establish Religious Org.		5.00
	Autonomy of Religious Org.		7.50
	Association		6.46
	Freedom of Association		7.50
	Assembly and Demonstration		7.50
	Autonomy of Organizations		5.83
	Freedom to Establish Organizations		5.00
	Expression and Information		7.00
	Press Killings		10.00
	Laws and Reg. that Influence Media		6.00
	Political Pressure, Control Media		5.25
	Freedom of Access to Frgn. Info.		6.25
	State Control over Internet Access		7.50
	Relationship		3.33
	Parental Rights		5.00
	Same-Sex Relationships		0.00
	Divorce		5.00

Human Freedom Score Over Time — World Avg. Regional Avg.

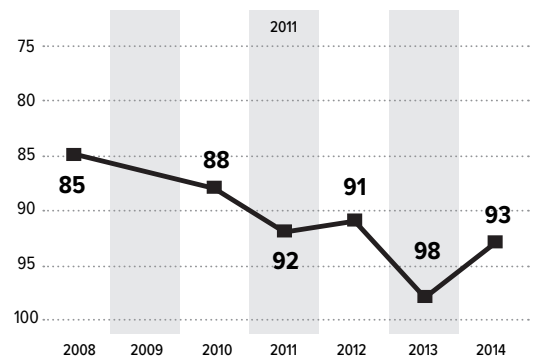


ECONOMIC FREEDOM

Ranking **59/159** | Score **7.27/10**


	Size of Government		6.11
	Government Consumption		4.28
	Transfers and Subsidies		7.16
	Government Enterprises		4.00
	Top Marginal Tax Rate		9.00
	Legal System and Prop. Rights		6.10
	Judicial Independence		6.39
	Impartial Courts		5.63
	Protection of Property Rights		6.49
	Military Interference		8.33
	Integrity of the Legal System		5.83
	Legal Enforcement of Contracts		3.34
	Regulatory Restrictions		8.10
	Reliability of Police		5.42
	Business Cost of Crime		5.33
	Sound Money		8.87
	Money Growth		9.20
	Standard Deviation of Inflation		7.17
	Inflation: Most Recent Year		9.12
	Freedom to Own Frgn. Currency		10.00
	Freedom to Trade Int'l		7.48
	Tariffs		5.22
	Regulatory Trade Barriers		7.86
	Black-Market Exchange Rates		10.00
	Movement of Capital and People		6.84
	Regulation		7.79
	Credit Market Regulations		9.33
	Labor Market Regulations		7.37
	Business Regulation		6.67

Human Freedom Ranking Over Time



BRAZIL

SOUTH AMERICA

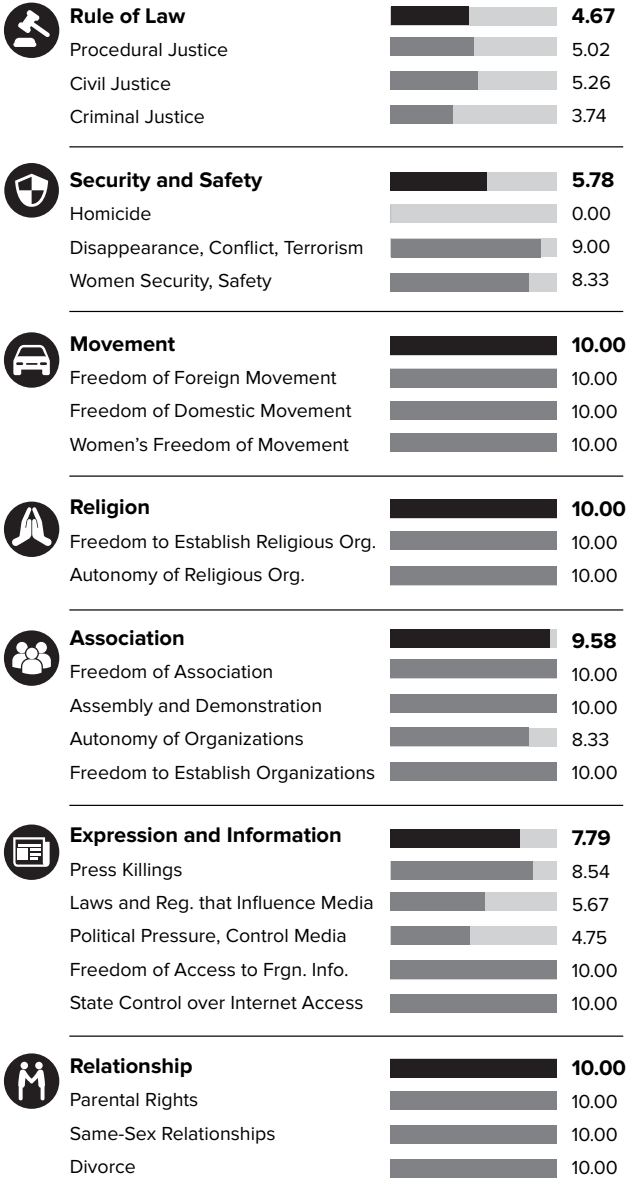


HUMAN FREEDOM

Ranking **82/159** | Score **6.81/10**

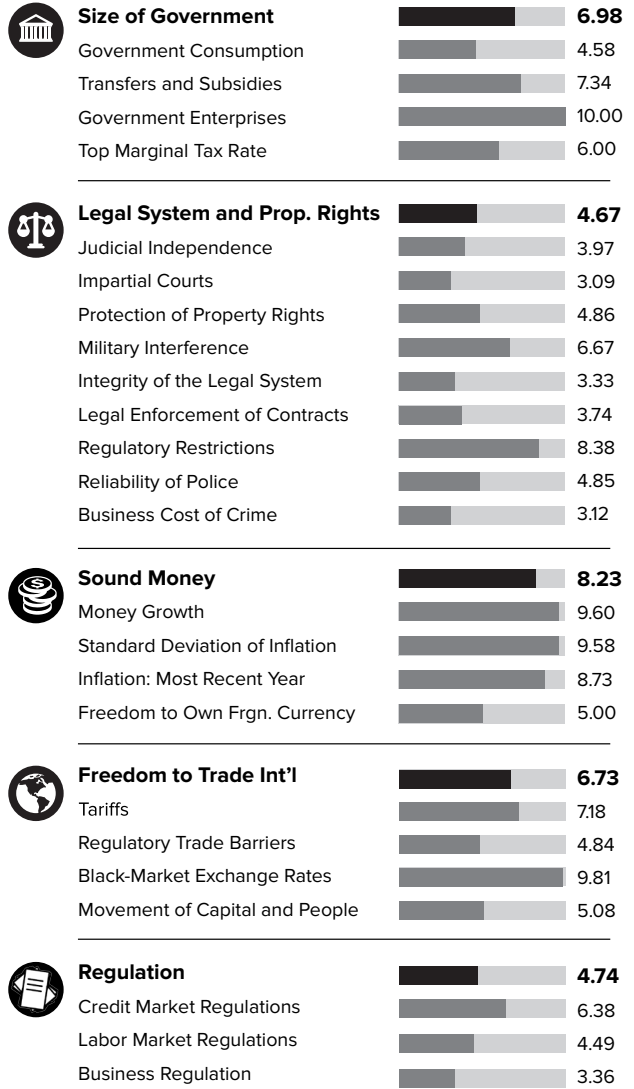
PERSONAL FREEDOM

Ranking **62/159** | Score **7.35/10**

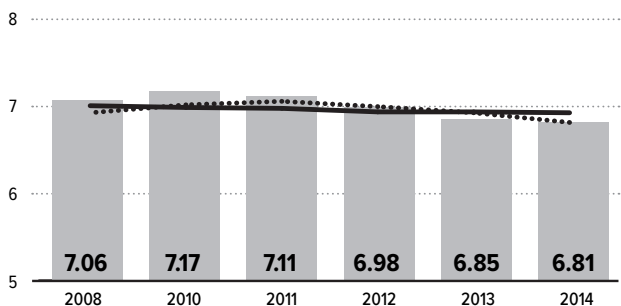


ECONOMIC FREEDOM

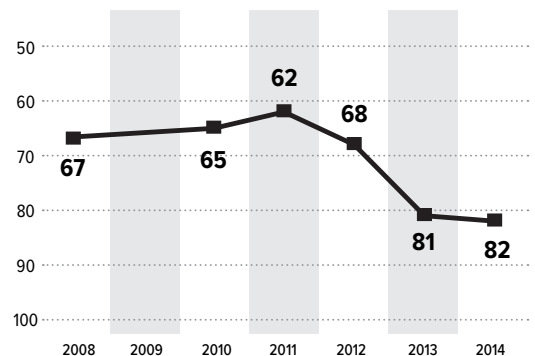
Ranking **124/159** | Score **6.27/10**



Human Freedom Score Over Time — World Avg. Regional Avg.



Human Freedom Ranking Over Time



BRUNEI

SOUTH EAST ASIA



HUMAN FREEDOM

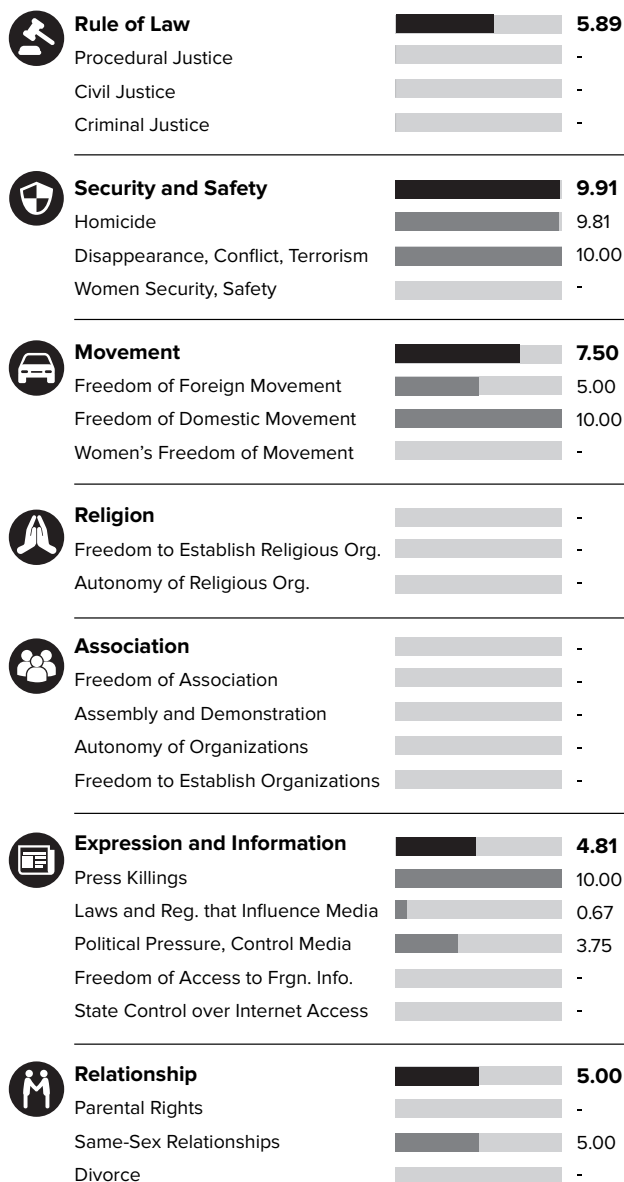
Ranking
66/159

Score
7.04/10

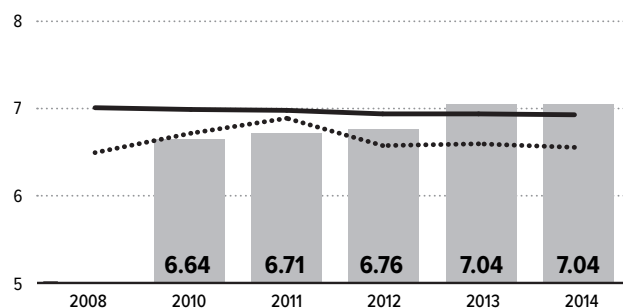
PERSONAL FREEDOM

Ranking
85/159

Score
6.83/10



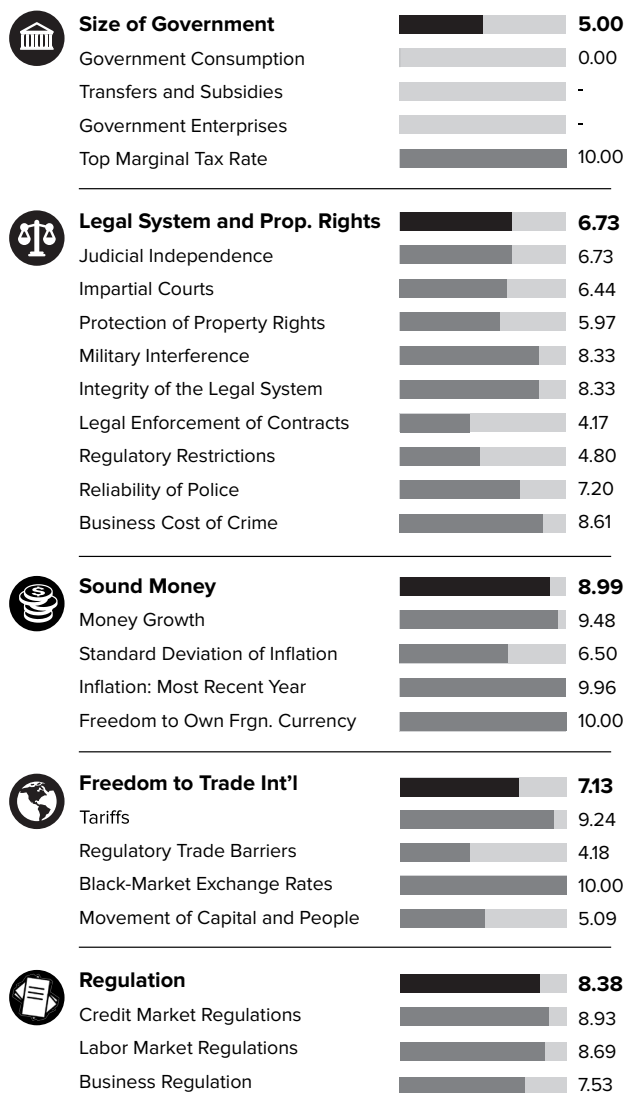
Human Freedom Score Over Time — World Avg. Regional Avg.



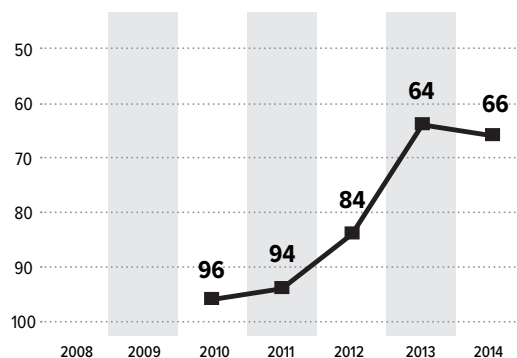
ECONOMIC FREEDOM

Ranking
62/159

Score
7.25/10



Human Freedom Ranking Over Time



BULGARIA

SOUTH EASTERN EUROPE

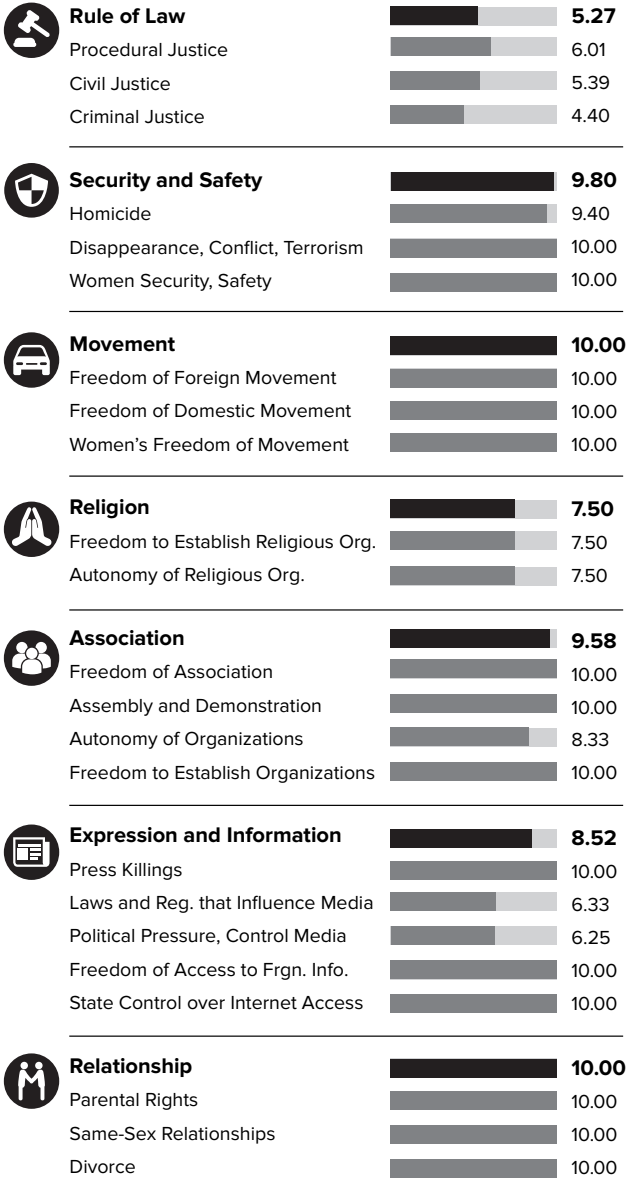


HUMAN FREEDOM

Ranking **40/159** | Score **7.86/10**

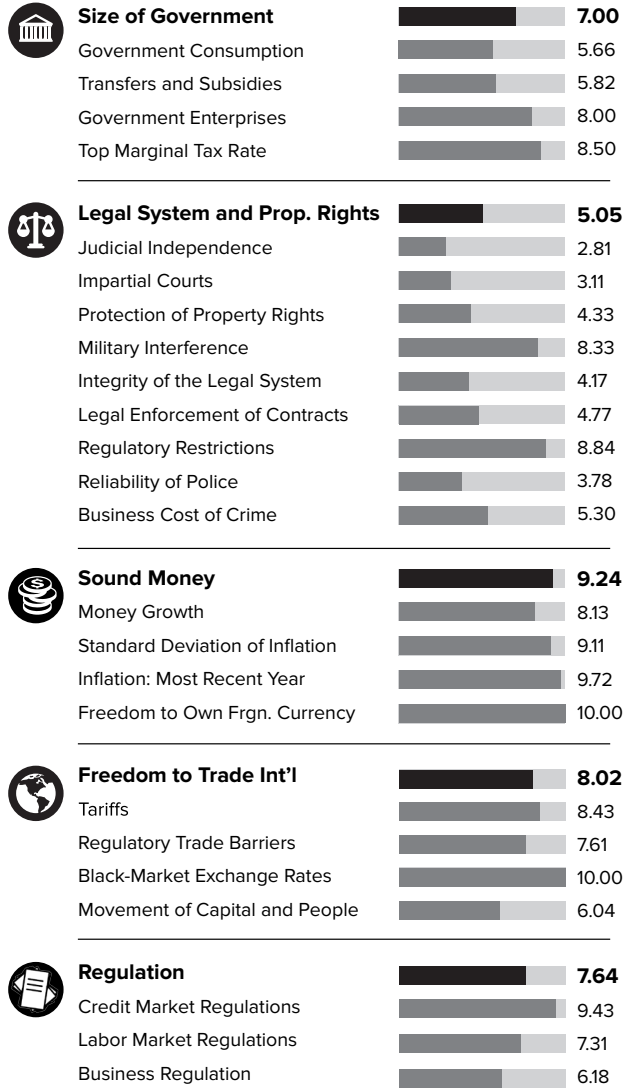
PERSONAL FREEDOM

Ranking **40/159** | Score **8.33/10**

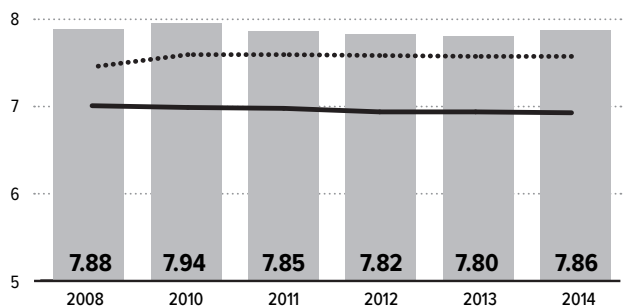


ECONOMIC FREEDOM

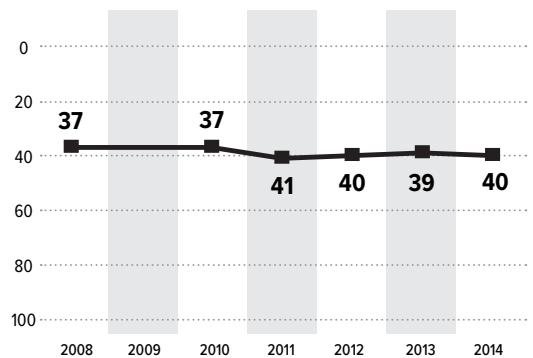
Ranking **45/159** | Score **7.39/10**



Human Freedom Score Over Time — World Avg. Regional Avg.



Human Freedom Ranking Over Time



BURKINA FASO

SUB-SAHARAN AFRICA

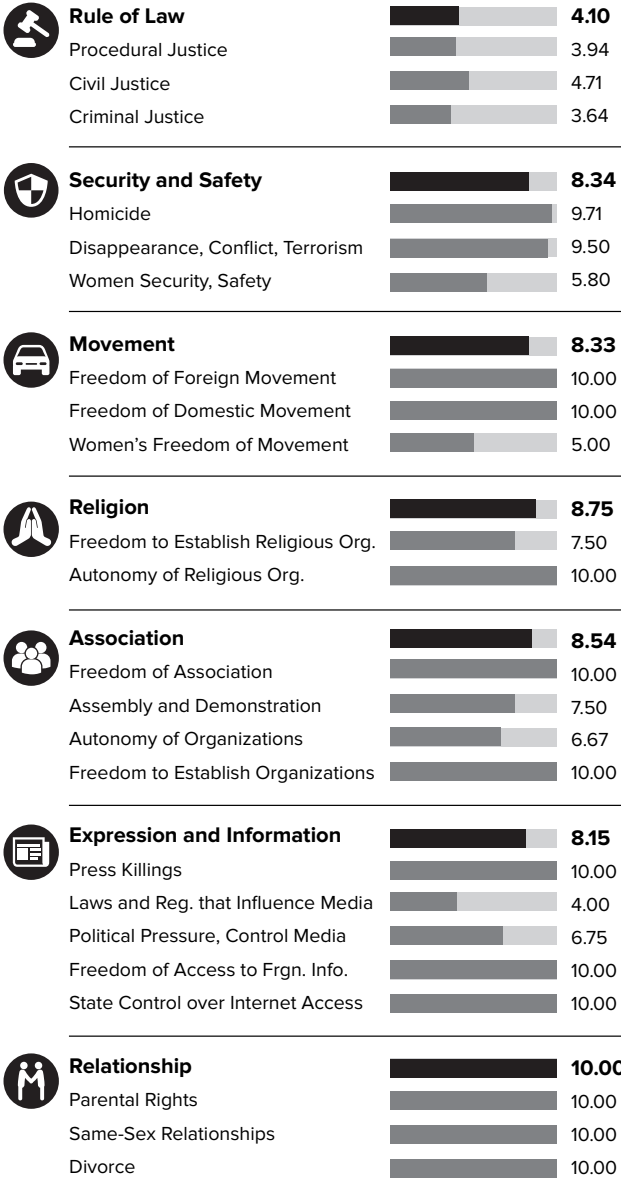


HUMAN FREEDOM

Ranking **88/159** | Score **6.75/10**

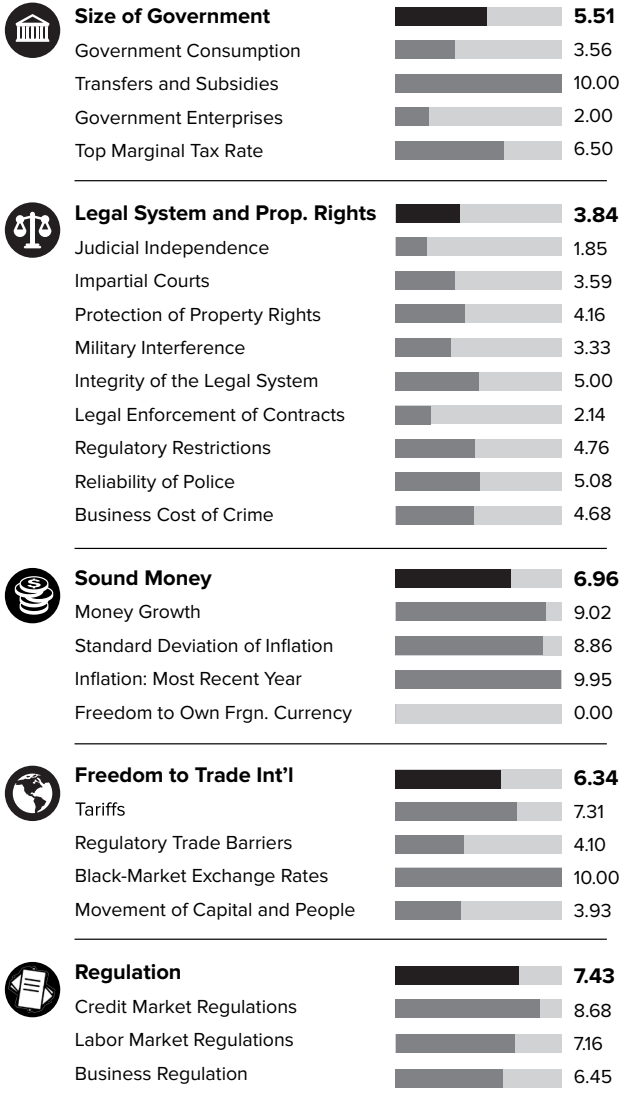
PERSONAL FREEDOM

Ranking **40/159** | Score **7.49/10**

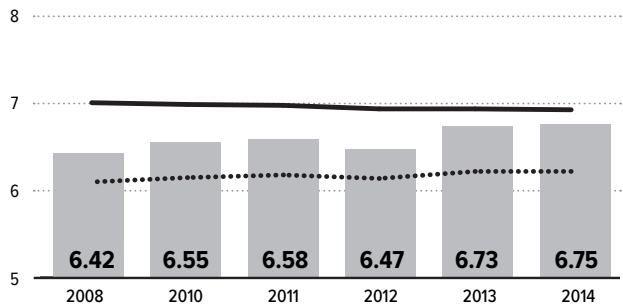


ECONOMIC FREEDOM

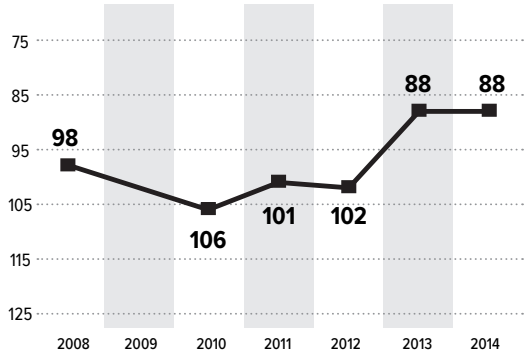
Ranking **132/159** | Score **6.02/10**



Human Freedom Score Over Time — World Avg. Regional Avg.



Human Freedom Ranking Over Time



BURUNDI

SUB-SAHARAN AFRICA

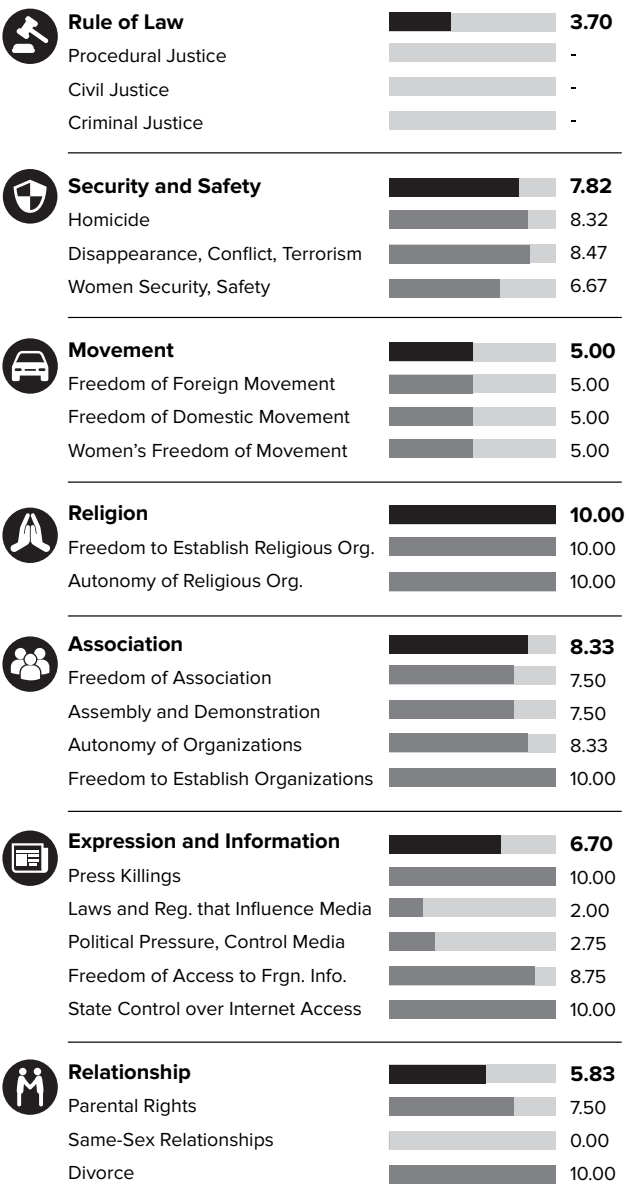


HUMAN FREEDOM

Ranking **122/159** | Score **6.26/10**

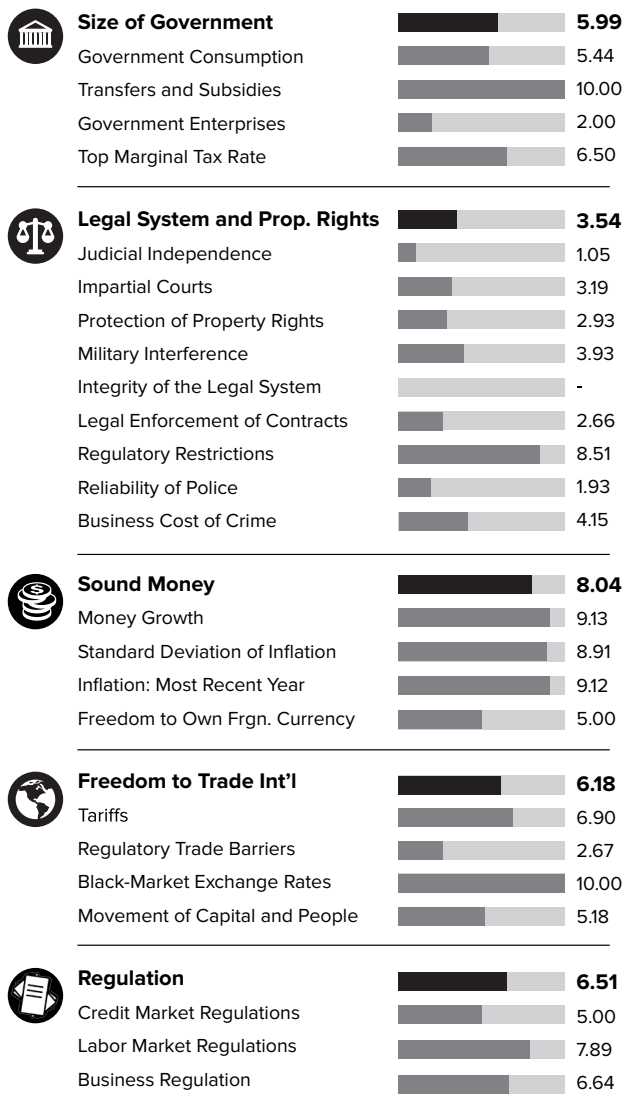
PERSONAL FREEDOM

Ranking **99/159** | Score **6.47/10**

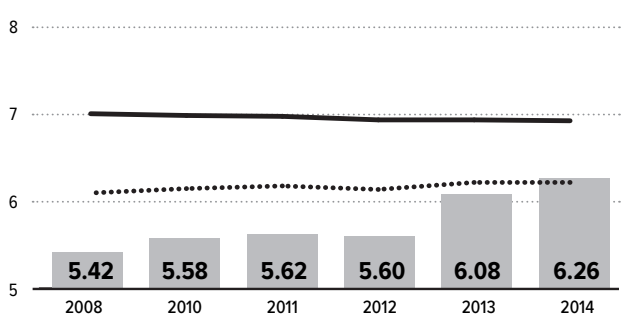


ECONOMIC FREEDOM

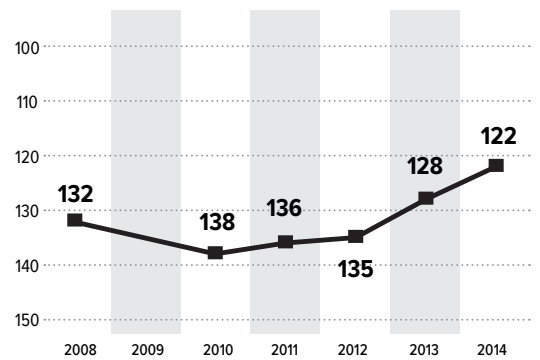
Ranking **129/159** | Score **6.05/10**



Human Freedom Score Over Time — World Avg. - - - Regional Avg.



Human Freedom Ranking Over Time



CAMBODIA

SOUTH EAST ASIA

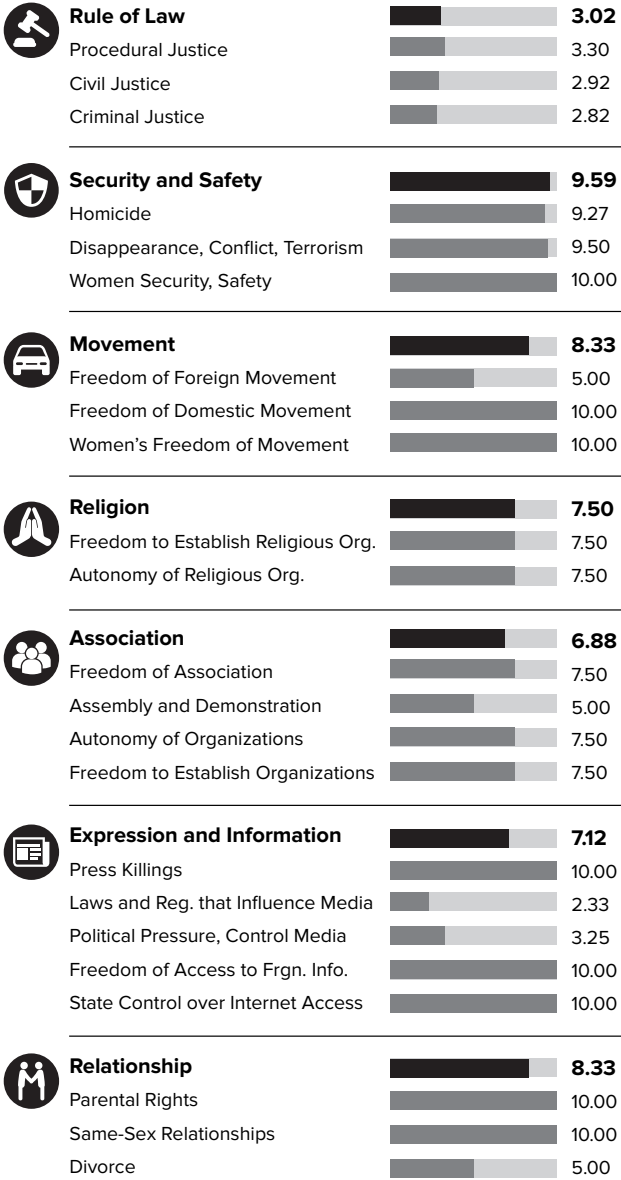


HUMAN FREEDOM

Ranking **64/159** | Score **7.08/10**


PERSONAL FREEDOM

Ranking **80/159** | Score **6.97/10**

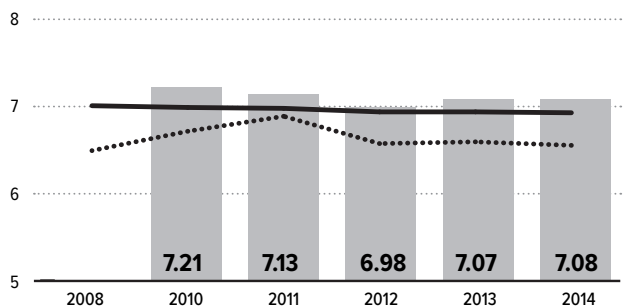


ECONOMIC FREEDOM

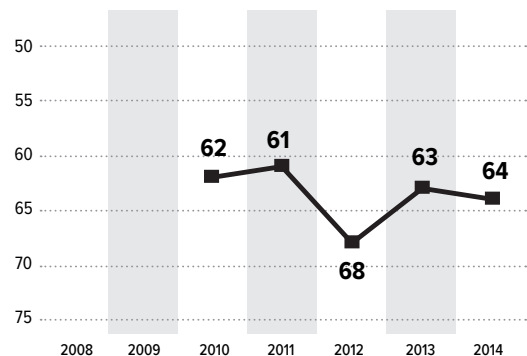
Ranking **68/159** | Score **7.20/10**



Human Freedom Score Over Time — World Avg. Regional Avg.



Human Freedom Ranking Over Time



CAMEROON

SUB-SAHARAN AFRICA

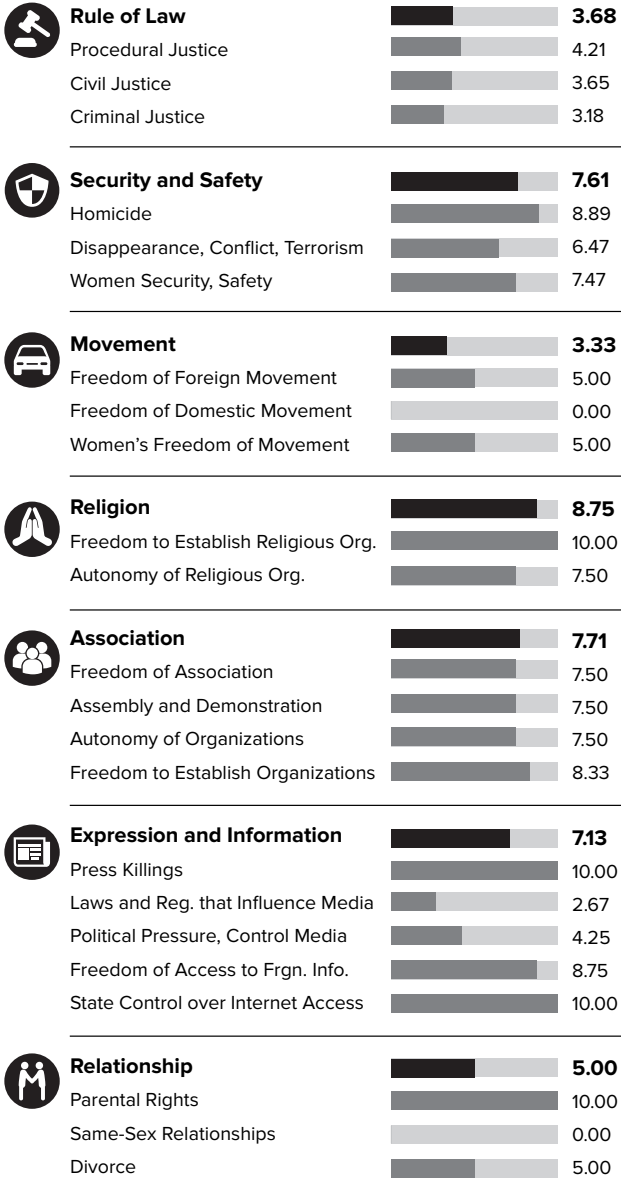


HUMAN FREEDOM

Ranking **126/159** | Score **6.13/10**

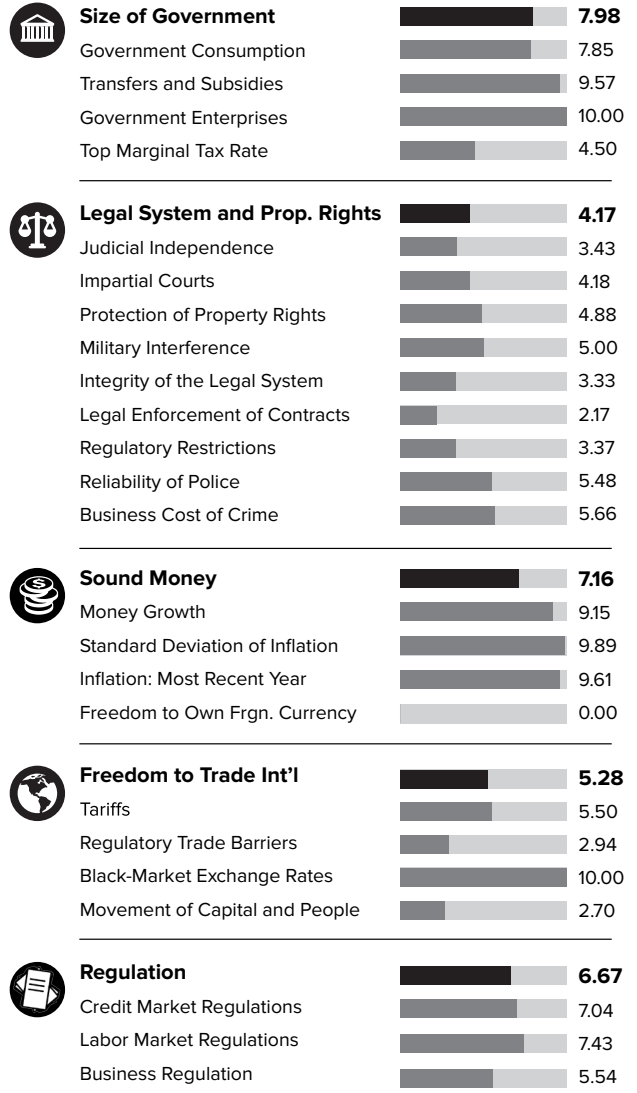
PERSONAL FREEDOM

Ranking **115/159** | Score **6.02/10**

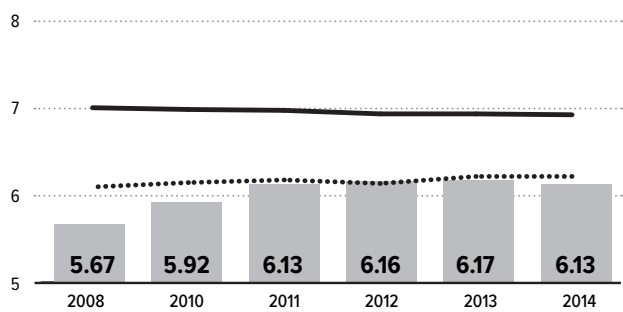


ECONOMIC FREEDOM

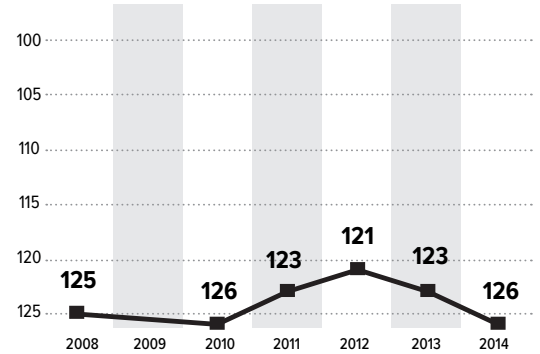
Ranking **125/159** | Score **6.25/10**



Human Freedom Score Over Time — World Avg. Regional Avg.




Human Freedom Ranking Over Time



CANADA

NORTH AMERICA



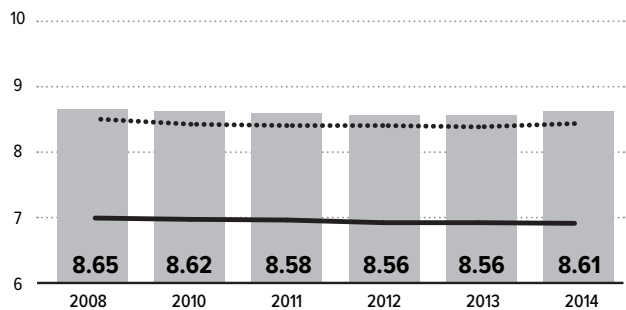
HUMAN FREEDOM

Ranking **6/159** | Score **8.61/10**

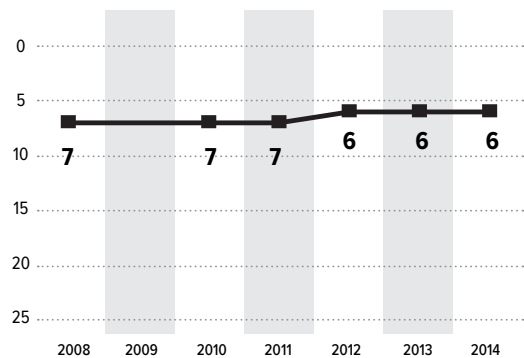
PERSONAL FREEDOM		Ranking	Score
		15/159	9.24/10
	Rule of Law		7.44
	Procedural Justice		8.05
	Civil Justice		7.02
	Criminal Justice		7.24
	Security and Safety		9.80
	Homicide		9.42
	Disappearance, Conflict, Terrorism		9.99
	Women Security, Safety		10.00
	Movement		10.00
	Freedom of Foreign Movement		10.00
	Freedom of Domestic Movement		10.00
	Women's Freedom of Movement		10.00
	Religion		10.00
	Freedom to Establish Religious Org.		10.00
	Autonomy of Religious Org.		10.00
	Association		10.00
	Freedom of Association		10.00
	Assembly and Demonstration		10.00
	Autonomy of Organizations		10.00
	Freedom to Establish Organizations		10.00
	Expression and Information		9.32
	Press Killings		10.00
	Laws and Reg. that Influence Media		8.33
	Political Pressure, Control Media		8.25
	Freedom of Access to Frgn. Info.		10.00
	State Control over Internet Access		10.00
	Relationship		10.00
	Parental Rights		10.00
	Same-Sex Relationships		10.00
	Divorce		10.00

ECONOMIC FREEDOM		Ranking	Score
		5/159	7.98/10
	Size of Government		6.32
	Government Consumption		3.68
	Transfers and Subsidies		7.61
	Government Enterprises		8.00
	Top Marginal Tax Rate		6.00
	Legal System and Prop. Rights		8.05
	Judicial Independence		8.67
	Impartial Courts		6.88
	Protection of Property Rights		8.34
	Military Interference		10.00
	Integrity of the Legal System		9.17
	Legal Enforcement of Contracts		4.81
	Regulatory Restrictions		8.60
	Reliability of Police		8.55
	Business Cost of Crime		7.38
	Sound Money		9.60
	Money Growth		9.13
	Standard Deviation of Inflation		9.67
	Inflation: Most Recent Year		9.62
	Freedom to Own Frgn. Currency		10.00
	Freedom to Trade Int'l		7.83
	Tariffs		6.97
	Regulatory Trade Barriers		8.20
	Black-Market Exchange Rates		10.00
	Movement of Capital and People		6.17
	Regulation		8.11
	Credit Market Regulations		9.73
	Labor Market Regulations		8.14
	Business Regulation		6.47

Human Freedom Score Over Time — World Avg. Regional Avg.



Human Freedom Ranking Over Time



CAPE VERDE






































SUB-SAHARAN AFRICA

HUMAN FREEDOM

Ranking **92/159** | Score **6.73/10**



































PERSONAL FREEDOM

Ranking **94/159** | Score **6.57/10**

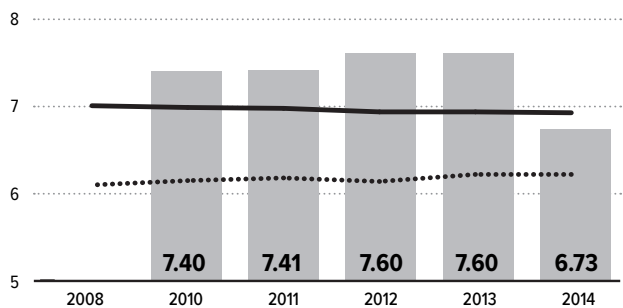
	Rule of Law		6.01
	Procedural Justice		-
	Civil Justice		-
	Criminal Justice		-
	Security and Safety		7.87
	Homicide		5.74
	Disappearance, Conflict, Terrorism		10.00
	Women Security, Safety		-
	Movement		10.00
	Freedom of Foreign Movement		10.00
	Freedom of Domestic Movement		10.00
	Women's Freedom of Movement		-
	Religion		-
	Freedom to Establish Religious Org.		-
	Autonomy of Religious Org.		-
	Association		-
	Freedom of Association		-
	Assembly and Demonstration		-
	Autonomy of Organizations		-
	Freedom to Establish Organizations		-
	Expression and Information		8.58
	Press Killings		10.00
	Laws and Reg. that Influence Media		8.00
	Political Pressure, Control Media		7.75
	Freedom of Access to Frgn. Info.		-
	State Control over Internet Access		-
	Relationship		0.00
	Parental Rights		-
	Same-Sex Relationships		0.00
	Divorce		-

ECONOMIC FREEDOM

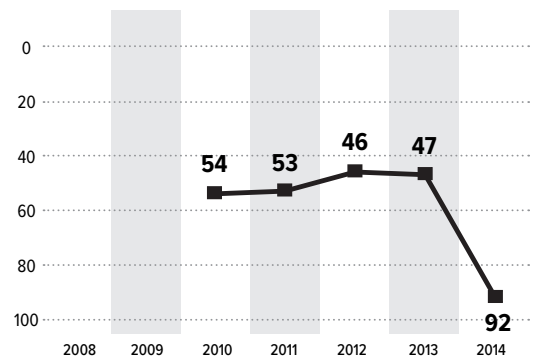
Ranking **87/159** | Score **6.89/10**

	Size of Government		6.38
	Government Consumption		5.17
	Transfers and Subsidies		9.36
	Government Enterprises		6.00
	Top Marginal Tax Rate		5.00
	Legal System and Prop. Rights		5.93
	Judicial Independence		5.50
	Impartial Courts		3.87
	Protection of Property Rights		5.07
	Military Interference		7.39
	Integrity of the Legal System		-
	Legal Enforcement of Contracts		6.06
	Regulatory Restrictions		8.86
	Reliability of Police		5.71
	Business Cost of Crime		4.96
	Sound Money		8.51
	Money Growth		9.93
	Standard Deviation of Inflation		9.15
	Inflation: Most Recent Year		9.95
	Freedom to Own Frgn. Currency		5.00
	Freedom to Trade Int'l		7.08
	Tariffs		6.69
	Regulatory Trade Barriers		5.27
	Black-Market Exchange Rates		10.00
	Movement of Capital and People		6.34
	Regulation		6.55
	Credit Market Regulations		8.55
	Labor Market Regulations		4.14
	Business Regulation		6.96

Human Freedom Score Over Time — World Avg. Regional Avg.



Human Freedom Ranking Over Time



CENTRAL AFRICAN REPUBLIC

SUB-SAHARAN AFRICA




HUMAN FREEDOM

Ranking **155/159** | Score **4.87/10**

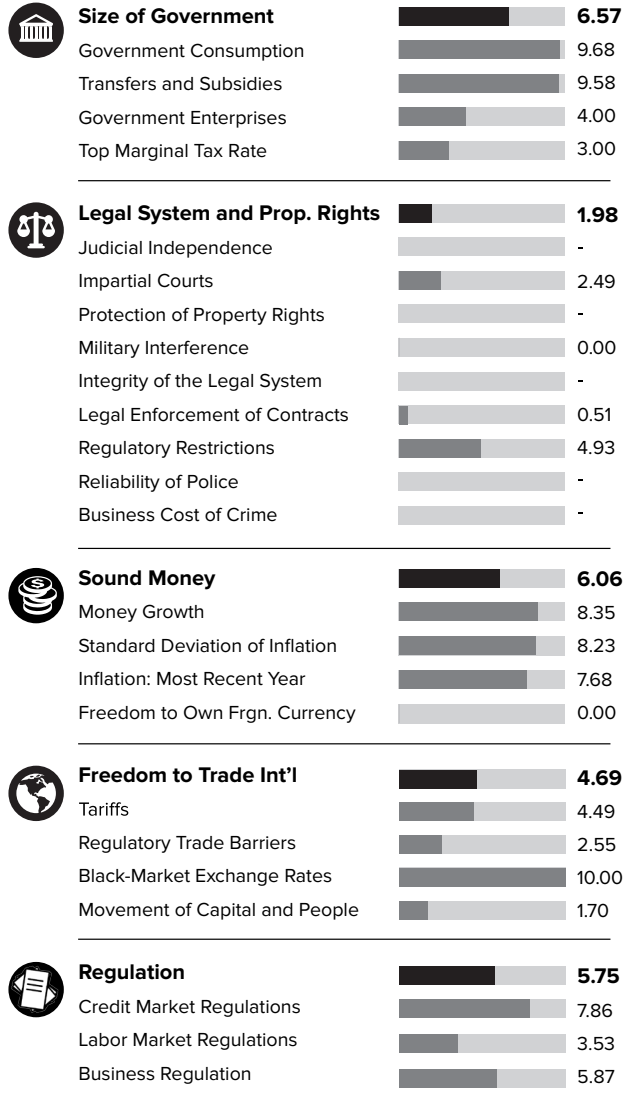
PERSONAL FREEDOM

Ranking **150/159** | Score **4.73/10**

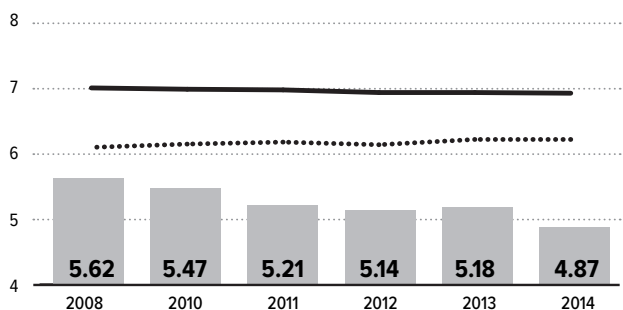


ECONOMIC FREEDOM

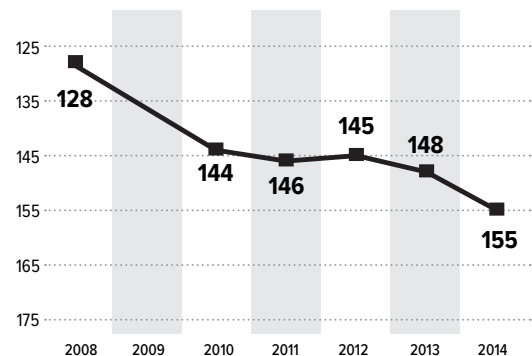
Ranking **155/159** | Score **5.01/10**



Human Freedom Score Over Time — World Avg. Regional Avg.



Human Freedom Ranking Over Time



CHAD

SUB-SAHARAN AFRICA

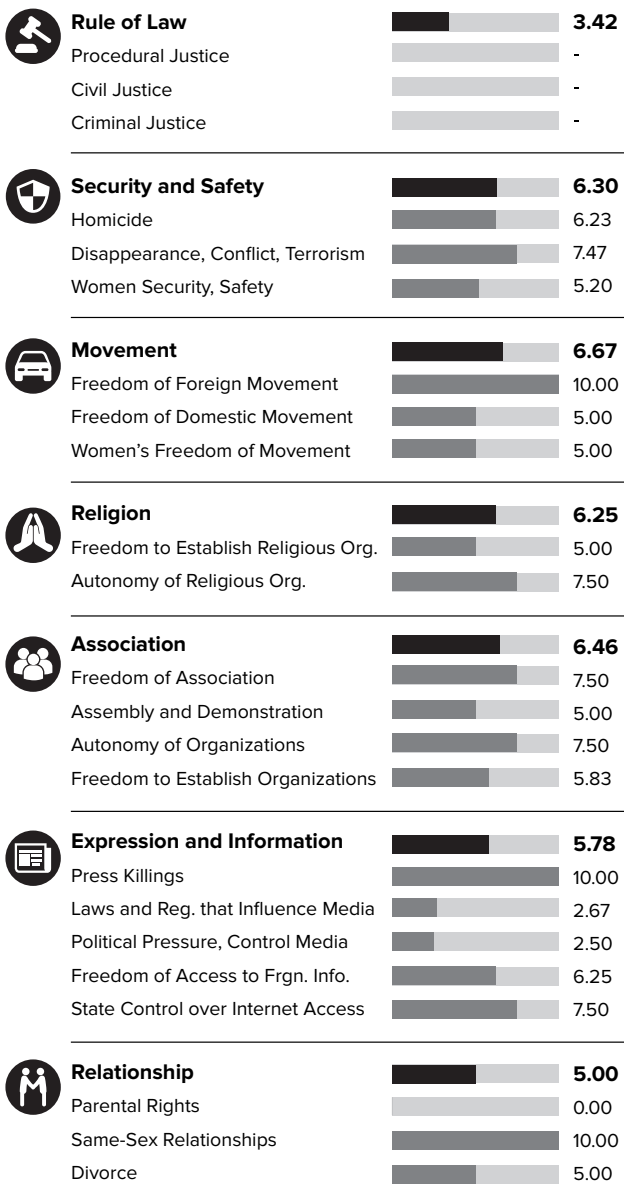


HUMAN FREEDOM

Ranking **146/159** | Score **5.28/10**

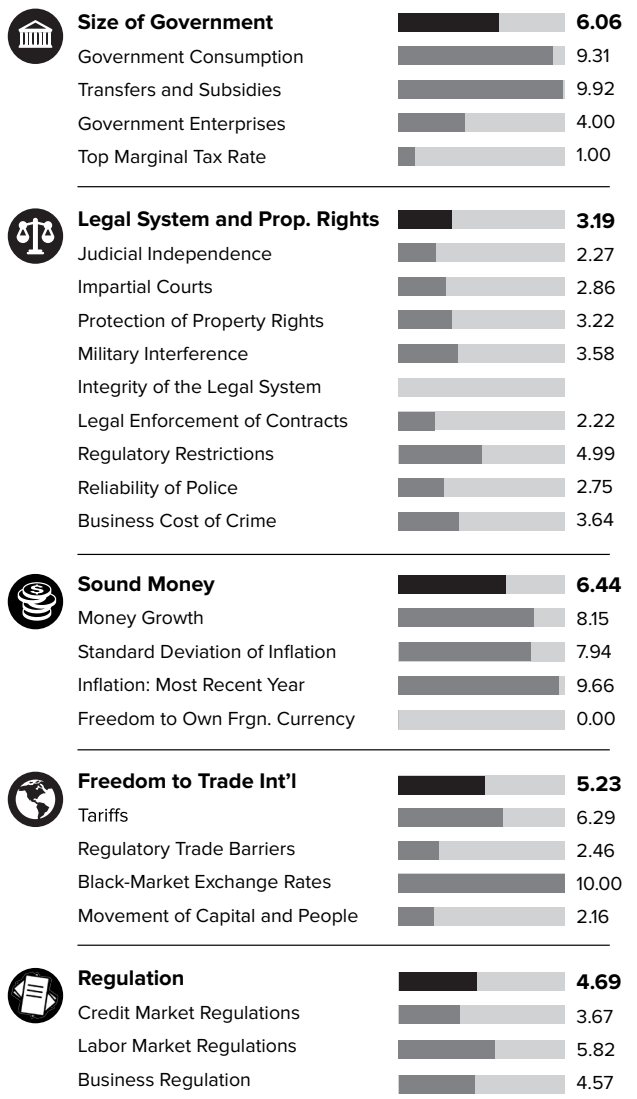
PERSONAL FREEDOM

Ranking **135/159** | Score **5.45/10**

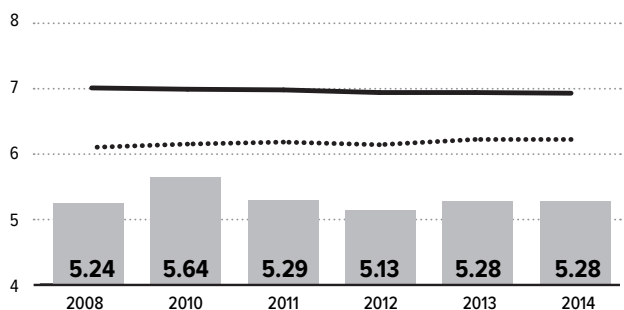


ECONOMIC FREEDOM

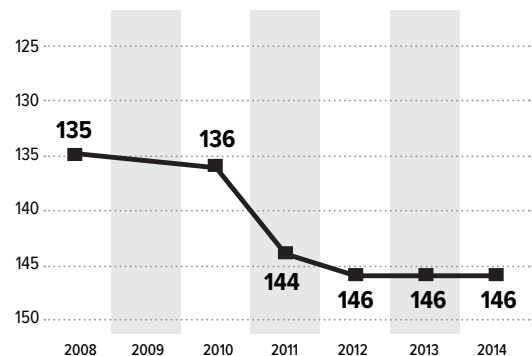
Ranking **152/159** | Score **5.12/10**



Human Freedom Score Over Time — World Avg. --- Regional Avg.



Human Freedom Ranking Over Time



CHILE


SOUTH AMERICA

HUMAN FREEDOM

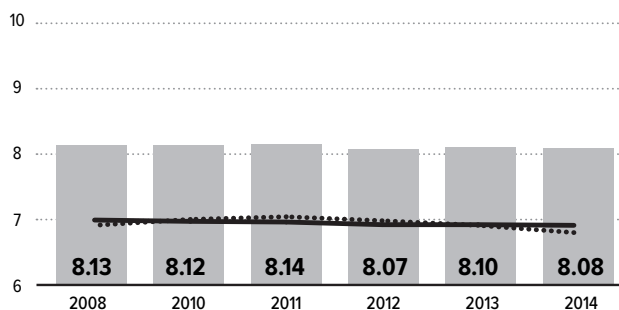
Ranking **29/159** | Score **8.08/10**

PERSONAL FREEDOM

Ranking **39/159** | Score **8.34/10**

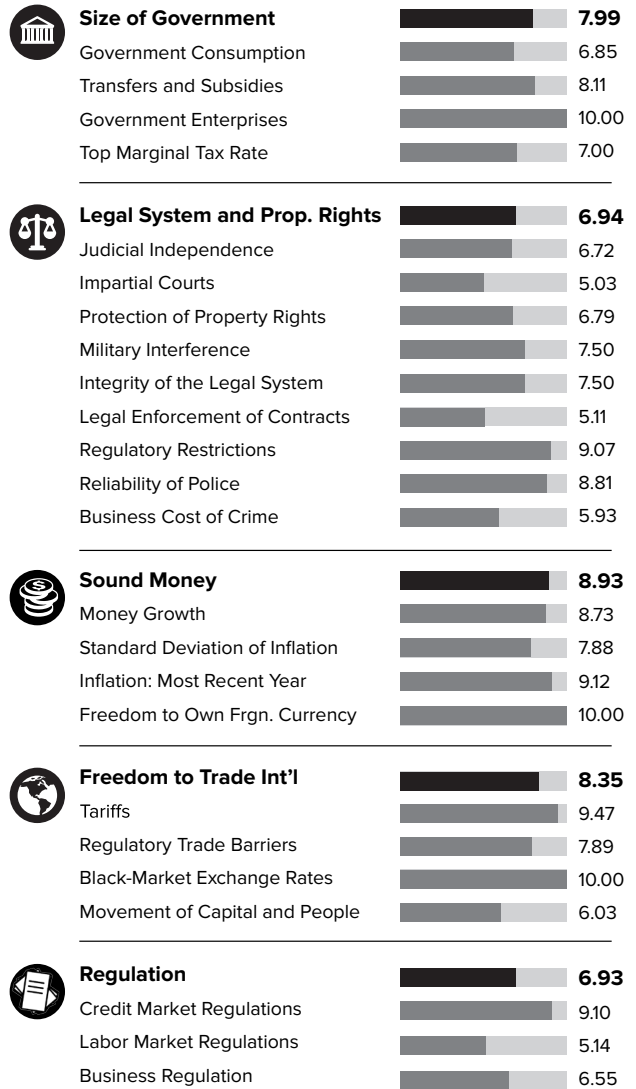


Human Freedom Score Over Time — World Avg. --- Regional Avg.

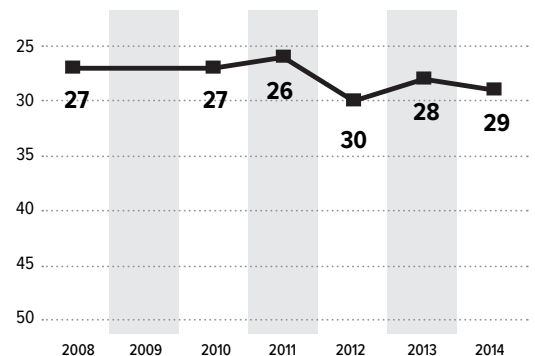


ECONOMIC FREEDOM

Ranking **13/159** | Score **7.83/10**




Human Freedom Ranking Over Time



CHINA

EAST ASIA

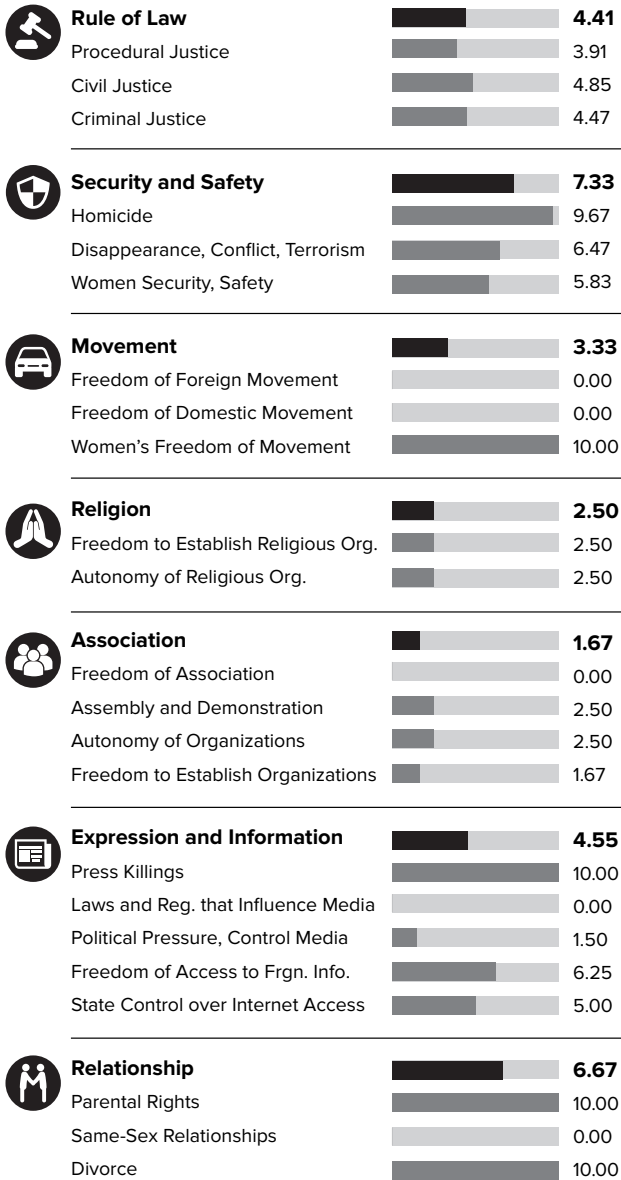


HUMAN FREEDOM

Ranking **141/159** | Score **5.63/10**


PERSONAL FREEDOM

Ranking **148/159** | Score **4.81/10**

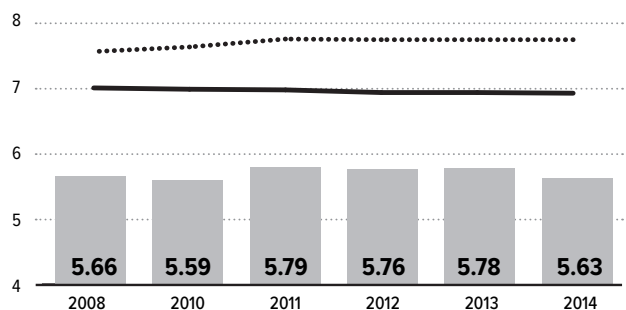


ECONOMIC FREEDOM

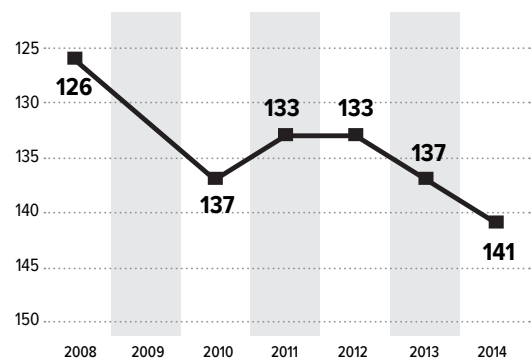
Ranking **113/159** | Score **6.45/10**



Human Freedom Score Over Time — World Avg. --- Regional Avg.



Human Freedom Ranking Over Time



COLOMBIA

SOUTH AMERICA

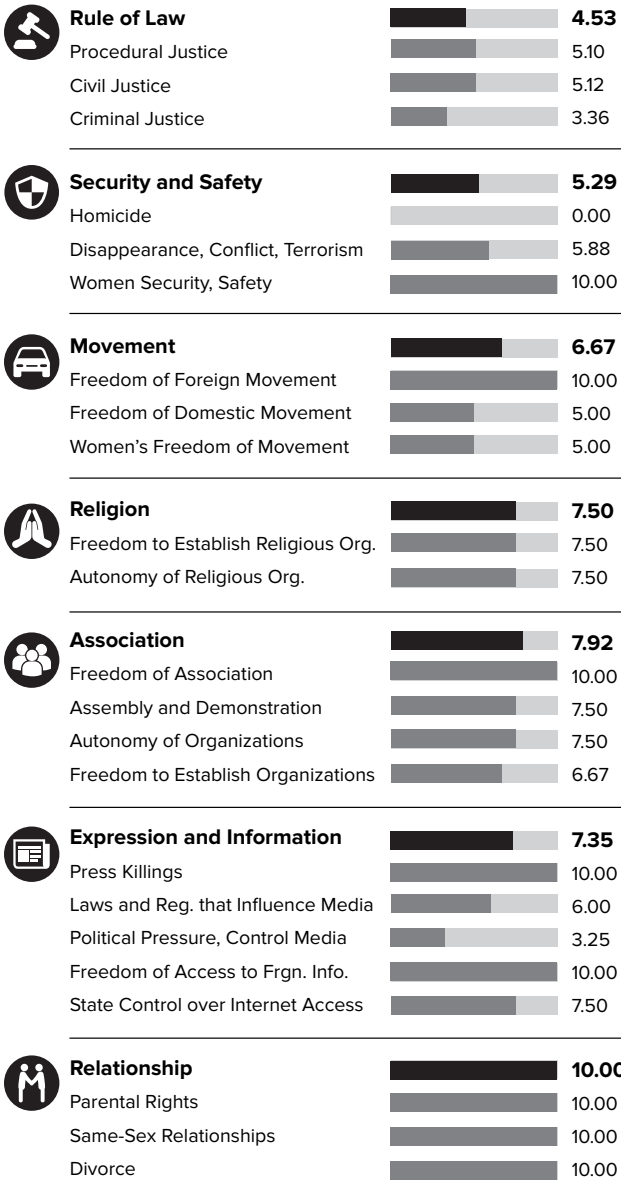


HUMAN FREEDOM

Ranking **111/159** | Score **6.41/10**

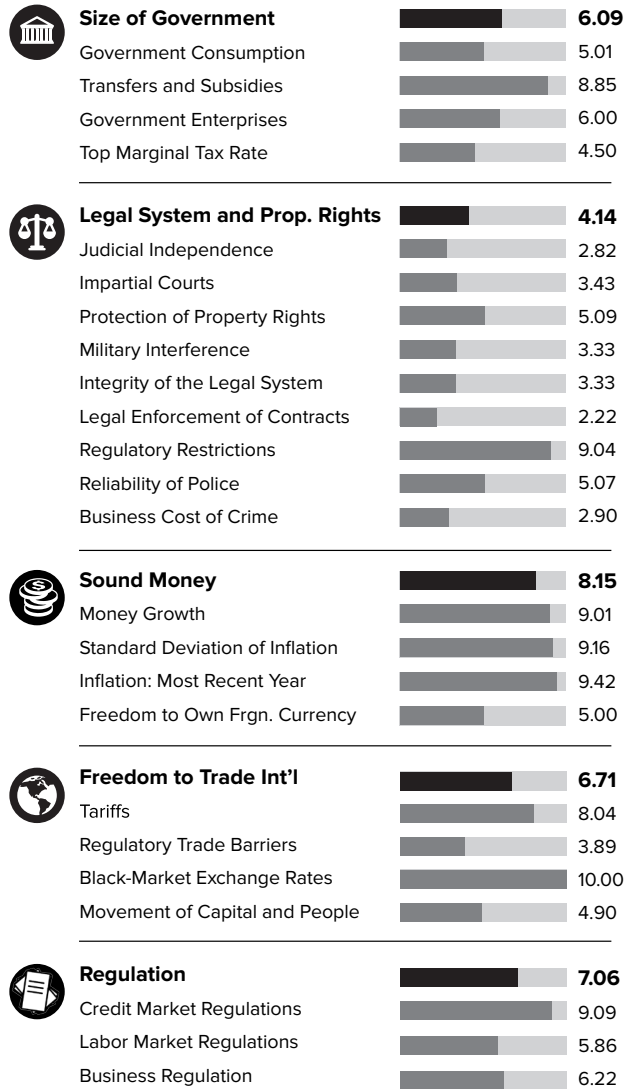
PERSONAL FREEDOM

Ranking **101/159** | Score **6.40/10**

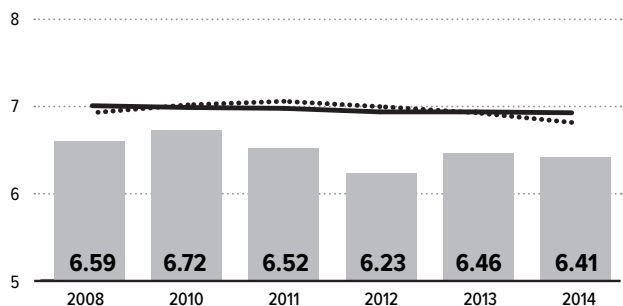


ECONOMIC FREEDOM

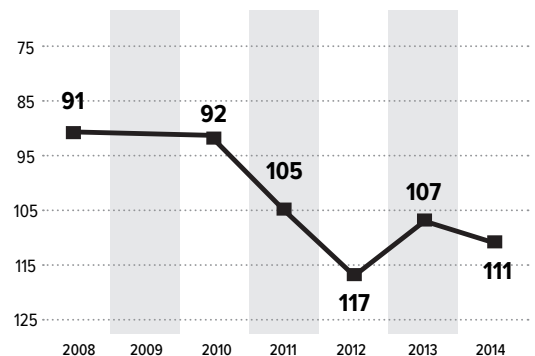
Ranking **116/159** | Score **6.43/10**



Human Freedom Score Over Time — World Avg. Regional Avg.



Human Freedom Ranking Over Time



DEM. REP. OF CONGO

SUB-SAHARAN AFRICA

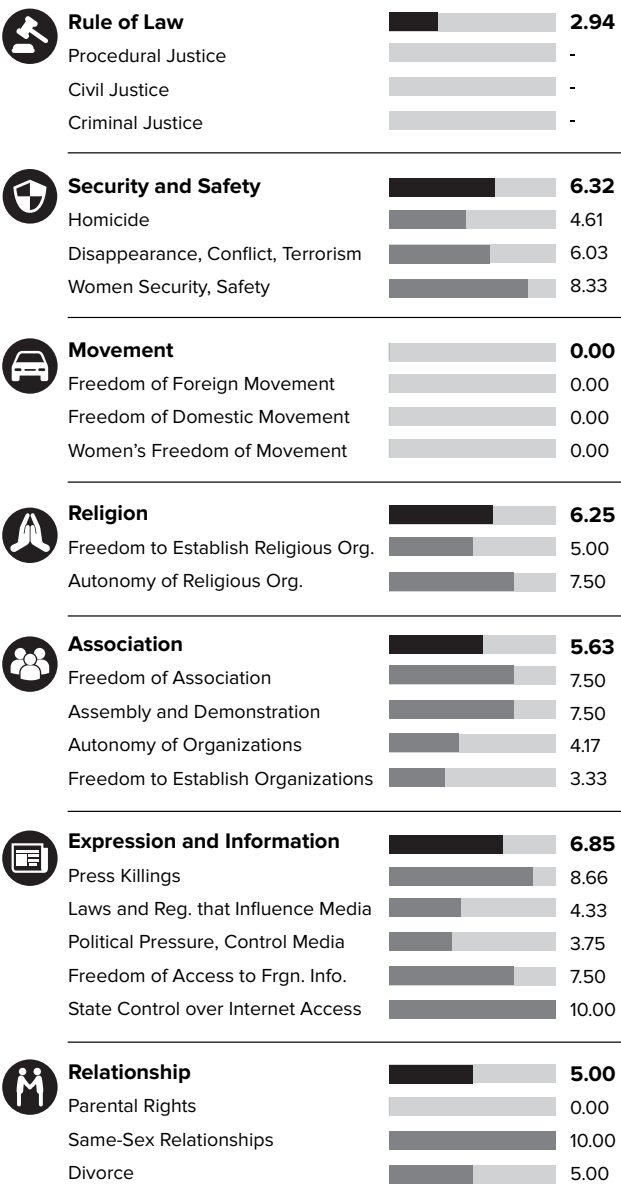


HUMAN FREEDOM

Ranking **151/159** | Score **5.09/10**

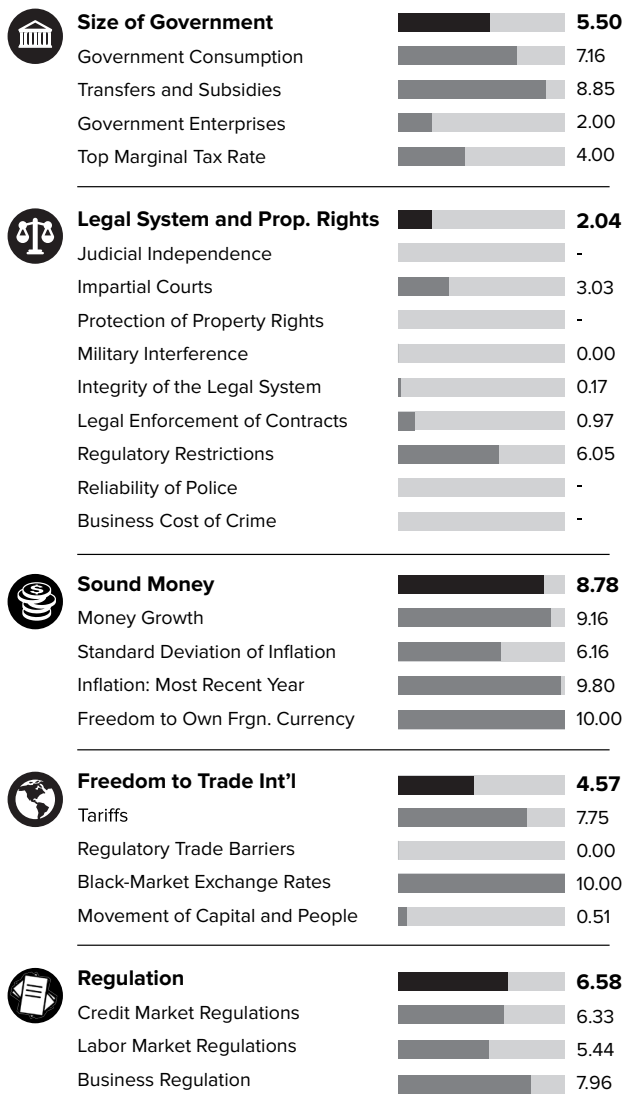
PERSONAL FREEDOM

Ranking **151/159** | Score **4.69/10**

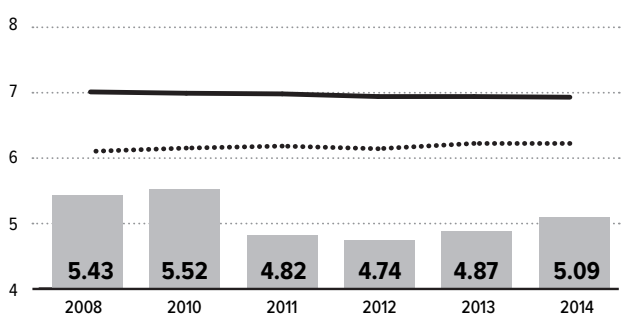


ECONOMIC FREEDOM

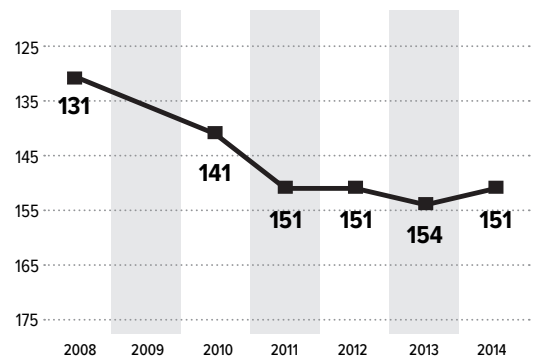
Ranking **147/159** | Score **5.49/10**



Human Freedom Score Over Time — World Avg. - - - Regional Avg.



Human Freedom Ranking Over Time



CONGO, REPUBLIC OF

SUB-SAHARAN AFRICA

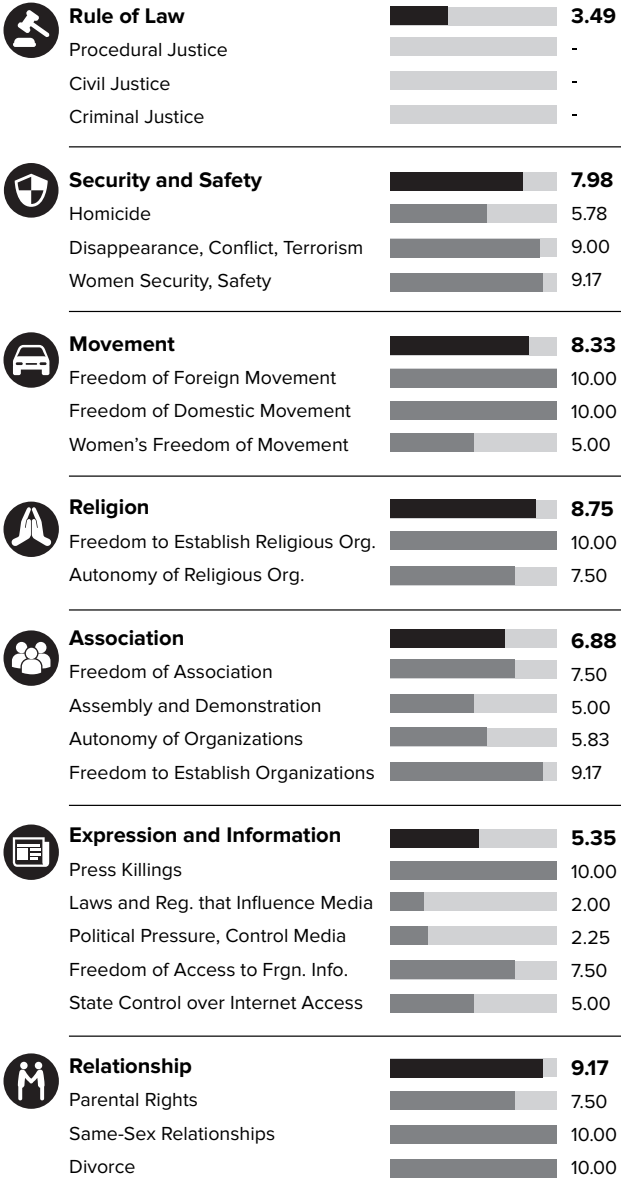


HUMAN FREEDOM

Ranking **139/159** | Score **5.76/10**


PERSONAL FREEDOM

Ranking **90/159** | Score **6.72/10**

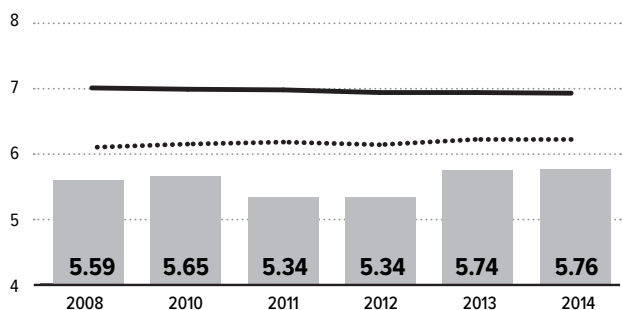


ECONOMIC FREEDOM

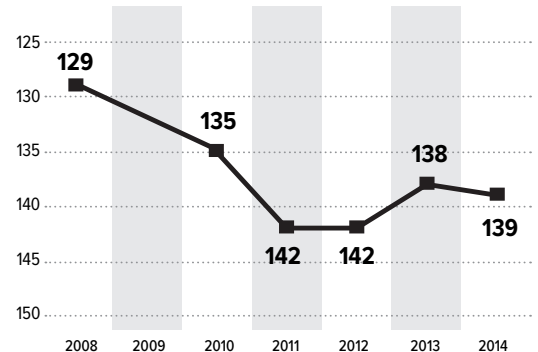
Ranking **157/159** | Score **4.80/10**



Human Freedom Score Over Time — World Avg. Regional Avg.



Human Freedom Ranking Over Time



COSTA RICA

CENTRAL AMERICA, MEXICO & THE CARIBBEAN

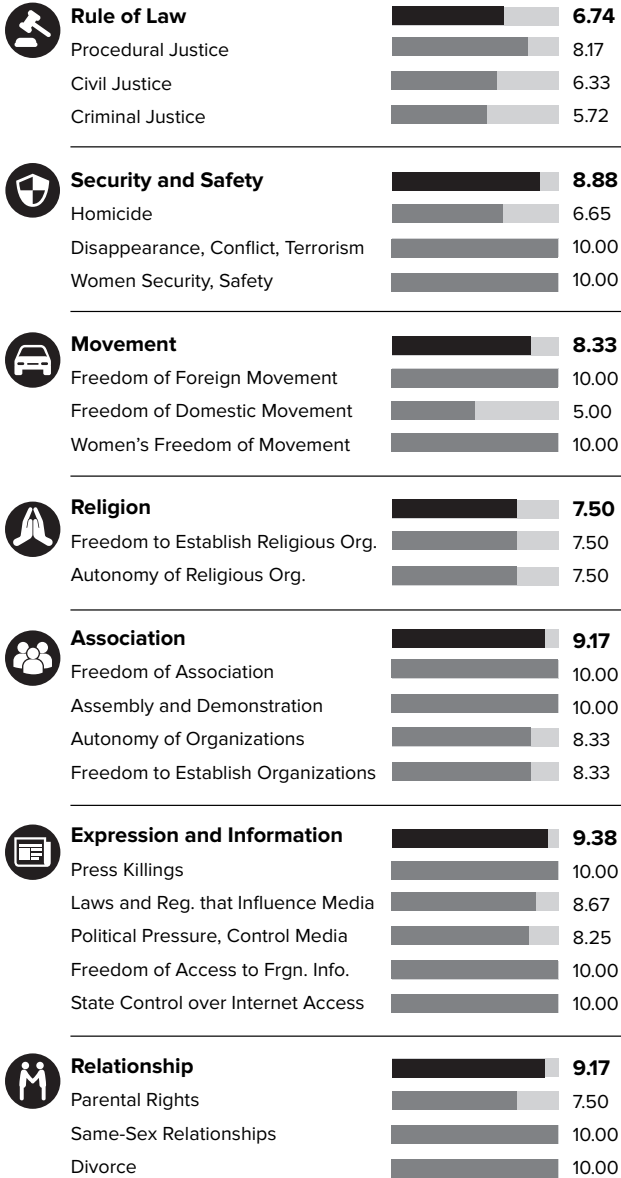


HUMAN FREEDOM

Ranking **38/159** | Score **7.91/10**

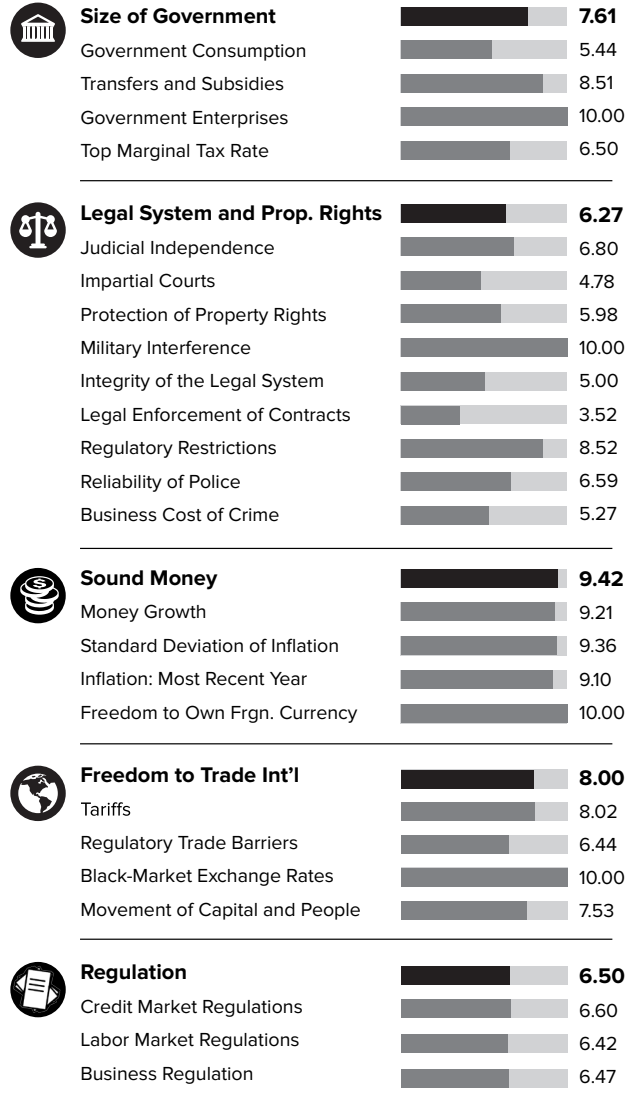
PERSONAL FREEDOM

Ranking **41/159** | Score **8.26/10**

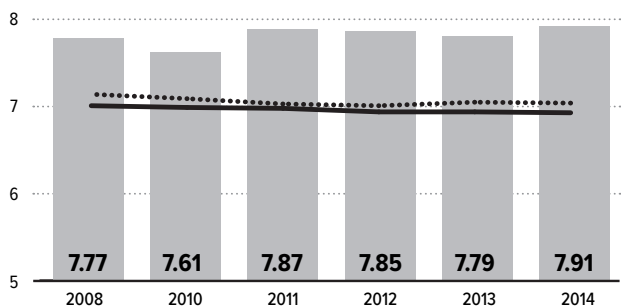


ECONOMIC FREEDOM

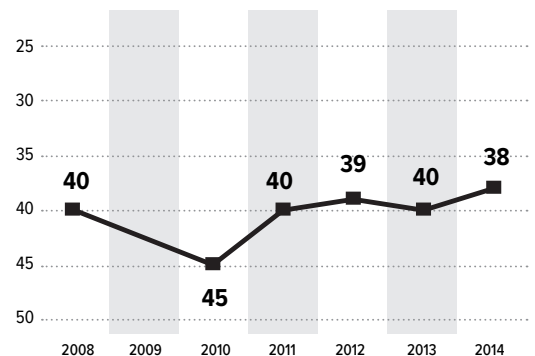
Ranking **28/159** | Score **7.56/10**



Human Freedom Score Over Time — World Avg. --- Regional Avg.



Human Freedom Ranking Over Time



COTE D'IVOIRE

SUB-SAHARAN AFRICA



HUMAN FREEDOM

Ranking **110/159** | Score **6.42/10**

PERSONAL FREEDOM

Ranking **86/159** | Score **6.82/10**

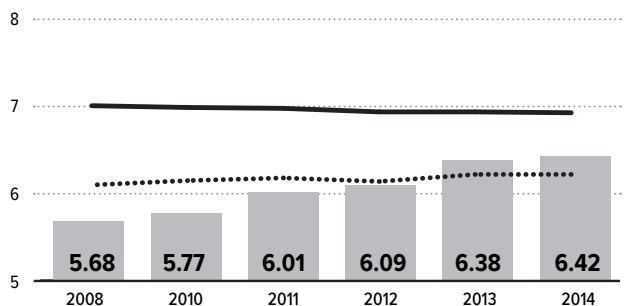
	Rule of Law	3.97
	Procedural Justice	2.67
	Civil Justice	5.45
	Criminal Justice	3.80
	Security and Safety	6.44
	Homicide	5.03
	Disappearance, Conflict, Terrorism	7.99
	Women Security, Safety	6.30
	Movement	5.00
	Freedom of Foreign Movement	5.00
	Freedom of Domestic Movement	0.00
	Women's Freedom of Movement	10.00
	Religion	10.00
	Freedom to Establish Religious Org.	10.00
	Autonomy of Religious Org.	10.00
	Association	9.38
	Freedom of Association	10.00
	Assembly and Demonstration	7.50
	Autonomy of Organizations	10.00
	Freedom to Establish Organizations	10.00
	Expression and Information	7.82
	Press Killings	10.00
	Laws and Reg. that Influence Media	5.33
	Political Pressure, Control Media	5.00
	Freedom of Access to Frgn. Info.	8.75
	State Control over Internet Access	10.00
	Relationship	10.00
	Parental Rights	10.00
	Same-Sex Relationships	10.00
	Divorce	10.00

ECONOMIC FREEDOM

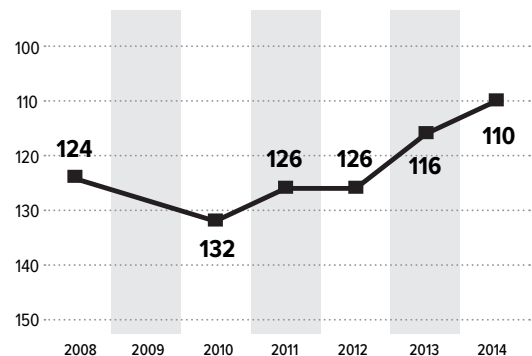
Ranking **133/159** | Score **6.01/10**

	Size of Government	5.65
	Government Consumption	6.74
	Transfers and Subsidies	9.85
	Government Enterprises	4.00
	Top Marginal Tax Rate	2.00
	Legal System and Prop. Rights	4.81
	Judicial Independence	5.02
	Impartial Courts	5.57
	Protection of Property Rights	5.41
	Military Interference	3.33
	Integrity of the Legal System	4.17
	Legal Enforcement of Contracts	3.97
	Regulatory Restrictions	6.97
	Reliability of Police	4.66
	Business Cost of Crime	4.17
	Sound Money	7.01
	Money Growth	8.86
	Standard Deviation of Inflation	9.28
	Inflation: Most Recent Year	9.91
	Freedom to Own Frgn. Currency	0.00
	Freedom to Trade Int'l	5.89
	Tariffs	6.50
	Regulatory Trade Barriers	3.80
	Black-Market Exchange Rates	10.00
	Movement of Capital and People	3.25
	Regulation	6.71
	Credit Market Regulations	8.16
	Labor Market Regulations	5.53
	Business Regulation	6.45

Human Freedom Score Over Time — World Avg. --- Regional Avg.



Human Freedom Ranking Over Time



CROATIA

SOUTH EASTERN EUROPE

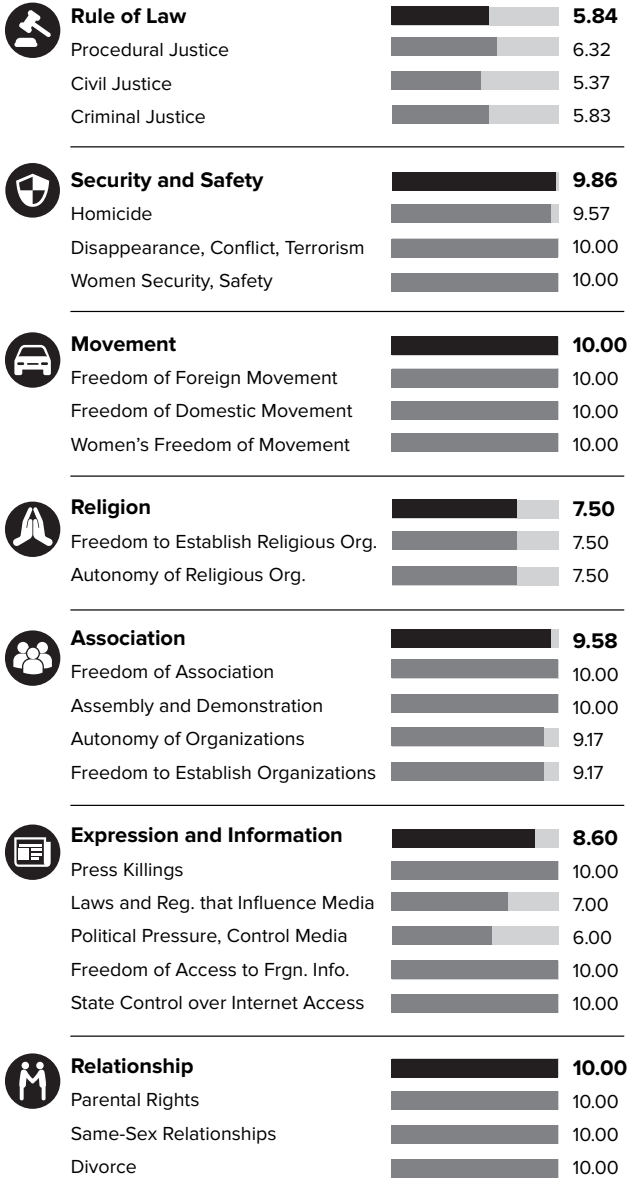


HUMAN FREEDOM

Ranking **44/159** | Score **7.75/10**

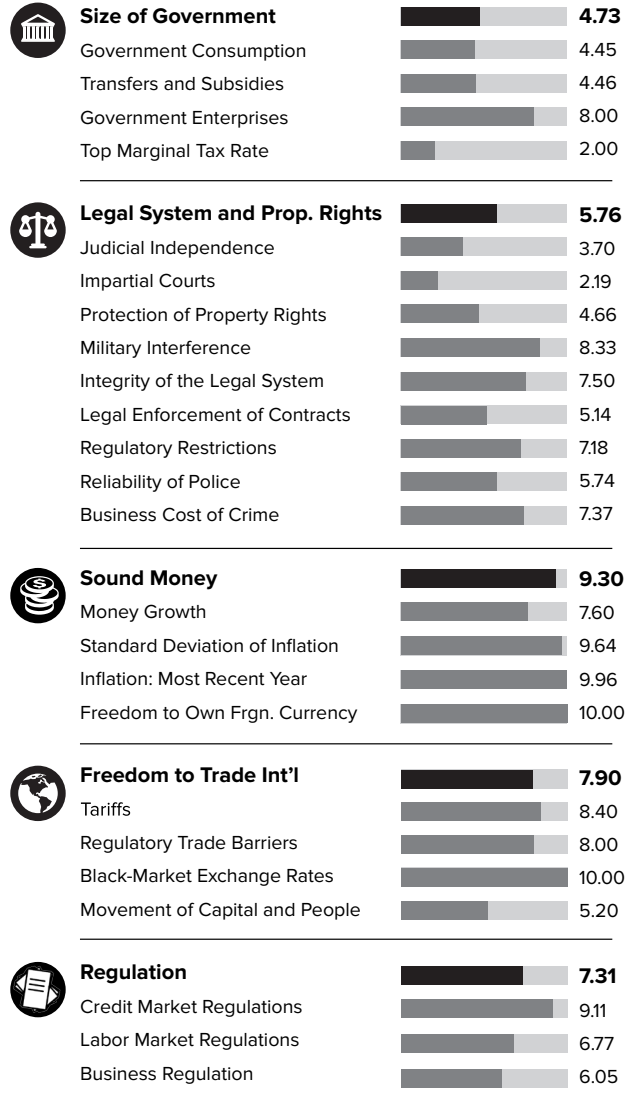
PERSONAL FREEDOM

Ranking **37/159** | Score **8.49/10**

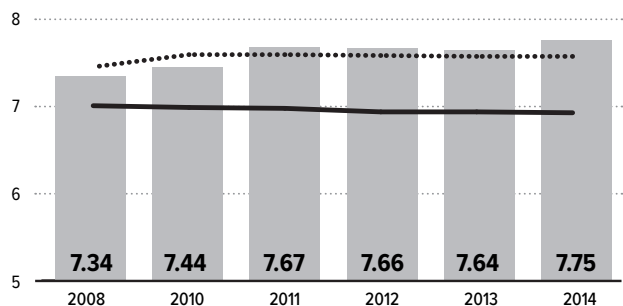


ECONOMIC FREEDOM

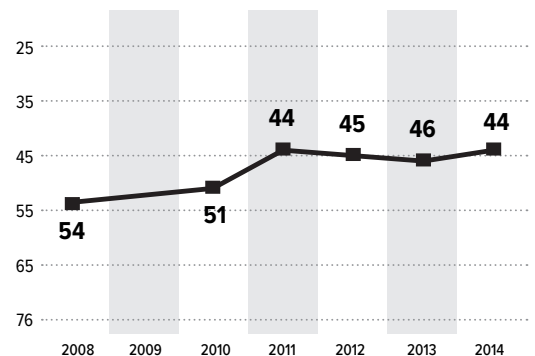
Ranking **81/159** | Score **7.00/10**



Human Freedom Score Over Time — World Avg. --- Regional Avg.




Human Freedom Ranking Over Time



CYPRUS

SOUTHERN EUROPE

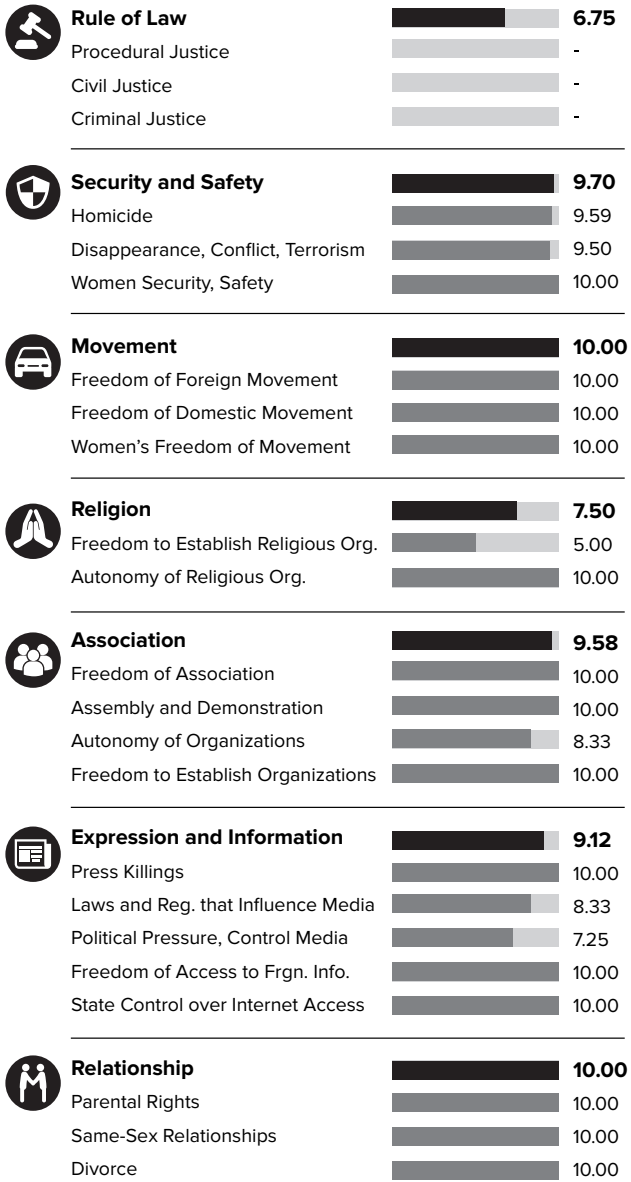


HUMAN FREEDOM

Ranking **33/159** | Score **8.03/10**

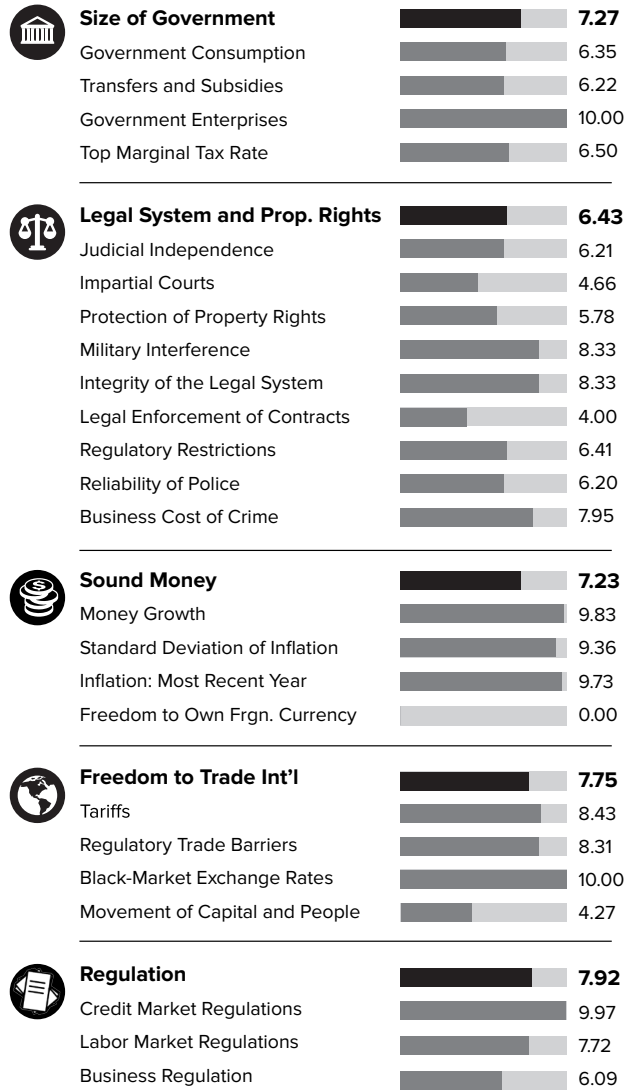
PERSONAL FREEDOM

Ranking **30/159** | Score **8.73/10**

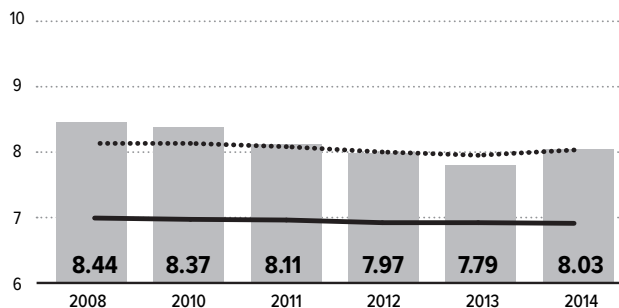


ECONOMIC FREEDOM

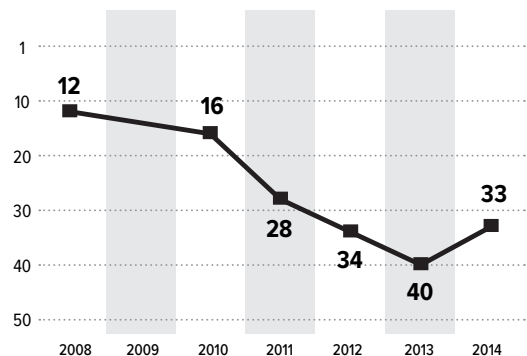
Ranking **55/159** | Score **7.32/10**



Human Freedom Score Over Time — World Avg. --- Regional Avg.



Human Freedom Ranking Over Time



CZECH REPUBLIC

CENTRAL EUROPE & BALTICS

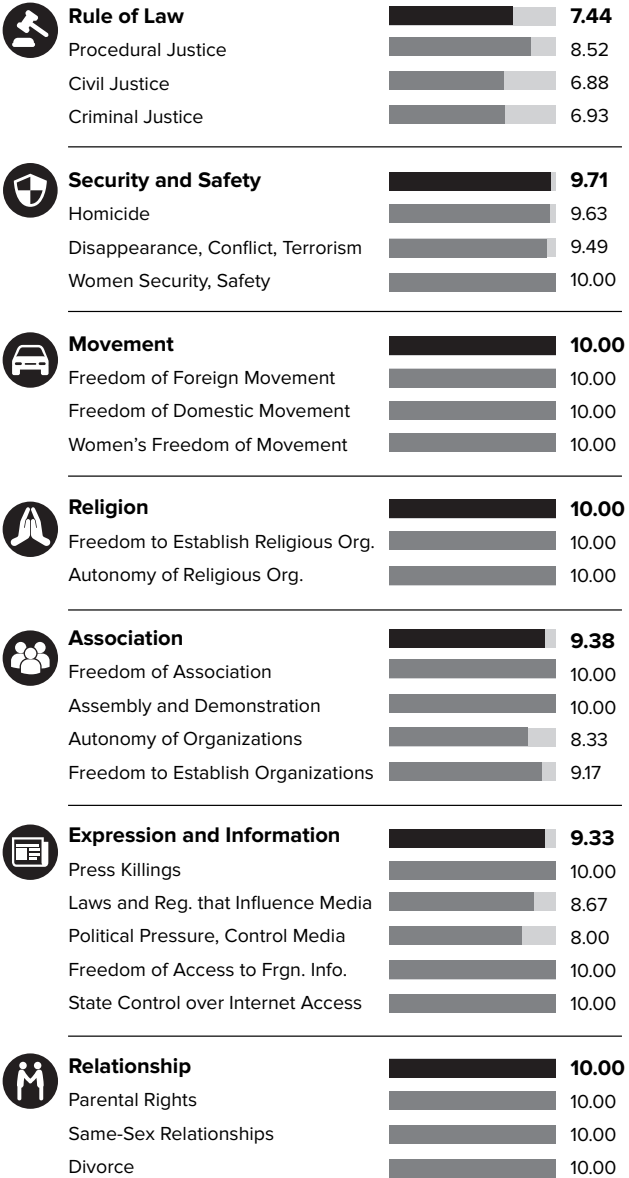


HUMAN FREEDOM

Ranking **18/159** | Score **8.34/10**

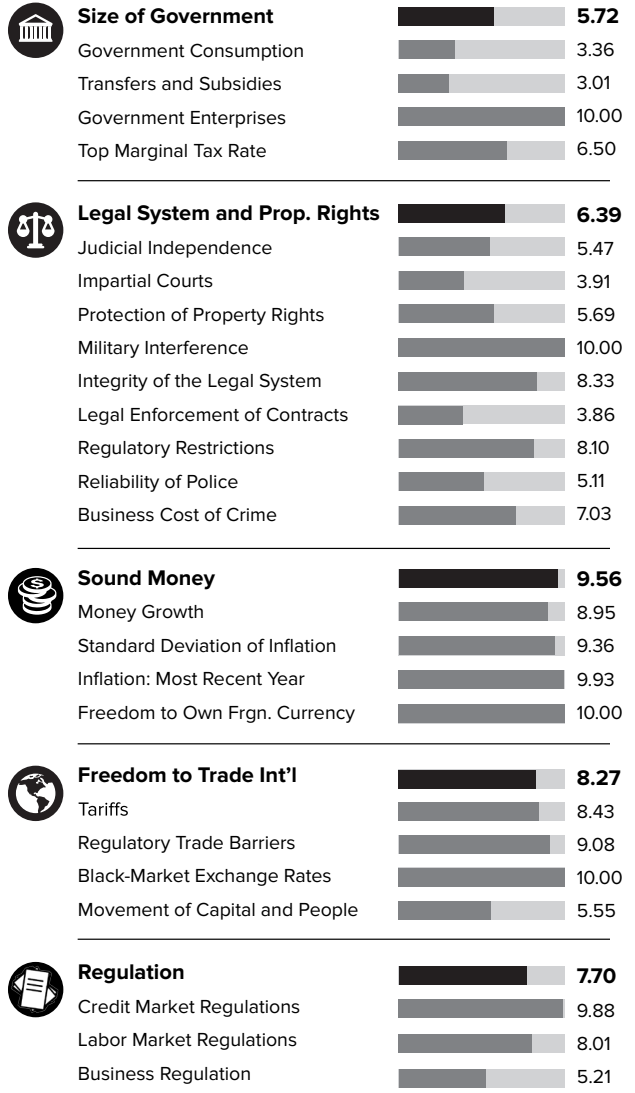
PERSONAL FREEDOM

Ranking **17/159** | Score **9.16/10**

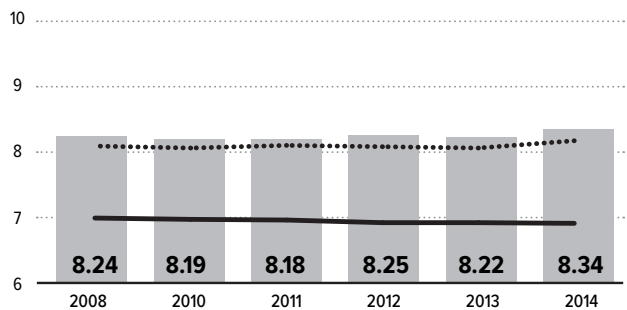


ECONOMIC FREEDOM

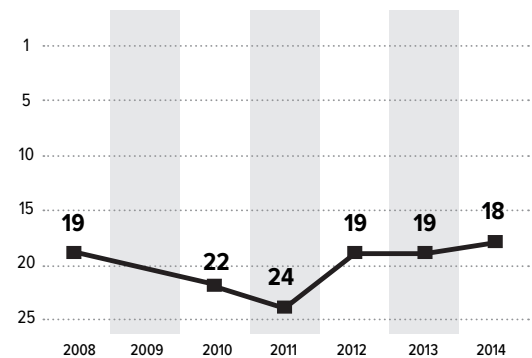
Ranking **31/159** | Score **7.53/10**



Human Freedom Score Over Time — World Avg. --- Regional Avg.




Human Freedom Ranking Over Time



DENMARK

NORTHERN EUROPE








































HUMAN FREEDOM

Ranking **5/159** | Score **8.62/10**



































PERSONAL FREEDOM

Ranking **1/159** | Score **9.58/10**

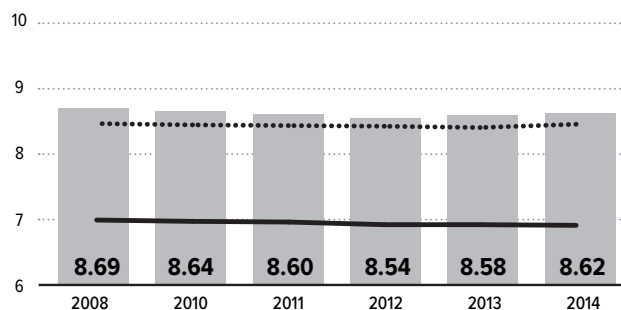
	Rule of Law		8.56
	Procedural Justice		9.01
	Civil Justice		8.29
	Criminal Justice		8.38
	Security and Safety		9.90
	Homicide		9.70
	Disappearance, Conflict, Terrorism		10.00
	Women Security, Safety		10.00
	Movement		10.00
	Freedom of Foreign Movement		10.00
	Freedom of Domestic Movement		10.00
	Women's Freedom of Movement		10.00
	Religion		10.00
	Freedom to Establish Religious Org.		10.00
	Autonomy of Religious Org.		10.00
	Association		10.00
	Freedom of Association		10.00
	Assembly and Demonstration		10.00
	Autonomy of Organizations		10.00
	Freedom to Establish Organizations		10.00
	Expression and Information		9.62
	Press Killings		10.00
	Laws and Reg. that Influence Media		9.33
	Political Pressure, Control Media		8.75
	Freedom of Access to Frgn. Info.		10.00
	State Control over Internet Access		10.00
	Relationship		10.00
	Parental Rights		10.00
	Same-Sex Relationships		10.00
	Divorce		10.00

ECONOMIC FREEDOM

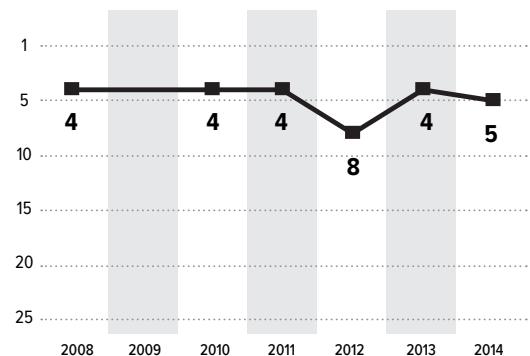
Ranking **21/159** | Score **7.67/10**

	Size of Government		3.81
	Government Consumption		1.36
	Transfers and Subsidies		4.39
	Government Enterprises		7.00
	Top Marginal Tax Rate		2.50
	Legal System and Prop. Rights		8.20
	Judicial Independence		8.80
	Impartial Courts		5.97
	Protection of Property Rights		7.89
	Military Interference		10.00
	Integrity of the Legal System		10.00
	Legal Enforcement of Contracts		5.96
	Regulatory Restrictions		9.73
	Reliability of Police		8.40
	Business Cost of Crime		7.08
	Sound Money		9.71
	Money Growth		9.48
	Standard Deviation of Inflation		9.47
	Inflation: Most Recent Year		9.89
	Freedom to Own Frgn. Currency		10.00
	Freedom to Trade Int'l		8.51
	Tariffs		8.43
	Regulatory Trade Barriers		8.66
	Black-Market Exchange Rates		10.00
	Movement of Capital and People		6.96
	Regulation		8.12
	Credit Market Regulations		10.00
	Labor Market Regulations		7.47
	Business Regulation		6.90

Human Freedom Score Over Time — World Avg. --- Regional Avg.



Human Freedom Ranking Over Time



DOMINICAN REPUBLIC


CENTRAL AMERICA, MEXICO & THE CARIBBEAN

HUMAN FREEDOM

Ranking **63/159** | Score **7.16/10**

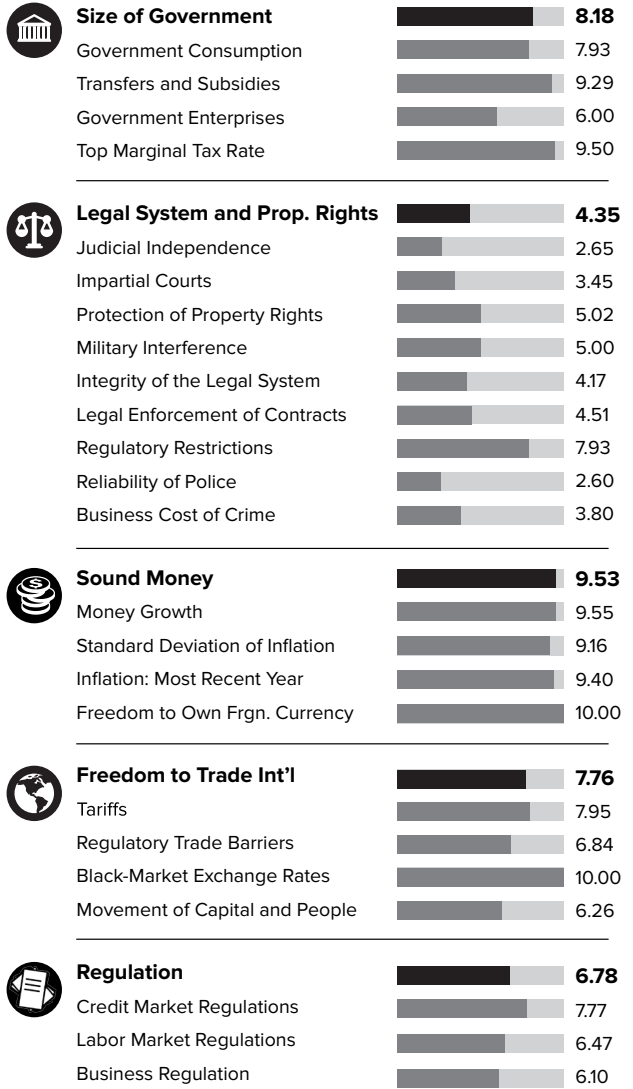
PERSONAL FREEDOM

Ranking **79/159** | Score **6.99/10**

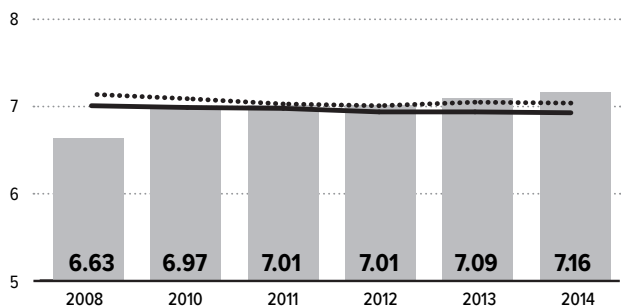


ECONOMIC FREEDOM

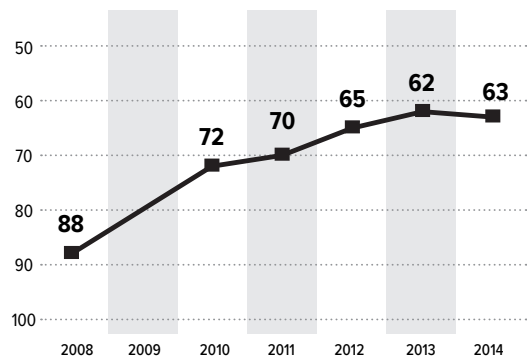
Ranking **55/159** | Score **7.32/10**



Human Freedom Score Over Time — World Avg. --- Regional Avg.



Human Freedom Ranking Over Time



EAST TIMOR

SOUTH EAST ASIA



HUMAN FREEDOM

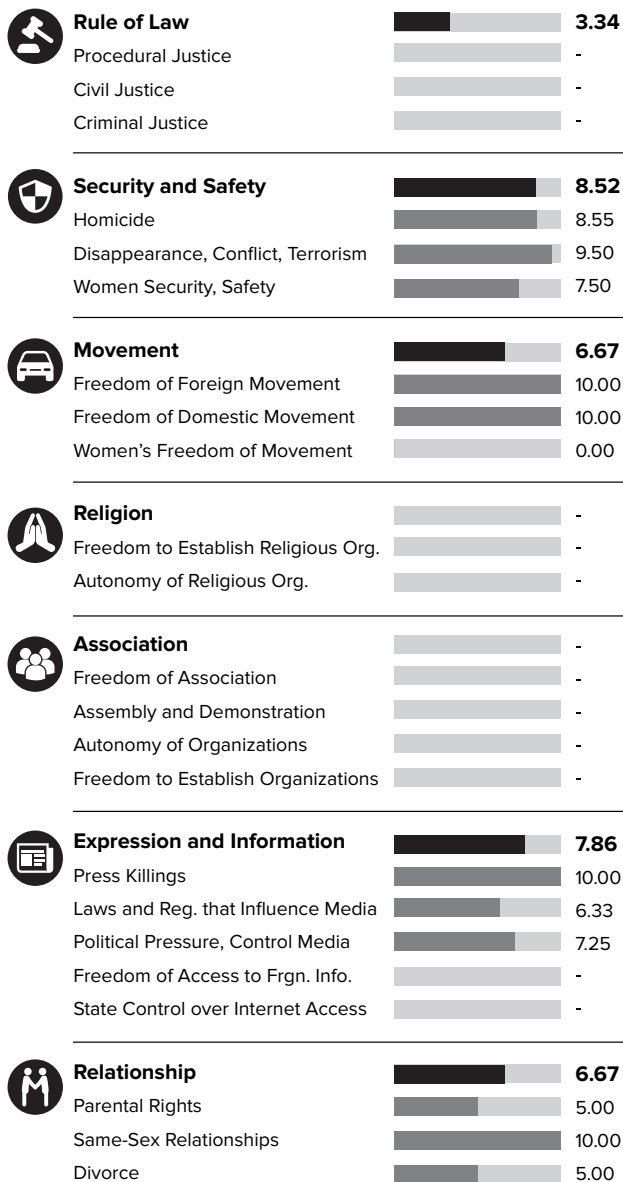
Ranking
120/159

Score
6.32/10

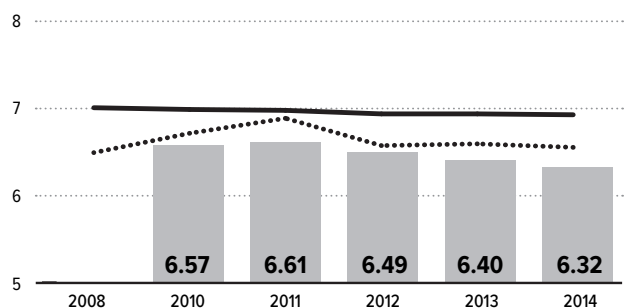
PERSONAL FREEDOM

Ranking
98/159

Score
6.50/10



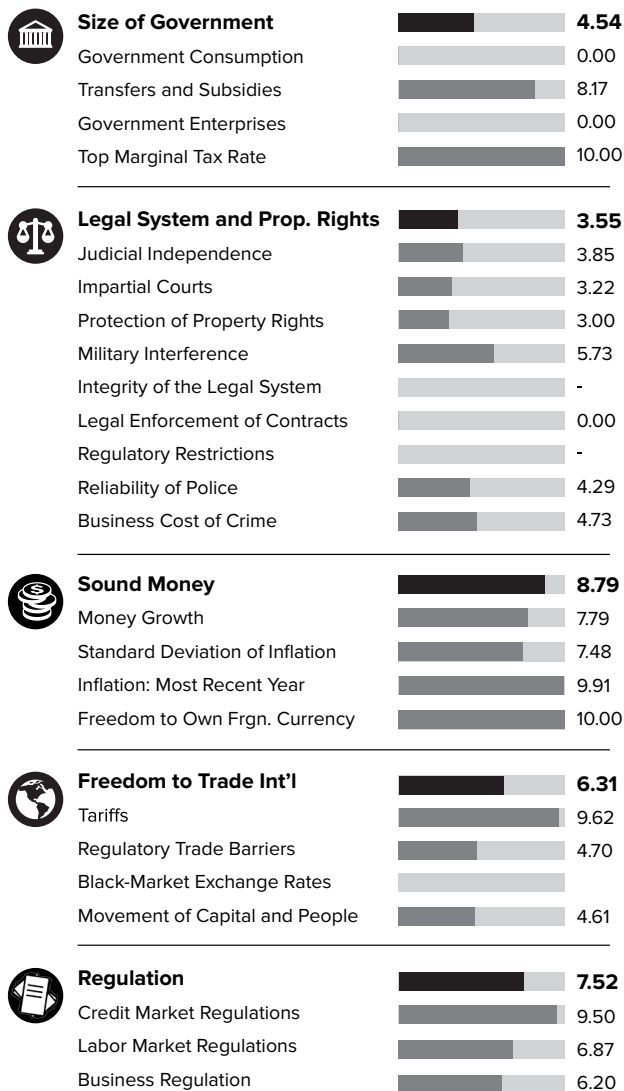
Human Freedom Score Over Time — World Avg. --- Regional Avg.



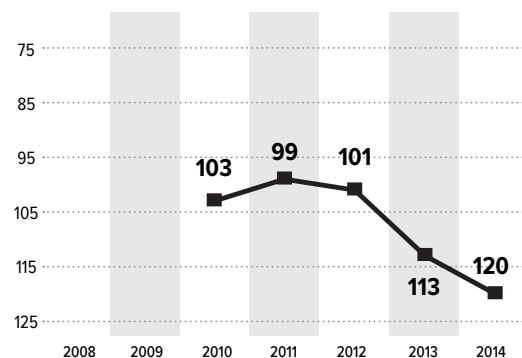
ECONOMIC FREEDOM

Ranking
127/159

Score
6.14/10




Human Freedom Ranking Over Time



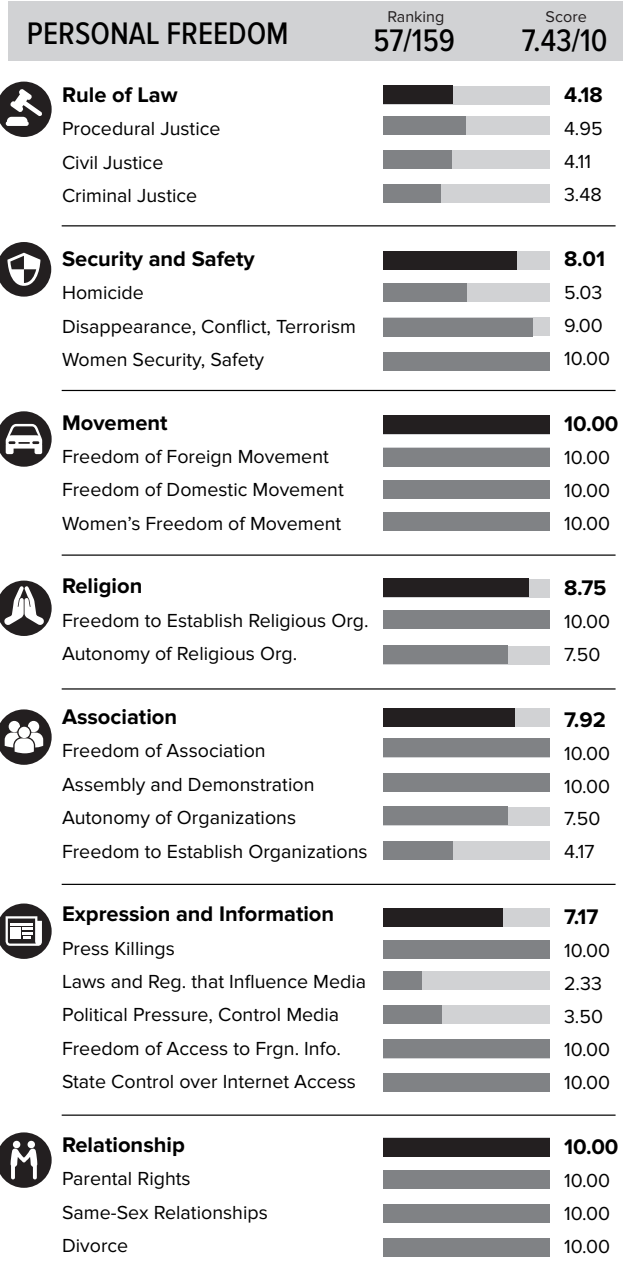
ECUADOR

SOUTH AMERICA

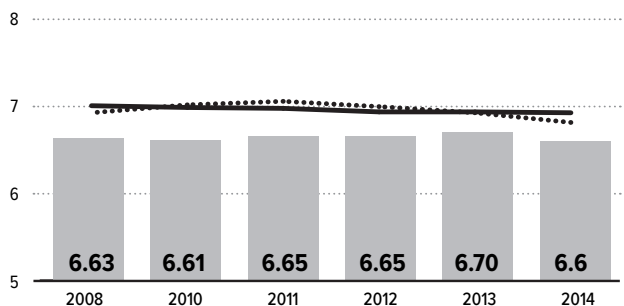


HUMAN FREEDOM

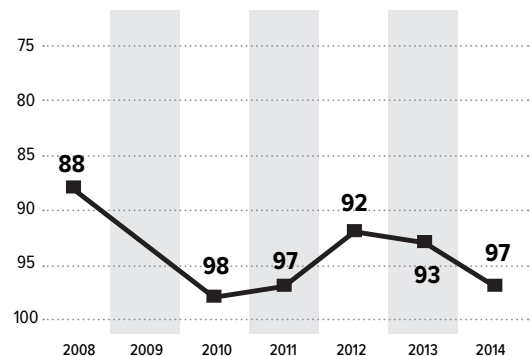
Ranking **97/159** | Score **6.60/10**



Human Freedom Score Over Time — World Avg. - - - Regional Avg.



Human Freedom Ranking Over Time



EGYPT

MIDDLE EAST & NORTH AFRICA

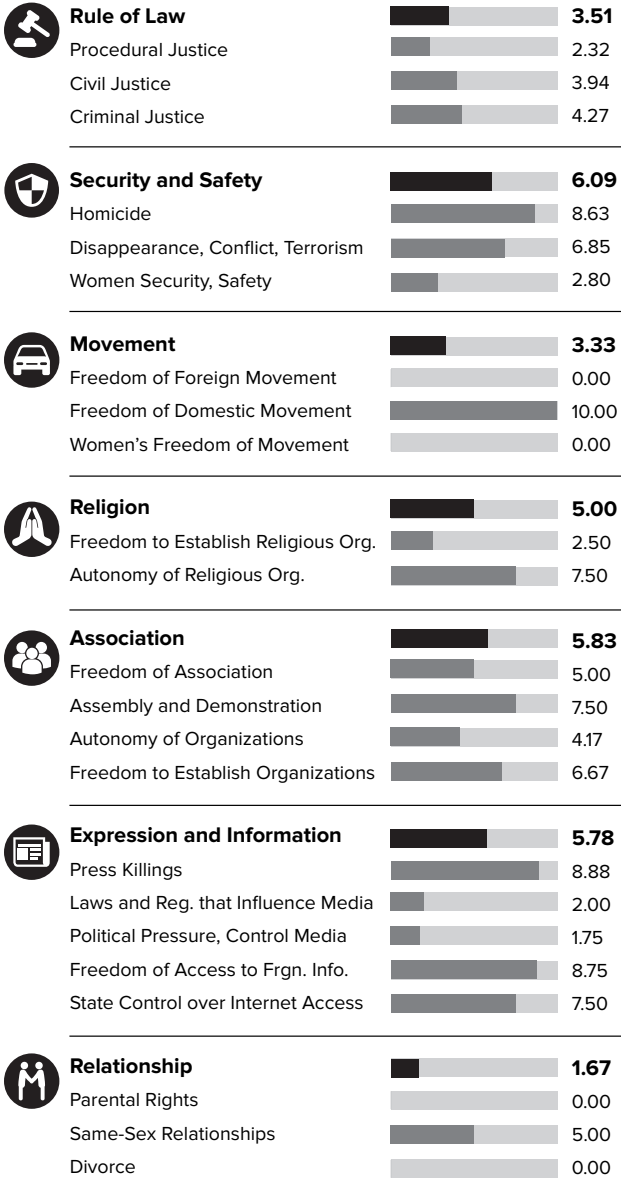


HUMAN FREEDOM

Ranking **144/159** | Score **5.31/10**

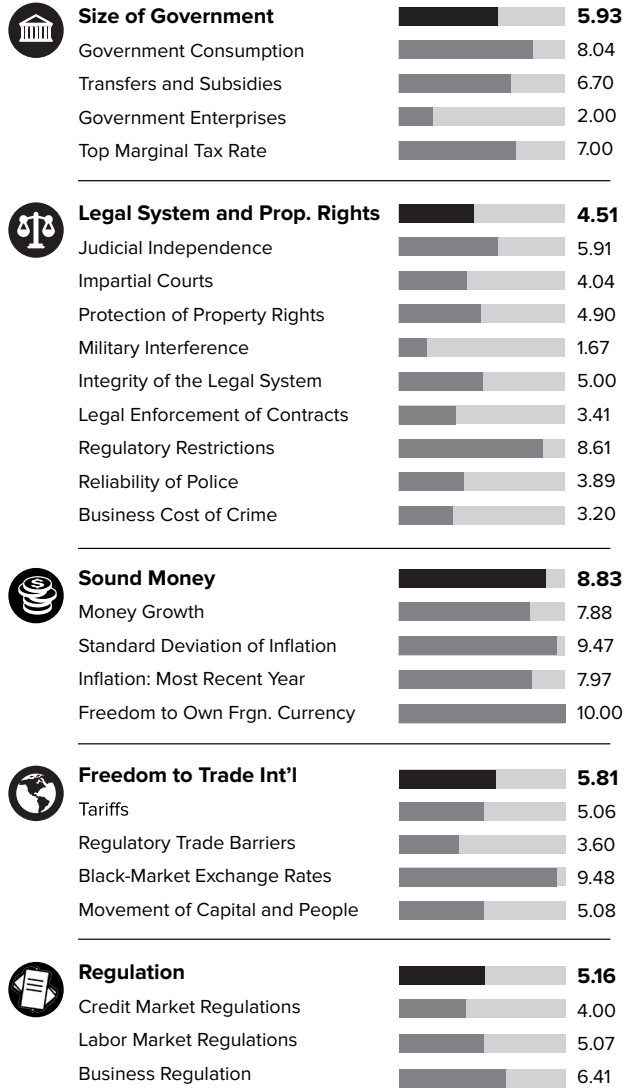
PERSONAL FREEDOM

Ranking **152/159** | Score **4.56/10**

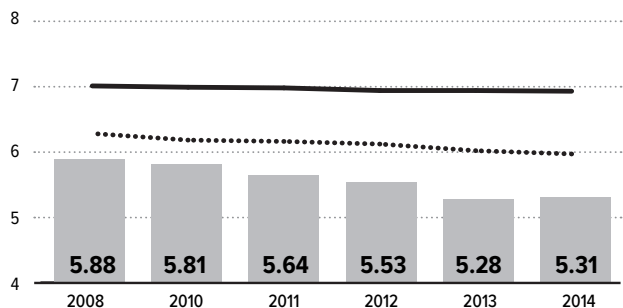


ECONOMIC FREEDOM

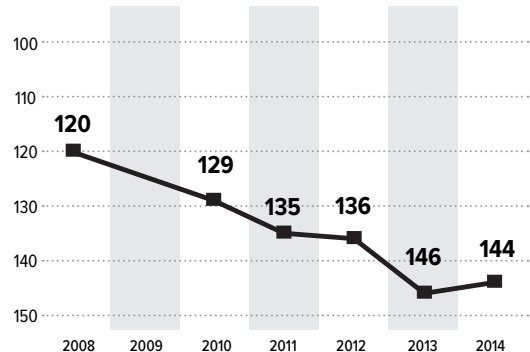
Ranking **129/159** | Score **6.05/10**



Human Freedom Score Over Time — World Avg. Regional Avg.



Human Freedom Ranking Over Time



EL SALVADOR

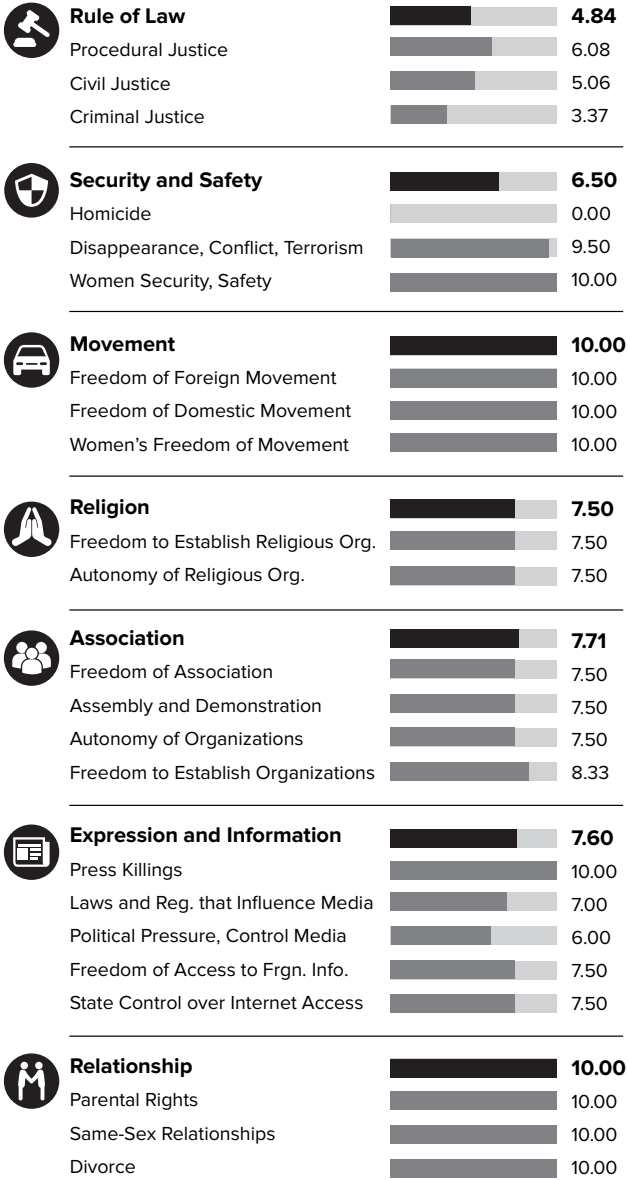
CENTRAL AMERICA, MEXICO & THE CARIBBEAN

HUMAN FREEDOM

Ranking **58/159** | Score **7.62/10**

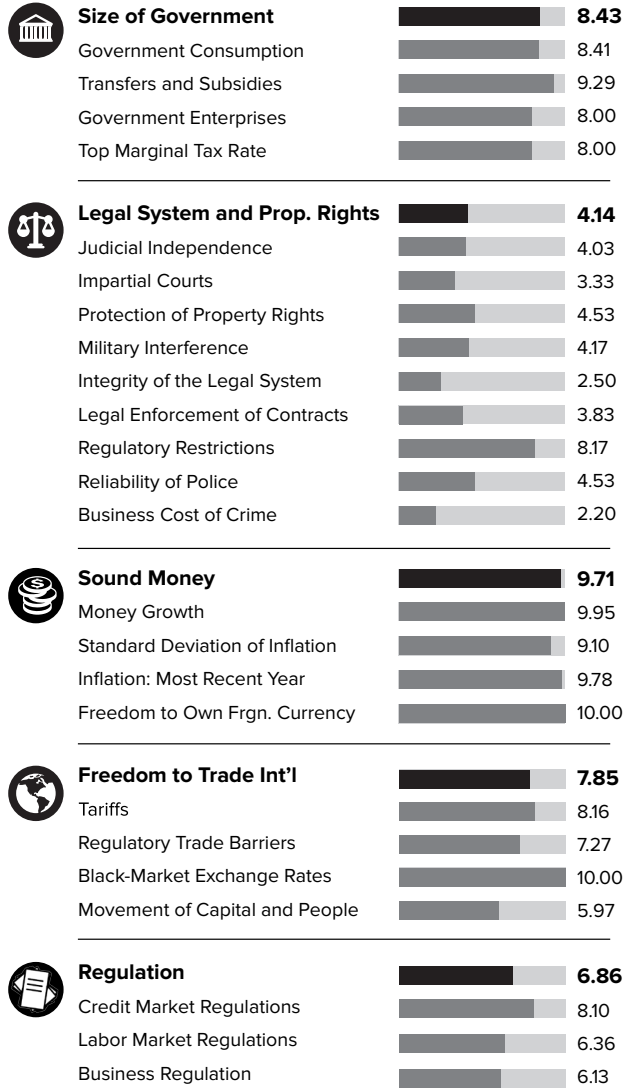
PERSONAL FREEDOM

Ranking **74/159** | Score **7.12/10**

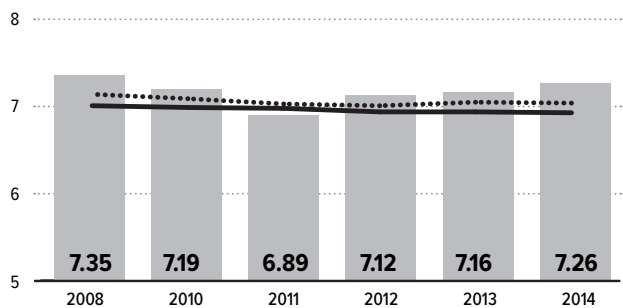


ECONOMIC FREEDOM

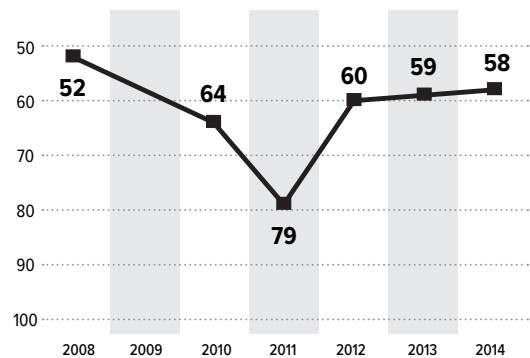
Ranking **42/159** | Score **7.40/10**



Human Freedom Score Over Time — World Avg. Regional Avg.



Human Freedom Ranking Over Time



ESTONIA

CENTRAL EUROPE & BALTICS

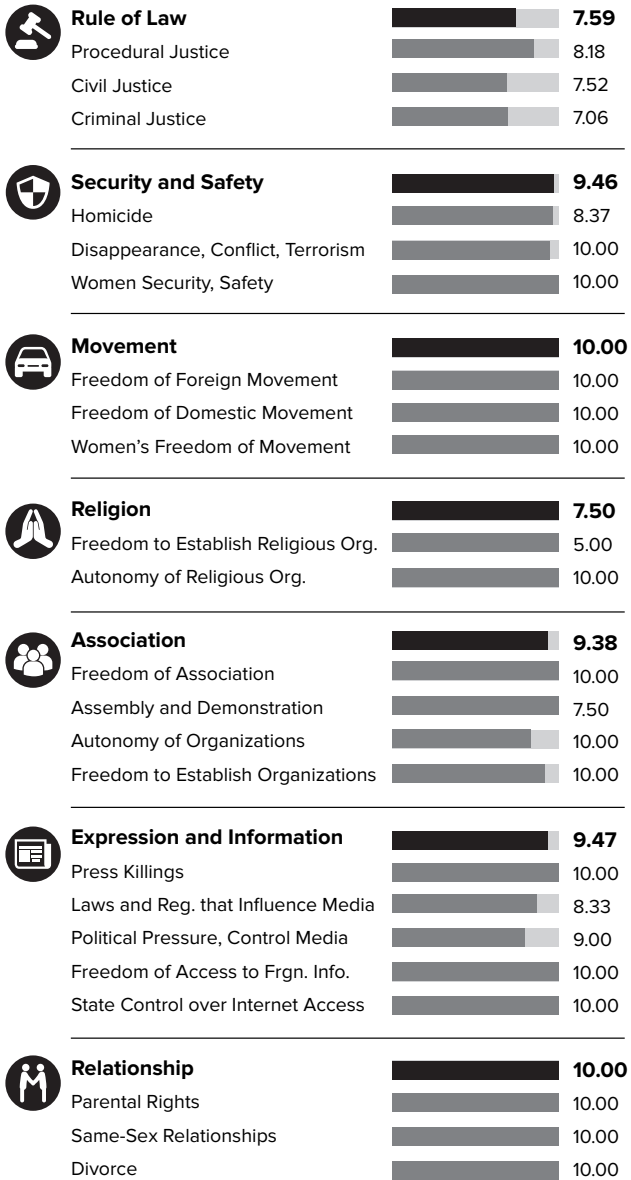


HUMAN FREEDOM

Ranking **21/159** | Score **8.30/10**


PERSONAL FREEDOM

Ranking **25/159** | Score **8.89/10**

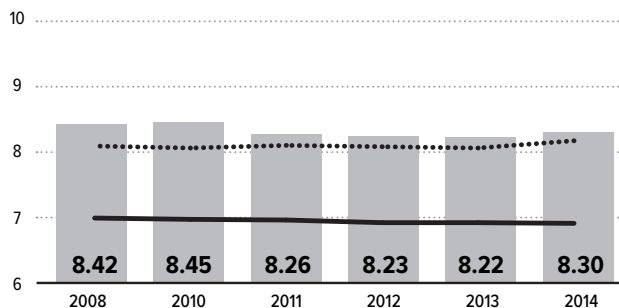


ECONOMIC FREEDOM

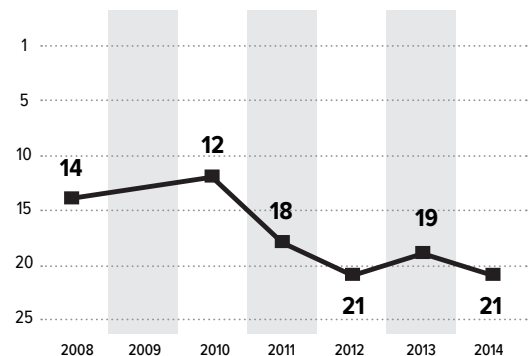
Ranking **19/159** | Score **7.70/10**



Human Freedom Score Over Time — World Avg. --- Regional Avg.



Human Freedom Ranking Over Time



ETHIOPIA

SUB-SAHARAN AFRICA








































HUMAN FREEDOM

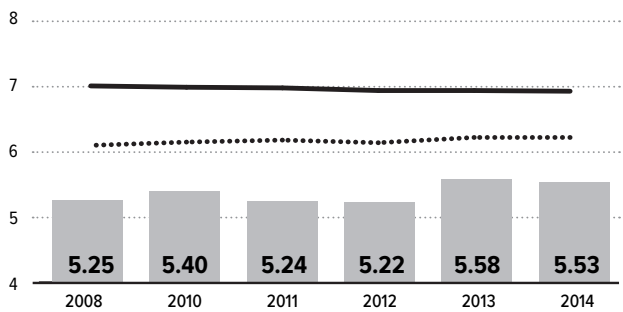
Ranking **142/159** | Score **5.53/10**

PERSONAL FREEDOM

Ranking **134/159** | Score **5.46/10**



































	Rule of Law		3.26
	Procedural Justice		2.33
	Civil Justice		3.58
	Criminal Justice		3.88
	Security and Safety		6.87
	Homicide		6.78
	Disappearance, Conflict, Terrorism		7.97
	Women Security, Safety		5.87
	Movement		8.33
	Freedom of Foreign Movement		5.00
	Freedom of Domestic Movement		10.00
	Women's Freedom of Movement		10.00
	Religion		5.00
	Freedom to Establish Religious Org.		2.50
	Autonomy of Religious Org.		7.50
	Association		3.96
	Freedom of Association		5.00
	Assembly and Demonstration		2.50
	Autonomy of Organizations		5.83
	Freedom to Establish Organizations		2.50
	Expression and Information		5.33
	Press Killings		10.00
	Laws and Reg. that Influence Media		0.67
	Political Pressure, Control Media		1.00
	Freedom of Access to Frgn. Info.		7.50
	State Control over Internet Access		7.50
	Relationship		6.67
	Parental Rights		10.00
	Same-Sex Relationships		0.00
	Divorce		10.00

Human Freedom Score Over Time — World Avg. --- Regional Avg.

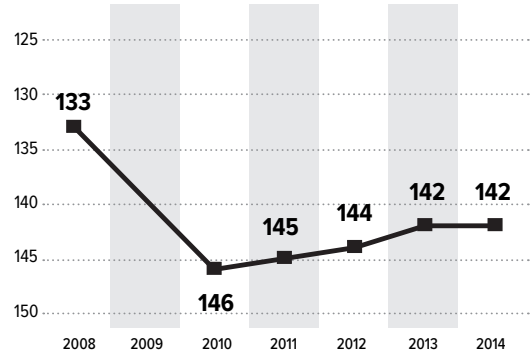


ECONOMIC FREEDOM

Ranking **145/159** | Score **5.60/10**


	Size of Government		6.11
	Government Consumption		8.34
	Transfers and Subsidies		9.11
	Government Enterprises		2.00
	Top Marginal Tax Rate		5.00
	Legal System and Prop. Rights		4.96
	Judicial Independence		3.94
	Impartial Courts		4.03
	Protection of Property Rights		4.55
	Military Interference		1.67
	Integrity of the Legal System		7.50
	Legal Enforcement of Contracts		5.55
	Regulatory Restrictions		7.01
	Reliability of Police		4.63
	Business Cost of Crime		5.79
	Sound Money		5.47
	Money Growth		8.66
	Standard Deviation of Inflation		4.69
	Inflation: Most Recent Year		8.52
	Freedom to Own Frgn. Currency		0.00
	Freedom to Trade Int'l		4.97
	Tariffs		5.22
	Regulatory Trade Barriers		2.89
	Black-Market Exchange Rates		10.00
	Movement of Capital and People		1.77
	Regulation		6.50
	Credit Market Regulations		5.67
	Labor Market Regulations		7.58
	Business Regulation		6.25

Human Freedom Ranking Over Time



FIJI

AUSTRALIA & OCEANIA

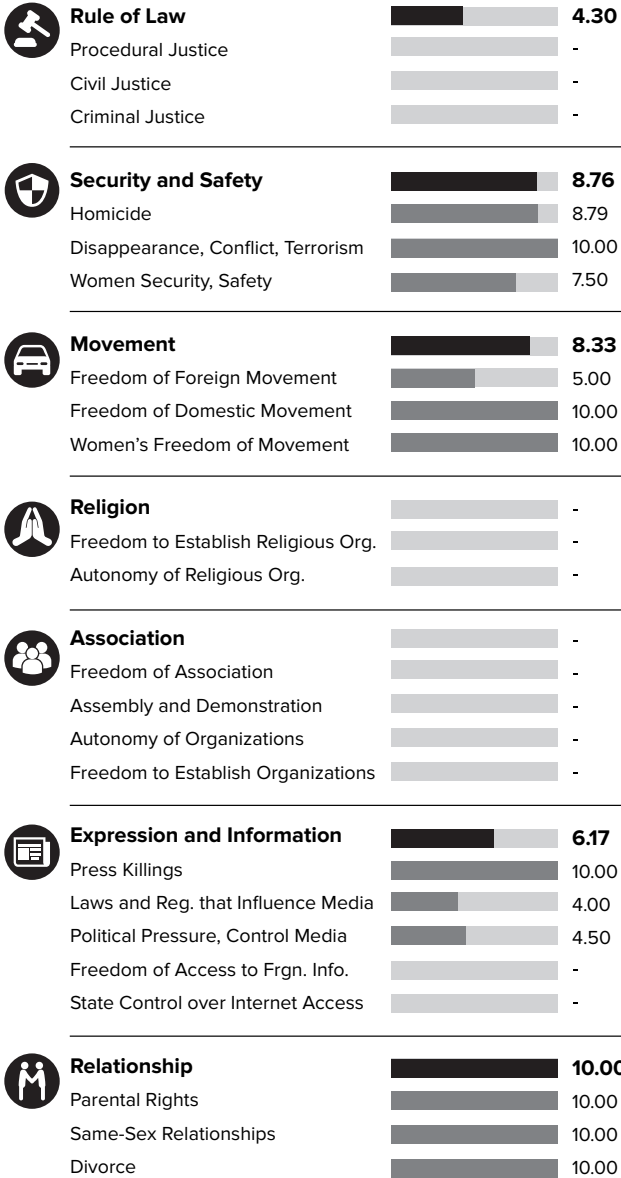


HUMAN FREEDOM

Ranking **61/159** | Score **7.17/10**

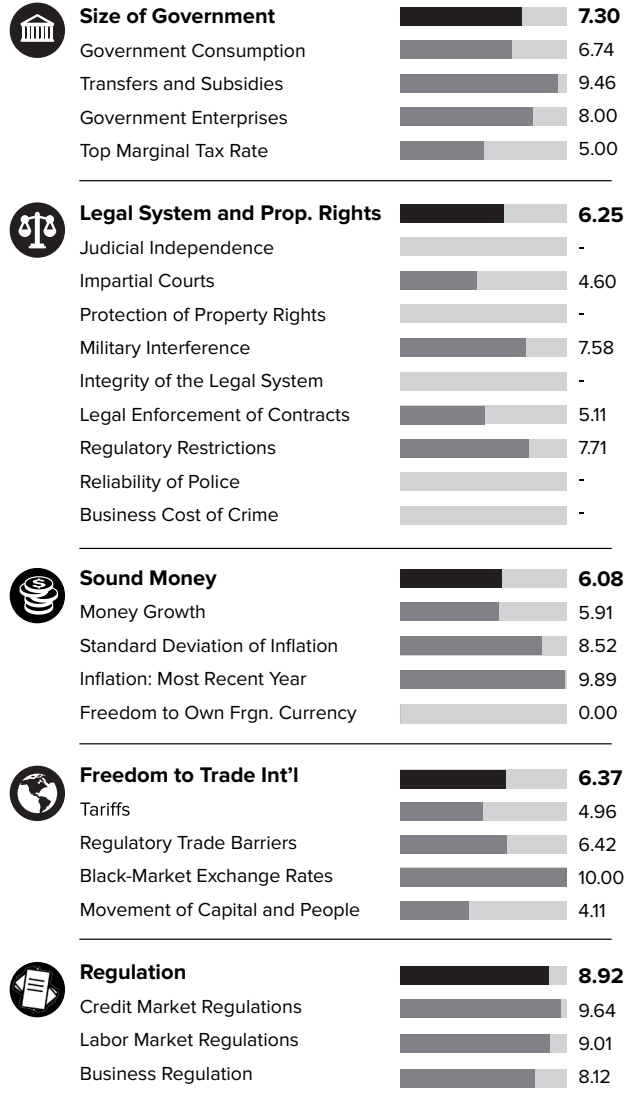
PERSONAL FREEDOM

Ranking **62/159** | Score **7.35/10**

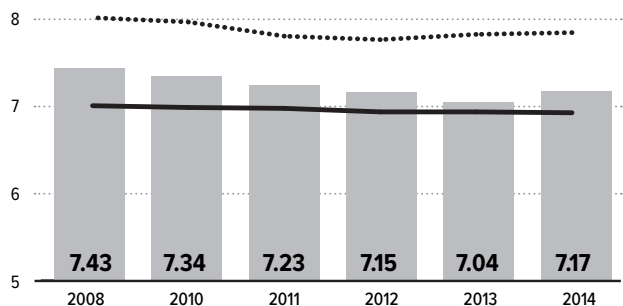


ECONOMIC FREEDOM

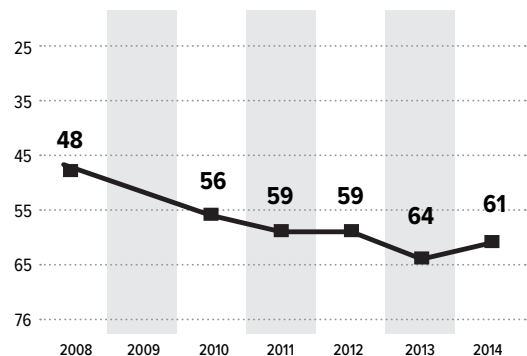
Ranking **82/159** | Score **6.99/10**



Human Freedom Score Over Time — World Avg. Regional Avg.




Human Freedom Ranking Over Time



FINLAND

NORTHERN EUROPE

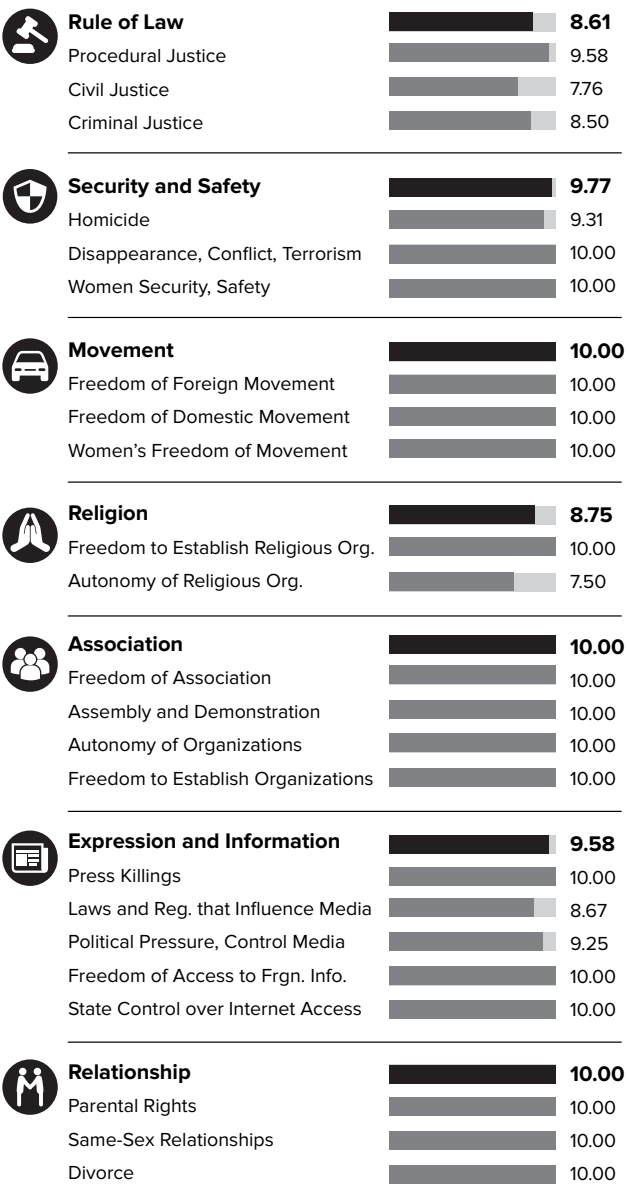


HUMAN FREEDOM

Ranking **9/159** | Score **8.55/10**

PERSONAL FREEDOM

Ranking **6/159** | Score **9.43/10**

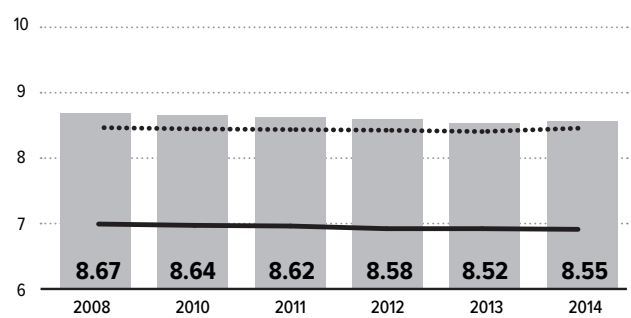


ECONOMIC FREEDOM

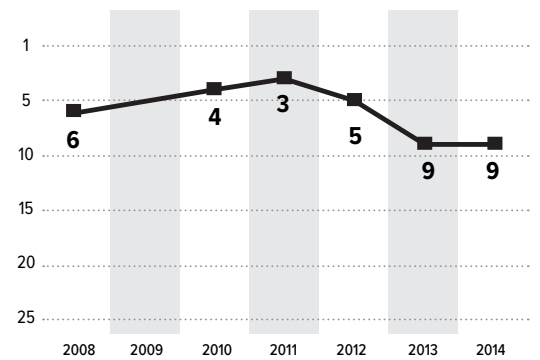
Ranking **20/159** | Score **7.68/10**



Human Freedom Score Over Time — World Avg. --- Regional Avg.




Human Freedom Ranking Over Time



FRANCE

WESTERN EUROPE

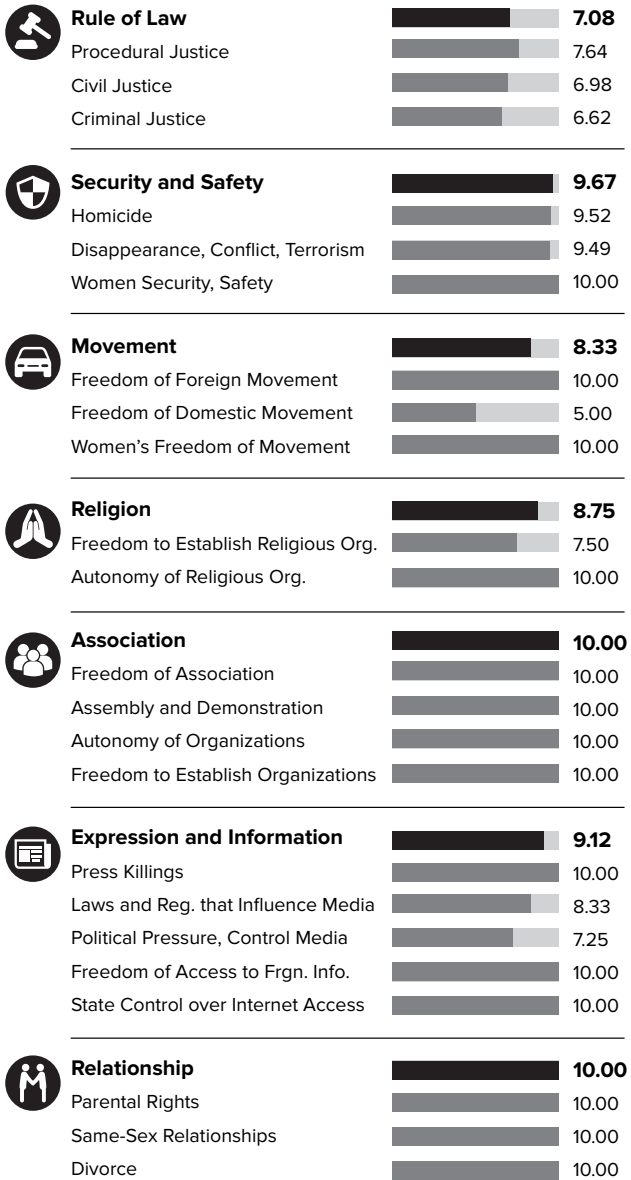


HUMAN FREEDOM

Ranking **31/159** | Score **8.05/10**

PERSONAL FREEDOM

Ranking **27/159** | Score **8.81/10**

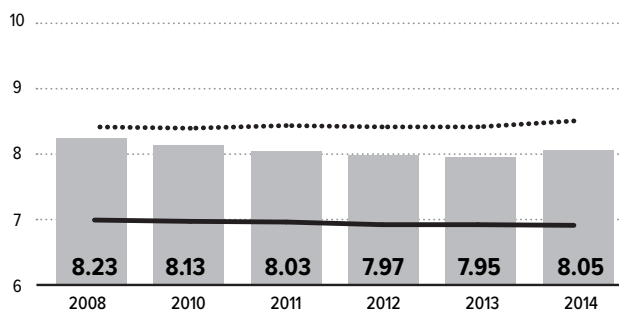


ECONOMIC FREEDOM

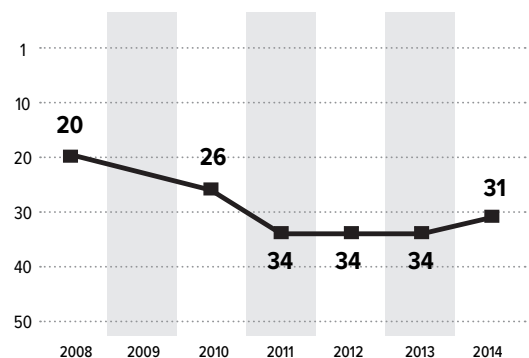
Ranking **57/159** | Score **7.30/10**



Human Freedom Score Over Time — World Avg. - - - Regional Avg.



Human Freedom Ranking Over Time



GABON

SUB-SAHARAN AFRICA

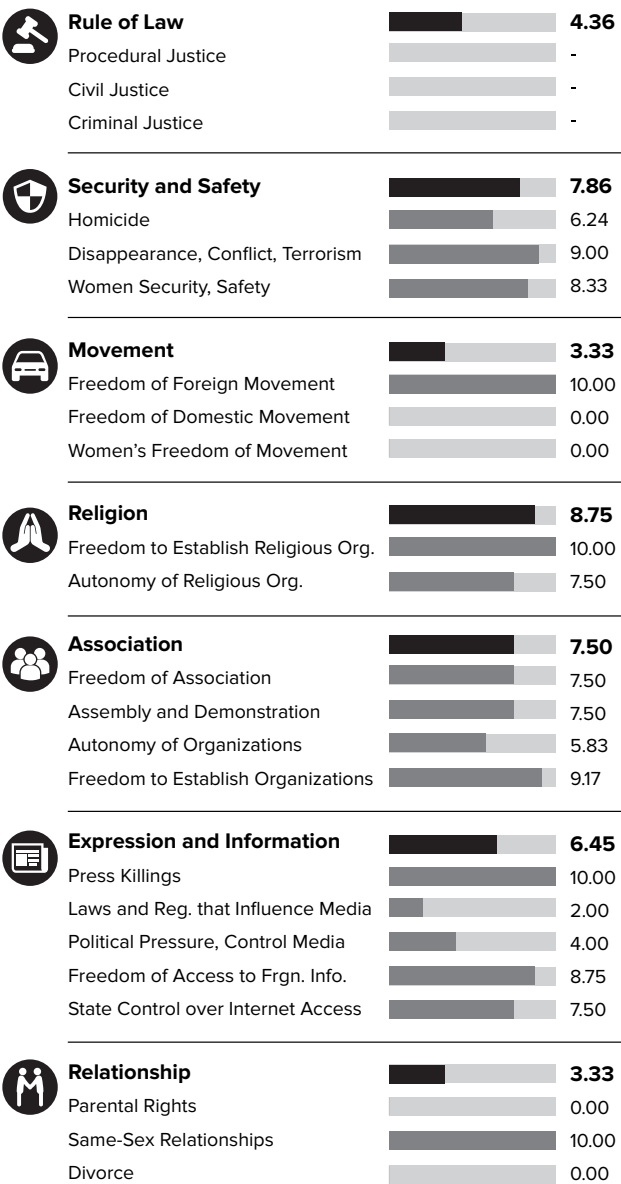


HUMAN FREEDOM

Ranking **135/159** | Score **5.85/10**

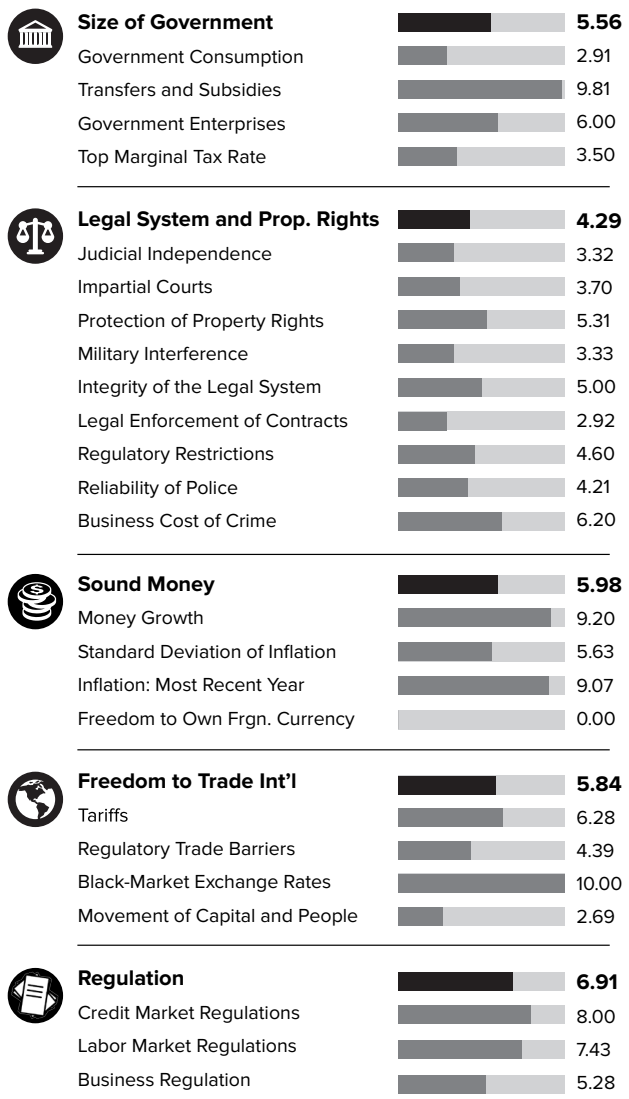
PERSONAL FREEDOM

Ranking **119/159** | Score **5.99/10**

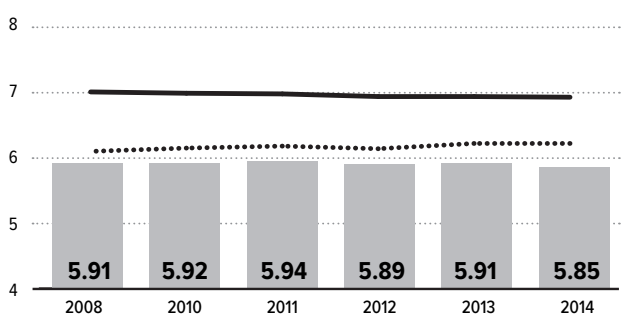


ECONOMIC FREEDOM

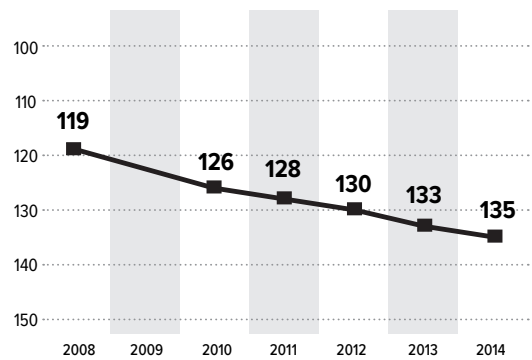
Ranking **143/159** | Score **5.71/10**



Human Freedom Score Over Time — World Avg. - - - Regional Avg.



Human Freedom Ranking Over Time



THE GAMBIA

SUB-SAHARAN AFRICA

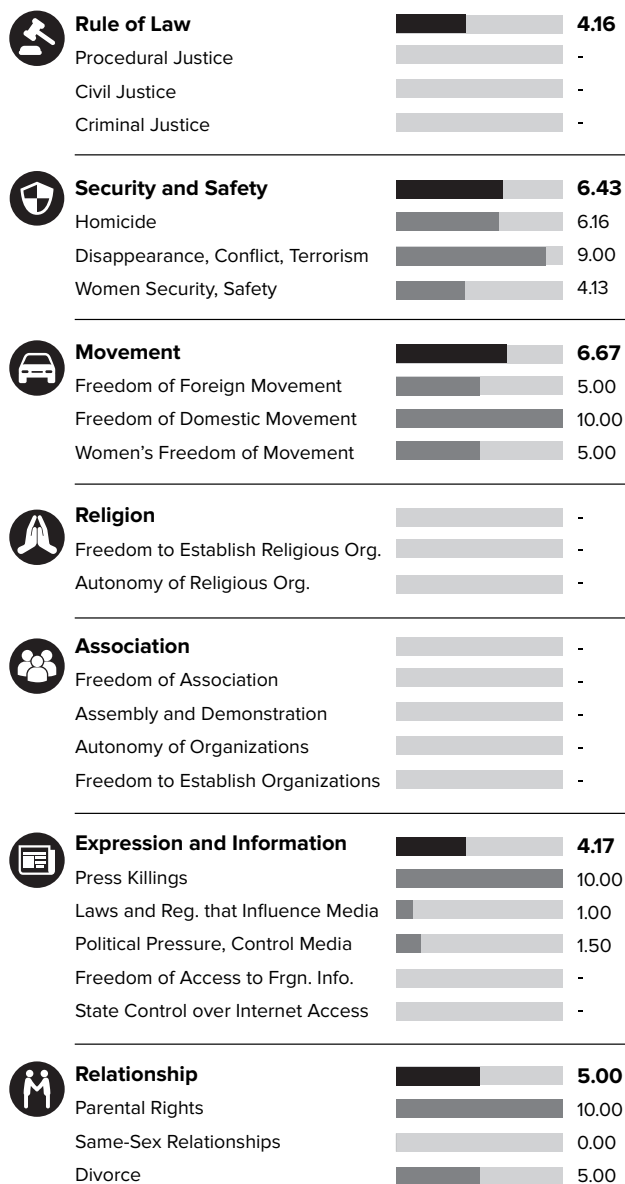


HUMAN FREEDOM

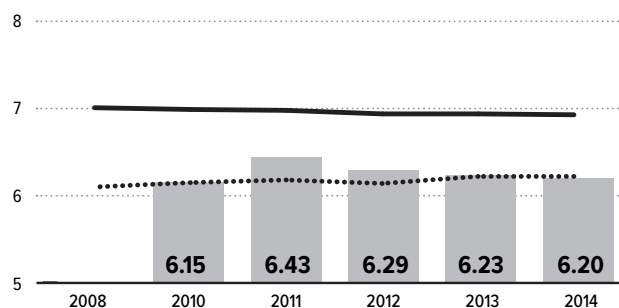
Ranking **125/159** | Score **6.20/10**

PERSONAL FREEDOM

Ranking **128/159** | Score **5.29/10**

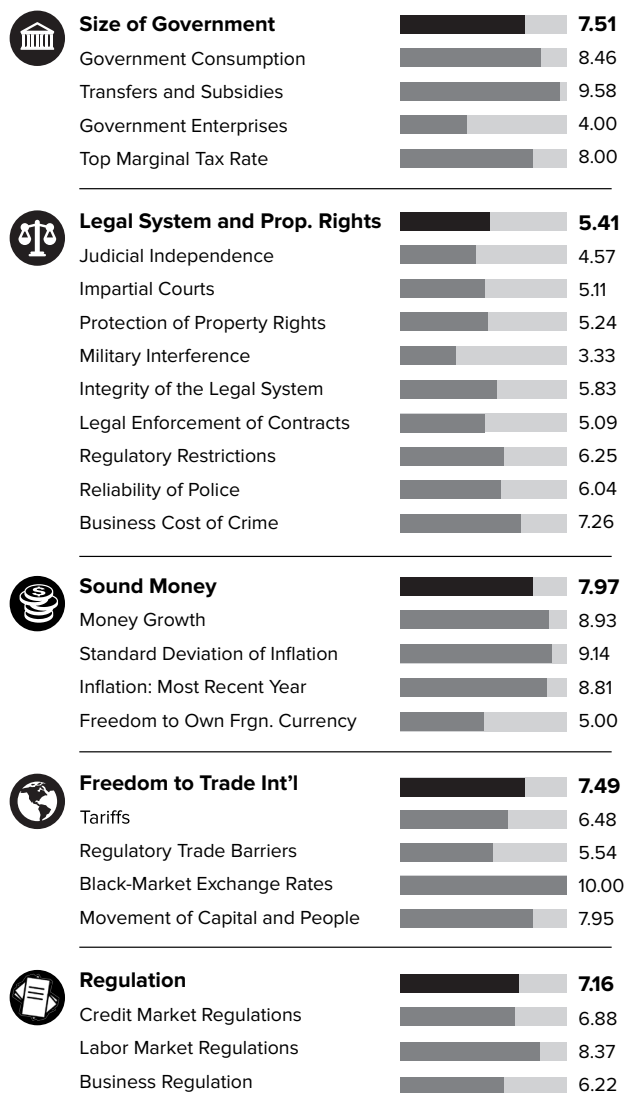


Human Freedom Score Over Time — World Avg. --- Regional Avg.

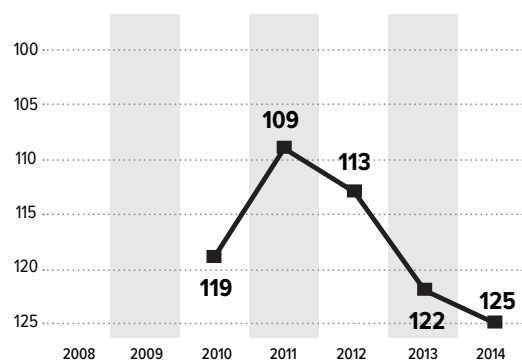


ECONOMIC FREEDOM

Ranking **73/159** | Score **7.11/10**



Human Freedom Ranking Over Time



GEORGIA

CAUCASUS

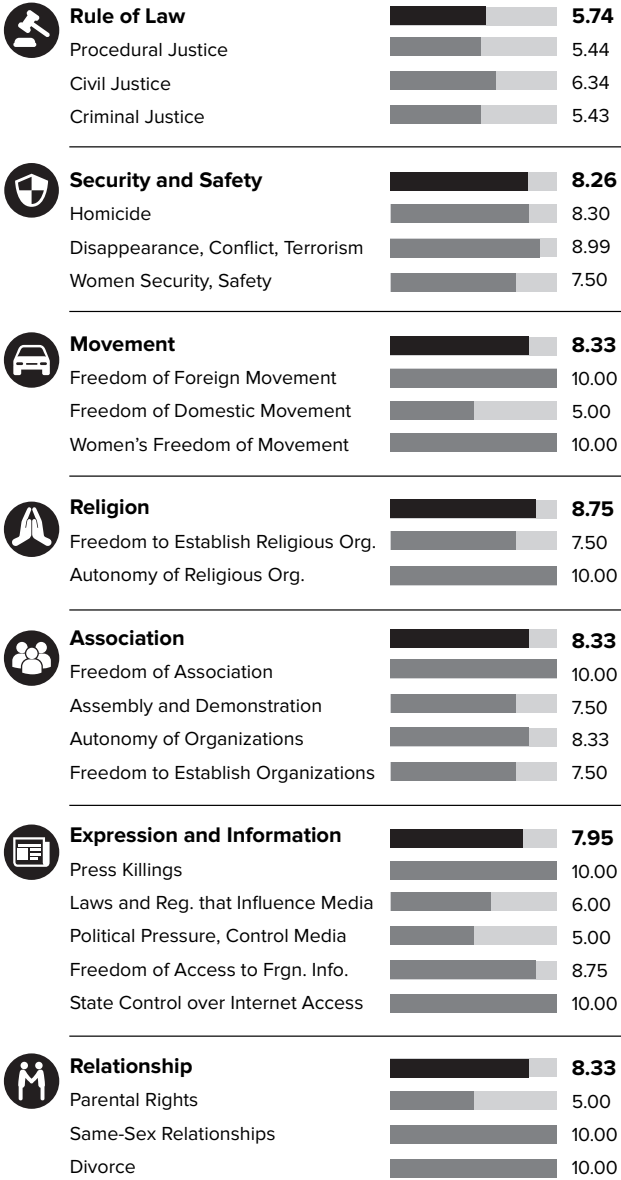


HUMAN FREEDOM

Ranking **43/159** | Score **7.82/10**

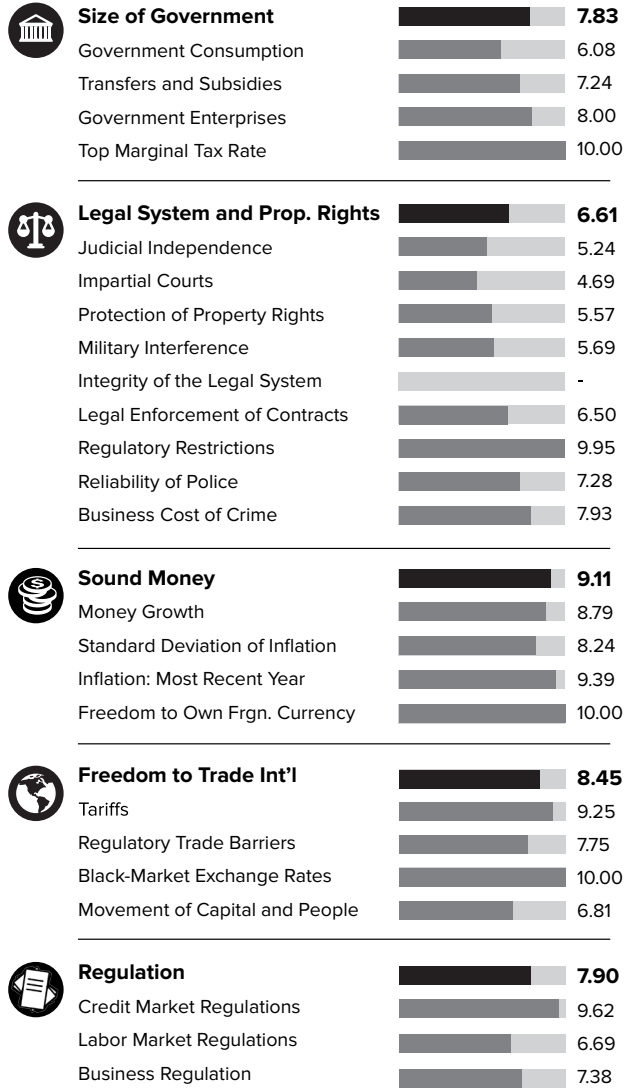
PERSONAL FREEDOM

Ranking **50/159** | Score **7.67/10**

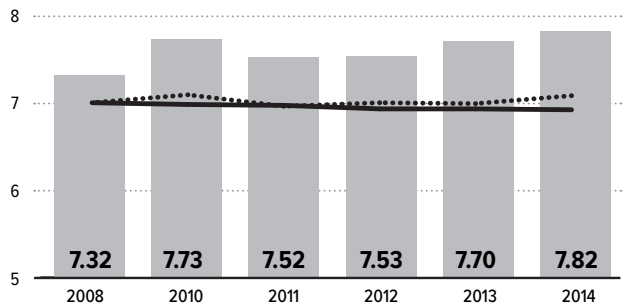


ECONOMIC FREEDOM

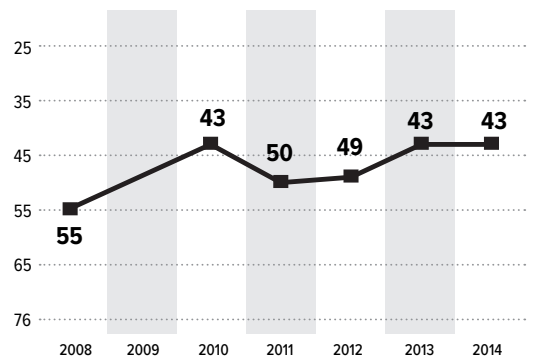
Ranking **5/159** | Score **7.98/10**



Human Freedom Score Over Time — World Avg. Regional Avg.




Human Freedom Ranking Over Time



GERMANY

WESTERN EUROPE

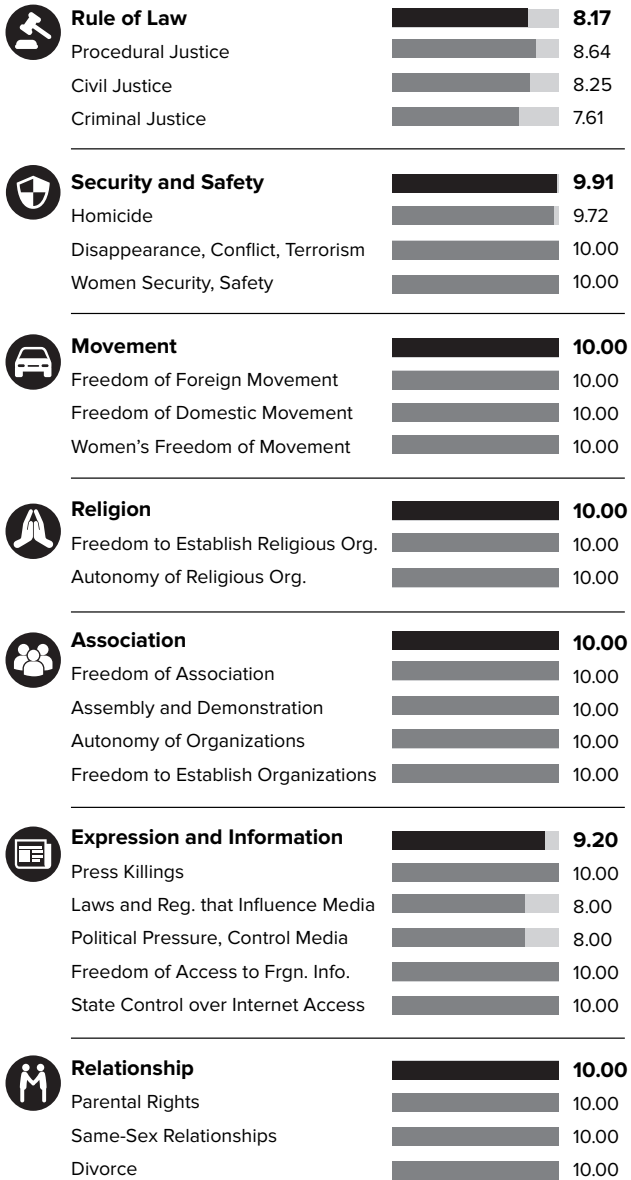


HUMAN FREEDOM

Ranking **13/159** | Score **8.49/10**


PERSONAL FREEDOM

Ranking **5/159** | Score **9.44/10**

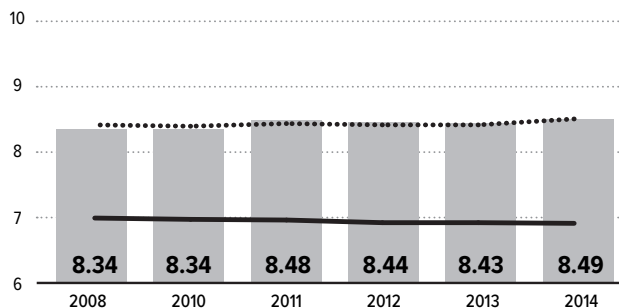


ECONOMIC FREEDOM

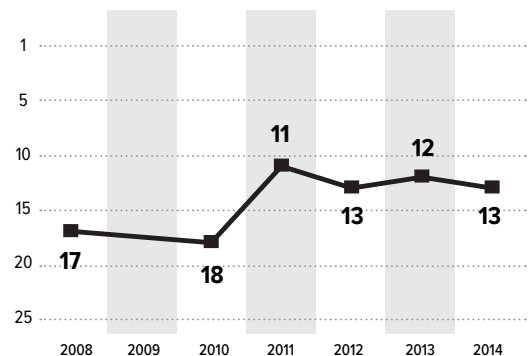
Ranking **30/159** | Score **7.55/10**



Human Freedom Score Over Time — World Avg. --- Regional Avg.



Human Freedom Ranking Over Time



GHANA

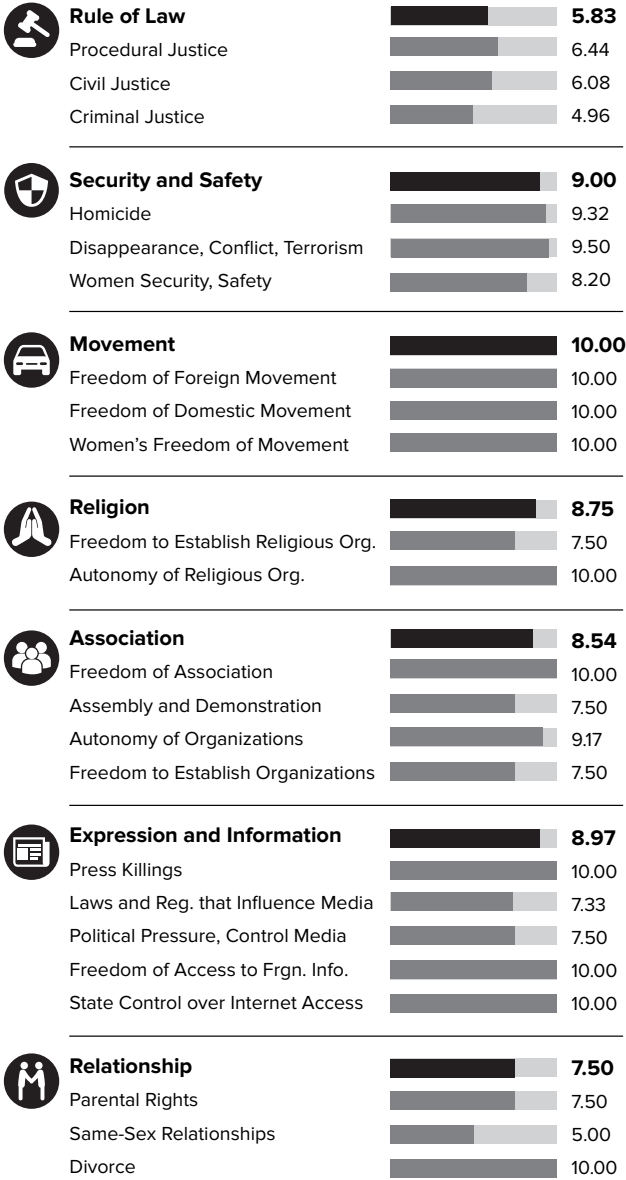
SUB-SAHARAN AFRICA

HUMAN FREEDOM

Ranking **59/159** | Score **7.25/10**

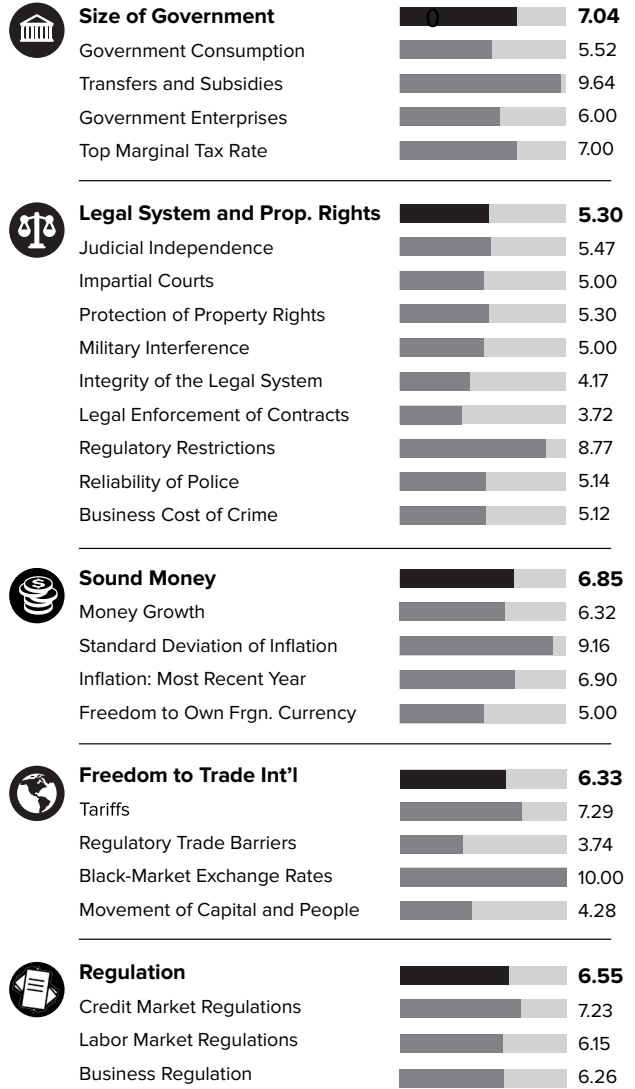
PERSONAL FREEDOM

Ranking **44/159** | Score **8.08/10**

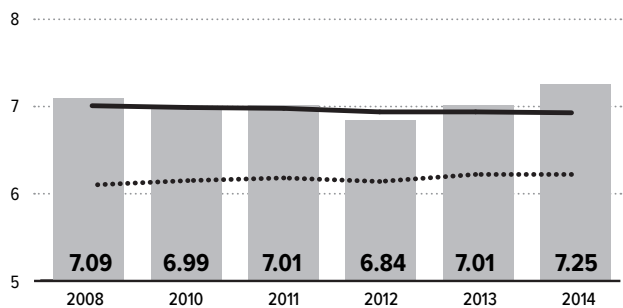


ECONOMIC FREEDOM

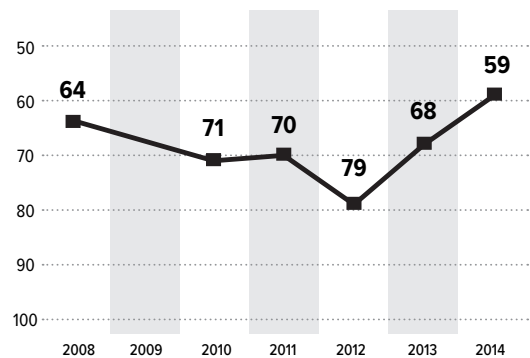
Ranking **120/159** | Score **6.41/10**



Human Freedom Score Over Time — World Avg. Regional Avg.




Human Freedom Ranking Over Time



GREECE

SOUTHERN EUROPE



HUMAN FREEDOM

Ranking **48/159** | Score **7.47/10**

PERSONAL FREEDOM

Ranking **46/159** | Score **8.02/10**

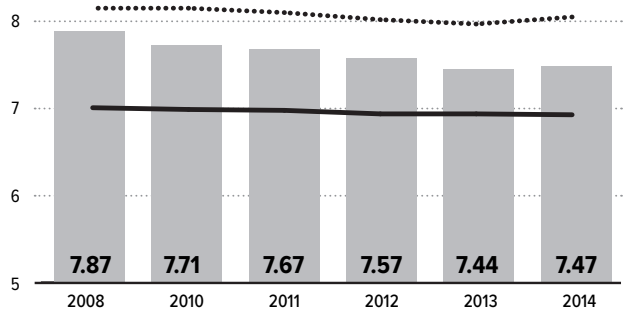
	Rule of Law	5.82
	Procedural Justice	6.63
	Civil Justice	5.91
	Criminal Justice	4.92
	Security and Safety	8.92
	Homicide	9.45
	Disappearance, Conflict, Terrorism	8.99
	Women Security, Safety	8.33
	Movement	10.00
	Freedom of Foreign Movement	10.00
	Freedom of Domestic Movement	10.00
	Women's Freedom of Movement	10.00
	Religion	8.75
	Freedom to Establish Religious Org.	7.50
	Autonomy of Religious Org.	10.00
	Association	10.00
	Freedom of Association	10.00
	Assembly and Demonstration	10.00
	Autonomy of Organizations	10.00
	Freedom to Establish Organizations	10.00
	Expression and Information	7.88
	Press Killings	10.00
	Laws and Reg. that Influence Media	4.67
	Political Pressure, Control Media	4.75
	Freedom of Access to Frgn. Info.	10.00
	State Control over Internet Access	10.00
	Relationship	6.67
	Parental Rights	5.00
	Same-Sex Relationships	10.00
	Divorce	5.00

ECONOMIC FREEDOM

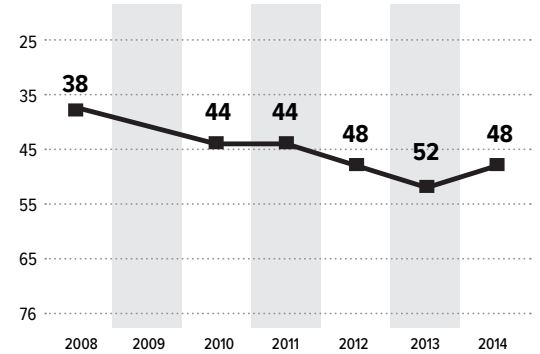
Ranking **86/159** | Score **6.93/10**

	Size of Government	4.66
	Government Consumption	5.28
	Transfers and Subsidies	3.87
	Government Enterprises	7.00
	Top Marginal Tax Rate	2.50
	Legal System and Prop. Rights	5.91
	Judicial Independence	4.68
	Impartial Courts	3.20
	Protection of Property Rights	5.02
	Military Interference	8.33
	Integrity of the Legal System	7.50
	Legal Enforcement of Contracts	4.13
	Regulatory Restrictions	8.01
	Reliability of Police	5.63
	Business Cost of Crime	6.66
	Sound Money	9.70
	Money Growth	9.84
	Standard Deviation of Inflation	9.24
	Inflation: Most Recent Year	9.74
	Freedom to Own Frgn. Currency	10.00
	Freedom to Trade Int'l	7.94
	Tariffs	8.43
	Regulatory Trade Barriers	8.14
	Black-Market Exchange Rates	10.00
	Movement of Capital and People	5.18
	Regulation	6.44
	Credit Market Regulations	8.55
	Labor Market Regulations	4.50
	Business Regulation	6.26

Human Freedom Score Over Time — World Avg. Regional Avg.



Human Freedom Ranking Over Time



GUATEMALA

CENTRAL AMERICA, MEXICO & THE CARIBBEAN



HUMAN FREEDOM

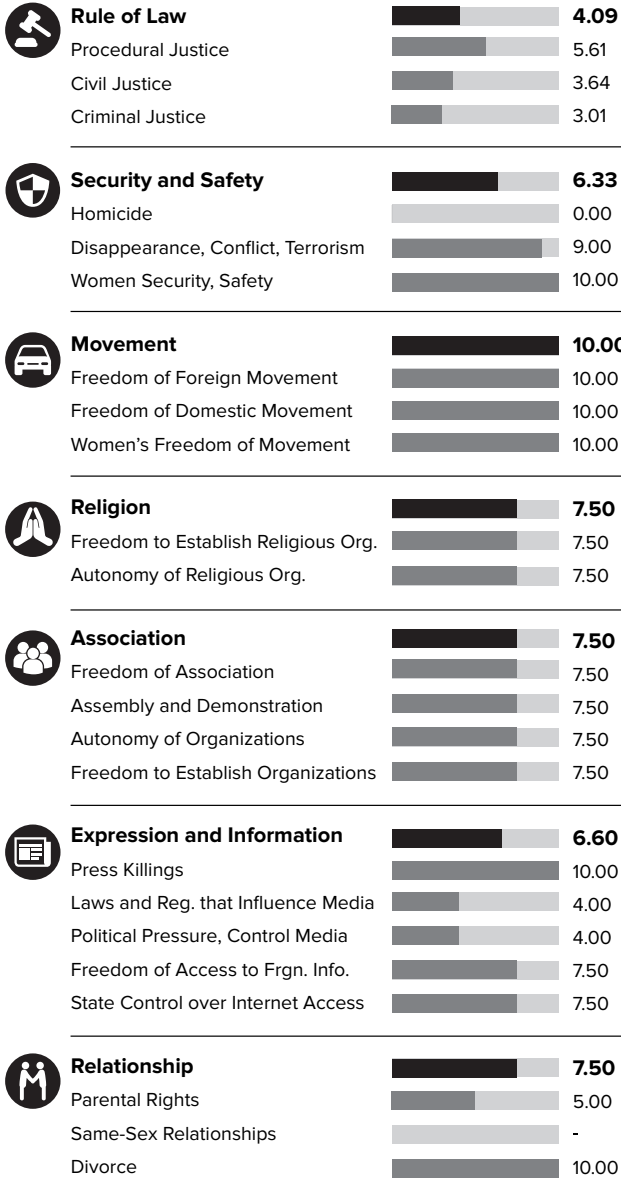
Ranking **68/159**

Score **7.01/10**

PERSONAL FREEDOM

Ranking **97/159**

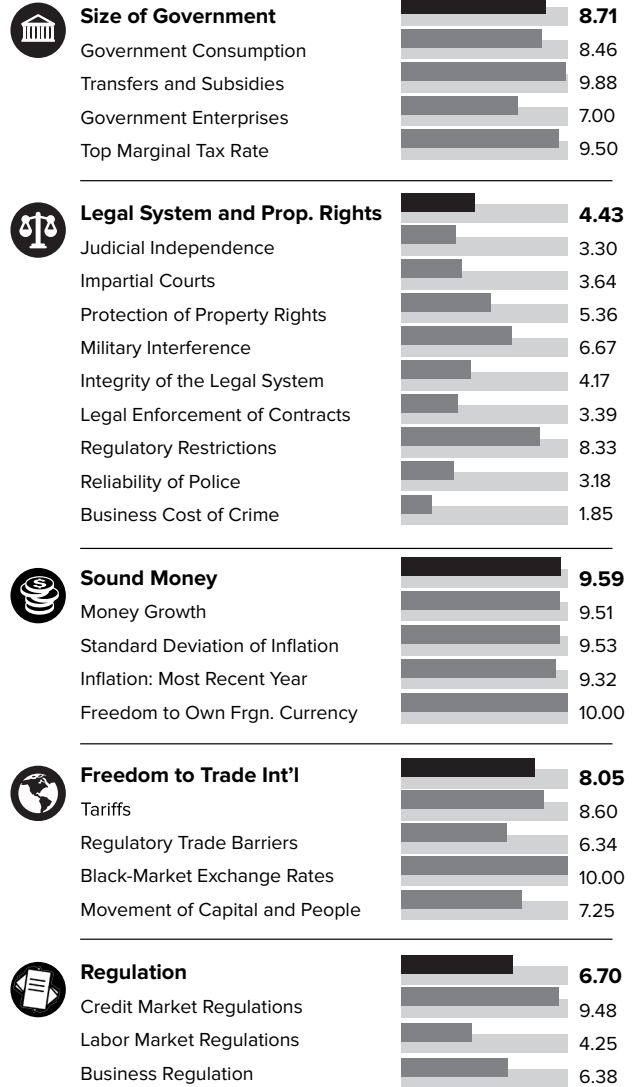
Score **6.52/10**



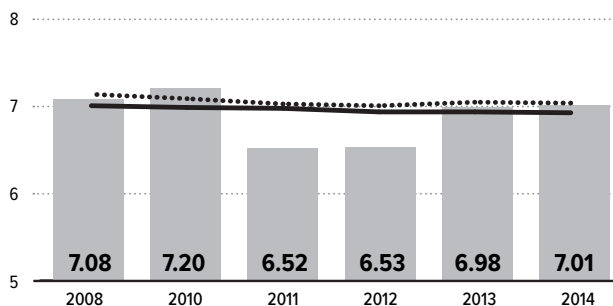
ECONOMIC FREEDOM

Ranking **34/159**

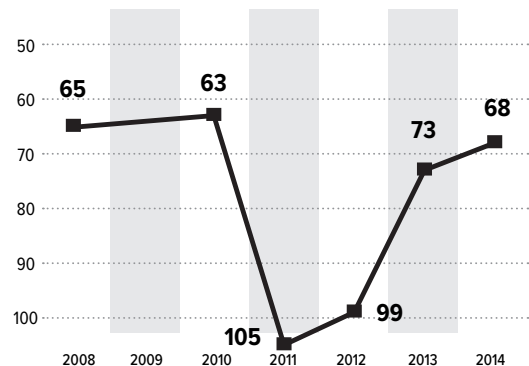
Score **7.50/10**



Human Freedom Score Over Time — World Avg. --- Regional Avg.



Human Freedom Ranking Over Time



GUINEA-BISSAU

SUB-SAHARAN AFRICA








































HUMAN FREEDOM

Ranking **118/159** | Score **6.36/10**



































PERSONAL FREEDOM

Ranking **93/159** | Score **6.63/10**

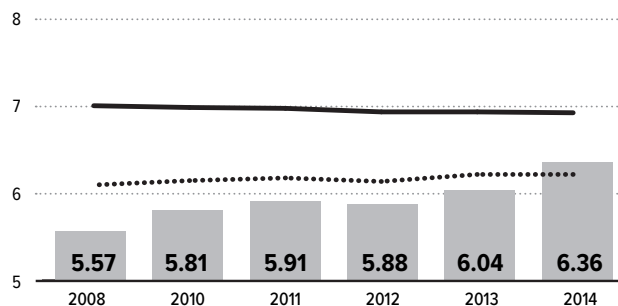
	Rule of Law		3.05
	Procedural Justice		-
	Civil Justice		-
	Criminal Justice		-
	Security and Safety		7.18
	Homicide		5.89
	Disappearance, Conflict, Terrorism		9.00
	Women Security, Safety		6.67
	Movement		10.00
	Freedom of Foreign Movement		10.00
	Freedom of Domestic Movement		10.00
	Women's Freedom of Movement		10.00
	Religion		-
	Freedom to Establish Religious Org.		-
	Autonomy of Religious Org.		-
	Association		-
	Freedom of Association		-
	Assembly and Demonstration		-
	Autonomy of Organizations		-
	Freedom to Establish Organizations		-
	Expression and Information		6.11
	Press Killings		10.00
	Laws and Reg. that Influence Media		4.33
	Political Pressure, Control Media		4.00
	Freedom of Access to Frgn. Info.		-
	State Control over Internet Access		-
	Relationship		8.33
	Parental Rights		5.00
	Same-Sex Relationships		10.00
	Divorce		10.00

ECONOMIC FREEDOM

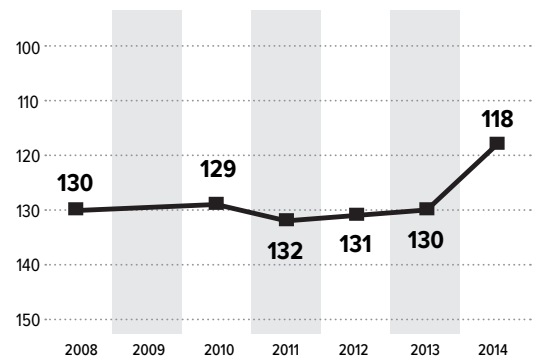
Ranking **128/159** | Score **6.08/10**

	Size of Government		7.19
	Government Consumption		9.07
	Transfers and Subsidies		-
	Government Enterprises		4.00
	Top Marginal Tax Rate		8.50
	Legal System and Prop. Rights		4.10
	Judicial Independence		-
	Impartial Courts		3.16
	Protection of Property Rights		-
	Military Interference		2.50
	Integrity of the Legal System		4.17
	Legal Enforcement of Contracts		3.48
	Regulatory Restrictions		7.20
	Reliability of Police		-
	Business Cost of Crime		-
	Sound Money		6.34
	Money Growth		7.33
	Standard Deviation of Inflation		8.32
	Inflation: Most Recent Year		9.70
	Freedom to Own Frgn. Currency		0.00
	Freedom to Trade Int'l		5.88
	Tariffs		7.45
	Regulatory Trade Barriers		5.10
	Black-Market Exchange Rates		10.00
	Movement of Capital and People		0.97
	Regulation		6.91
	Credit Market Regulations		9.01
	Labor Market Regulations		3.46
	Business Regulation		8.26

Human Freedom Score Over Time — World Avg. - - - Regional Avg.



Human Freedom Ranking Over Time



GUINEA

SUB-SAHARAN AFRICA

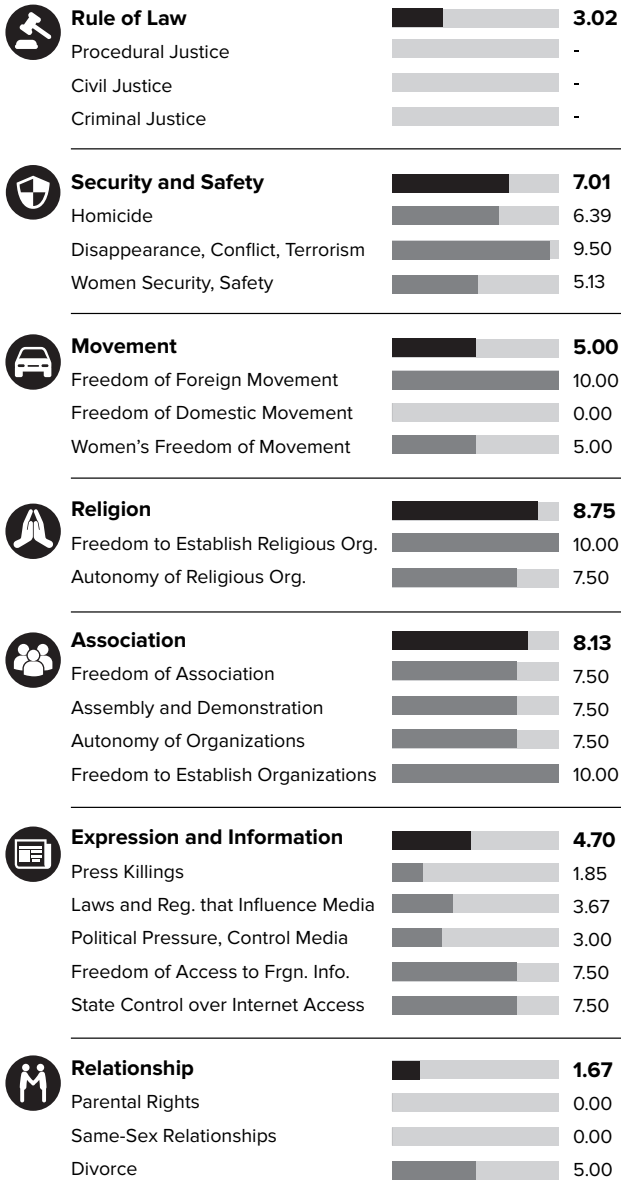


HUMAN FREEDOM

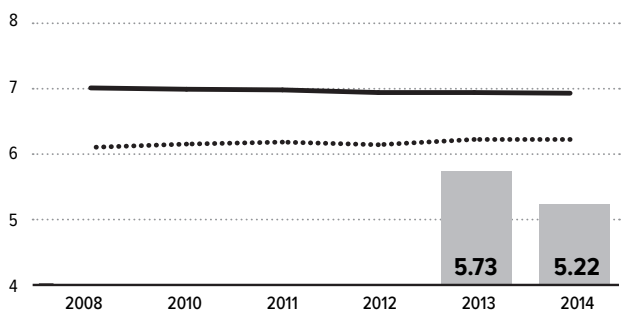
Ranking **149/159** | Score **5.22/10**

PERSONAL FREEDOM

Ranking **137/159** | Score **5.33/10**

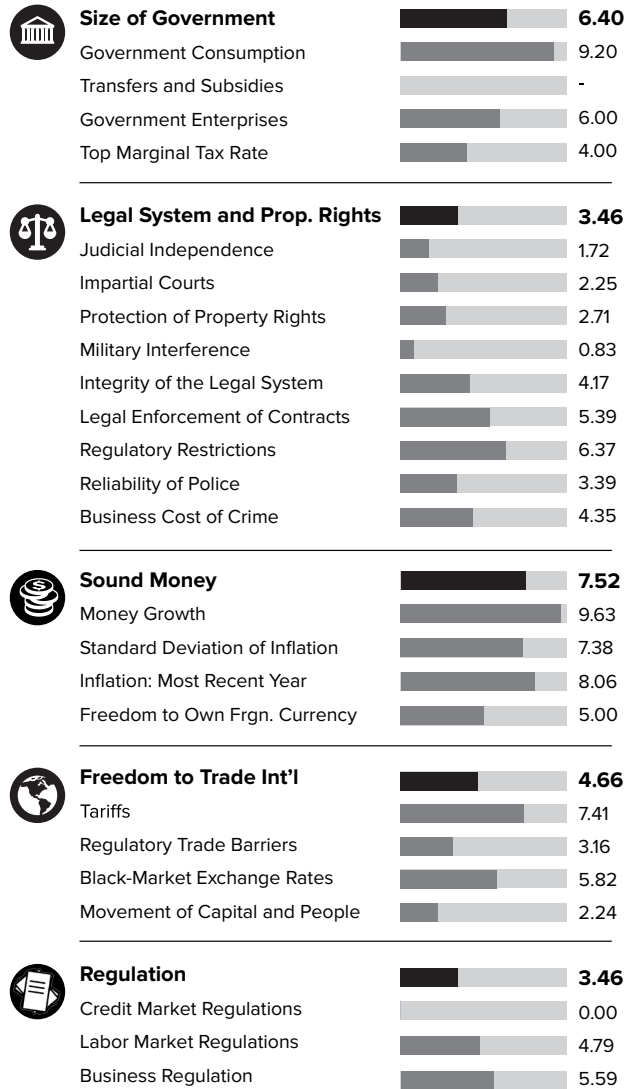


Human Freedom Score Over Time — World Avg. - - - Regional Avg.

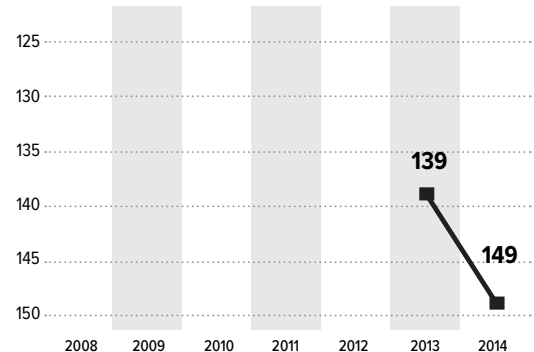


ECONOMIC FREEDOM

Ranking **153/159** | Score **5.10/10**




Human Freedom Ranking Over Time



GUYANA

SOUTH AMERICA

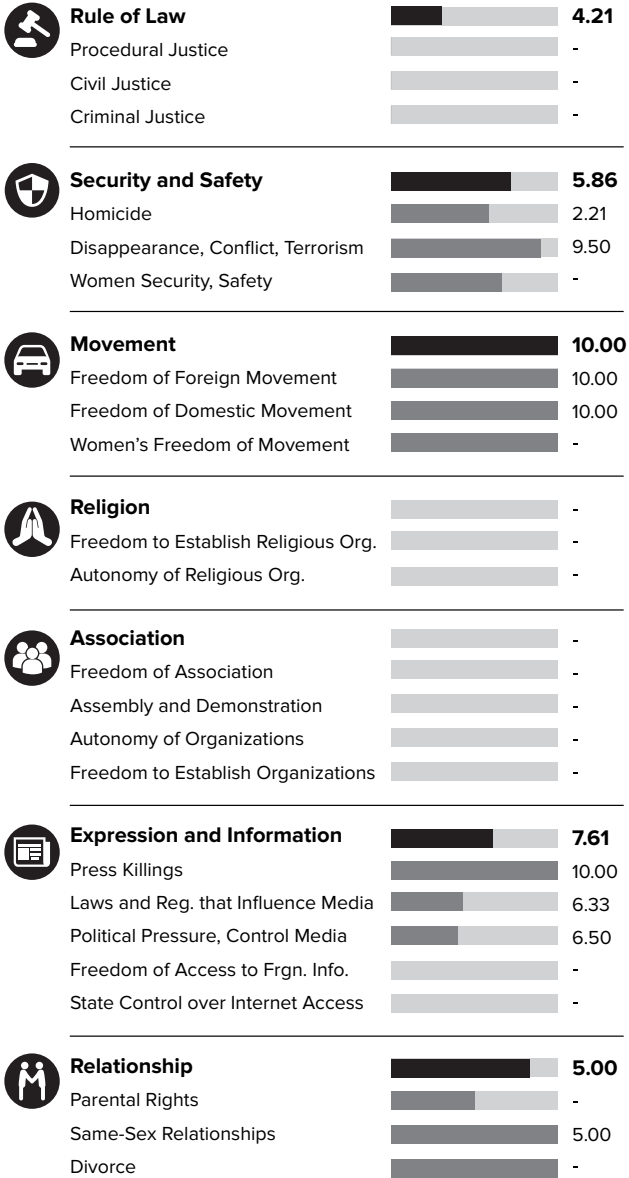


HUMAN FREEDOM

Ranking **126/159** | Score **6.13/10**

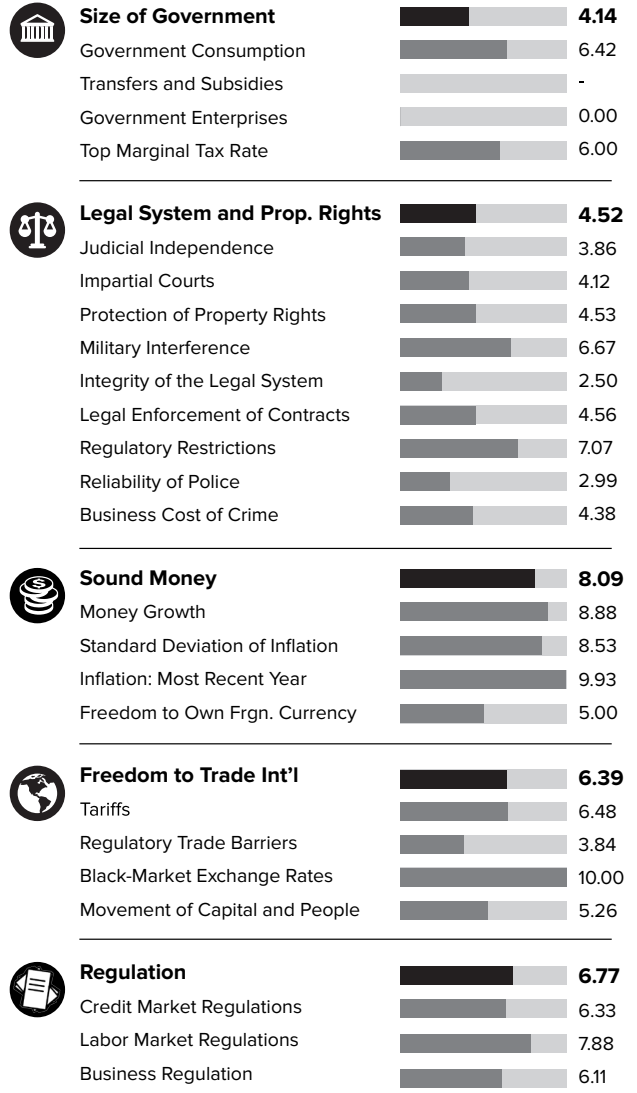
PERSONAL FREEDOM

Ranking **107/159** | Score **6.29/10**

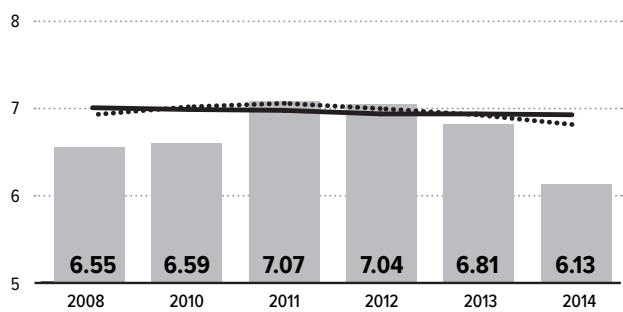


ECONOMIC FREEDOM

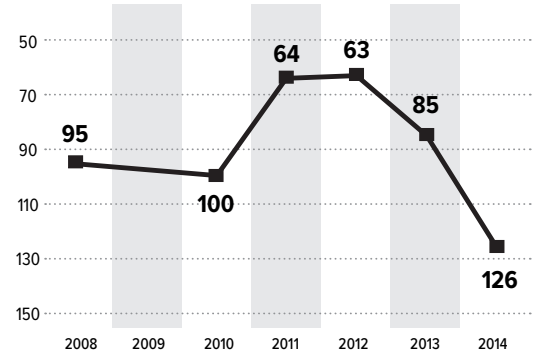
Ranking **136/159** | Score **5.98/10**



Human Freedom Score Over Time — World Avg. Regional Avg.



Human Freedom Ranking Over Time



HAITI

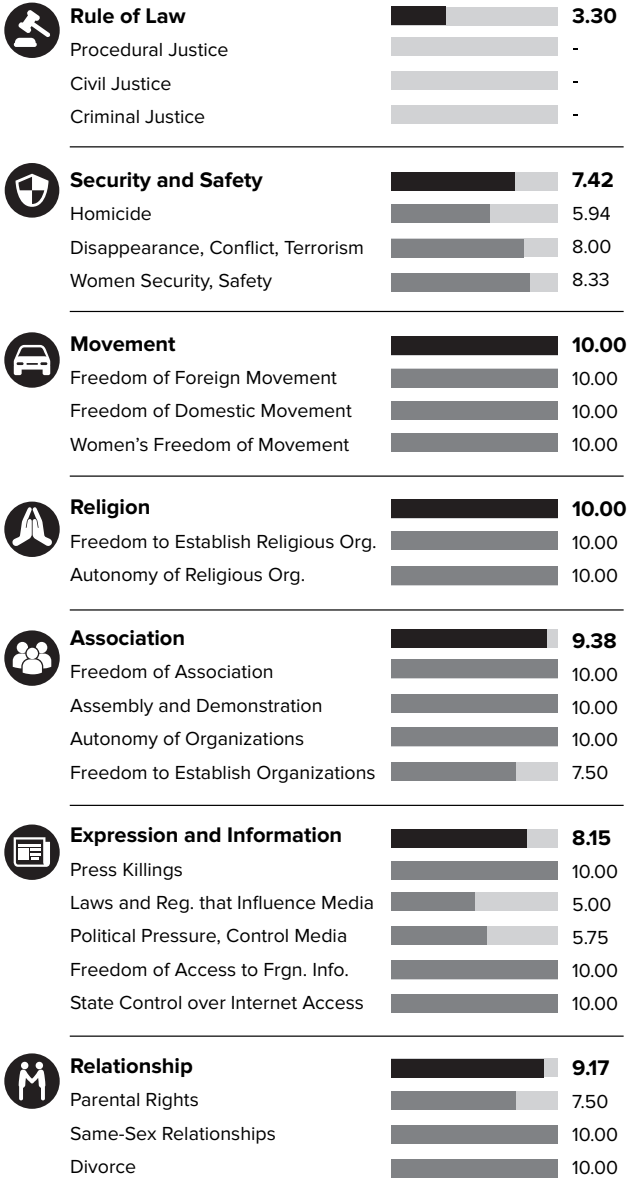
CENTRAL AMERICA, MEXICO & THE CARIBBEAN

HUMAN FREEDOM

Ranking **61/159** | Score **7.17/10**

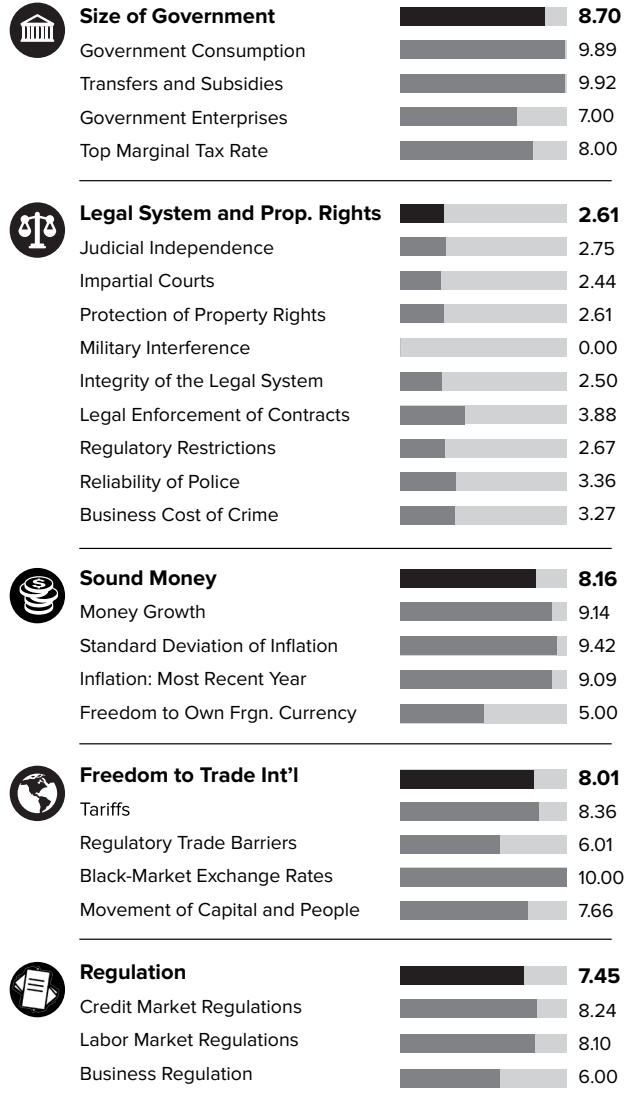
PERSONAL FREEDOM

Ranking **62/159** | Score **7.35/10**

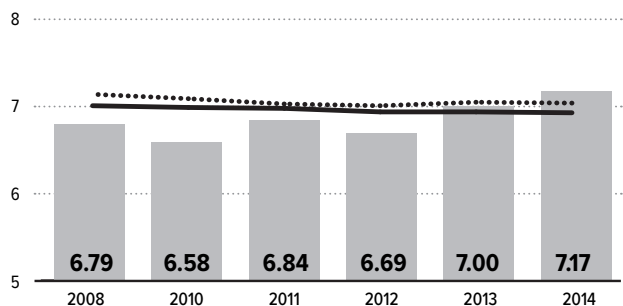


ECONOMIC FREEDOM

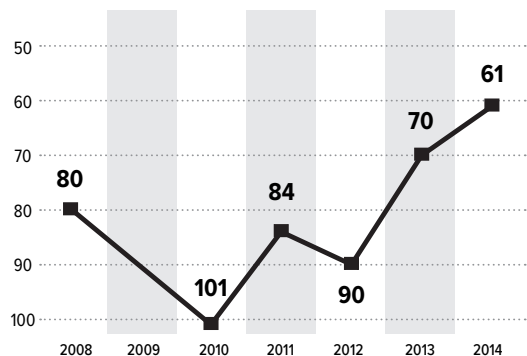
Ranking **82/159** | Score **6.99/10**



Human Freedom Score Over Time — World Avg. Regional Avg.



Human Freedom Ranking Over Time



HONDURAS

CENTRAL AMERICA, MEXICO & THE CARIBBEAN




HUMAN FREEDOM

Ranking **101/159** | Score **6.53/10**

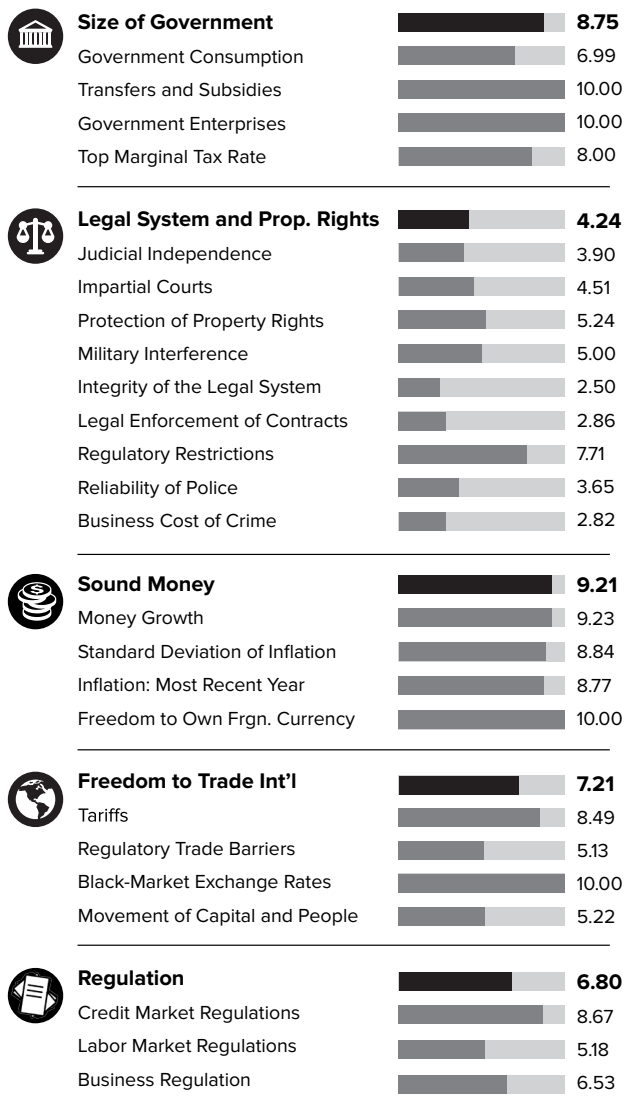
PERSONAL FREEDOM

Ranking **124/159** | Score **5.83/10**

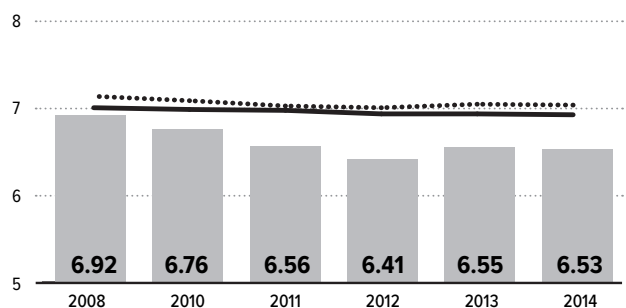


ECONOMIC FREEDOM

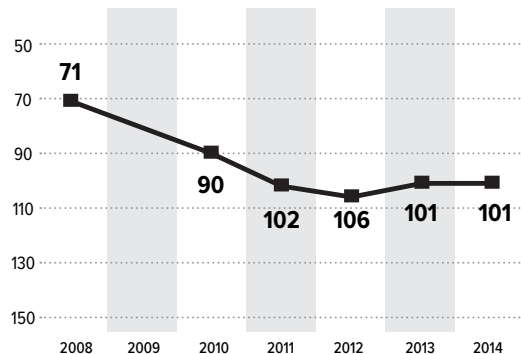
Ranking **64/159** | Score **7.24/10**



Human Freedom Score Over Time — World Avg. --- Regional Avg.



Human Freedom Ranking Over Time



HONG KONG








EAST ASIA

HUMAN FREEDOM

Ranking **1/159** | Score **9.06/10**






PERSONAL FREEDOM

Ranking **19/159** | Score **9.08/10**

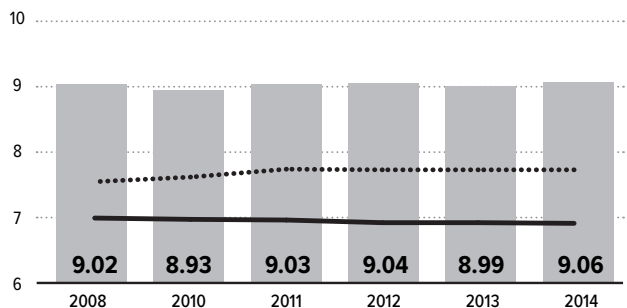
	Rule of Law	7.80
	Procedural Justice	7.86
	Civil Justice	7.58
	Criminal Justice	7.95
	Security and Safety	9.33
	Homicide	9.65
	Disappearance, Conflict, Terrorism	10.00
	Women Security, Safety	8.33
	Movement	10.00
	Freedom of Foreign Movement	-
	Freedom of Domestic Movement	-
	Women's Freedom of Movement	10.00
	Religion	10.00
	Freedom to Establish Religious Org.	10.00
	Autonomy of Religious Org.	10.00
	Association	9.79
	Freedom of Association	10.00
	Assembly and Demonstration	10.00
	Autonomy of Organizations	9.17
	Freedom to Establish Organizations	10.00
	Expression and Information	8.23
	Press Killings	10.00
	Laws and Reg. that Influence Media	5.67
	Political Pressure, Control Media	5.50
	Freedom of Access to Frgn. Info.	10.00
	State Control over Internet Access	10.00
	Relationship	10.00
	Parental Rights	10.00
	Same-Sex Relationships	-
	Divorce	10.00

ECONOMIC FREEDOM

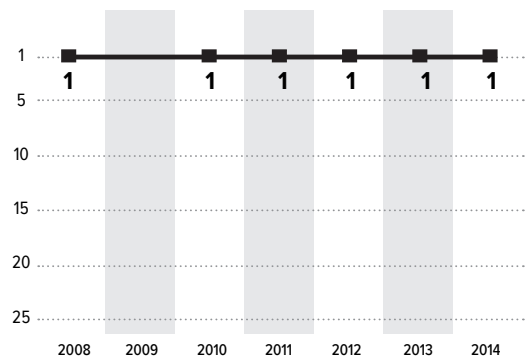
Ranking **1/159** | Score **9.03/10**

	Size of Government	9.31
	Government Consumption	8.08
	Transfers and Subsidies	9.17
	Government Enterprises	10.00
	Top Marginal Tax Rate	10.00
	Legal System and Prop. Rights	8.08
	Judicial Independence	8.86
	Impartial Courts	7.96
	Protection of Property Rights	8.68
	Military Interference	8.33
	Integrity of the Legal System	8.33
	Legal Enforcement of Contracts	6.46
	Regulatory Restrictions	6.95
	Reliability of Police	8.69
	Business Cost of Crime	8.47
	Sound Money	9.38
	Money Growth	8.99
	Standard Deviation of Inflation	9.43
	Inflation: Most Recent Year	9.11
	Freedom to Own Frgn. Currency	10.00
	Freedom to Trade Int'l	9.36
	Tariffs	10.00
	Regulatory Trade Barriers	9.23
	Black-Market Exchange Rates	10.00
	Movement of Capital and People	8.23
	Regulation	9.03
	Credit Market Regulations	10.00
	Labor Market Regulations	9.38
	Business Regulation	7.72

Human Freedom Score Over Time — World Avg. - - - Regional Avg.



Human Freedom Ranking Over Time



HUNGARY

CENTRAL EUROPE & BALTICS

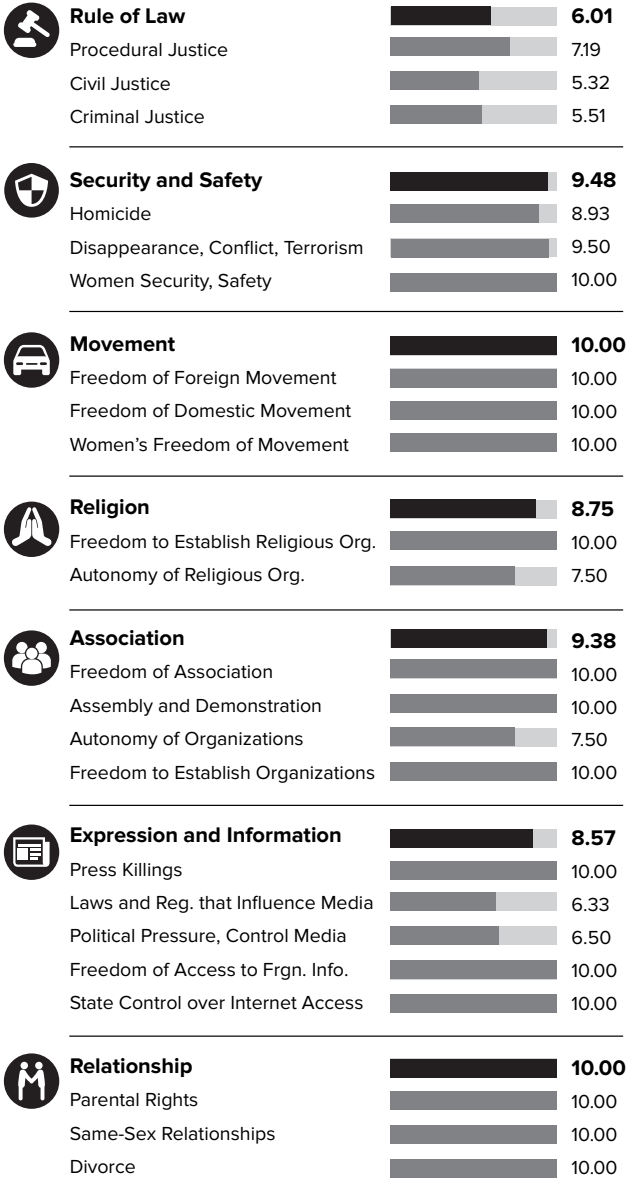


HUMAN FREEDOM

Ranking **37/159** | Score **7.92/10**

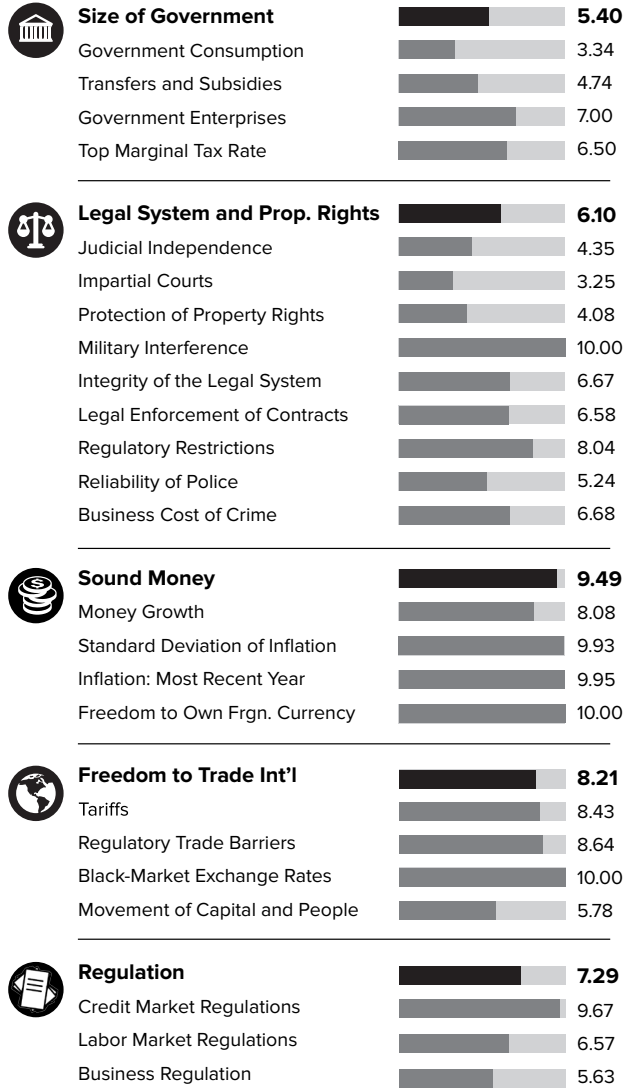
PERSONAL FREEDOM

Ranking **35/159** | Score **8.54/10**

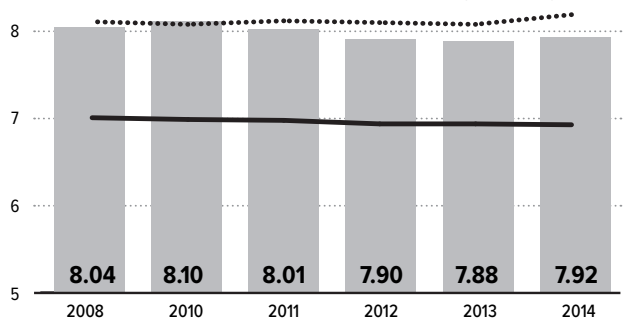


ECONOMIC FREEDOM

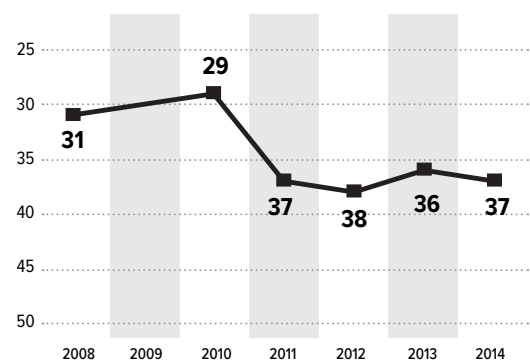
Ranking **57/159** | Score **7.30/10**



Human Freedom Score Over Time — World Avg. Regional Avg.




Human Freedom Ranking Over Time



ICELAND

NORTHERN EUROPE

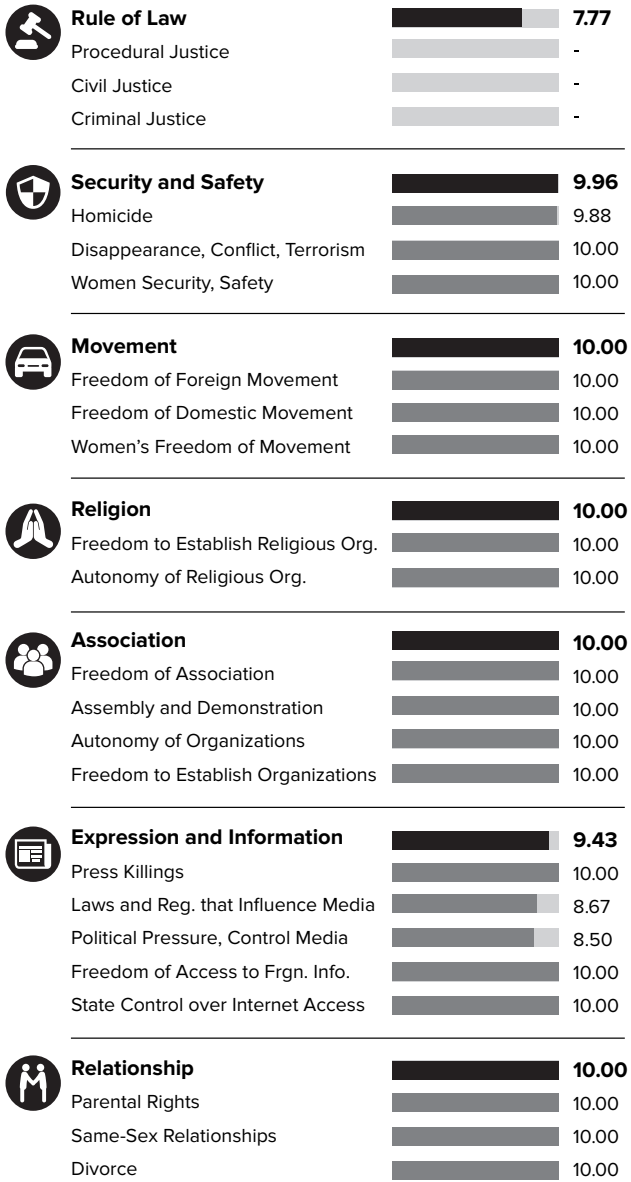


HUMAN FREEDOM

Ranking **25/159** | Score **8.22/10**


PERSONAL FREEDOM

Ranking **9/159** | Score **9.38/10**

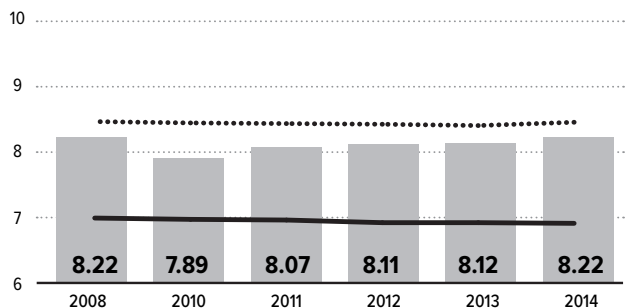


ECONOMIC FREEDOM

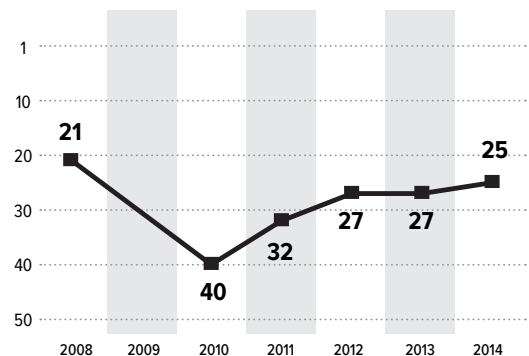
Ranking **76/159** | Score **7.06/10**



Human Freedom Score Over Time — World Avg. --- Regional Avg.




Human Freedom Ranking Over Time



INDIA

SOUTH ASIA



HUMAN FREEDOM

Ranking **87/159** | Score **6.76/10**

PERSONAL FREEDOM

Ranking **77/159** | Score **7.01/10**

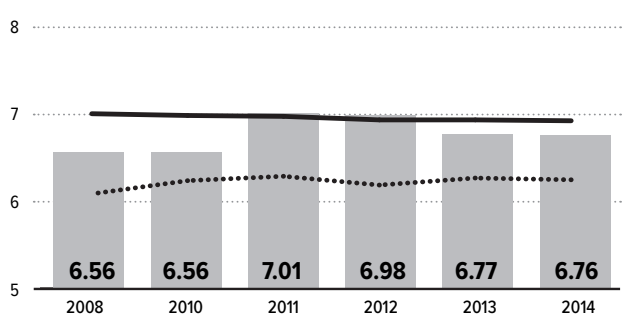
	Rule of Law	4.38
	Procedural Justice	4.29
	Civil Justice	4.16
	Criminal Justice	4.70
	Security and Safety	7.42
	Homicide	8.66
	Disappearance, Conflict, Terrorism	6.93
	Women Security, Safety	6.67
	Movement	8.33
	Freedom of Foreign Movement	5.00
	Freedom of Domestic Movement	10.00
	Women's Freedom of Movement	10.00
	Religion	10.00
	Freedom to Establish Religious Org.	10.00
	Autonomy of Religious Org.	10.00
	Association	9.79
	Freedom of Association	10.00
	Assembly and Demonstration	10.00
	Autonomy of Organizations	10.00
	Freedom to Establish Organizations	9.17
	Expression and Information	7.49
	Press Killings	9.85
	Laws and Reg. that Influence Media	6.33
	Political Pressure, Control Media	5.00
	Freedom of Access to Frgn. Info.	6.25
	State Control over Internet Access	10.00
	Relationship	5.00
	Parental Rights	5.00
	Same-Sex Relationships	5.00
	Divorce	5.00

ECONOMIC FREEDOM

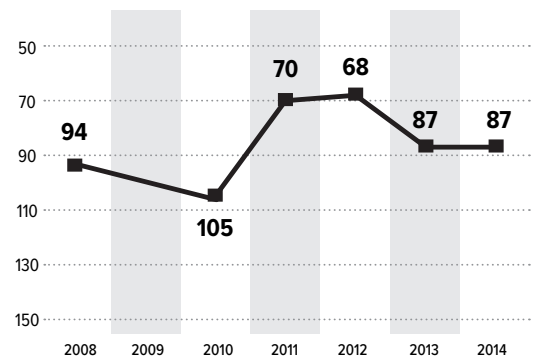
Ranking **112/159** | Score **6.50/10**

	Size of Government	8.51
	Government Consumption	7.07
	Transfers and Subsidies	8.98
	Government Enterprises	10.00
	Top Marginal Tax Rate	8.00
	Legal System and Prop. Rights	5.24
	Judicial Independence	5.03
	Impartial Courts	5.21
	Protection of Property Rights	4.61
	Military Interference	6.67
	Integrity of the Legal System	6.67
	Legal Enforcement of Contracts	2.59
	Regulatory Restrictions	6.65
	Reliability of Police	4.72
	Business Cost of Crime	5.04
	Sound Money	6.90
	Money Growth	9.96
	Standard Deviation of Inflation	8.90
	Inflation: Most Recent Year	8.73
	Freedom to Own Frgn. Currency	0.00
	Freedom to Trade Int'l	5.56
	Tariffs	6.16
	Regulatory Trade Barriers	3.70
	Black-Market Exchange Rates	10.00
	Movement of Capital and People	2.38
	Regulation	6.31
	Credit Market Regulations	6.54
	Labor Market Regulations	5.98
	Business Regulation	6.41

Human Freedom Score Over Time — World Avg. Regional Avg.



Human Freedom Ranking Over Time








































INDONESIA

SOUTH EAST ASIA





































HUMAN FREEDOM Ranking **72/159** | Score **6.97/10**

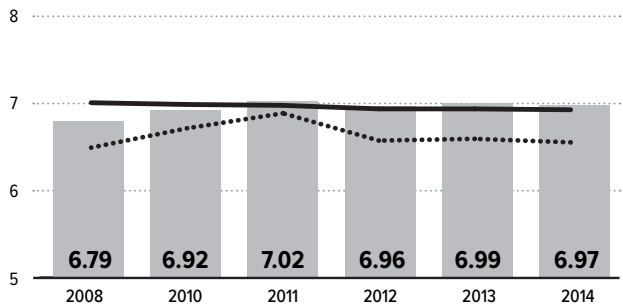
PERSONAL FREEDOM Ranking **83/159** Score **6.91/10**

	Rule of Law		3.97
	Procedural Justice		4.07
	Civil Justice		4.32
	Criminal Justice		3.53
	Security and Safety		8.92
	Homicide		9.78
	Disappearance, Conflict, Terrorism		9.49
	Women Security, Safety		7.50
	Movement		6.67
	Freedom of Foreign Movement		5.00
	Freedom of Domestic Movement		10.00
	Women's Freedom of Movement		5.00
	Religion		8.75
	Freedom to Establish Religious Org.		7.50
	Autonomy of Religious Org.		10.00
	Association		9.17
	Freedom of Association		10.00
	Assembly and Demonstration		10.00
	Autonomy of Organizations		7.50
	Freedom to Establish Organizations		9.17
	Expression and Information		7.28
	Press Killings		10.00
	Laws and Reg. that Influence Media		4.67
	Political Pressure, Control Media		5.50
	Freedom of Access to Frgn. Info.		8.75
	State Control over Internet Access		7.50
	Relationship		5.00
	Parental Rights		5.00
	Same-Sex Relationships		5.00
	Divorce		5.00

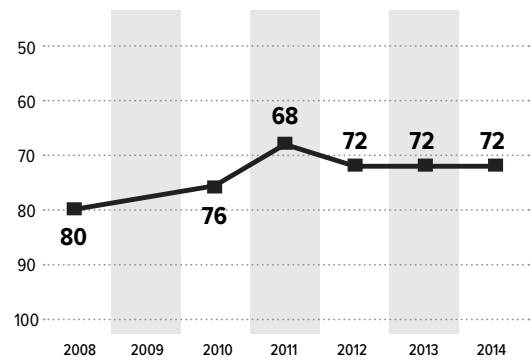
ECONOMIC FREEDOM Ranking **79/159** Score **7.02/10**

	Size of Government		7.71
	Government Consumption		7.56
	Transfers and Subsidies		8.77
	Government Enterprises		7.00
	Top Marginal Tax Rate		7.50
	Legal System and Prop. Rights		4.72
	Judicial Independence		5.05
	Impartial Courts		4.85
	Protection of Property Rights		5.53
	Military Interference		4.17
	Integrity of the Legal System		5.00
	Legal Enforcement of Contracts		1.92
	Regulatory Restrictions		5.93
	Reliability of Police		5.22
	Business Cost of Crime		4.86
	Sound Money		9.26
	Money Growth		9.08
	Standard Deviation of Inflation		9.26
	Inflation: Most Recent Year		8.72
	Freedom to Own Frgn. Currency		10.00
	Freedom to Trade Int'l		7.10
	Tariffs		8.04
	Regulatory Trade Barriers		5.33
	Black-Market Exchange Rates		10.00
	Movement of Capital and People		5.02
	Regulation		6.30
	Credit Market Regulations		8.10
	Labor Market Regulations		4.64
	Business Regulation		6.16

Human Freedom Score Over Time — World Avg. - - - Regional Avg.



Human Freedom Ranking Over Time



IRAN

MIDDLE EAST & NORTH AFRICA








































HUMAN FREEDOM

Ranking **157/159** | Score **4.63/10**



































PERSONAL FREEDOM

Ranking **156/159** | Score **3.99/10**

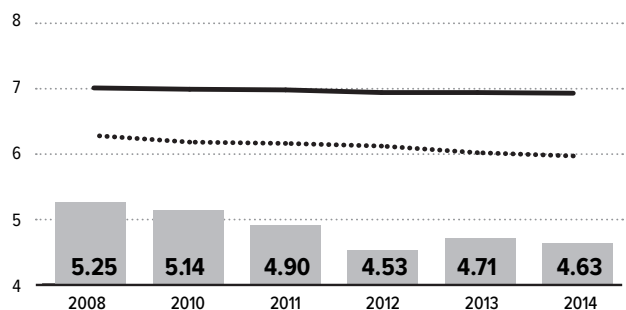
	Rule of Law		3.86
	Procedural Justice		2.14
	Civil Justice		5.57
	Criminal Justice		3.88
	Security and Safety		6.80
	Homicide		8.09
	Disappearance, Conflict, Terrorism		6.49
	Women Security, Safety		5.83
	Movement		0.00
	Freedom of Foreign Movement		0.00
	Freedom of Domestic Movement		0.00
	Women's Freedom of Movement		0.00
	Religion		5.00
	Freedom to Establish Religious Org.		5.00
	Autonomy of Religious Org.		5.00
	Association		3.13
	Freedom of Association		5.00
	Assembly and Demonstration		2.50
	Autonomy of Organizations		2.50
	Freedom to Establish Organizations		2.50
	Expression and Information		3.45
	Press Killings		10.00
	Laws and Reg. that Influence Media		0.00
	Political Pressure, Control Media		1.00
	Freedom of Access to Frgn. Info.		3.75
	State Control over Internet Access		2.50
	Relationship		1.67
	Parental Rights		0.00
	Same-Sex Relationships		0.00
	Divorce		5.00

ECONOMIC FREEDOM

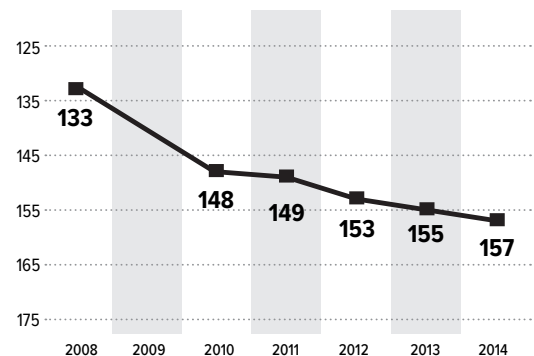
Ranking **150/159** | Score **5.27/10**

	Size of Government		5.41
	Government Consumption		6.63
	Transfers and Subsidies		7.99
	Government Enterprises		0.00
	Top Marginal Tax Rate		7.00
	Legal System and Prop. Rights		5.63
	Judicial Independence		4.35
	Impartial Courts		3.62
	Protection of Property Rights		4.91
	Military Interference		7.50
	Integrity of the Legal System		6.67
	Legal Enforcement of Contracts		5.63
	Regulatory Restrictions		7.77
	Reliability of Police		5.05
	Business Cost of Crime		5.15
	Sound Money		7.04
	Money Growth		6.16
	Standard Deviation of Inflation		5.45
	Inflation: Most Recent Year		6.55
	Freedom to Own Frgn. Currency		10.00
	Freedom to Trade Int'l		2.97
	Tariffs		4.07
	Regulatory Trade Barriers		2.43
	Black-Market Exchange Rates		4.14
	Movement of Capital and People		1.25
	Regulation		5.33
	Credit Market Regulations		4.87
	Labor Market Regulations		4.79
	Business Regulation		6.32

Human Freedom Score Over Time — World Avg. Regional Avg.




Human Freedom Ranking Over Time



IRELAND

WESTERN EUROPE










HUMAN FREEDOM

Ranking **4/159** | Score **8.64/10**





PERSONAL FREEDOM

Ranking **11/159** | Score **9.31/10**

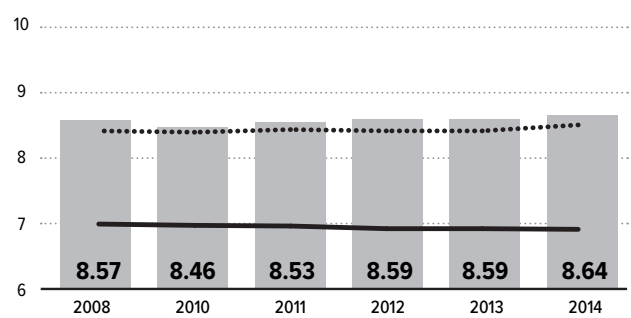
	Rule of Law	7.89
	Procedural Justice	-
	Civil Justice	-
	Criminal Justice	-
	Security and Safety	9.69
	Homicide	9.56
	Disappearance, Conflict, Terrorism	9.50
	Women Security, Safety	10.00
	Movement	10.00
	Freedom of Foreign Movement	10.00
	Freedom of Domestic Movement	10.00
	Women's Freedom of Movement	10.00
	Religion	10.00
	Freedom to Establish Religious Org.	10.00
	Autonomy of Religious Org.	10.00
	Association	9.79
	Freedom of Association	10.00
	Assembly and Demonstration	10.00
	Autonomy of Organizations	9.17
	Freedom to Establish Organizations	10.00
	Expression and Information	9.37
	Press Killings	10.00
	Laws and Reg. that Influence Media	8.33
	Political Pressure, Control Media	8.50
	Freedom of Access to Frgn. Info.	10.00
	State Control over Internet Access	10.00
	Relationship	10.00
	Parental Rights	10.00
	Same-Sex Relationships	10.00
	Divorce	10.00

ECONOMIC FREEDOM

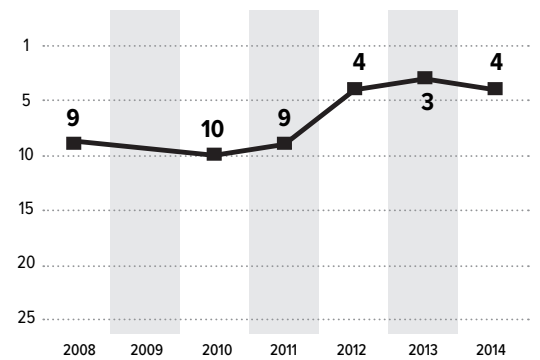
Ranking **5/159** | Score **7.98/10**

	Size of Government	5.74
	Government Consumption	3.56
	Transfers and Subsidies	5.42
	Government Enterprises	10.00
	Top Marginal Tax Rate	4.00
	Legal System and Prop. Rights	8.04
	Judicial Independence	8.76
	Impartial Courts	6.60
	Protection of Property Rights	8.45
	Military Interference	10.00
	Integrity of the Legal System	10.00
	Legal Enforcement of Contracts	3.93
	Regulatory Restrictions	8.58
	Reliability of Police	8.52
	Business Cost of Crime	7.50
	Sound Money	9.63
	Money Growth	9.13
	Standard Deviation of Inflation	9.42
	Inflation: Most Recent Year	9.96
	Freedom to Own Frgn. Currency	10.00
	Freedom to Trade Int'l	8.73
	Tariffs	8.43
	Regulatory Trade Barriers	8.45
	Black-Market Exchange Rates	10.00
	Movement of Capital and People	8.06
	Regulation	7.74
	Credit Market Regulations	8.79
	Labor Market Regulations	7.26
	Business Regulation	7.16

Human Freedom Score Over Time — World Avg. - - - Regional Avg.



Human Freedom Ranking Over Time



ISRAEL

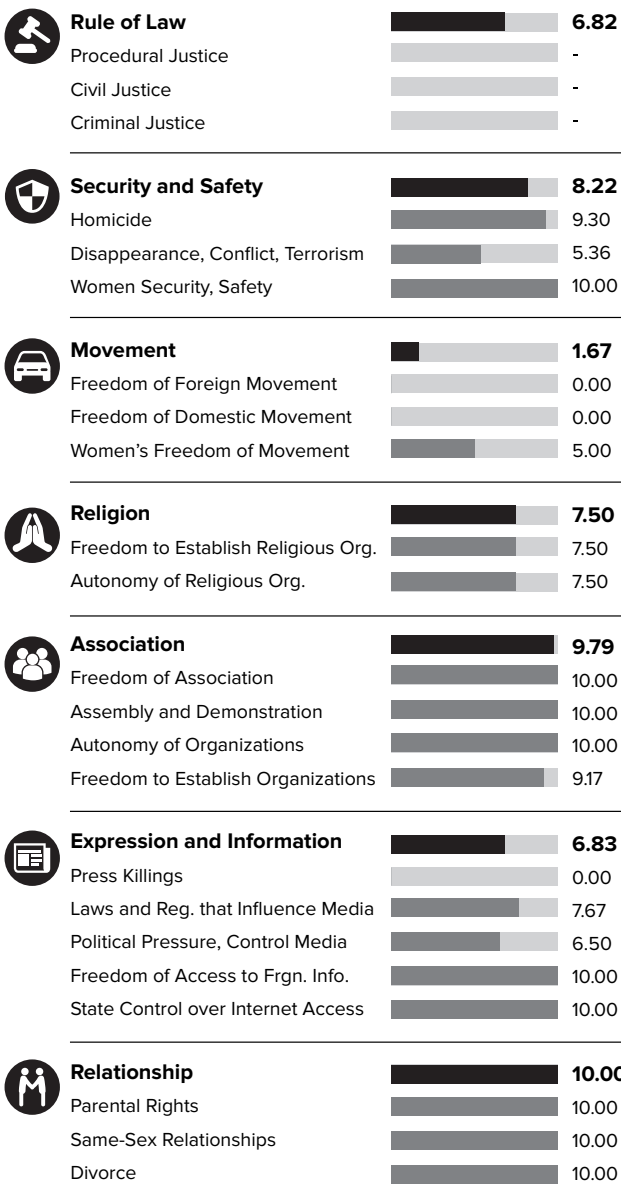
MIDDLE EAST & NORTH AFRICA

HUMAN FREEDOM

Ranking **52/159** | Score **7.37/10**

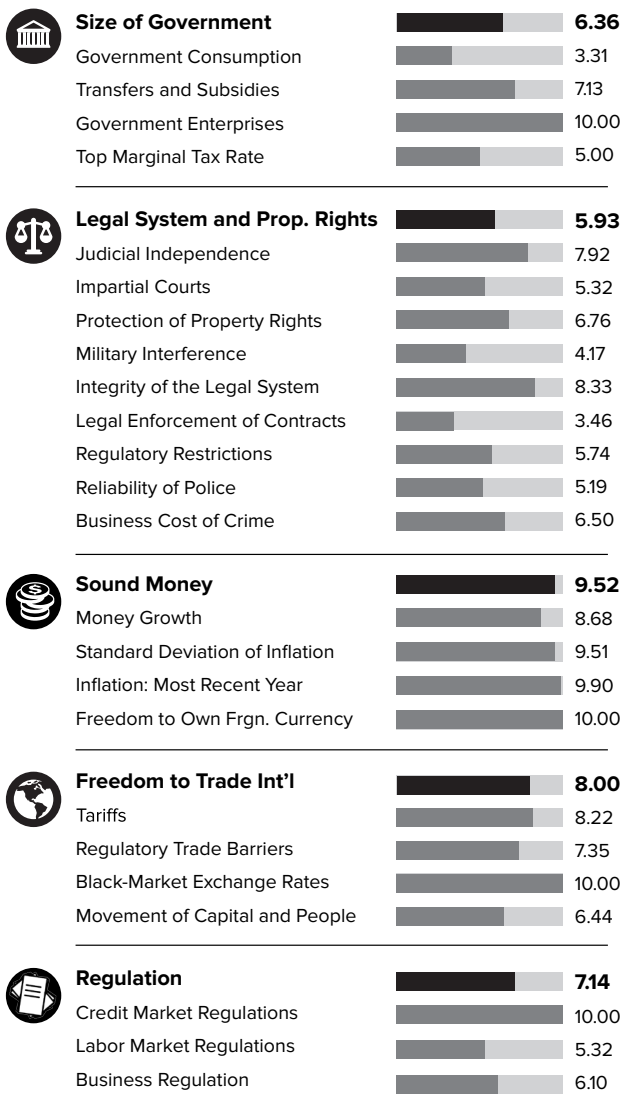
PERSONAL FREEDOM

Ranking **65/159** | Score **7.34/10**

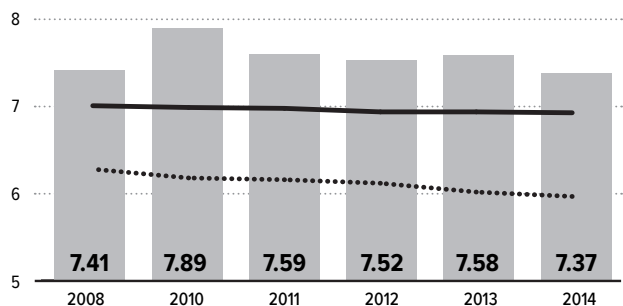


ECONOMIC FREEDOM

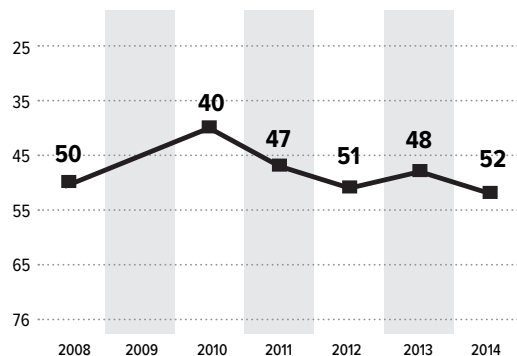
Ranking **45/159** | Score **7.39/10**



Human Freedom Score Over Time — World Avg. Regional Avg.




Human Freedom Ranking Over Time



ITALY

SOUTHERN EUROPE

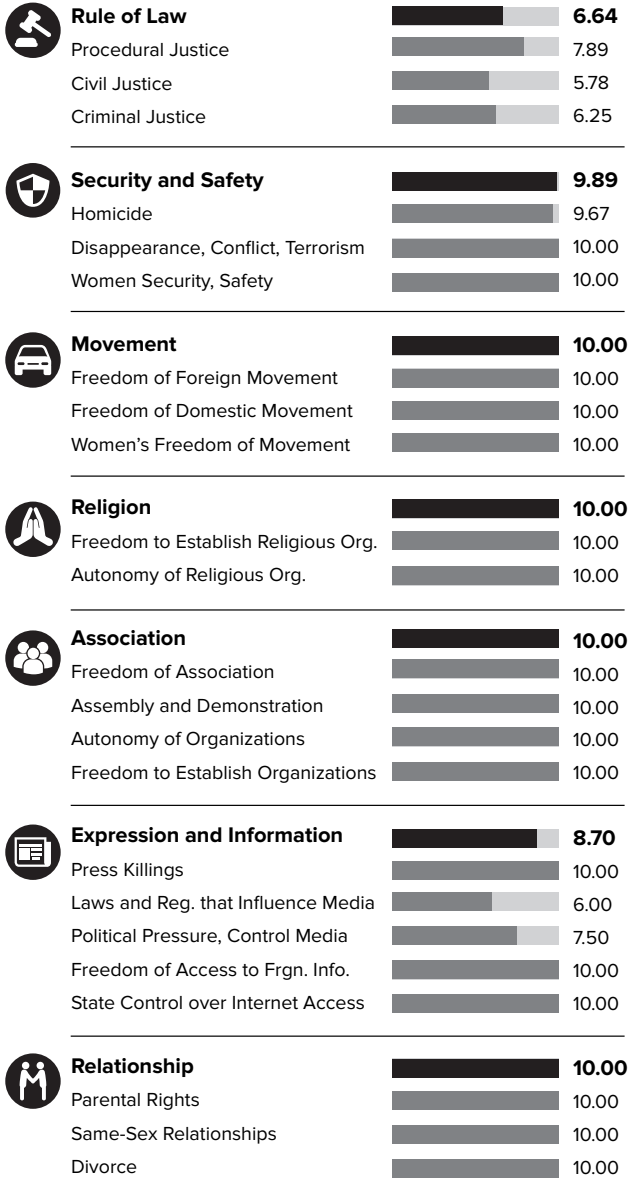


HUMAN FREEDOM

Ranking **28/159** | Score **8.09/10**

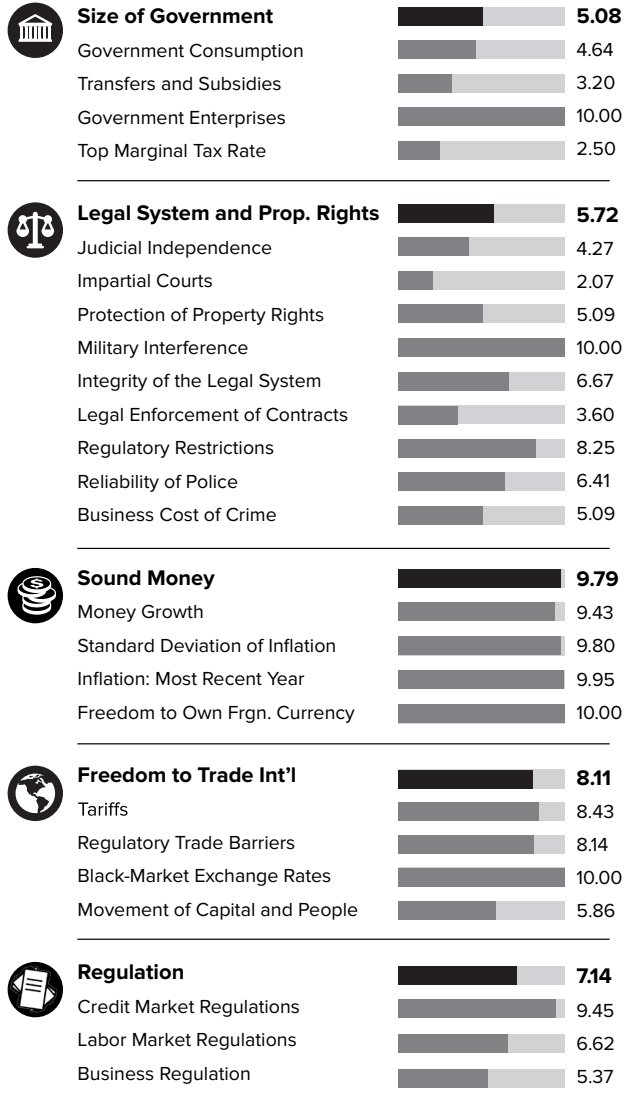
PERSONAL FREEDOM

Ranking **22/159** | Score **9.00/10**

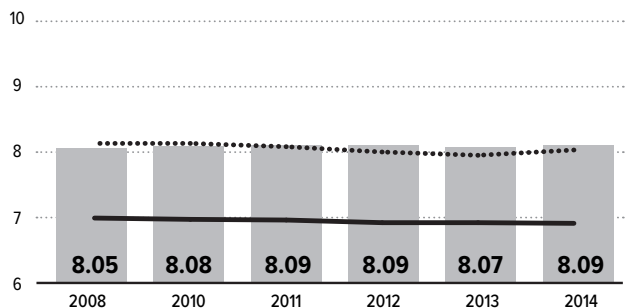


ECONOMIC FREEDOM

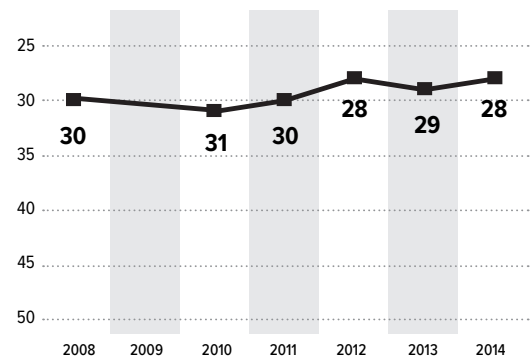
Ranking **69/159** | Score **7.17/10**



Human Freedom Score Over Time — World Avg. --- Regional Avg.



Human Freedom Ranking Over Time



JAMAICA

CENTRAL AMERICA, MEXICO & THE CARIBBEAN

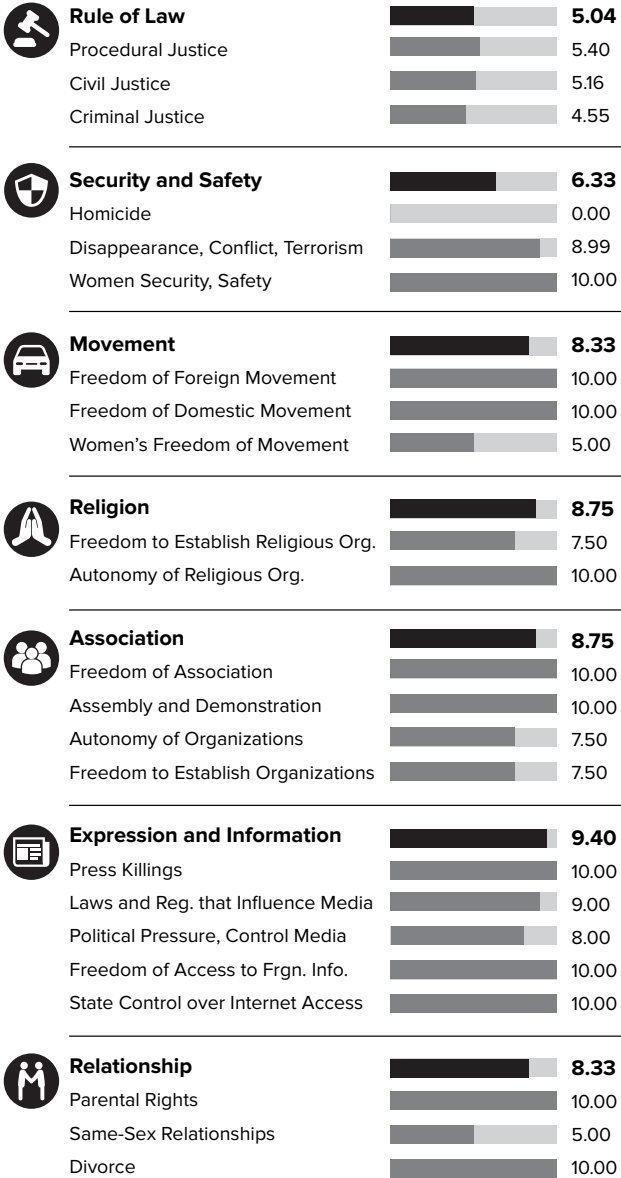


HUMAN FREEDOM

Ranking **60/159** | Score **7.20/10**


PERSONAL FREEDOM

Ranking **71/159** | Score **7.20/10**

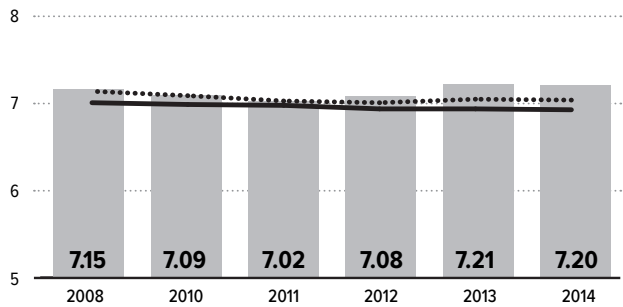


ECONOMIC FREEDOM

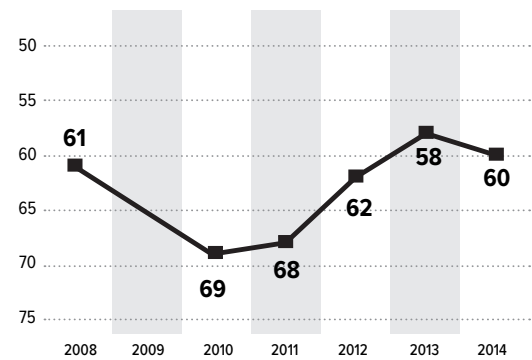
Ranking **67/159** | Score **7.21/10**



Human Freedom Score Over Time — World Avg. Regional Avg.




Human Freedom Ranking Over Time



JAPAN

EAST ASIA

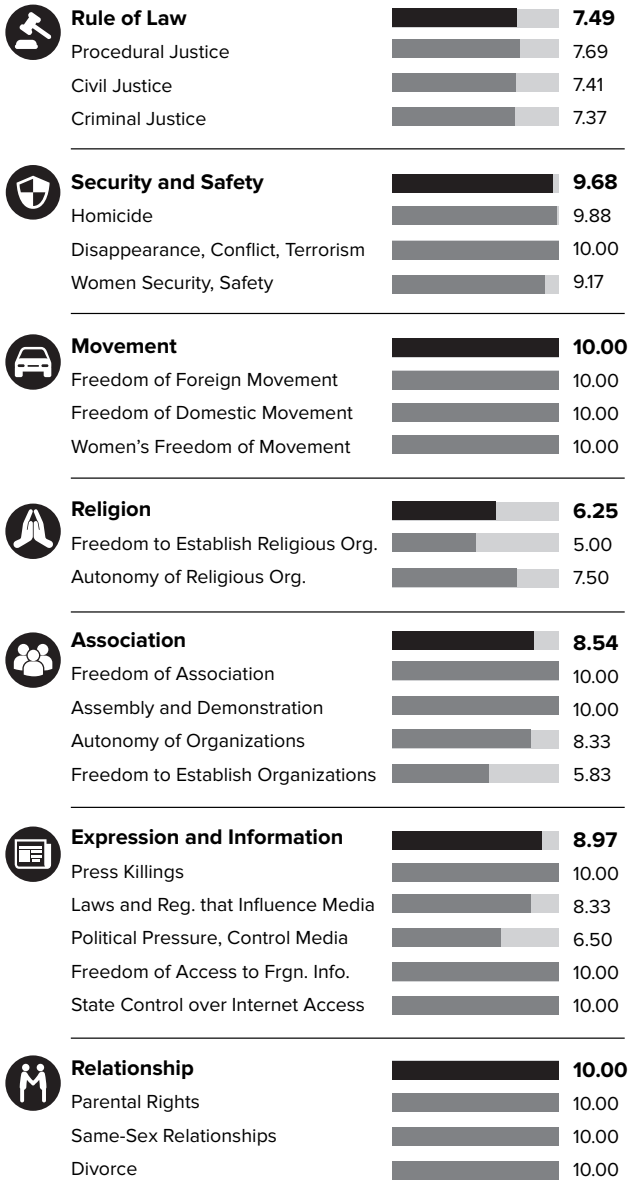


HUMAN FREEDOM

Ranking **32/159** | Score **8.04/10**


PERSONAL FREEDOM

Ranking **32/159** | Score **8.67/10**

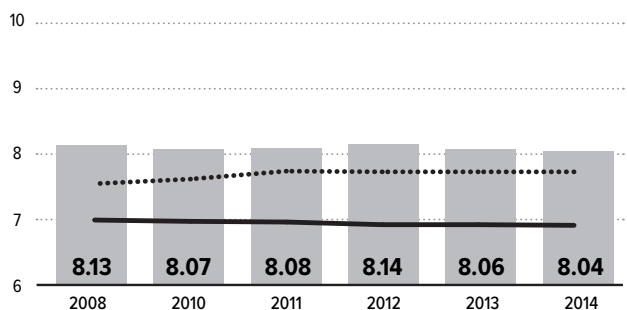


ECONOMIC FREEDOM

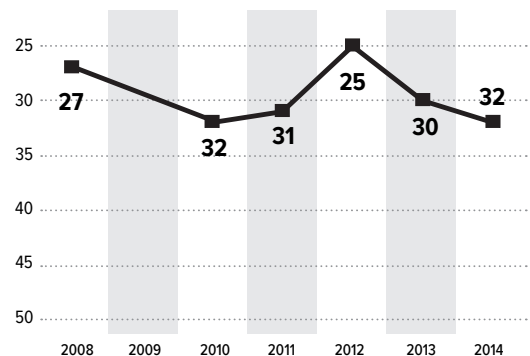
Ranking **40/159** | Score **7.42/10**



Human Freedom Score Over Time — World Avg. --- Regional Avg.



Human Freedom Ranking Over Time



JORDAN

MIDDLE EAST & NORTH AFRICA

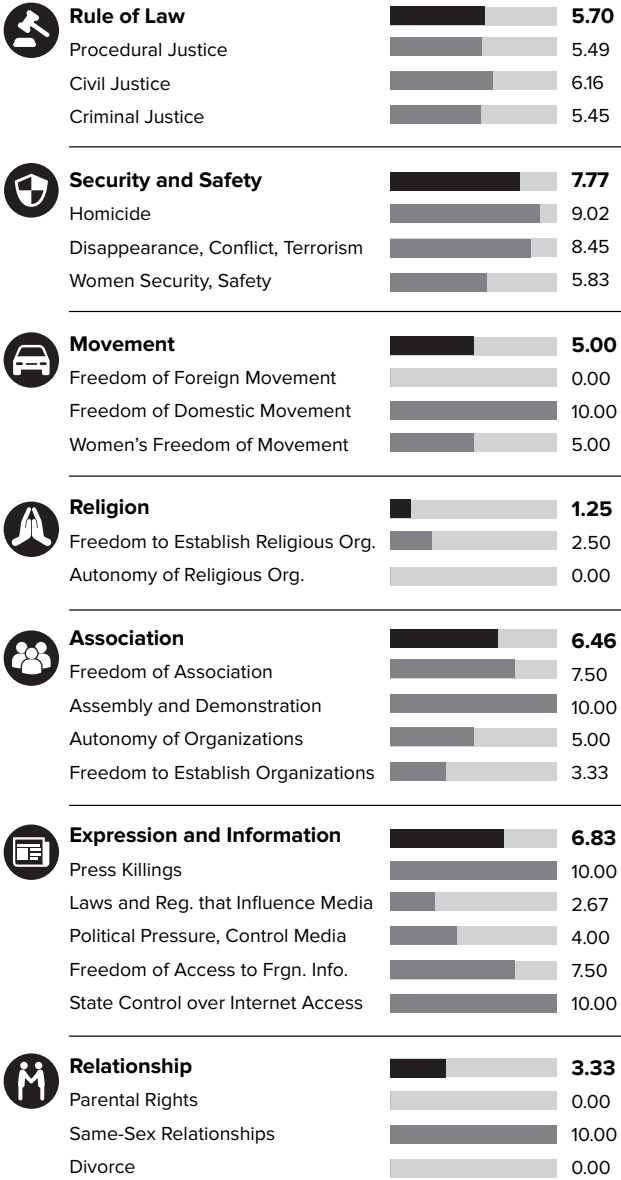


HUMAN FREEDOM

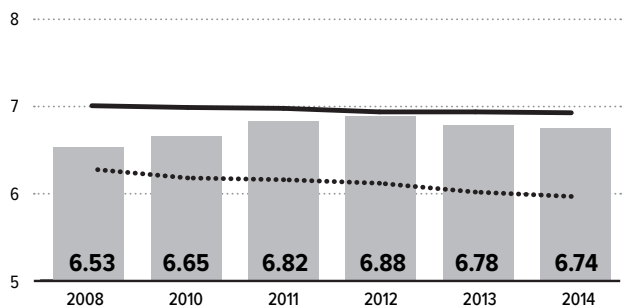
Ranking **91/159** | Score **6.74/10**

PERSONAL FREEDOM

Ranking **132/159** | Score **5.65/10**




Human Freedom Score Over Time — World Avg. Regional Avg.

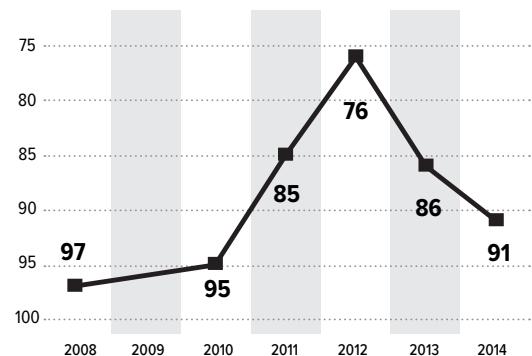


ECONOMIC FREEDOM

Ranking **14/159** | Score **7.82/10**



Human Freedom Ranking Over Time



KAZAKHSTAN

CENTRAL ASIA

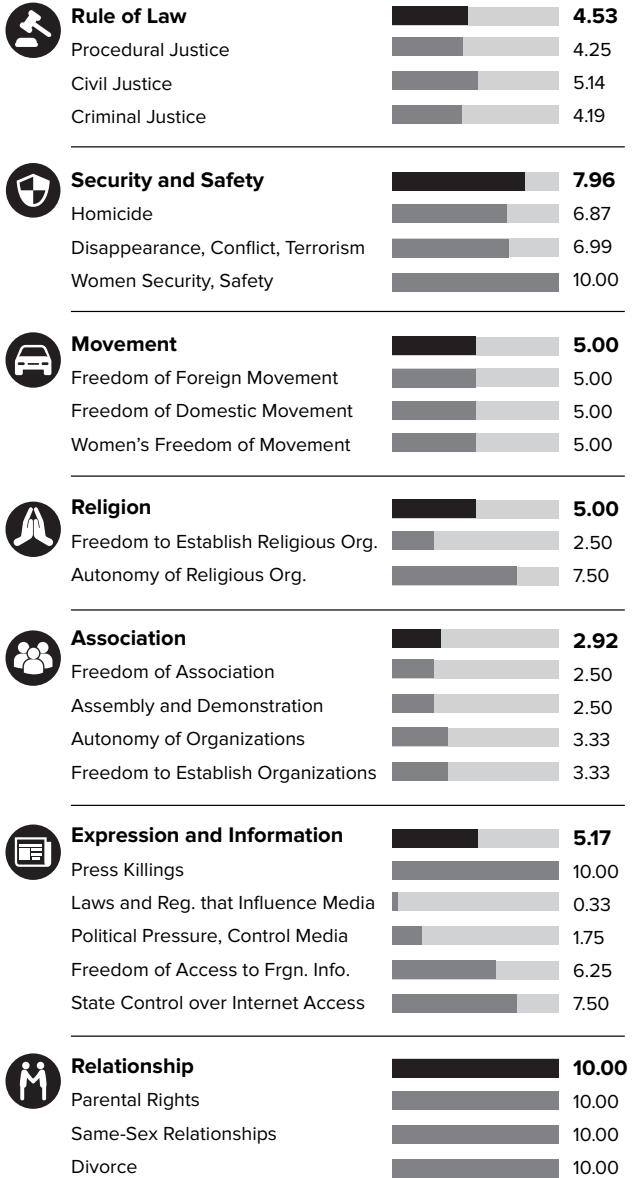


HUMAN FREEDOM

Ranking **96/159** | Score **6.64/10**

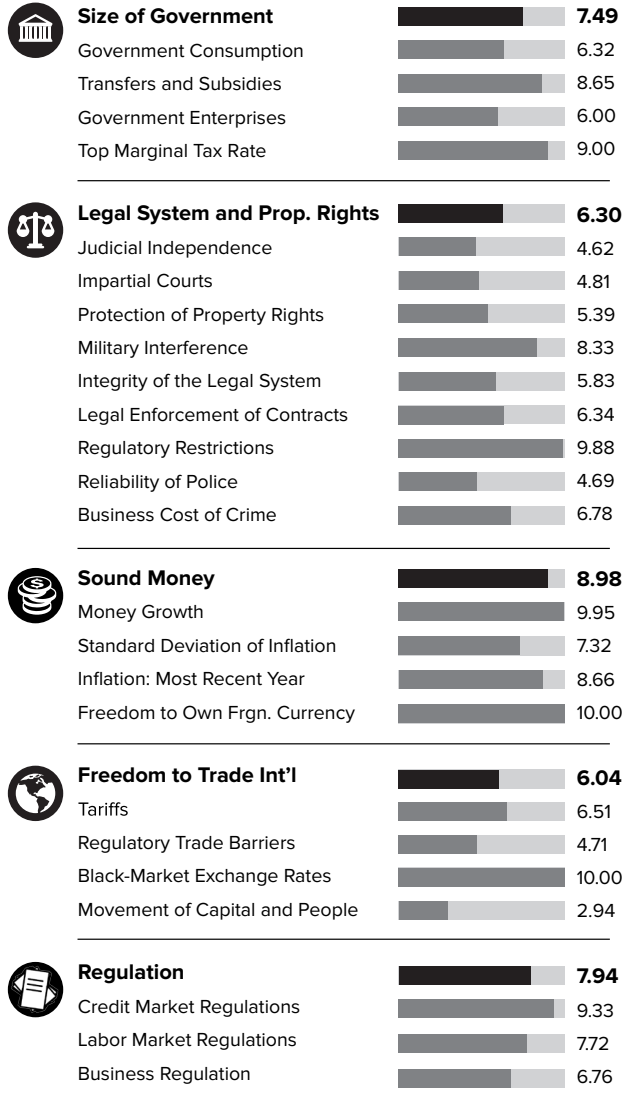
PERSONAL FREEDOM

Ranking **120/159** | Score **5.93/10**

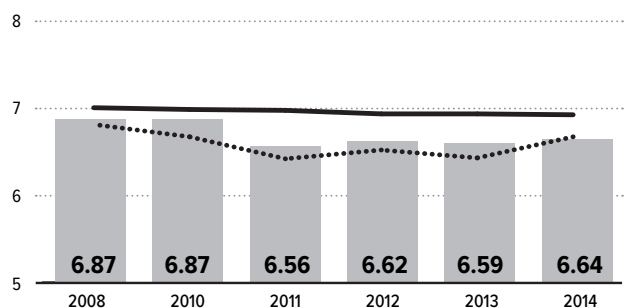


ECONOMIC FREEDOM

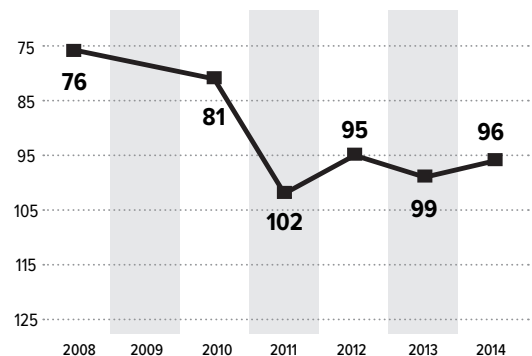
Ranking **52/159** | Score **7.35/10**



Human Freedom Score Over Time — World Avg. - - - Regional Avg.



Human Freedom Ranking Over Time



KENYA

SUB-SAHARAN AFRICA

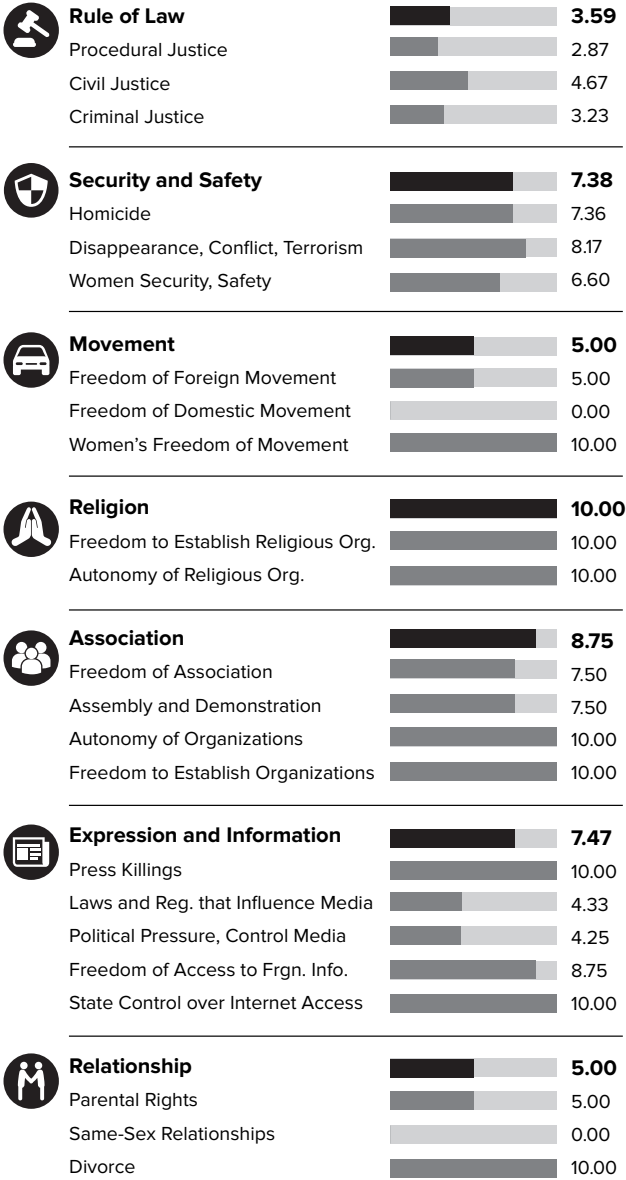


HUMAN FREEDOM

Ranking **88/159** | Score **6.75/10**


PERSONAL FREEDOM

Ranking **105/159** | Score **6.36/10**

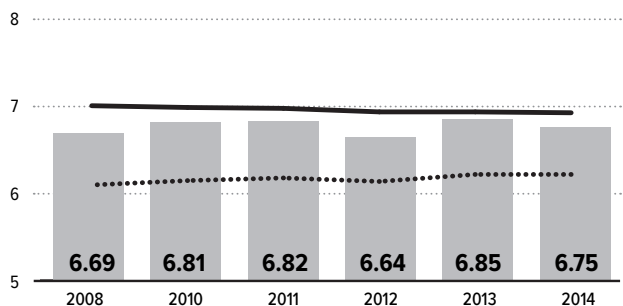


ECONOMIC FREEDOM

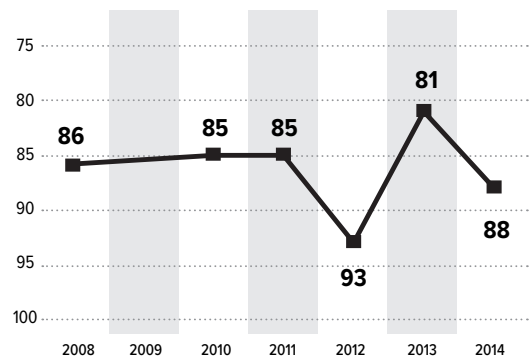
Ranking **71/159** | Score **7.14/10**



Human Freedom Score Over Time — World Avg. Regional Avg.



Human Freedom Ranking Over Time



REPUBLIC OF KOREA

EAST ASIA

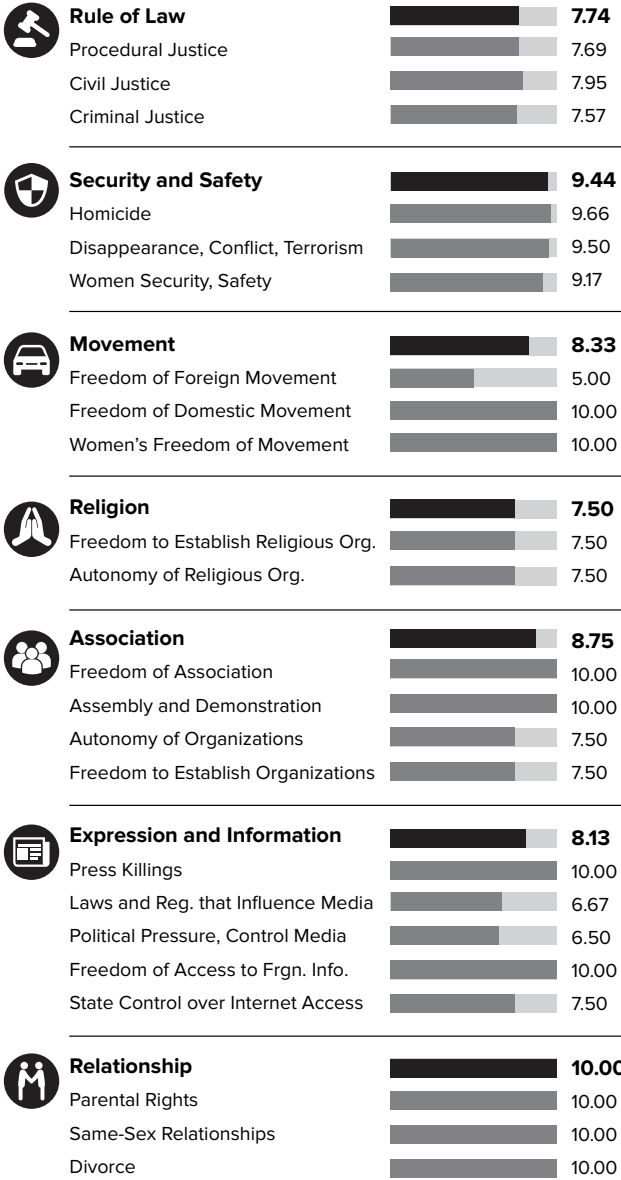


HUMAN FREEDOM

Ranking **35/159** | Score **7.98/10**


PERSONAL FREEDOM

Ranking **34/159** | Score **8.57/10**

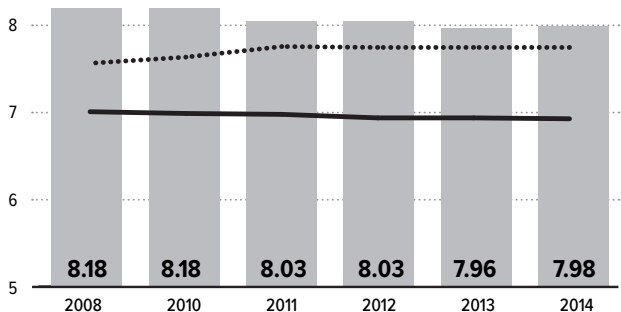


ECONOMIC FREEDOM

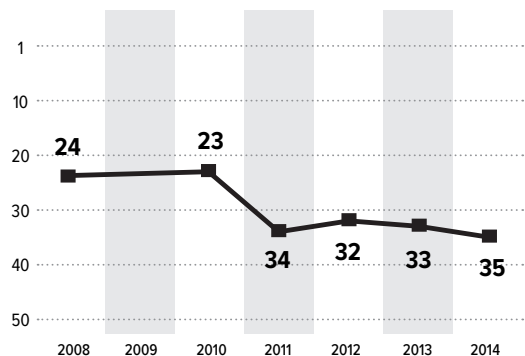
Ranking **42/159** | Score **7.40/10**



Human Freedom Score Over Time — World Avg. Regional Avg.



Human Freedom Ranking Over Time



KUWAIT

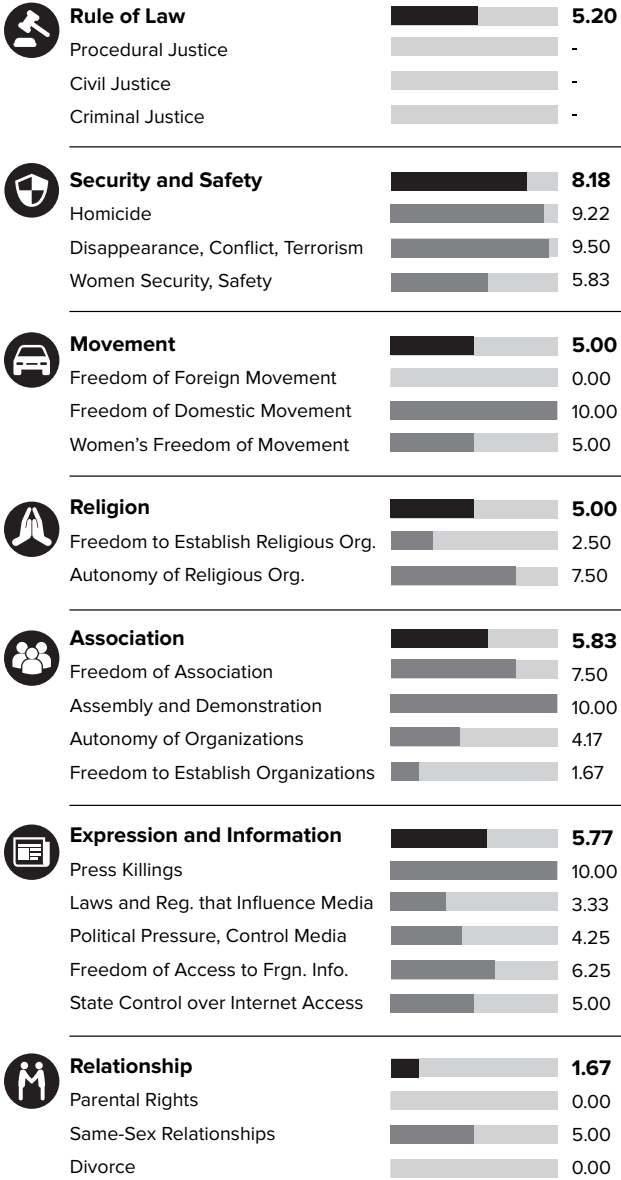
MIDDLE EAST & NORTH AFRICA

HUMAN FREEDOM

Ranking **111/159** | Score **6.41/10**

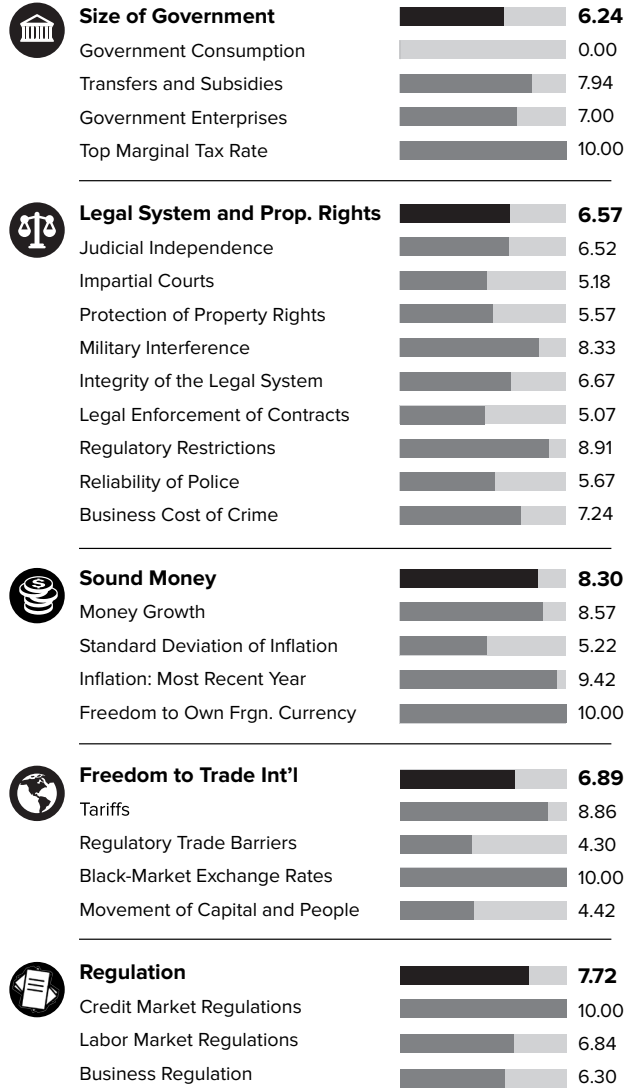
PERSONAL FREEDOM

Ranking **131/159** | Score **5.67/10**

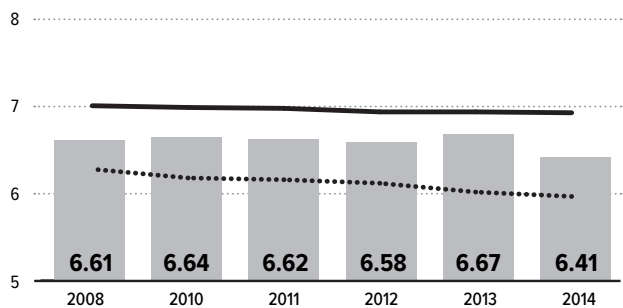


ECONOMIC FREEDOM

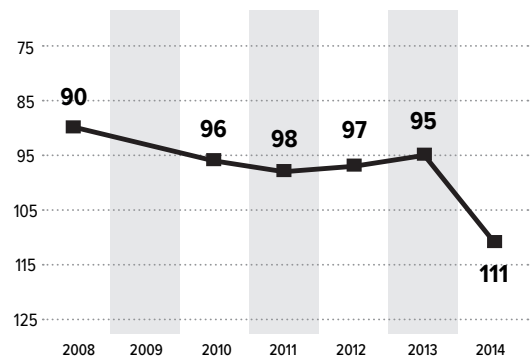
Ranking **71/159** | Score **7.14/10**



Human Freedom Score Over Time — World Avg. Regional Avg.



Human Freedom Ranking Over Time



KYRGYZ REPUBLIC

CENTRAL ASIA

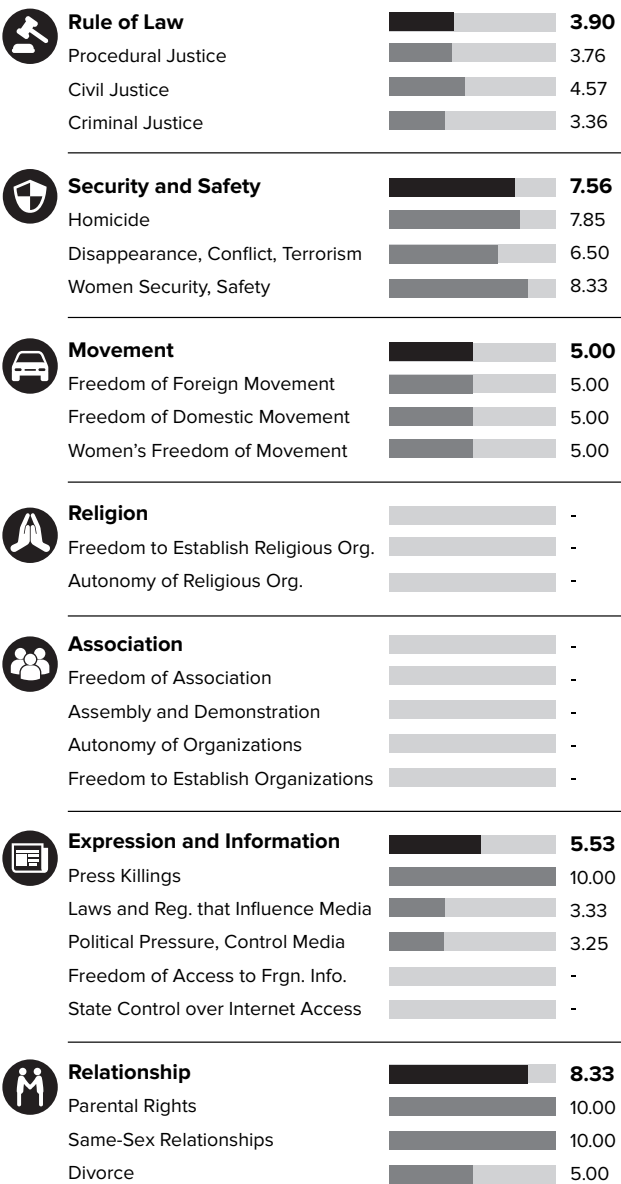


HUMAN FREEDOM

Ranking **98/159** | Score **6.58/10**

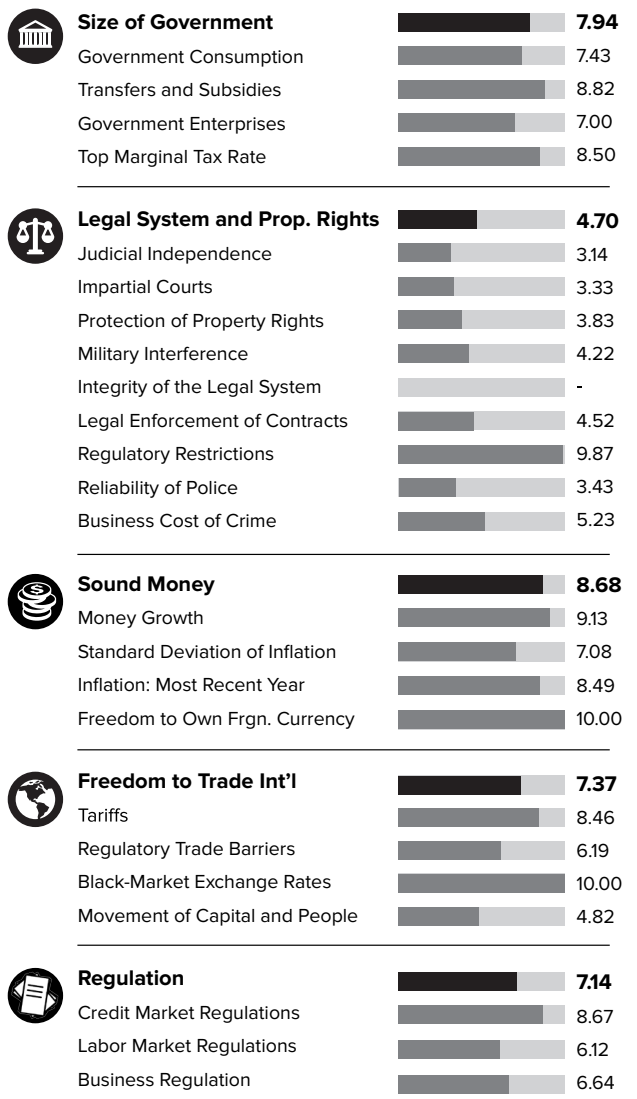
PERSONAL FREEDOM

Ranking **116/159** | Score **6.01/10**

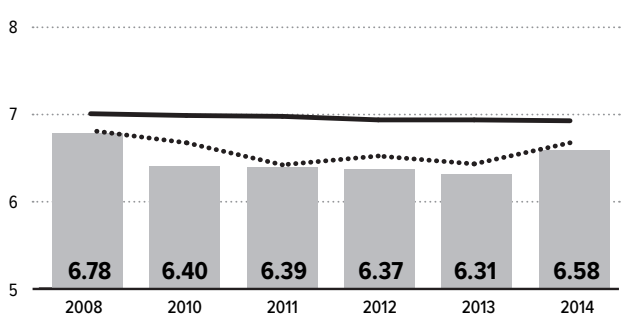


ECONOMIC FREEDOM

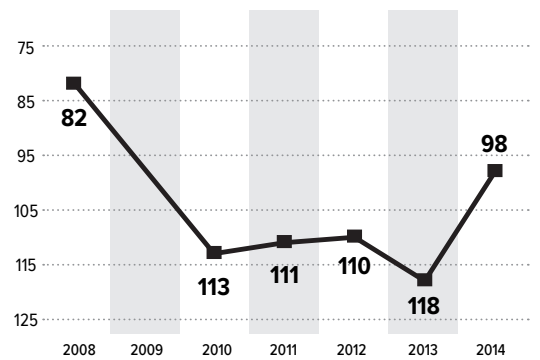
Ranking **70/159** | Score **7.16/10**



Human Freedom Score Over Time — World Avg. --- Regional Avg.




Human Freedom Ranking Over Time



LAOS

SOUTH EAST ASIA

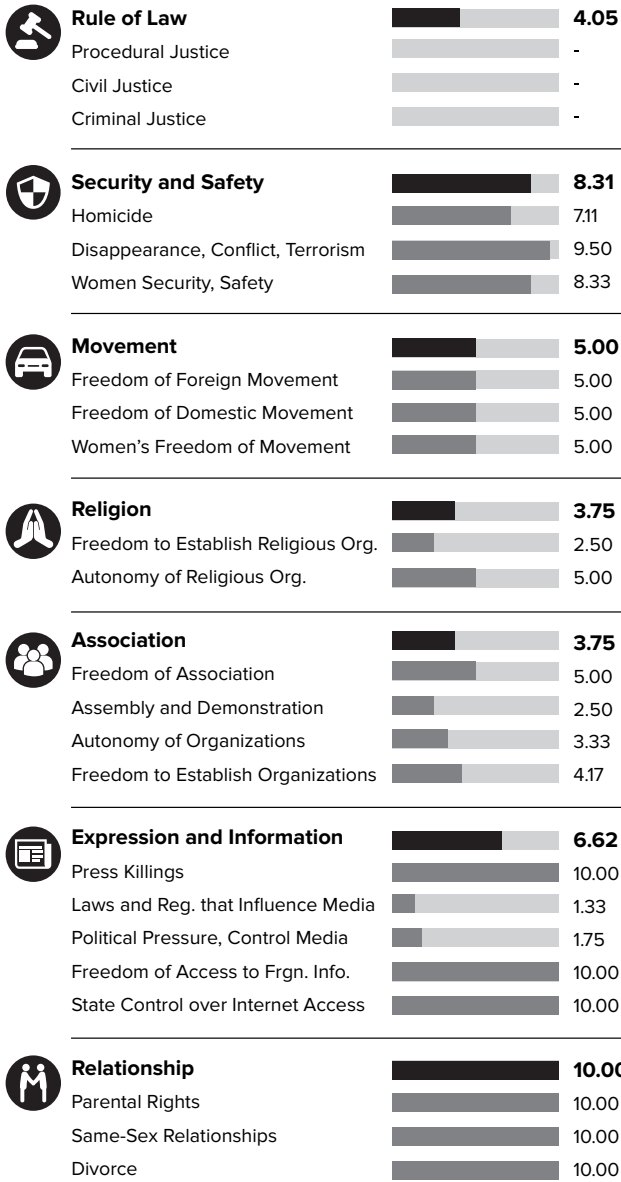


HUMAN FREEDOM

Ranking **109/159** | Score **6.43/10**

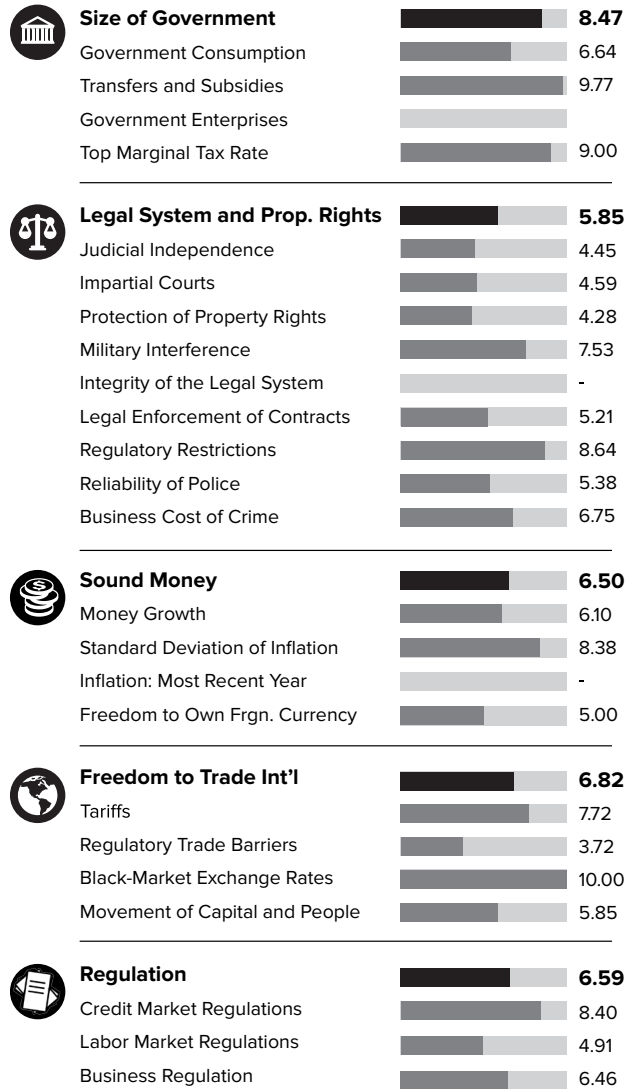
PERSONAL FREEDOM

Ranking **117/159** | Score **6.00/10**

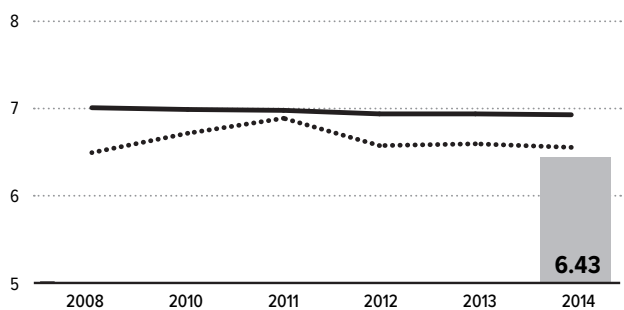


ECONOMIC FREEDOM

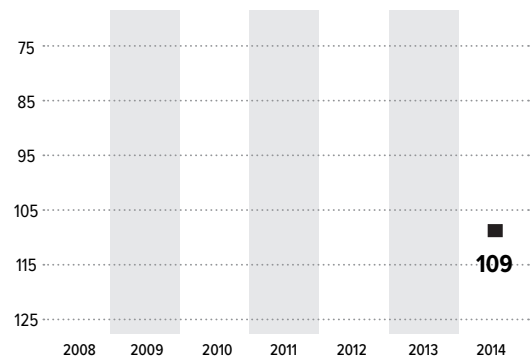
Ranking **91/159** | Score **6.85/10**



Human Freedom Score Over Time — World Avg. - - - Regional Avg.



Human Freedom Ranking Over Time



LATVIA

CENTRAL EUROPE & BALTICS

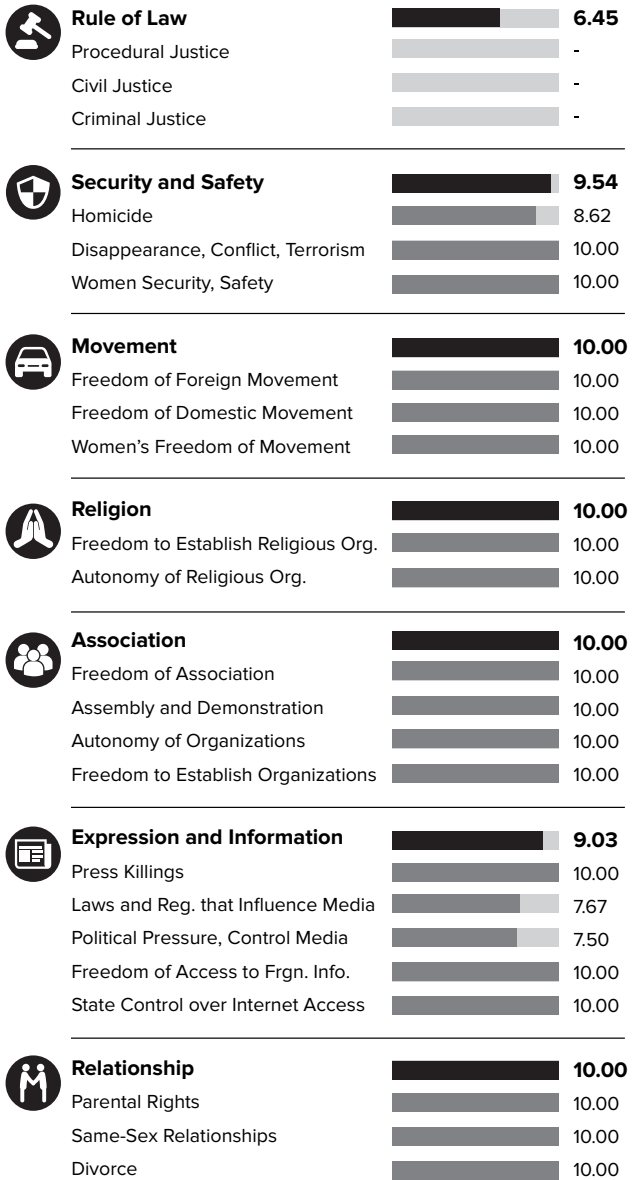


HUMAN FREEDOM

Ranking **24/159** | Score **8.24/10**

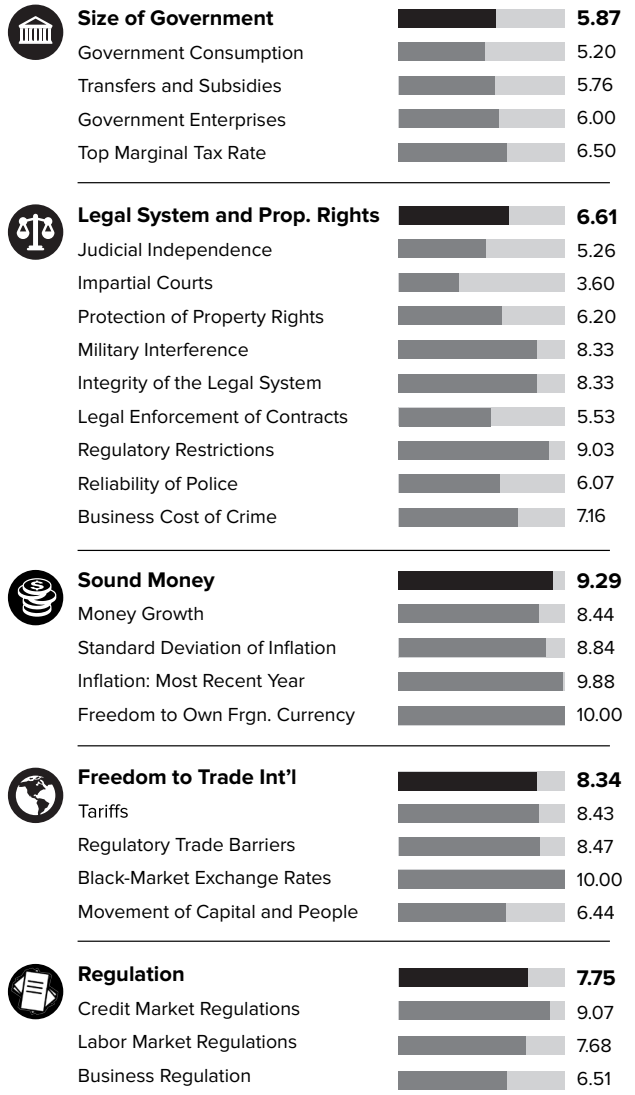
PERSONAL FREEDOM

Ranking **24/159** | Score **8.90/10**

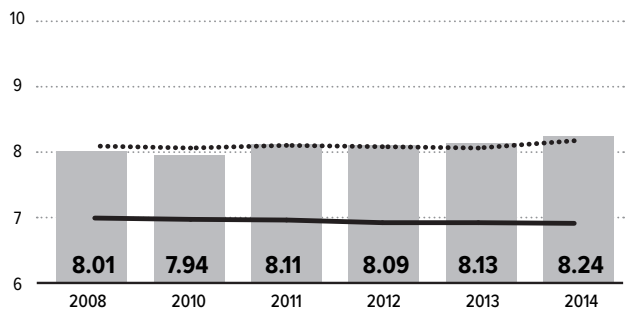


ECONOMIC FREEDOM

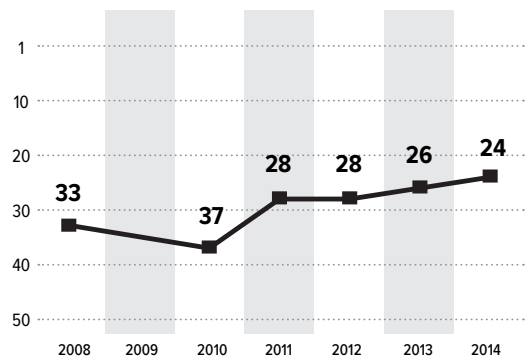
Ranking **27/159** | Score **7.57/10**



Human Freedom Score Over Time — World Avg. - - - Regional Avg.



Human Freedom Ranking Over Time



LEBANON

MIDDLE EAST & NORTH AFRICA

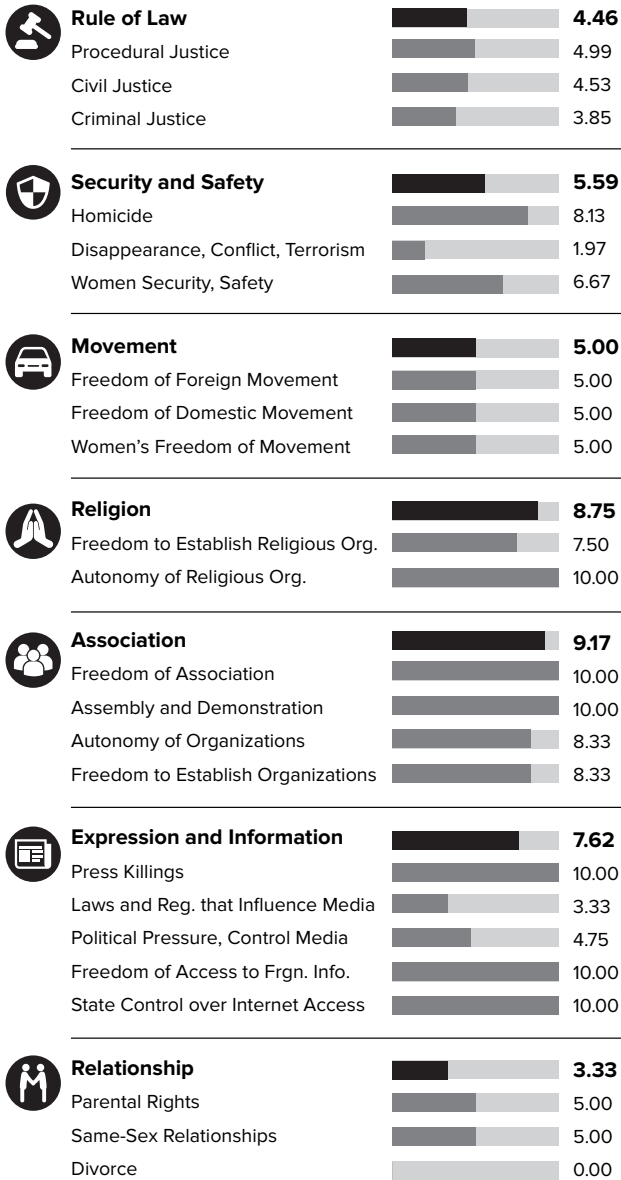


HUMAN FREEDOM

Ranking **108/159** | Score **6.48/10**

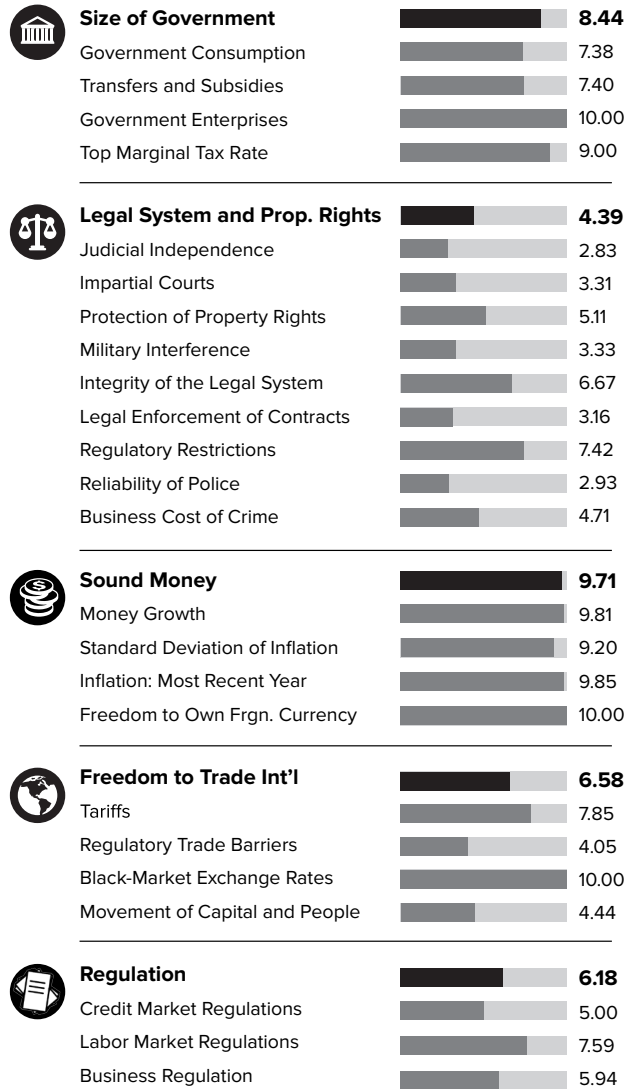
PERSONAL FREEDOM

Ranking **123/159** | Score **5.90/10**

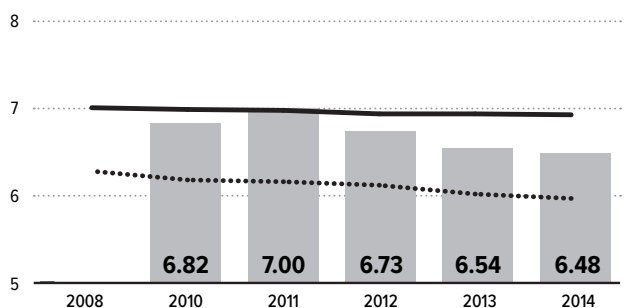


ECONOMIC FREEDOM

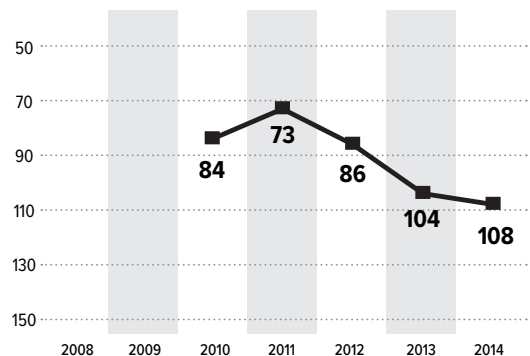
Ranking **76/159** | Score **7.06/10**



Human Freedom Score Over Time — World Avg. - - - Regional Avg.



Human Freedom Ranking Over Time



LESOTHO

SUB-SAHARAN AFRICA

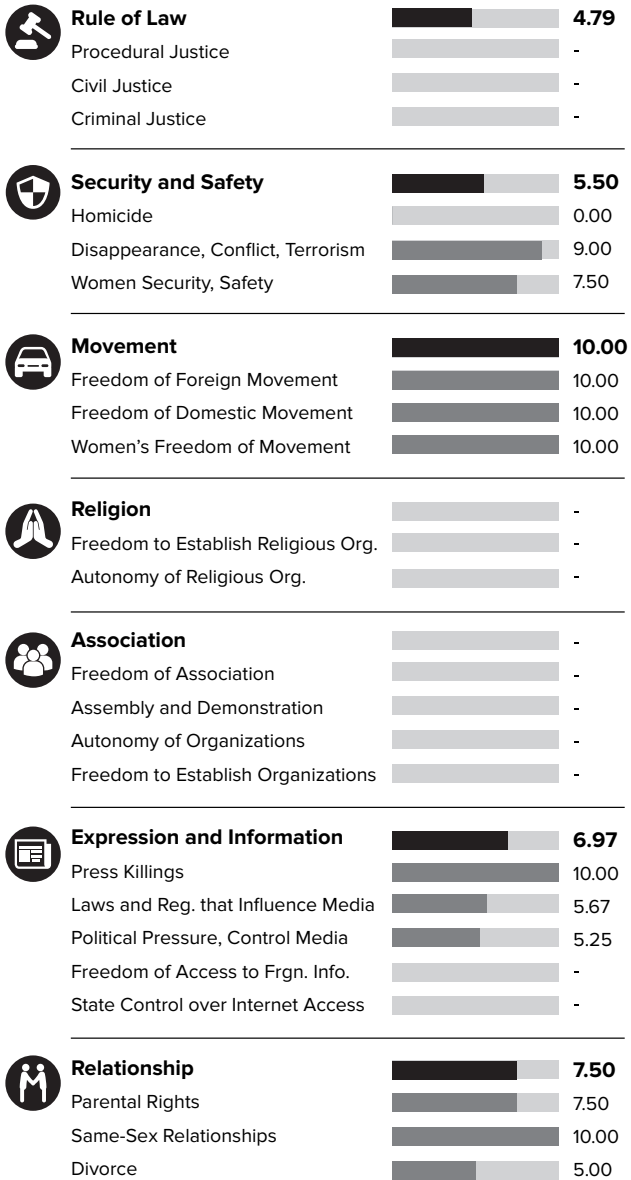


HUMAN FREEDOM

Ranking **94/159** | Score **6.66/10**

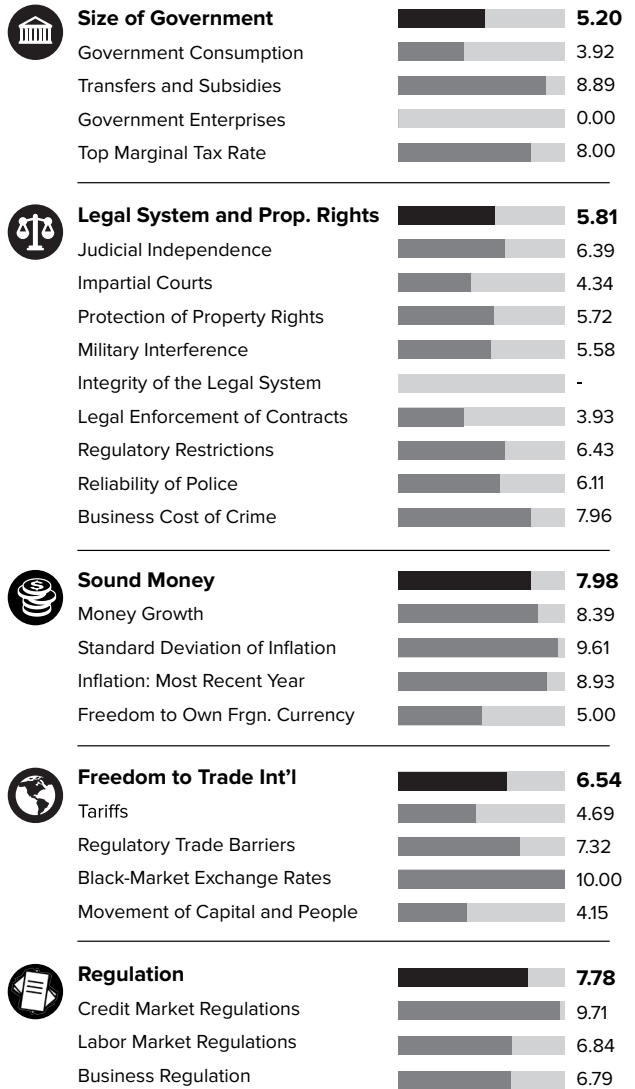
PERSONAL FREEDOM

Ranking **91/159** | Score **6.65/10**

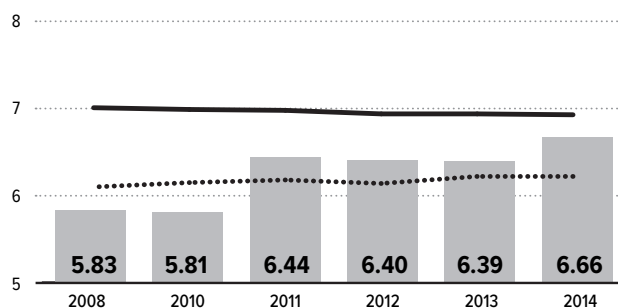


ECONOMIC FREEDOM

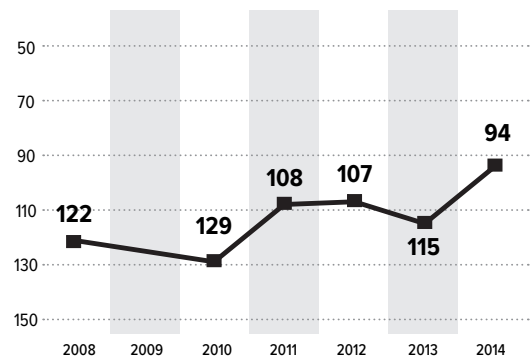
Ranking **102/159** | Score **6.66/10**



Human Freedom Score Over Time — World Avg. - - - Regional Avg.



Human Freedom Ranking Over Time



LIBERIA

SUB-SAHARAN AFRICA








































HUMAN FREEDOM

Ranking **94/159** | Score **6.66/10**



































PERSONAL FREEDOM

Ranking **112/159** | Score **6.09/10**

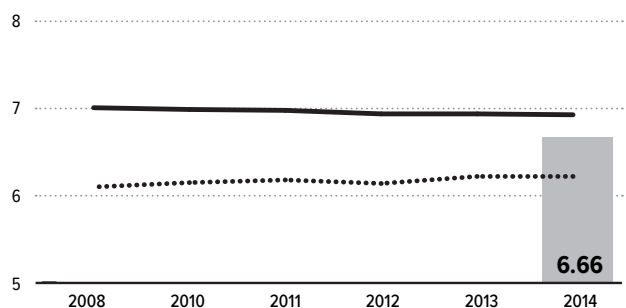
	Rule of Law		4.06
	Procedural Justice		4.58
	Civil Justice		4.44
	Criminal Justice		3.16
	Security and Safety		8.19
	Homicide		8.68
	Disappearance, Conflict, Terrorism		9.50
	Women Security, Safety		6.40
	Movement		6.67
	Freedom of Foreign Movement		10.00
	Freedom of Domestic Movement		5.00
	Women's Freedom of Movement		5.00
	Religion		7.50
	Freedom to Establish Religious Org.		7.50
	Autonomy of Religious Org.		7.50
	Association		5.21
	Freedom of Association		5.00
	Assembly and Demonstration		5.00
	Autonomy of Organizations		5.83
	Freedom to Establish Organizations		5.00
	Expression and Information		6.77
	Press Killings		10.00
	Laws and Reg. that Influence Media		4.33
	Political Pressure, Control Media		4.50
	Freedom of Access to Frgn. Info.		7.50
	State Control over Internet Access		7.50
	Relationship		4.17
	Parental Rights		7.50
	Same-Sex Relationships		0.00
	Divorce		5.00

ECONOMIC FREEDOM

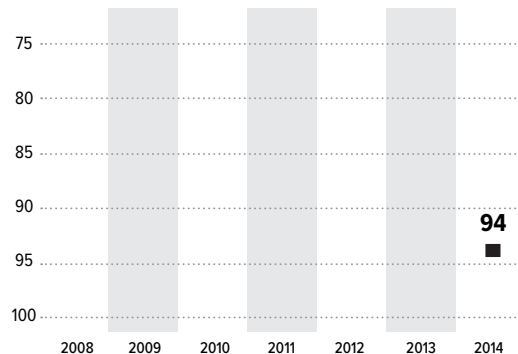
Ranking **65/159** | Score **7.20/10**

	Size of Government		8.25
	Government Consumption		8.57
	Transfers and Subsidies		8.17
	Government Enterprises		-
	Top Marginal Tax Rate		8.00
	Legal System and Prop. Rights		4.65
	Judicial Independence		5.38
	Impartial Courts		4.90
	Protection of Property Rights		5.67
	Military Interference		5.00
	Integrity of the Legal System		3.33
	Legal Enforcement of Contracts		2.87
	Regulatory Restrictions		4.90
	Reliability of Police		4.43
	Business Cost of Crime		5.42
	Sound Money		9.15
	Money Growth		8.72
	Standard Deviation of Inflation		8.74
	Inflation: Most Recent Year		-
	Freedom to Own Frgn. Currency		10.00
	Freedom to Trade Int'l		5.60
	Tariffs		7.10
	Regulatory Trade Barriers		0.00
	Black-Market Exchange Rates		10.00
	Movement of Capital and People		5.29
	Regulation		8.47
	Credit Market Regulations		9.50
	Labor Market Regulations		7.71
	Business Regulation		8.20

Human Freedom Score Over Time — World Avg. --- Regional Avg.



Human Freedom Ranking Over Time



LIBYA

MIDDLE EAST & NORTH AFRICA

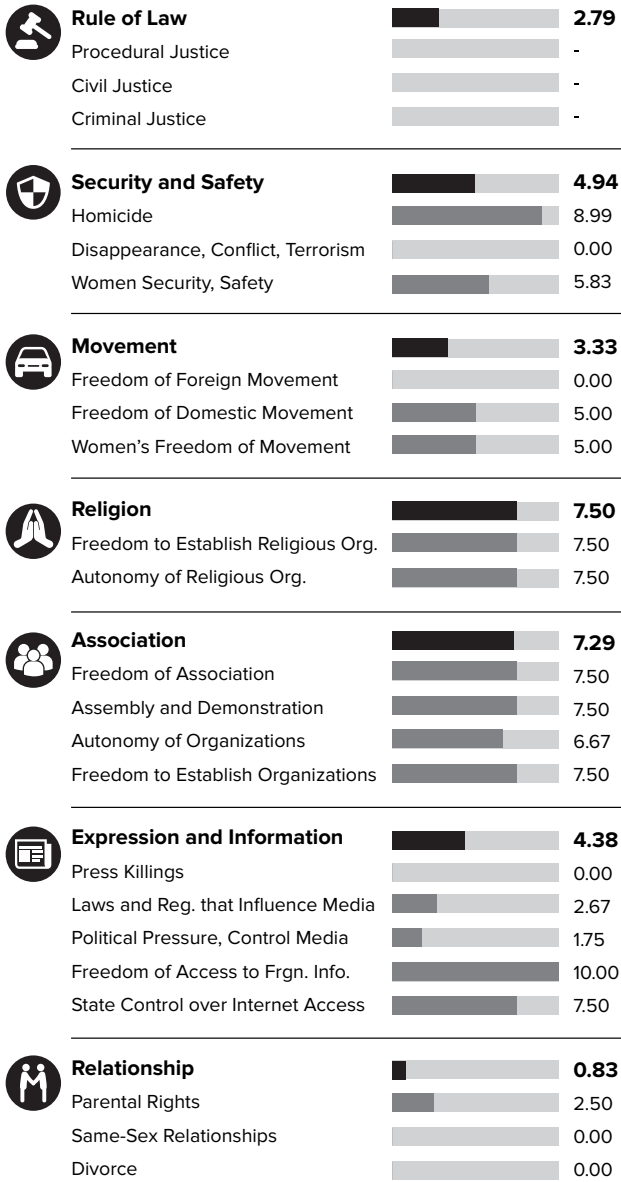


HUMAN FREEDOM

Ranking **159/159** | Score **4.42/10**

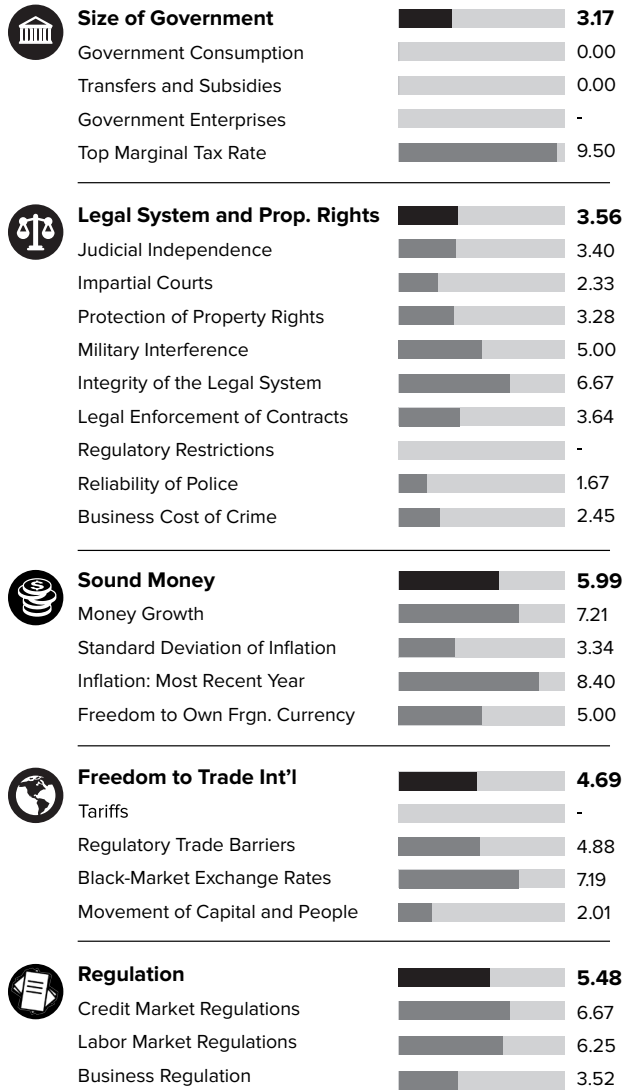
PERSONAL FREEDOM

Ranking **155/159** | Score **4.27/10**

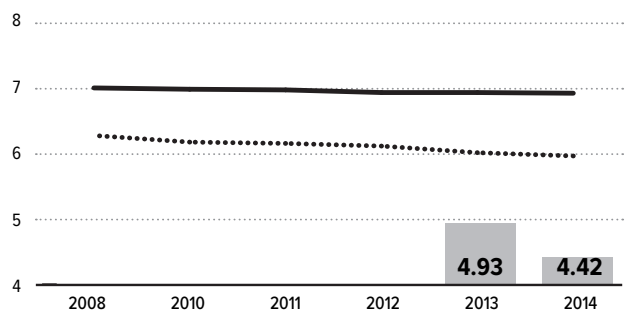


ECONOMIC FREEDOM

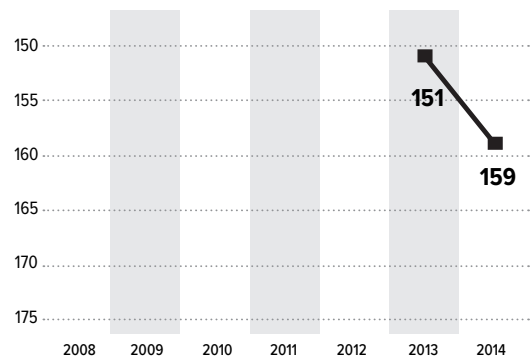
Ranking **158/159** | Score **4.58/10**



Human Freedom Score Over Time — World Avg. Regional Avg.



Human Freedom Ranking Over Time



LITHUANIA

CENTRAL EUROPE & BALTICS

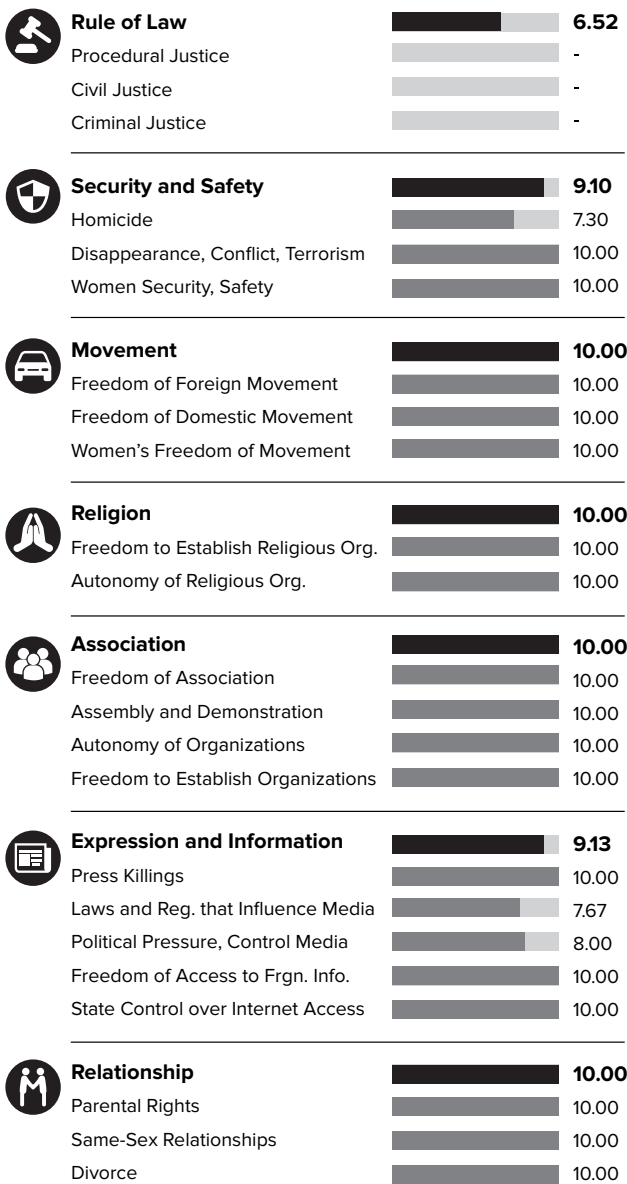


HUMAN FREEDOM

Ranking **32/159** | Score **8.04/10**

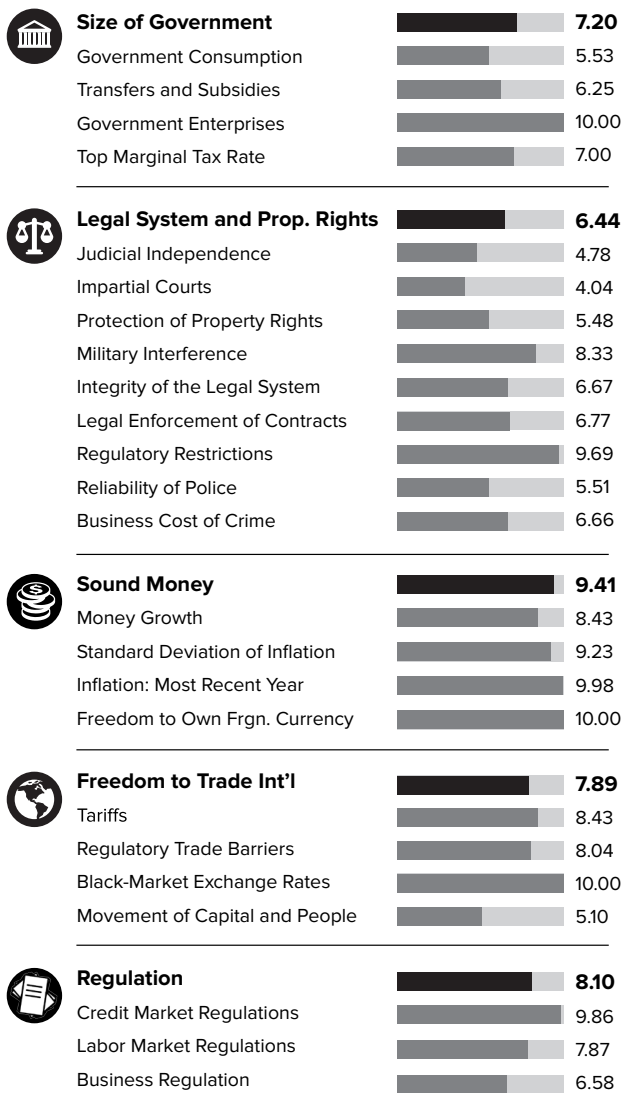
PERSONAL FREEDOM

Ranking **26/159** | Score **8.82/10**

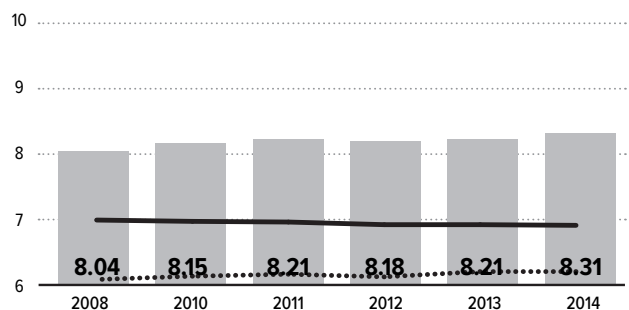


ECONOMIC FREEDOM

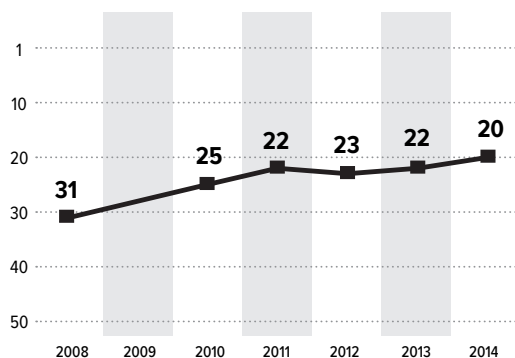
Ranking **15/159** | Score **7.81/10**



Human Freedom Score Over Time — World Avg. - - - Regional Avg.



Human Freedom Ranking Over Time



LUXEMBOURG

WESTERN EUROPE








































HUMAN FREEDOM

Ranking **11/159** | Score **8.53/10**



































PERSONAL FREEDOM

Ranking **7/159** | Score **9.41/10**

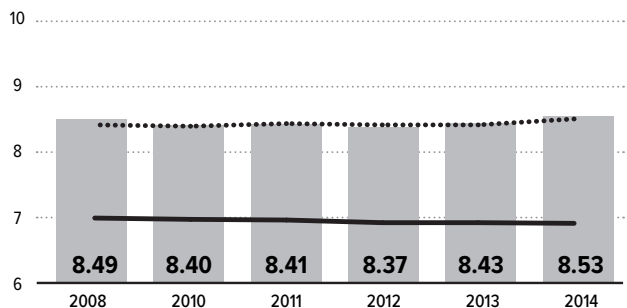
	Rule of Law		8.04
	Procedural Justice		-
	Civil Justice		-
	Criminal Justice		-
	Security and Safety		9.97
	Homicide		9.92
	Disappearance, Conflict, Terrorism		10.00
	Women Security, Safety		10.00
	Movement		10.00
	Freedom of Foreign Movement		10.00
	Freedom of Domestic Movement		10.00
	Women's Freedom of Movement		10.00
	Religion		-
	Freedom to Establish Religious Org.		-
	Autonomy of Religious Org.		-
	Association		-
	Freedom of Association		-
	Assembly and Demonstration		-
	Autonomy of Organizations		-
	Freedom to Establish Organizations		-
	Expression and Information		9.44
	Press Killings		10.00
	Laws and Reg. that Influence Media		9.33
	Political Pressure, Control Media		9.00
	Freedom of Access to Frgn. Info.		-
	State Control over Internet Access		-
	Relationship		10.00
	Parental Rights		10.00
	Same-Sex Relationships		10.00
	Divorce		10.00

ECONOMIC FREEDOM

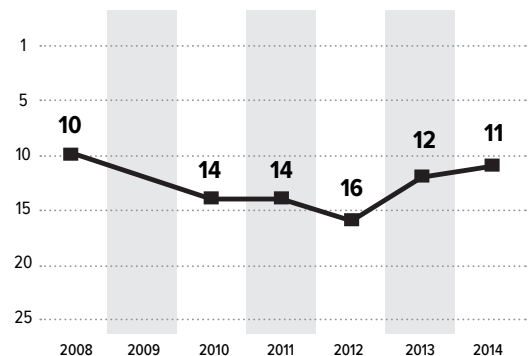
Ranking **23/159** | Score **7.65/10**

	Size of Government		4.52
	Government Consumption		1.37
	Transfers and Subsidies		3.23
	Government Enterprises		8.00
	Top Marginal Tax Rate		5.50
	Legal System and Prop. Rights		8.37
	Judicial Independence		8.70
	Impartial Courts		7.42
	Protection of Property Rights		8.72
	Military Interference		10.00
	Integrity of the Legal System		10.00
	Legal Enforcement of Contracts		7.46
	Regulatory Restrictions		6.18
	Reliability of Police		8.57
	Business Cost of Crime		8.30
	Sound Money		9.49
	Money Growth		8.76
	Standard Deviation of Inflation		9.31
	Inflation: Most Recent Year		9.87
	Freedom to Own Frgn. Currency		10.00
	Freedom to Trade Int'l		8.42
	Tariffs		8.43
	Regulatory Trade Barriers		9.13
	Black-Market Exchange Rates		10.00
	Movement of Capital and People		6.11
	Regulation		7.46
	Credit Market Regulations		9.33
	Labor Market Regulations		5.99
	Business Regulation		7.05

Human Freedom Score Over Time — World Avg. --- Regional Avg.



Human Freedom Ranking Over Time



MACEDONIA

SOUTH EASTERN EUROPE



HUMAN FREEDOM

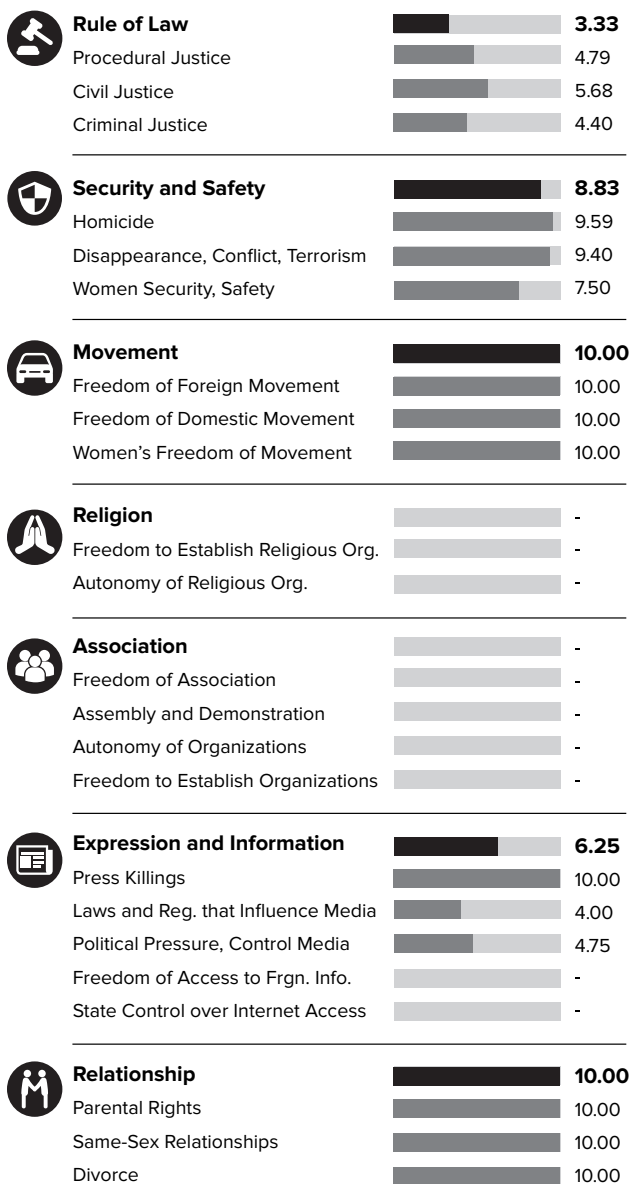
Ranking
55/159

Score
7.32/10

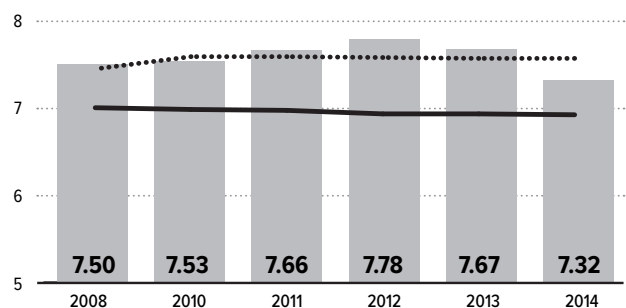
PERSONAL FREEDOM

Ranking
59/159

Score
7.42/10



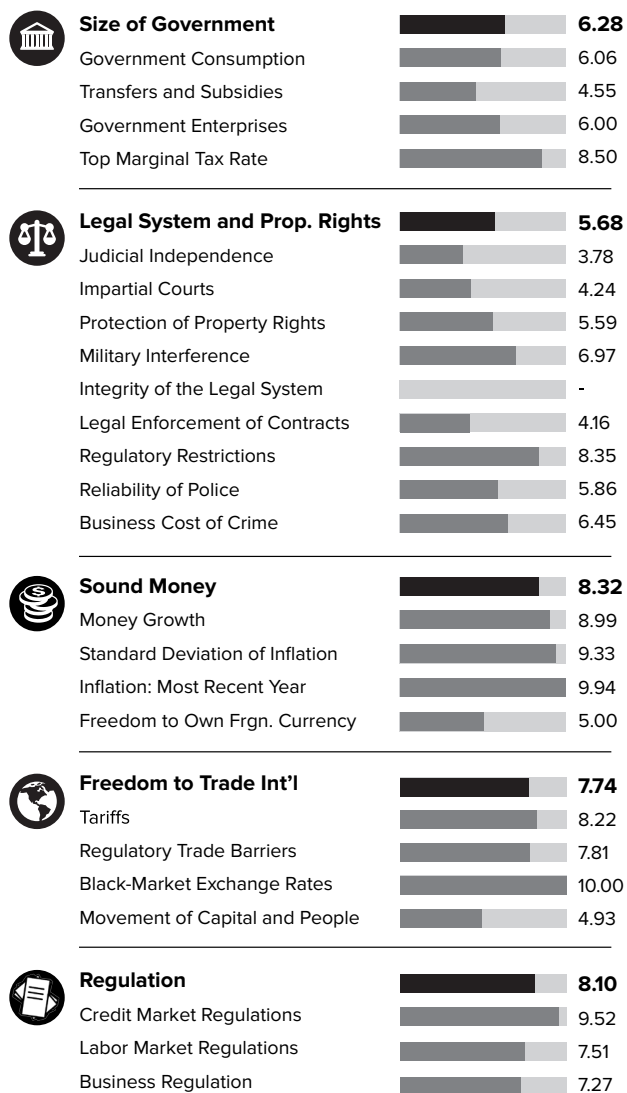
Human Freedom Score Over Time — World Avg. Regional Avg.



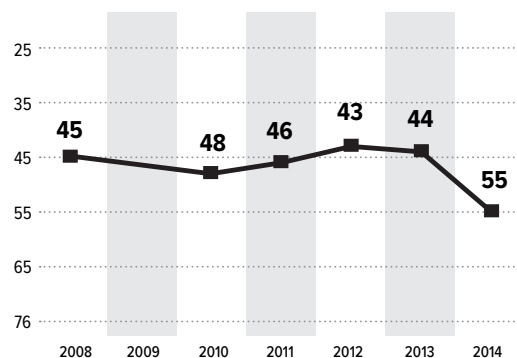
ECONOMIC FREEDOM

Ranking
65/159

Score
7.22/10




Human Freedom Ranking Over Time



MADAGASCAR

SUB-SAHARAN AFRICA

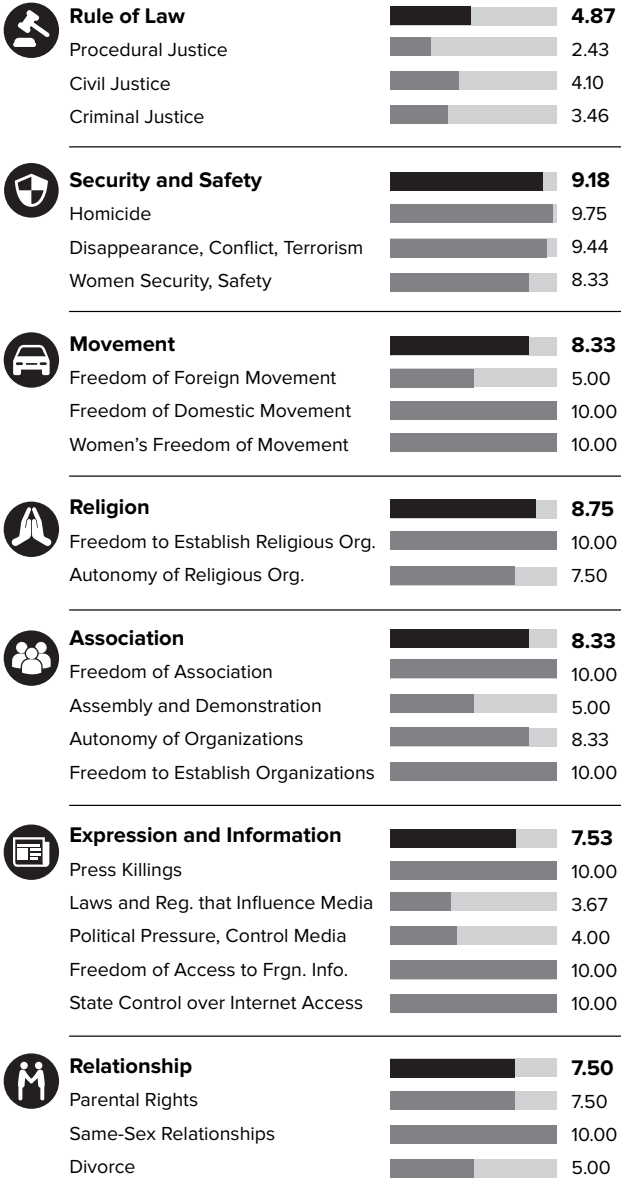


HUMAN FREEDOM

Ranking **65/159** | Score **7.05/10**

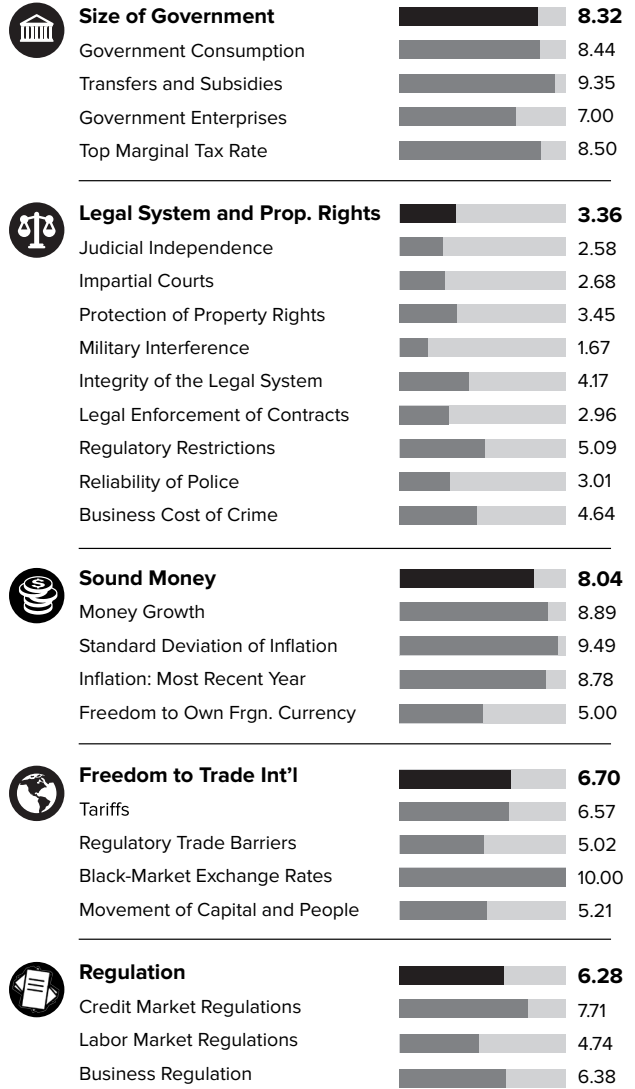
PERSONAL FREEDOM

Ranking **53/159** | Score **7.56/10**

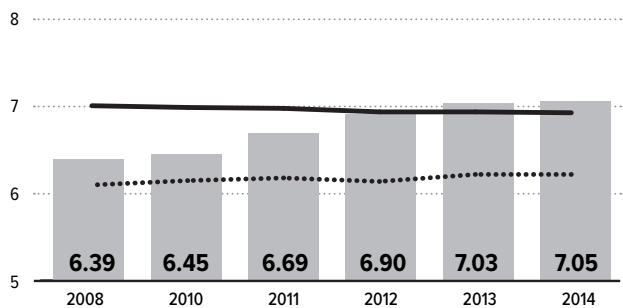


ECONOMIC FREEDOM

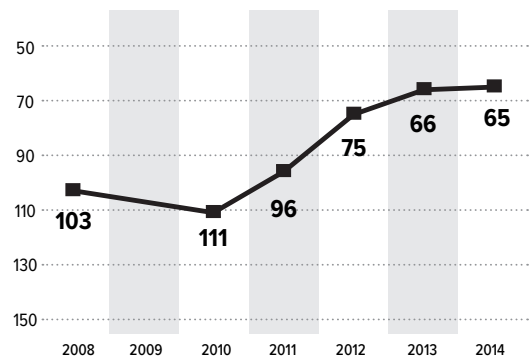
Ranking **108/159** | Score **6.54/10**



Human Freedom Score Over Time — World Avg. Regional Avg.



Human Freedom Ranking Over Time



MALAWI

SUB-SAHARAN AFRICA

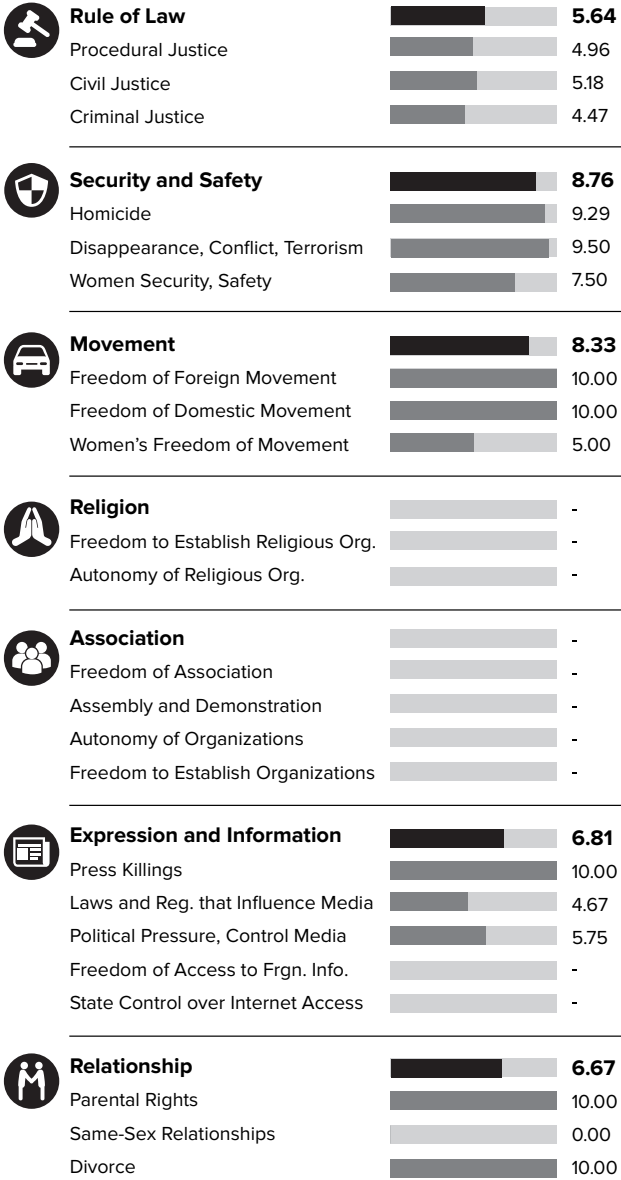


HUMAN FREEDOM

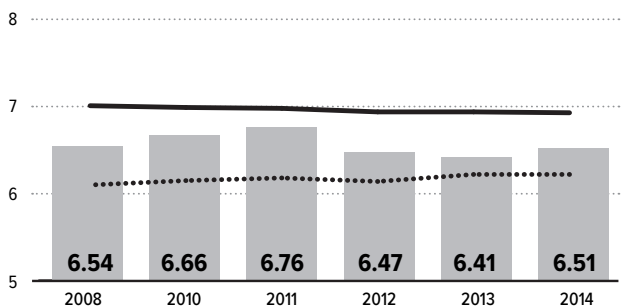
Ranking **106/159** | Score **6.51/10**

PERSONAL FREEDOM

Ranking **68/159** | Score **7.24/10**

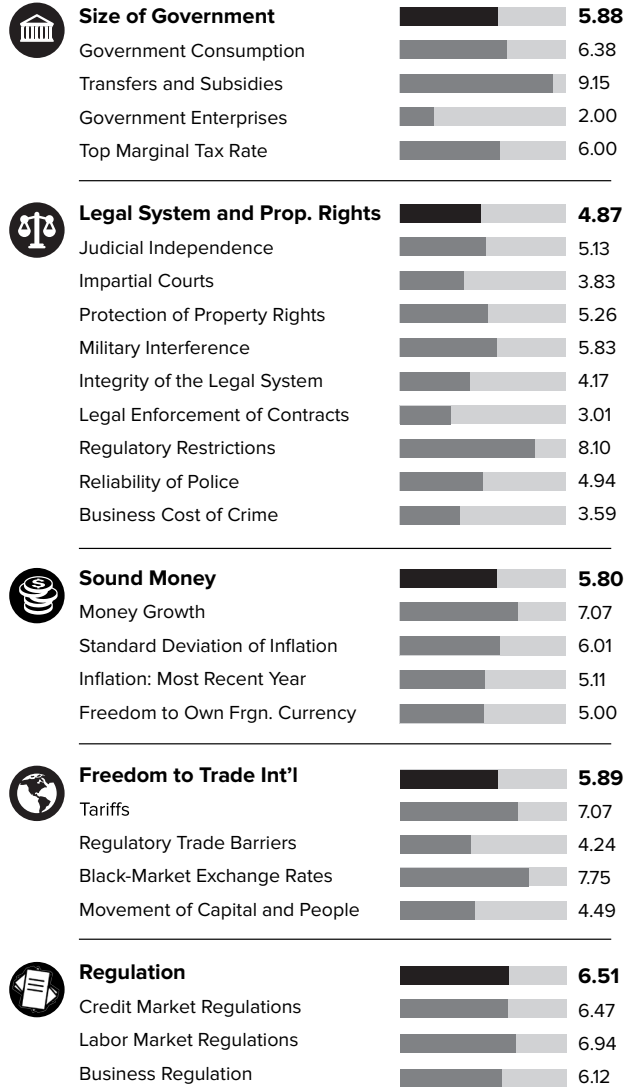


Human Freedom Score Over Time — World Avg. Regional Avg.

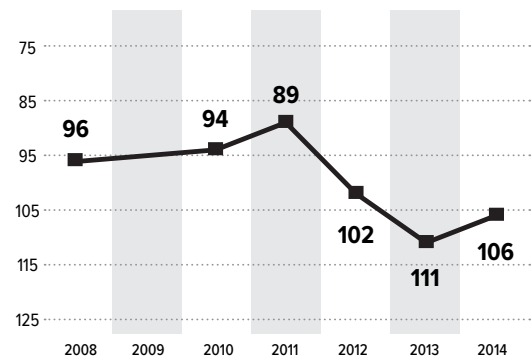


ECONOMIC FREEDOM

Ranking **141/159** | Score **5.79/10**




Human Freedom Ranking Over Time



MALAYSIA

SOUTH EAST ASIA




HUMAN FREEDOM

Ranking **115/159** | Score **6.39/10**

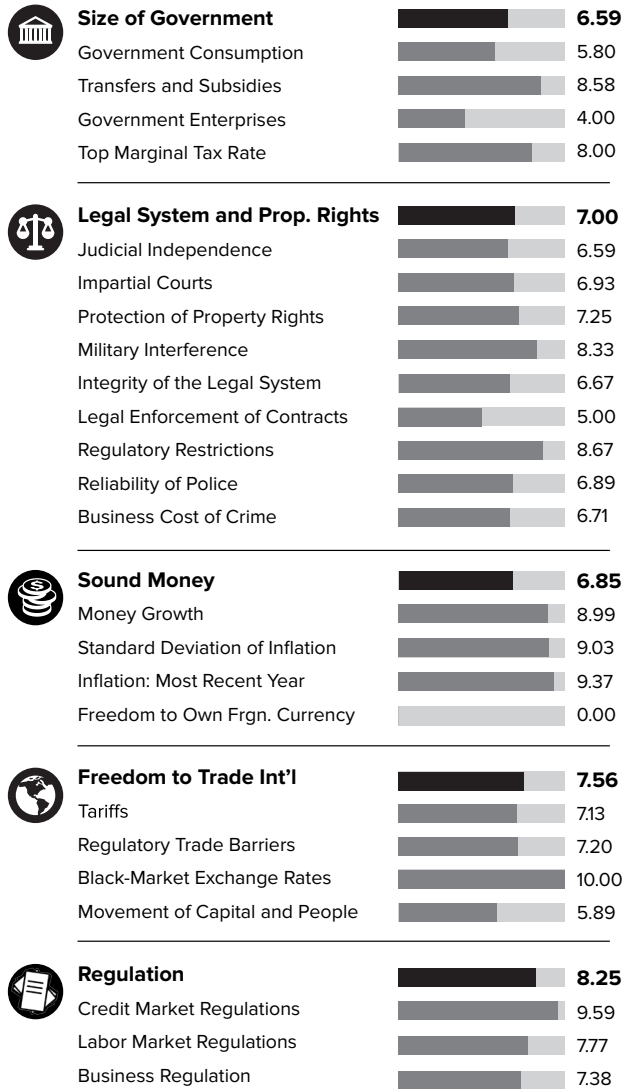
PERSONAL FREEDOM

Ranking **133/159** | Score **5.53/10**

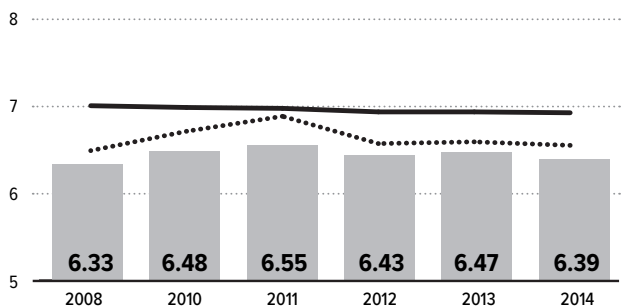


ECONOMIC FREEDOM

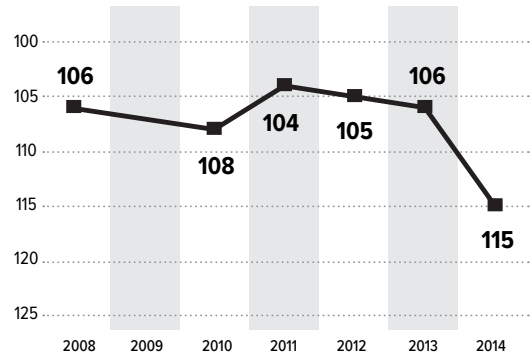
Ranking **62/159** | Score **7.25/10**



Human Freedom Score Over Time — World Avg. --- Regional Avg.




Human Freedom Ranking Over Time



MALI

SUB-SAHARAN AFRICA

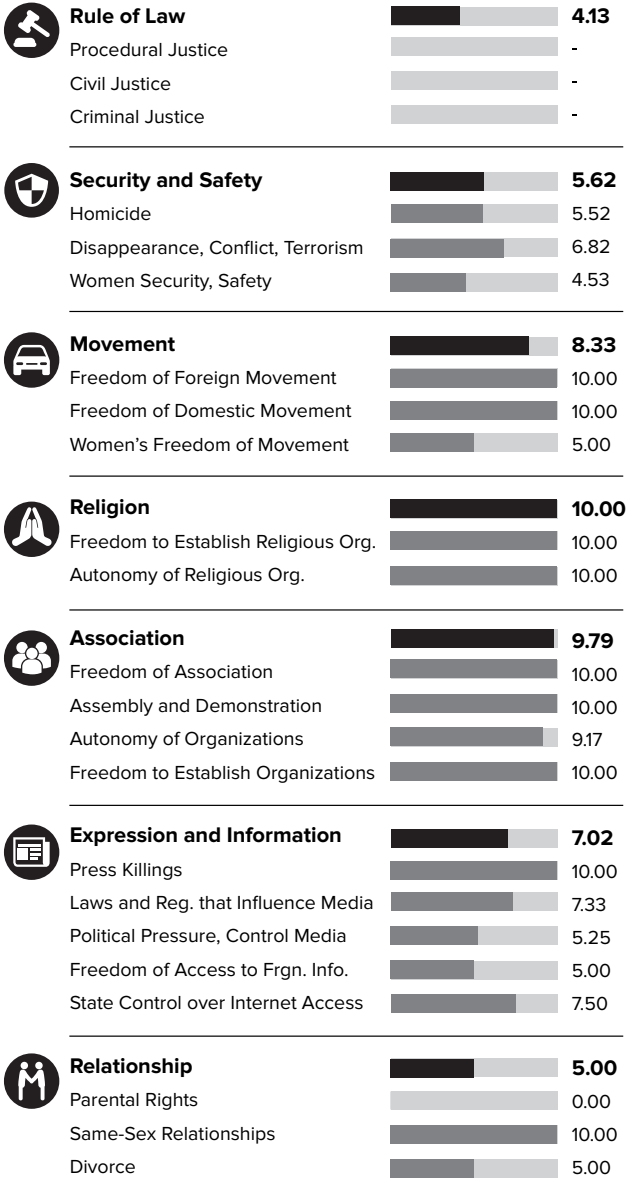


HUMAN FREEDOM

Ranking **124/159** | Score **6.21/10**

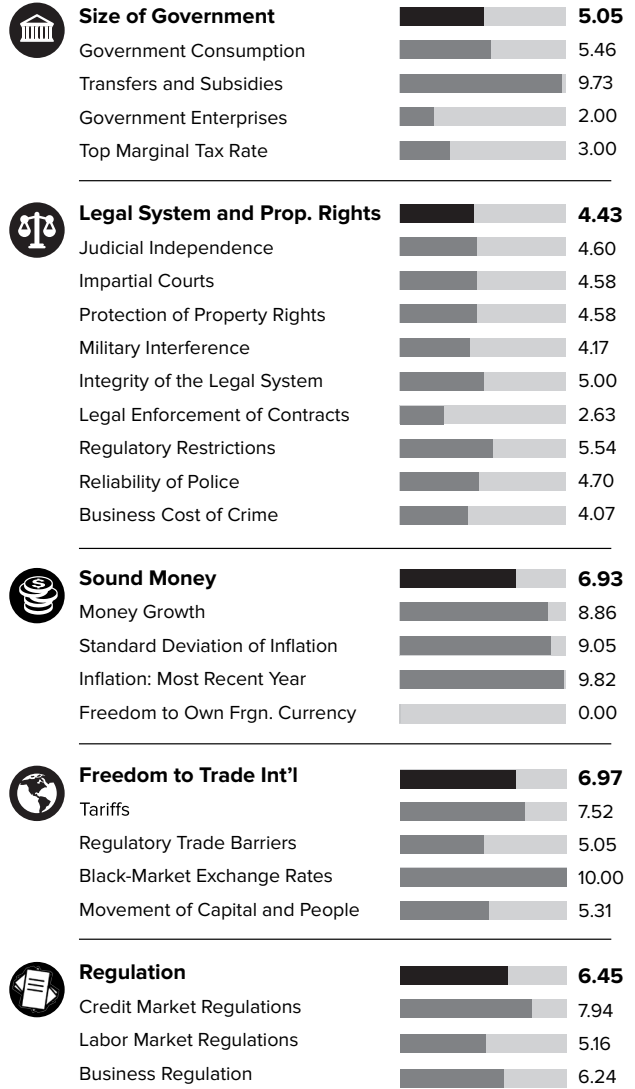
PERSONAL FREEDOM

Ranking **100/159** | Score **6.45/10**

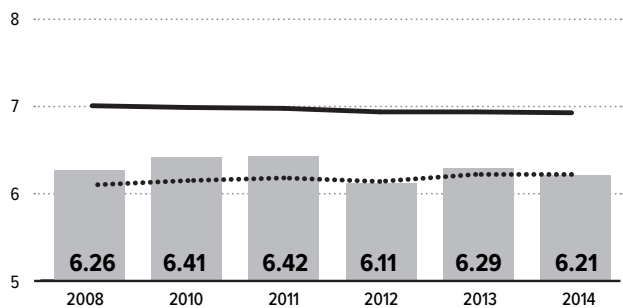


ECONOMIC FREEDOM

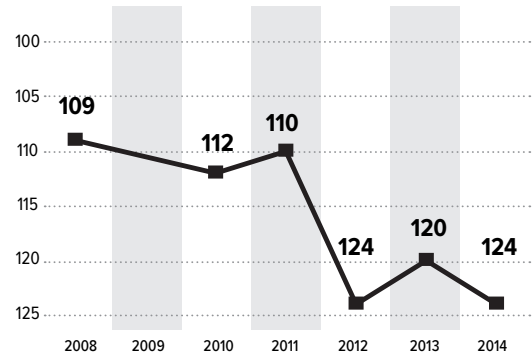
Ranking **137/159** | Score **5.97/10**



Human Freedom Score Over Time — World Avg. Regional Avg.




Human Freedom Ranking Over Time



MALTA

SOUTHERN EUROPE

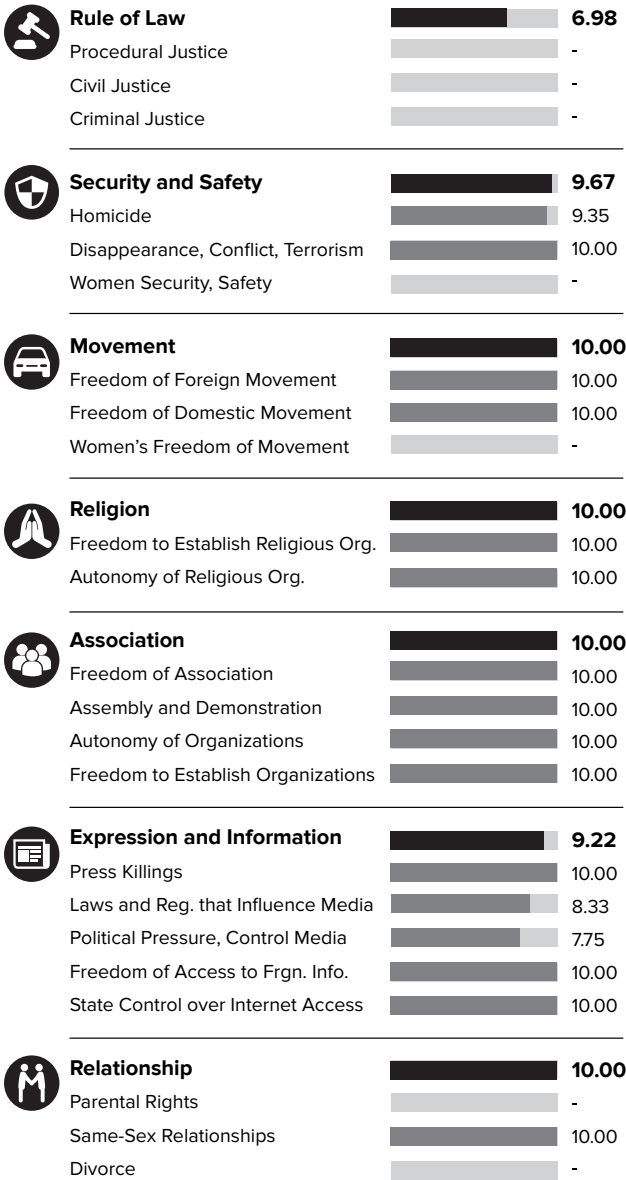


HUMAN FREEDOM

Ranking **16/159** | Score **8.41/10**

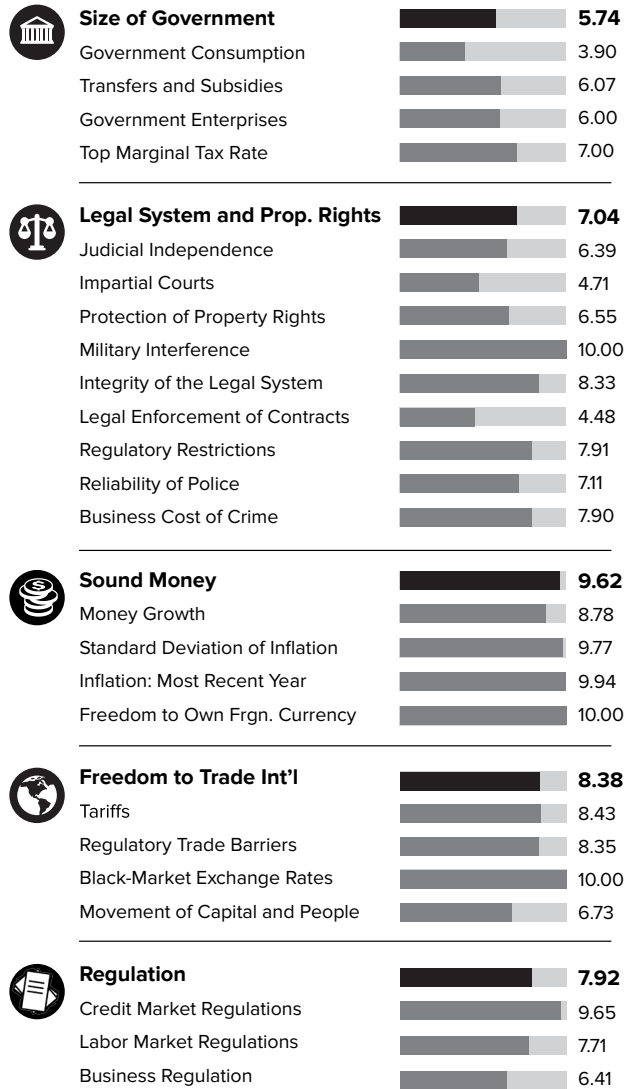
PERSONAL FREEDOM

Ranking **19/159** | Score **9.08/10**

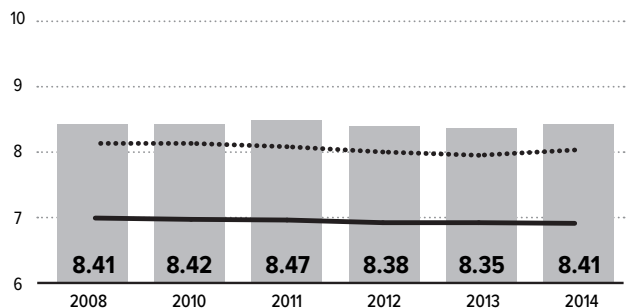


ECONOMIC FREEDOM

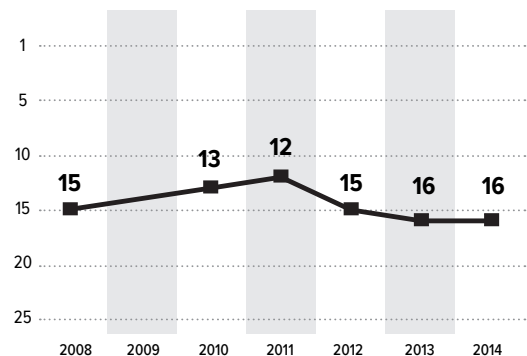
Ranking **17/159** | Score **7.74/10**



Human Freedom Score Over Time — World Avg. Regional Avg.



Human Freedom Ranking Over Time



MAURITANIA

SUB-SAHARAN AFRICA

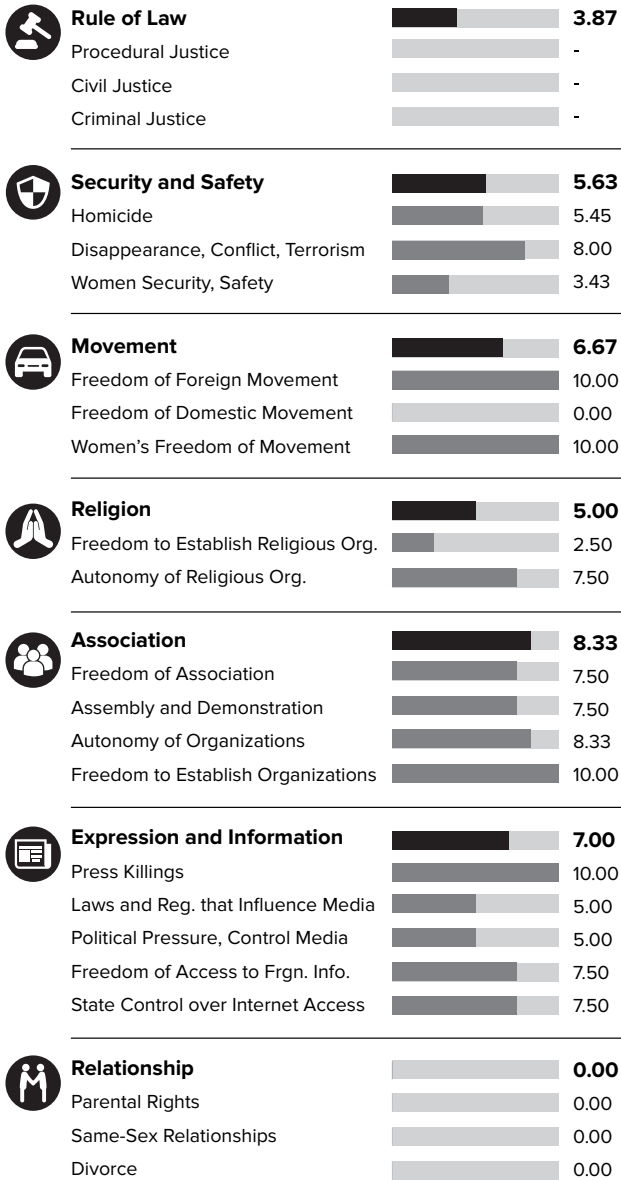


HUMAN FREEDOM

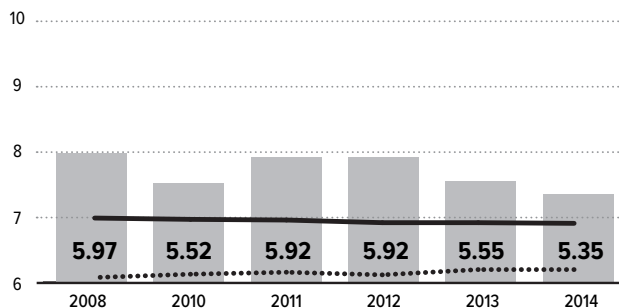
Ranking **143/159** | Score **5.35/10**

PERSONAL FREEDOM

Ranking **144/159** | Score **5.08/10**

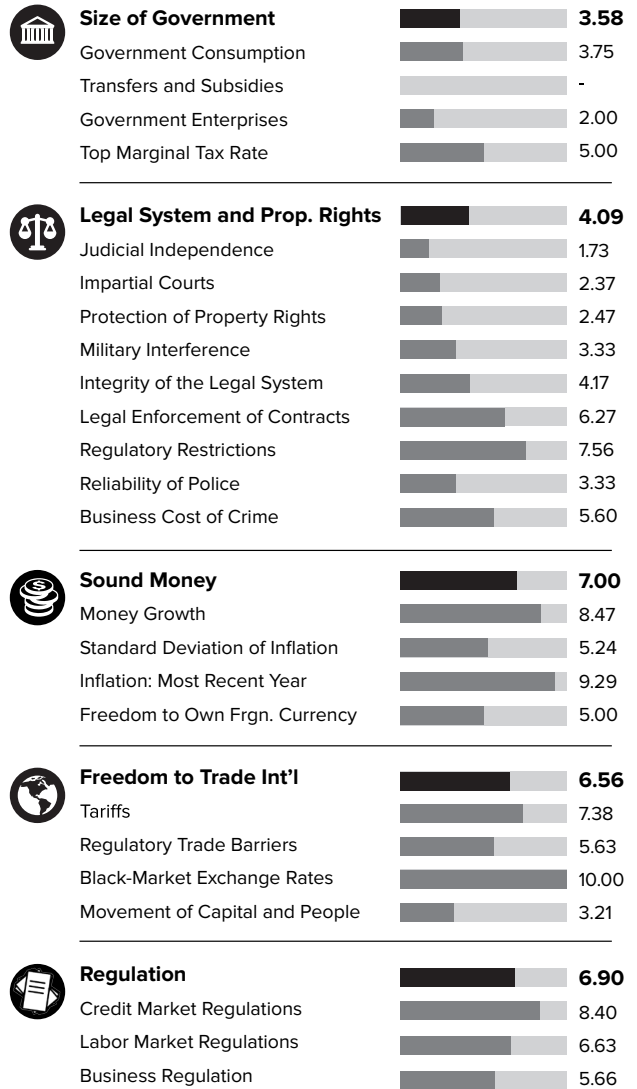


Human Freedom Score Over Time — World Avg. --- Regional Avg.

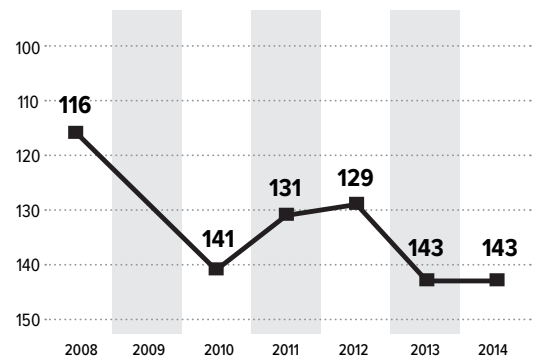


ECONOMIC FREEDOM

Ranking **144/159** | Score **5.63/10**



Human Freedom Ranking Over Time



MAURITIUS

SUB-SAHARAN AFRICA

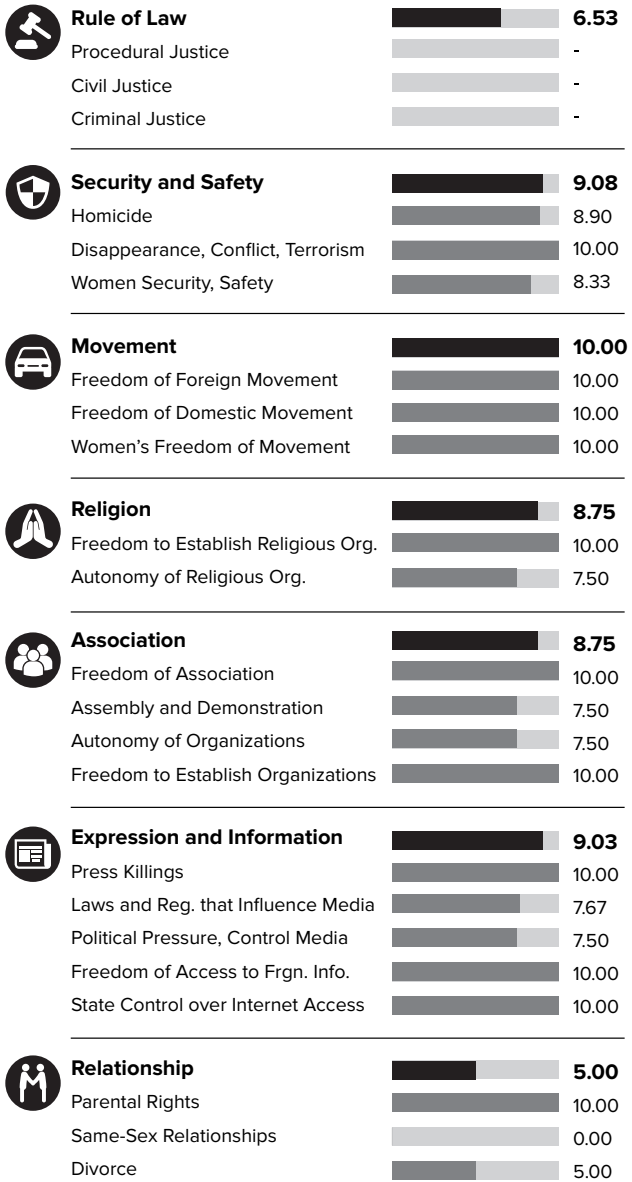


HUMAN FREEDOM

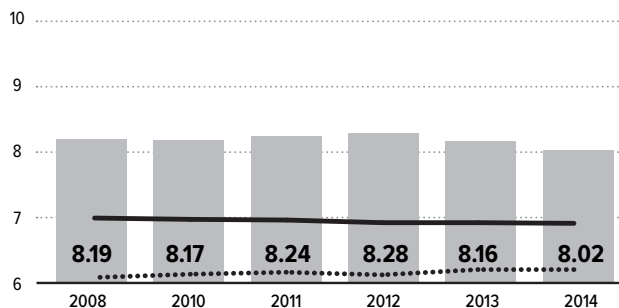
Ranking **34/159** | Score **8.02/10**

PERSONAL FREEDOM

Ranking **45/159** | Score **8.06/10**

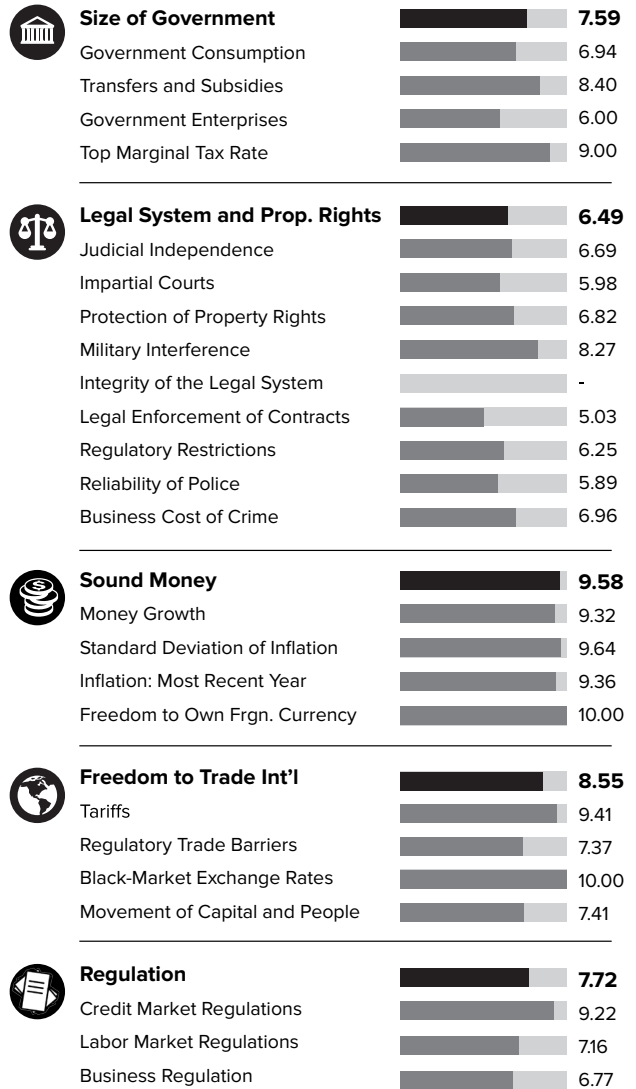


Human Freedom Score Over Time — World Avg. - - - Regional Avg.

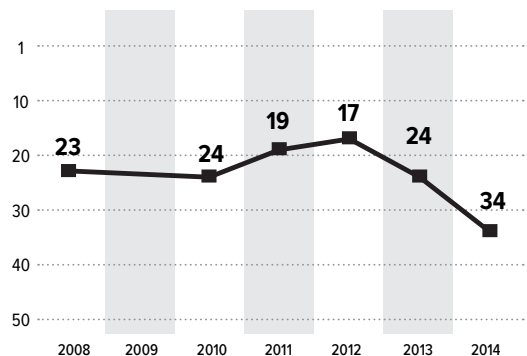


ECONOMIC FREEDOM

Ranking **5/159** | Score **7.98/10**



Human Freedom Ranking Over Time



MEXICO

CENTRAL AMERICA, MEXICO & THE CARIBBEAN

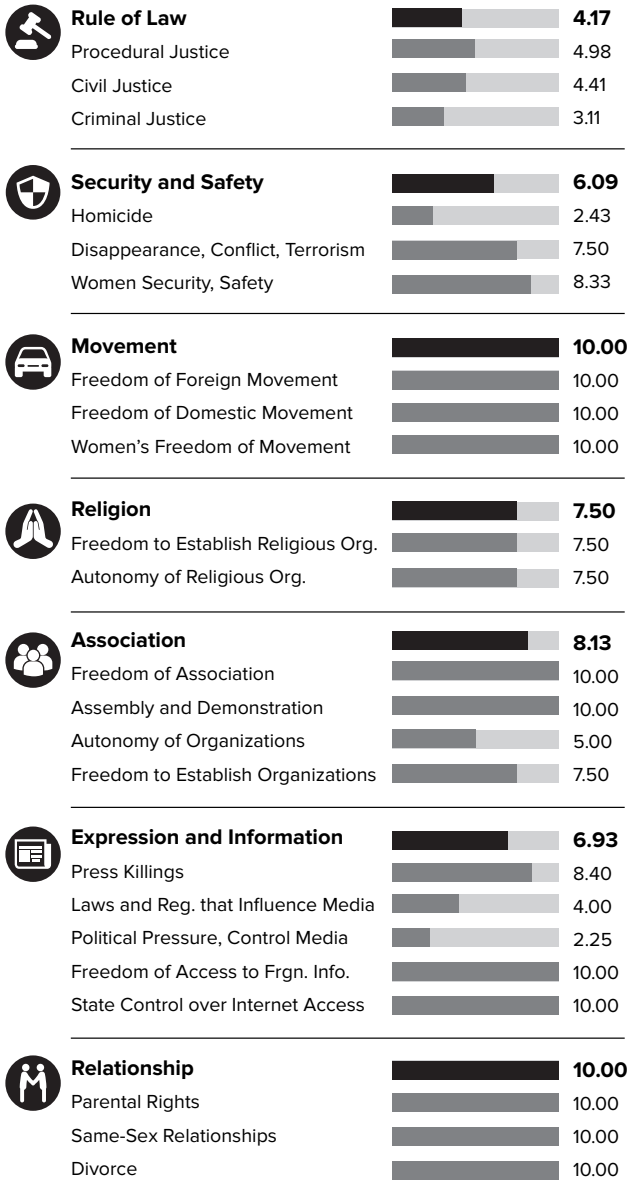


HUMAN FREEDOM

Ranking **77/159** | Score **6.85/10**

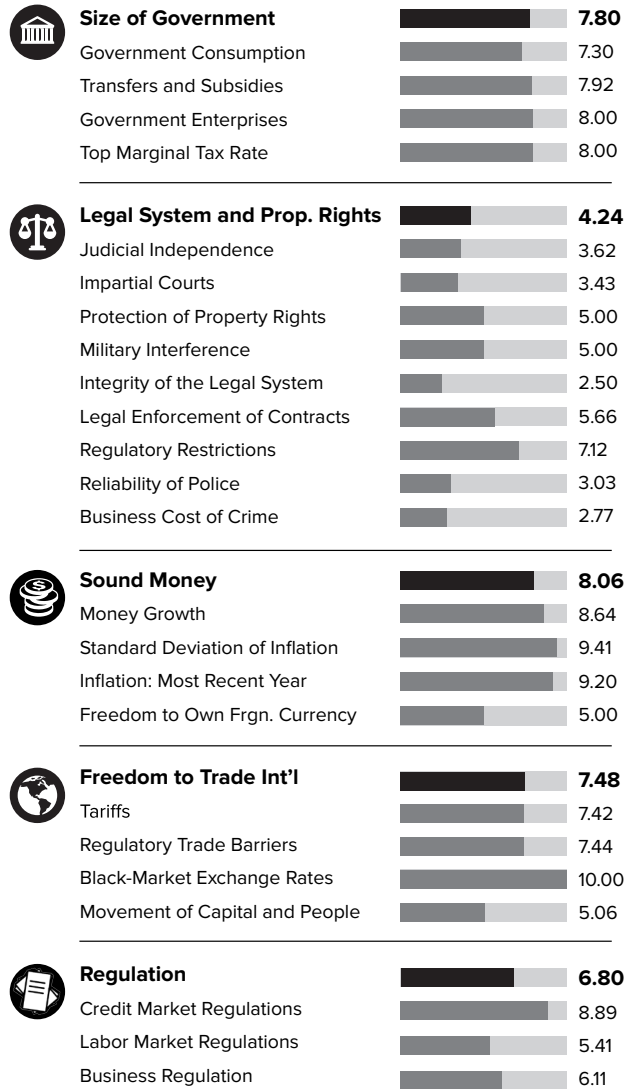
PERSONAL FREEDOM

Ranking **86/159** | Score **6.82/10**

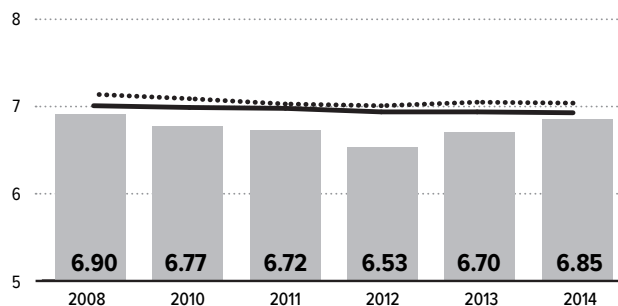


ECONOMIC FREEDOM

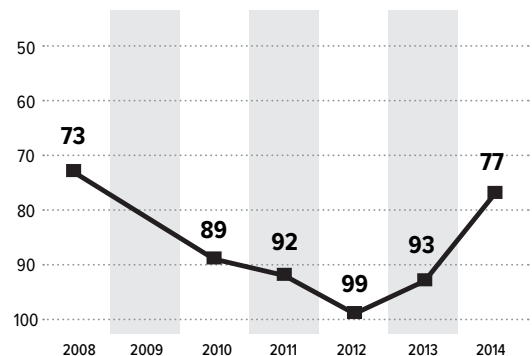
Ranking **88/159** | Score **6.88/10**



Human Freedom Score Over Time — World Avg. --- Regional Avg.




Human Freedom Ranking Over Time



MOLDOVA

EASTERN EUROPE








































HUMAN FREEDOM

Ranking **69/159** | Score **6.99/10**


































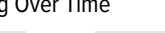
PERSONAL FREEDOM

Ranking **67/159** | Score **7.27/10**

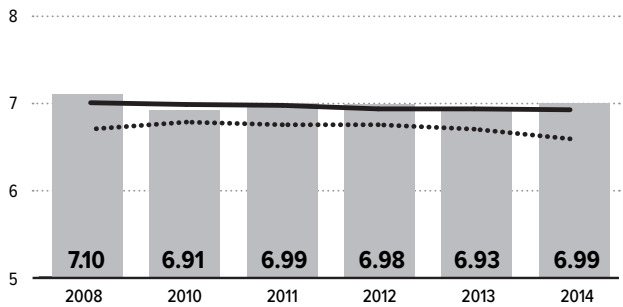
	Rule of Law		4.05
	Procedural Justice		4.49
	Civil Justice		4.29
	Criminal Justice		3.37
	Security and Safety		8.44
	Homicide		7.99
	Disappearance, Conflict, Terrorism		9.00
	Women Security, Safety		8.33
	Movement		8.33
	Freedom of Foreign Movement		5.00
	Freedom of Domestic Movement		10.00
	Women's Freedom of Movement		10.00
	Religion		-
	Freedom to Establish Religious Org.		-
	Autonomy of Religious Org.		-
	Association		-
	Freedom of Association		-
	Assembly and Demonstration		-
	Autonomy of Organizations		-
	Freedom to Establish Organizations		-
	Expression and Information		6.53
	Press Killings		10.00
	Laws and Reg. that Influence Media		4.33
	Political Pressure, Control Media		5.25
	Freedom of Access to Frgn. Info.		-
	State Control over Internet Access		-
	Relationship		10.00
	Parental Rights		10.00
	Same-Sex Relationships		10.00
	Divorce		10.00

ECONOMIC FREEDOM

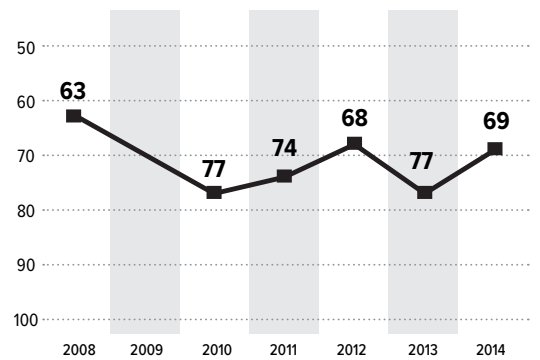
Ranking **99/159** | Score **6.72/10**

	Size of Government		6.47
	Government Consumption		6.36
	Transfers and Subsidies		6.53
	Government Enterprises		6.00
	Top Marginal Tax Rate		7.00
	Legal System and Prop. Rights		5.01
	Judicial Independence		1.77
	Impartial Courts		2.29
	Protection of Property Rights		3.72
	Military Interference		6.67
	Integrity of the Legal System		6.67
	Legal Enforcement of Contracts		4.32
	Regulatory Restrictions		9.60
	Reliability of Police		3.48
	Business Cost of Crime		6.57
	Sound Money		7.83
	Money Growth		8.38
	Standard Deviation of Inflation		8.98
	Inflation: Most Recent Year		8.98
	Freedom to Own Frgn. Currency		5.00
	Freedom to Trade Int'l		7.25
	Tariffs		8.66
	Regulatory Trade Barriers		7.13
	Black-Market Exchange Rates		10.00
	Movement of Capital and People		3.22
	Regulation		7.05
	Credit Market Regulations		9.70
	Labor Market Regulations		5.54
	Business Regulation		5.92

Human Freedom Score Over Time — World Avg. - - - Regional Avg.



Human Freedom Ranking Over Time



MONGOLIA

EAST ASIA

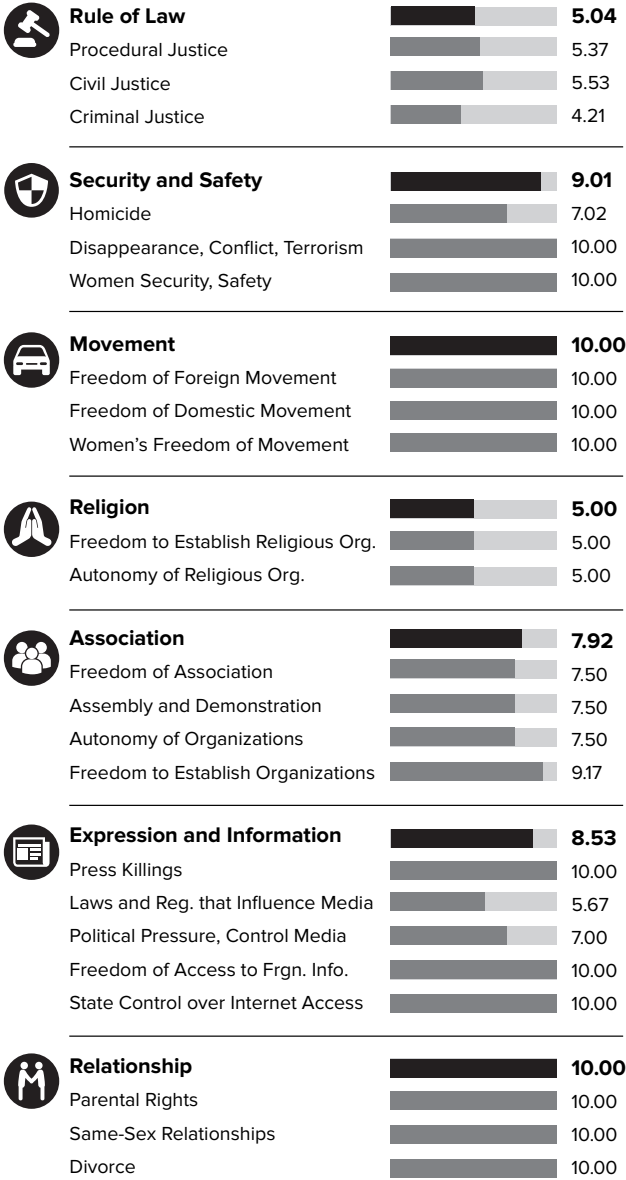


HUMAN FREEDOM

Ranking **47/159** | Score **7.52/10**

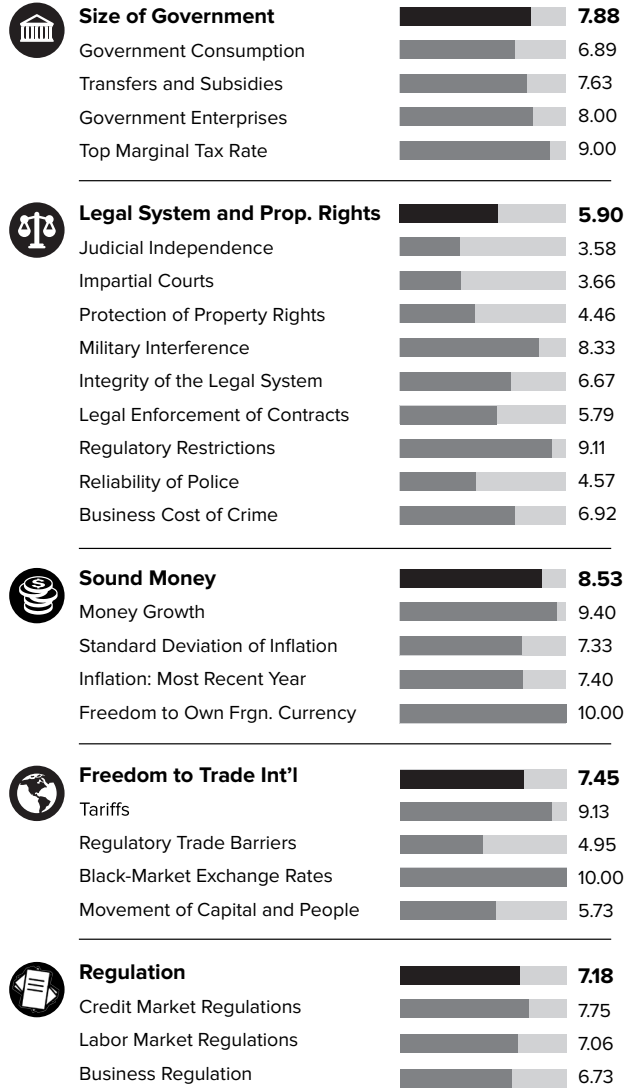
PERSONAL FREEDOM

Ranking **51/159** | Score **7.66/10**

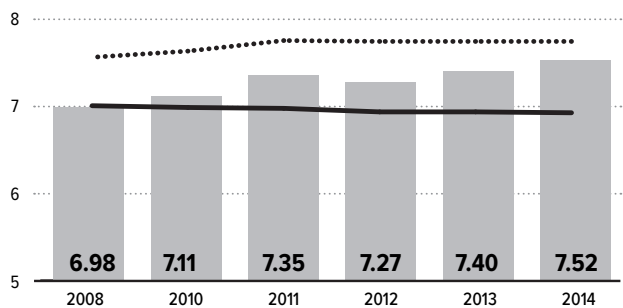


ECONOMIC FREEDOM

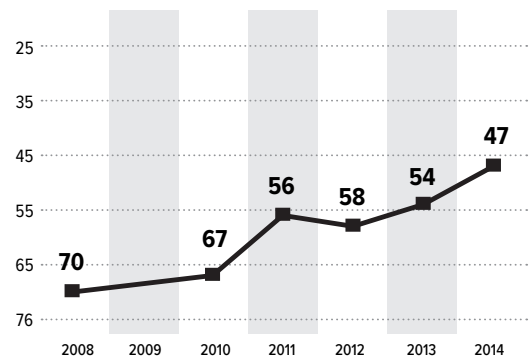
Ranking **45/159** | Score **7.39/10**



Human Freedom Score Over Time — World Avg. Regional Avg.



Human Freedom Ranking Over Time



MONTENEGRO

SOUTH EASTERN EUROPE








































HUMAN FREEDOM

Ranking **44/159** | Score **7.75/10**



































PERSONAL FREEDOM

Ranking **42/159** | Score **8.23/10**

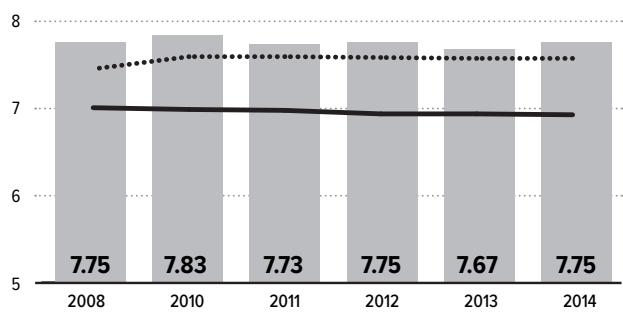
	Rule of Law		5.23
	Procedural Justice		-
	Civil Justice		-
	Criminal Justice		-
	Security and Safety		9.43
	Homicide		9.36
	Disappearance, Conflict, Terrorism		9.50
	Women Security, Safety		-
	Movement		10.00
	Freedom of Foreign Movement		10.00
	Freedom of Domestic Movement		10.00
	Women's Freedom of Movement		-
	Religion		-
	Freedom to Establish Religious Org.		-
	Autonomy of Religious Org.		-
	Association		-
	Freedom of Association		-
	Assembly and Demonstration		-
	Autonomy of Organizations		-
	Freedom to Establish Organizations		-
	Expression and Information		7.39
	Press Killings		10.00
	Laws and Reg. that Influence Media		6.67
	Political Pressure, Control Media		5.50
	Freedom of Access to Frgn. Info.		-
	State Control over Internet Access		-
	Relationship		10.00
	Parental Rights		-
	Same-Sex Relationships		10.00
	Divorce		-

ECONOMIC FREEDOM

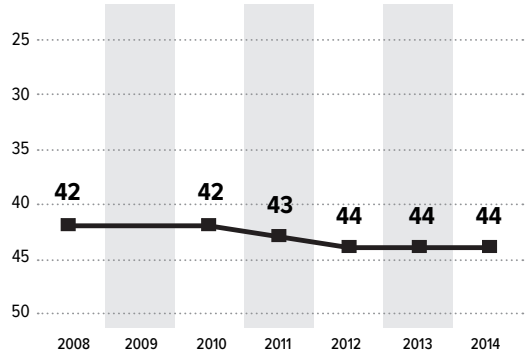
Ranking **59/159** | Score **7.27/10**

	Size of Government		6.51
	Government Consumption		6.04
	Transfers and Subsidies		-
	Government Enterprises		6.00
	Top Marginal Tax Rate		7.50
	Legal System and Prop. Rights		5.49
	Judicial Independence		4.06
	Impartial Courts		4.02
	Protection of Property Rights		5.11
	Military Interference		6.94
	Integrity of the Legal System		-
	Legal Enforcement of Contracts		4.80
	Regulatory Restrictions		7.68
	Reliability of Police		5.54
	Business Cost of Crime		5.80
	Sound Money		8.58
	Money Growth		9.65
	Standard Deviation of Inflation		9.80
	Inflation: Most Recent Year		9.86
	Freedom to Own Frgn. Currency		5.00
	Freedom to Trade Int'l		8.25
	Tariffs		8.19
	Regulatory Trade Barriers		8.00
	Black-Market Exchange Rates		10.00
	Movement of Capital and People		6.79
	Regulation		7.50
	Credit Market Regulations		8.90
	Labor Market Regulations		7.23
	Business Regulation		6.36

Human Freedom Score Over Time — World Avg. --- Regional Avg.



Human Freedom Ranking Over Time



MOROCCO

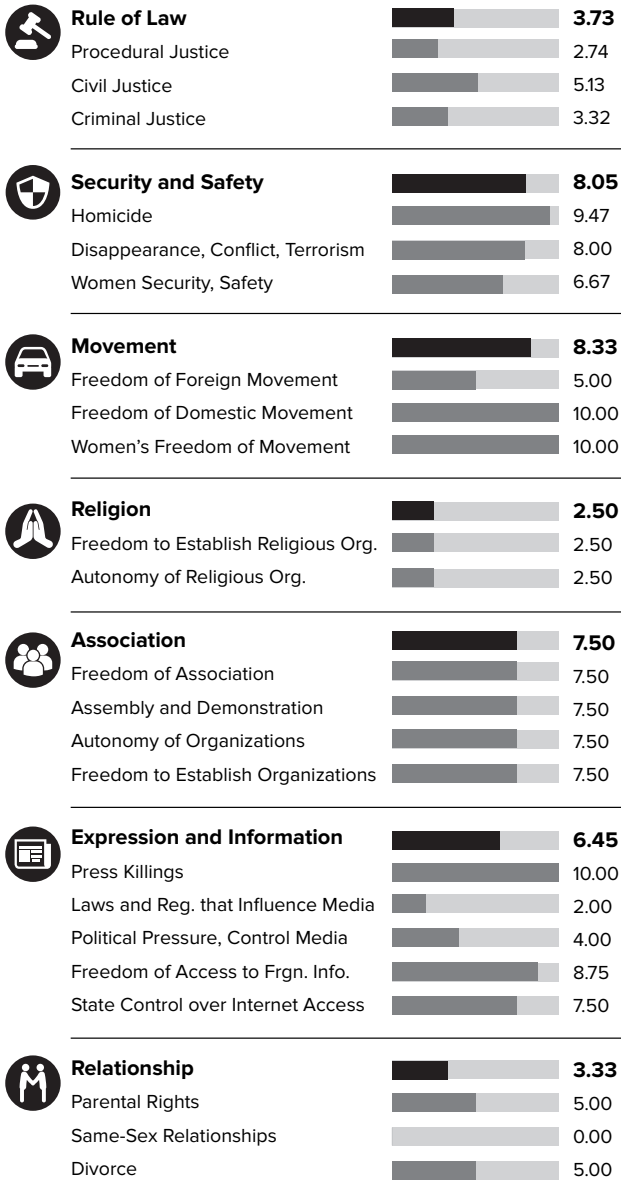
MIDDLE EAST & NORTH AFRICA

HUMAN FREEDOM

Ranking **131/159** | Score **6.09/10**

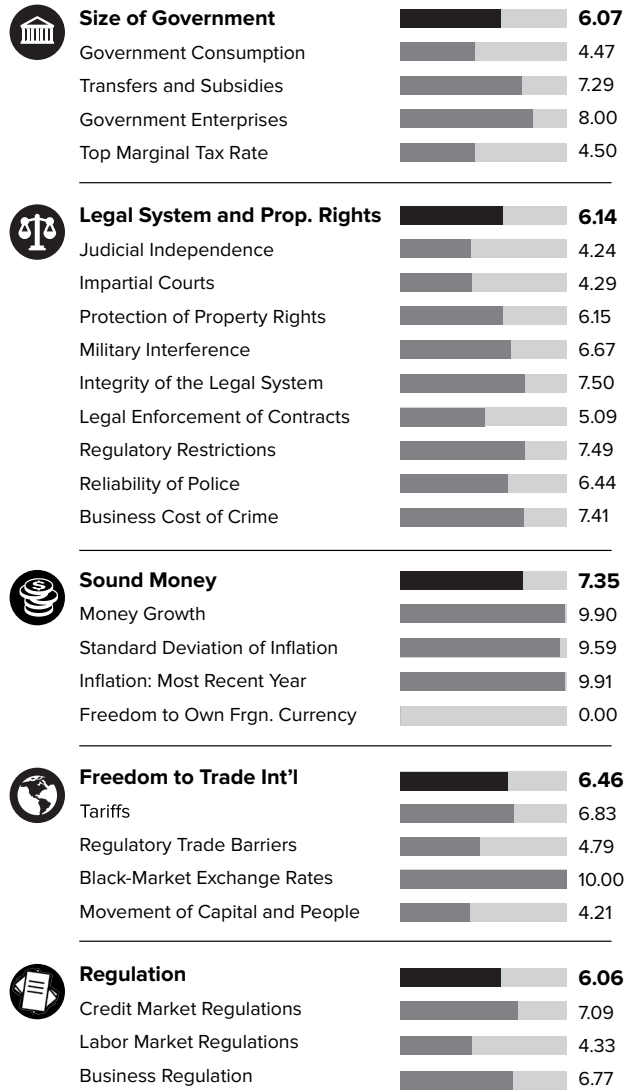
PERSONAL FREEDOM

Ranking **126/159** | Score **5.76/10**

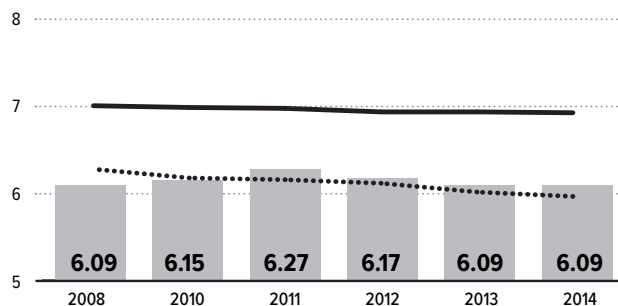


ECONOMIC FREEDOM

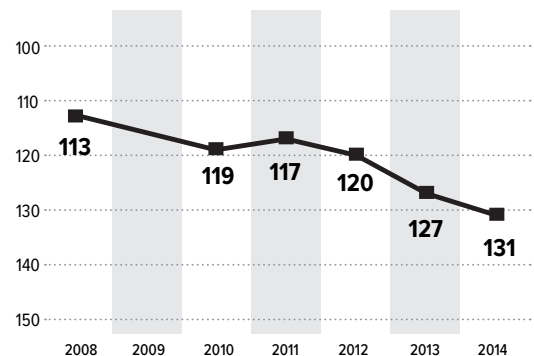
Ranking **118/159** | Score **6.42/10**



Human Freedom Score Over Time — World Avg. - - - Regional Avg.



Human Freedom Ranking Over Time



MOZAMBIQUE

SUB-SAHARAN AFRICA

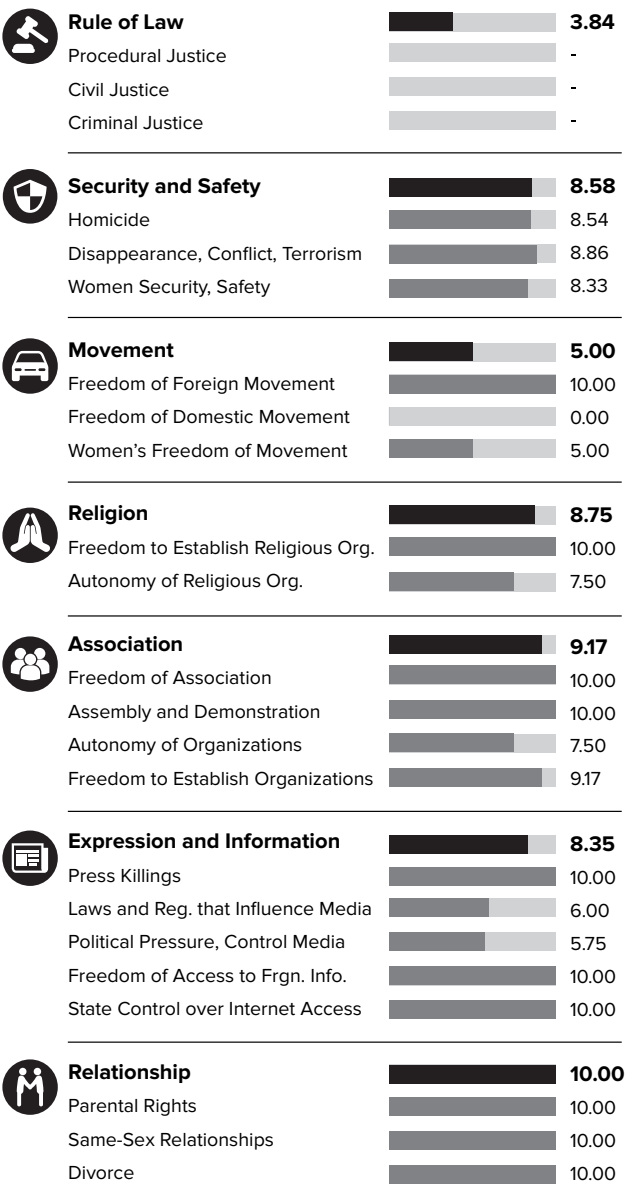


HUMAN FREEDOM

Ranking **103/159** | Score **6.52/10**


PERSONAL FREEDOM

Ranking **69/159** | Score **7.23/10**

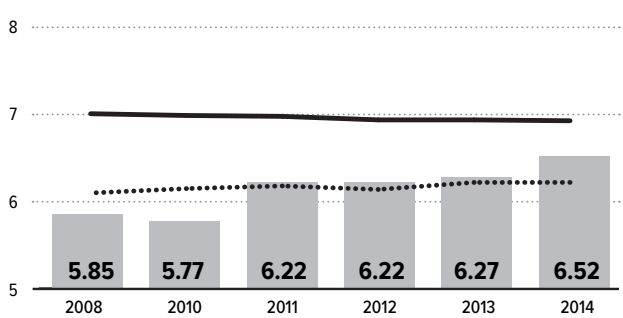


ECONOMIC FREEDOM

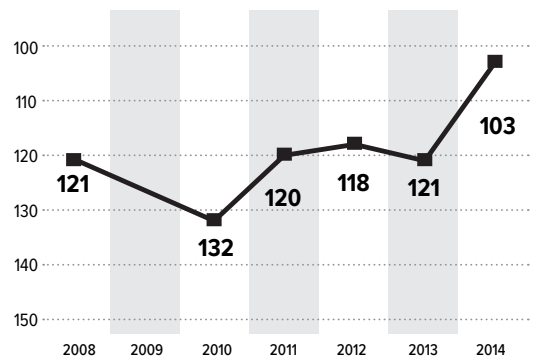
Ranking **140/159** | Score **5.81/10**



Human Freedom Score Over Time — World Avg. - - - Regional Avg.




Human Freedom Ranking Over Time



MYANMAR

SOUTH EAST ASIA

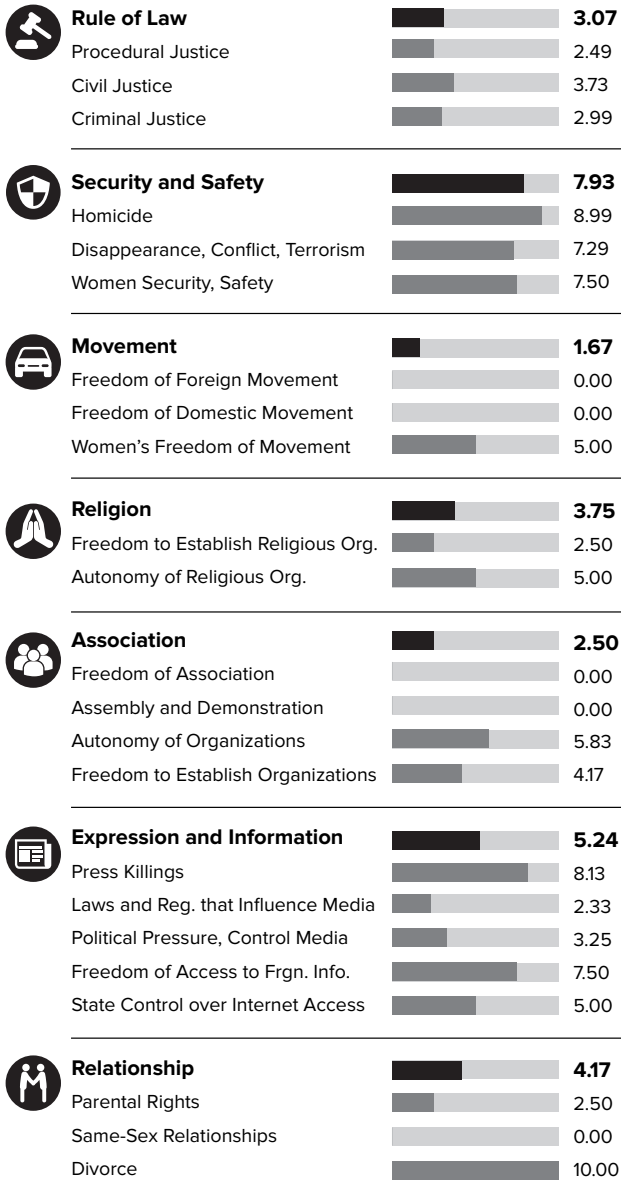


HUMAN FREEDOM

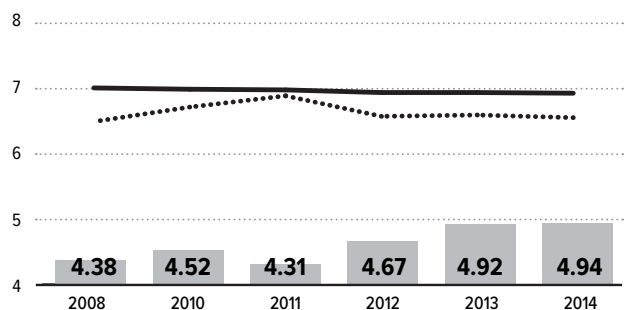
Ranking **153/159** | Score **4.94/10**

PERSONAL FREEDOM

Ranking **154/159** | Score **4.48/10**

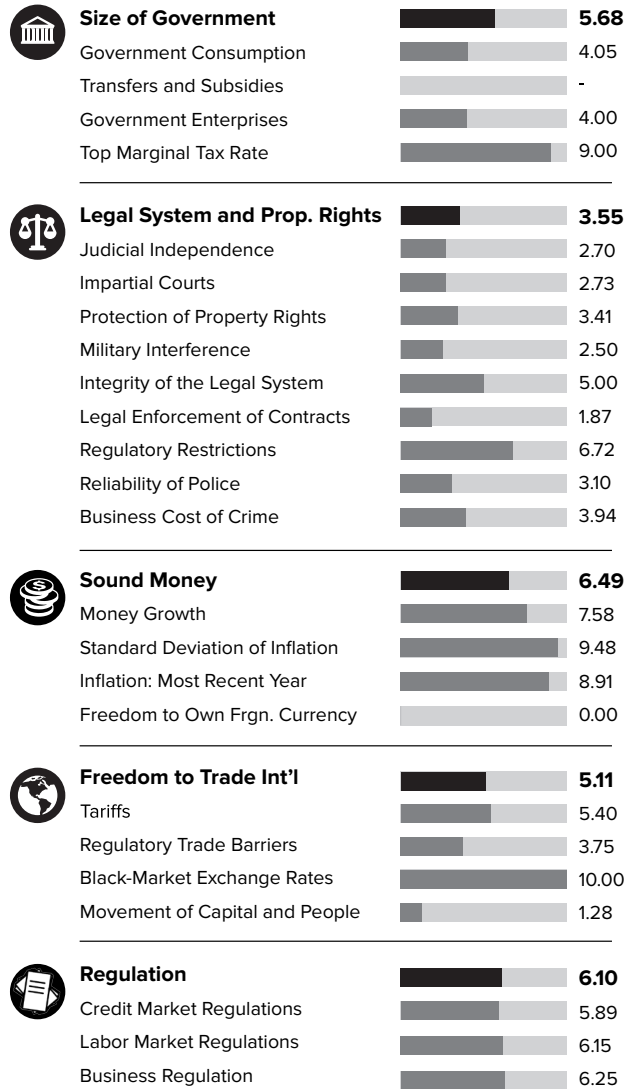


Human Freedom Score Over Time — World Avg. --- Regional Avg.

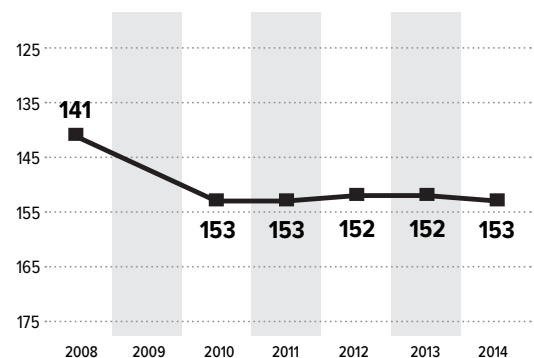


ECONOMIC FREEDOM

Ranking **148/159** | Score **5.39/10**




Human Freedom Ranking Over Time



NAMIBIA

SUB-SAHARAN AFRICA

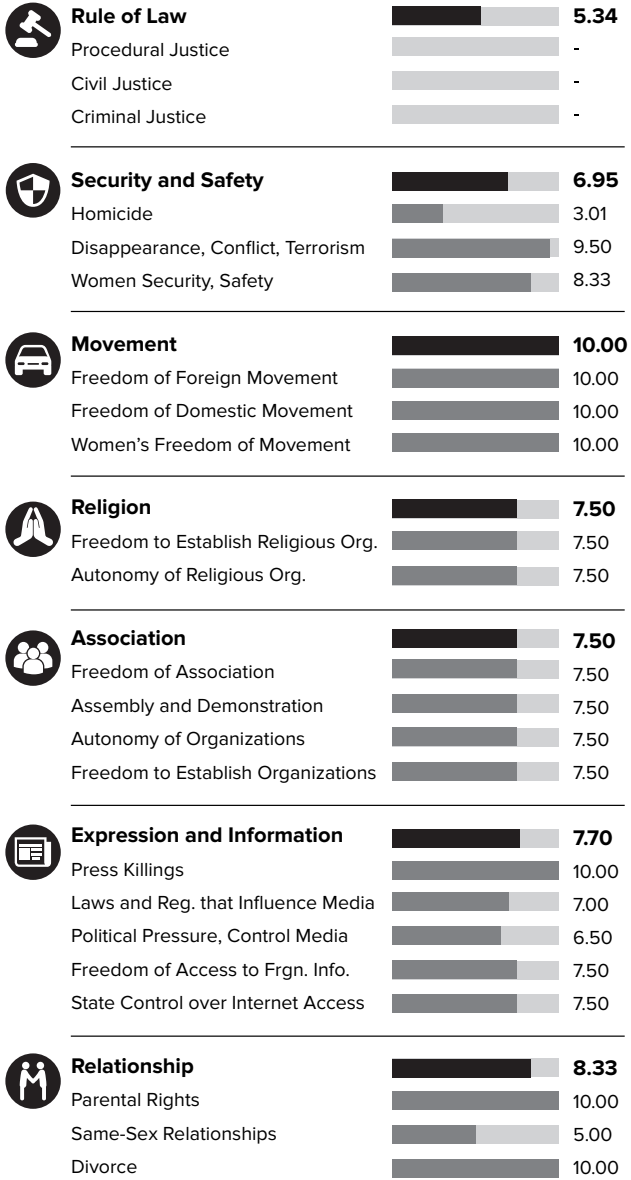


HUMAN FREEDOM

Ranking **69/159** | Score **6.99/10**

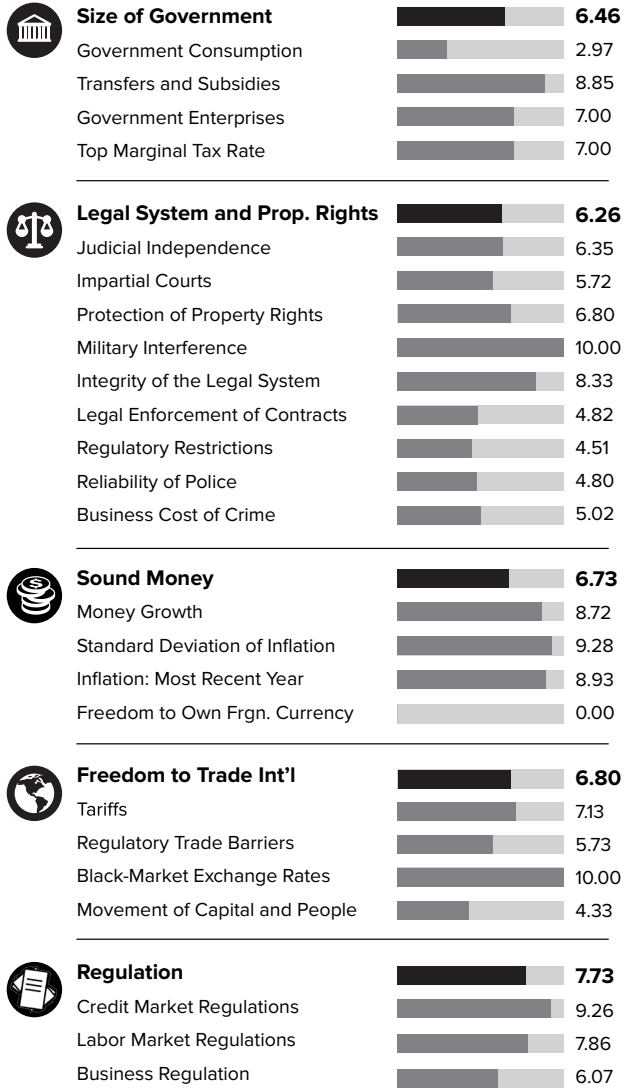
PERSONAL FREEDOM

Ranking **72/159** | Score **7.18/10**

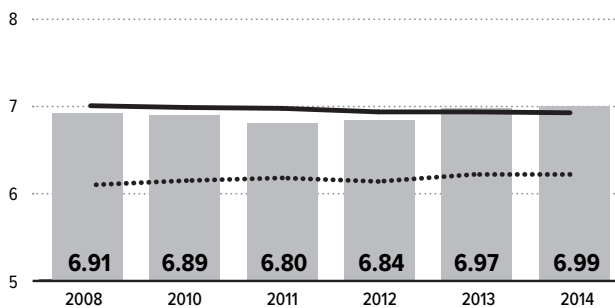


ECONOMIC FREEDOM

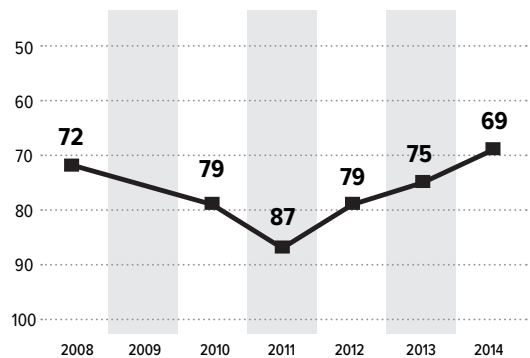
Ranking **94/159** | Score **6.80/10**



Human Freedom Score Over Time — World Avg. - - - Regional Avg.



Human Freedom Ranking Over Time



NEPAL

SOUTH ASIA



HUMAN FREEDOM


Ranking
84/159

Score
6.79/10

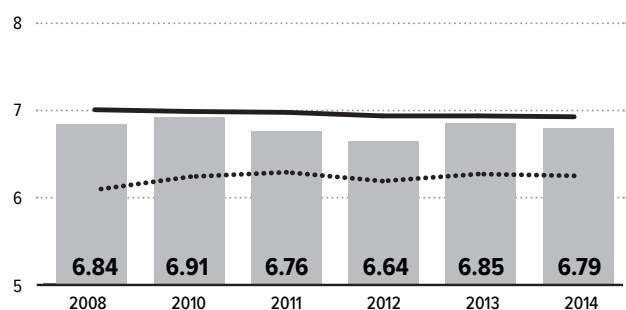
PERSONAL FREEDOM

Ranking
76/159

Score
7.04/10



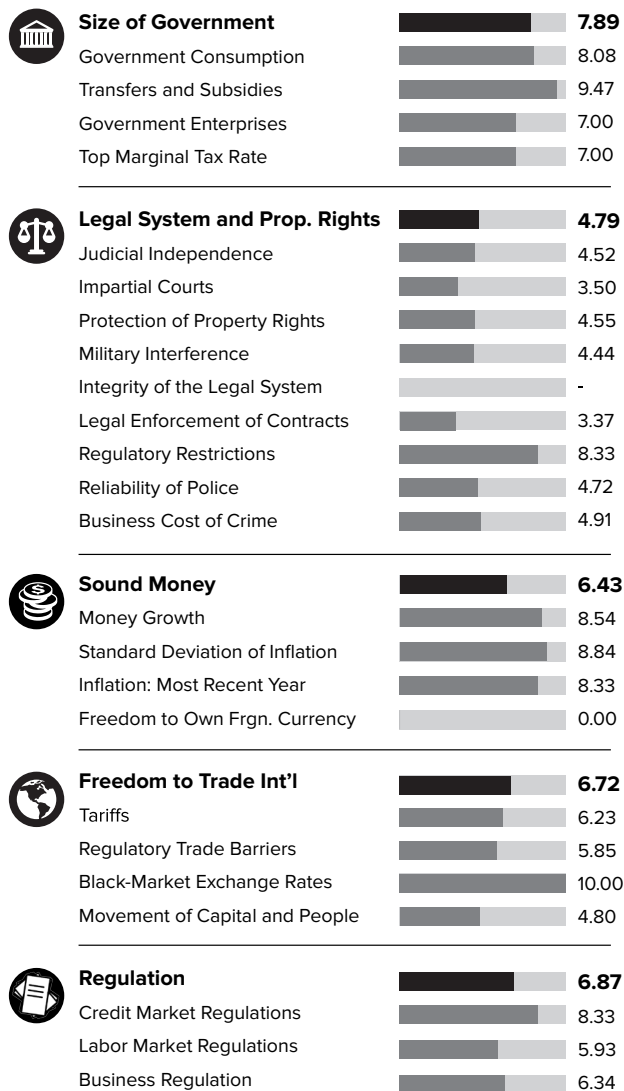
Human Freedom Score Over Time — World Avg. Regional Avg.



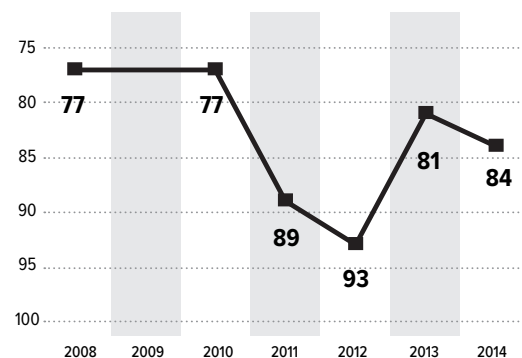
ECONOMIC FREEDOM

Ranking
108/159

Score
6.54/10



Human Freedom Ranking Over Time



NETHERLANDS

WESTERN EUROPE

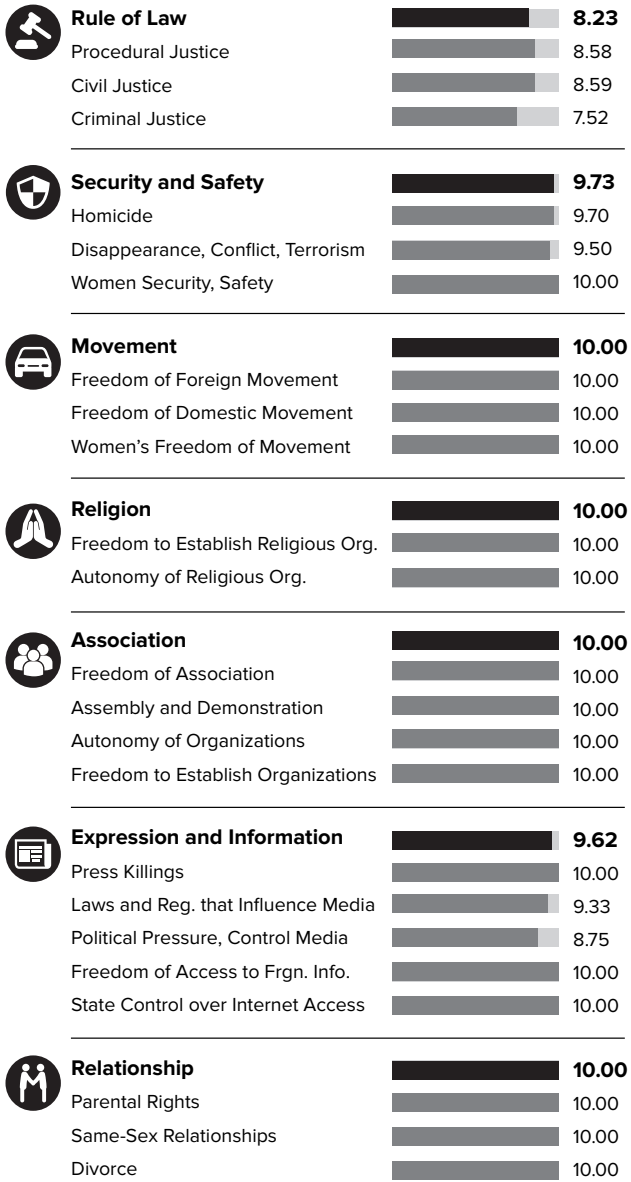


HUMAN FREEDOM

Ranking **10/159** | Score **8.54/10**


PERSONAL FREEDOM

Ranking **4/159** | Score **9.45/10**

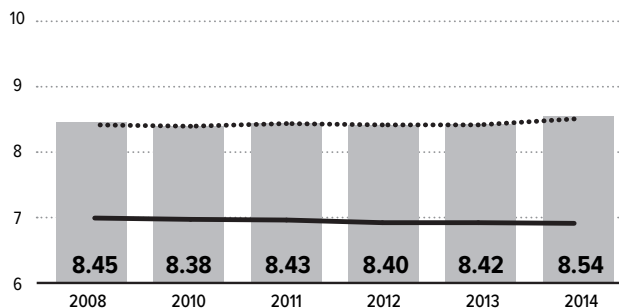


ECONOMIC FREEDOM

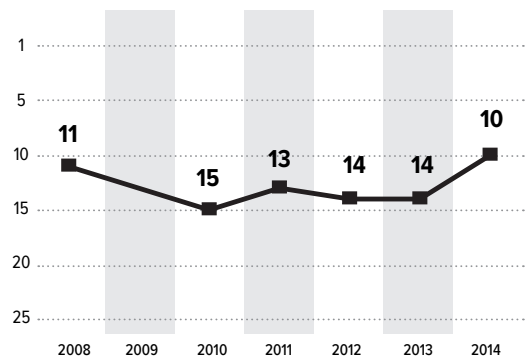
Ranking **25/159** | Score **7.63/10**



Human Freedom Score Over Time — World Avg. --- Regional Avg.



Human Freedom Ranking Over Time



NEW ZEALAND

AUSTRALIA & OCEANIA










HUMAN FREEDOM

Ranking **3/159** | Score **8.67/10**





PERSONAL FREEDOM

Ranking **22/159** | Score **9.00/10**

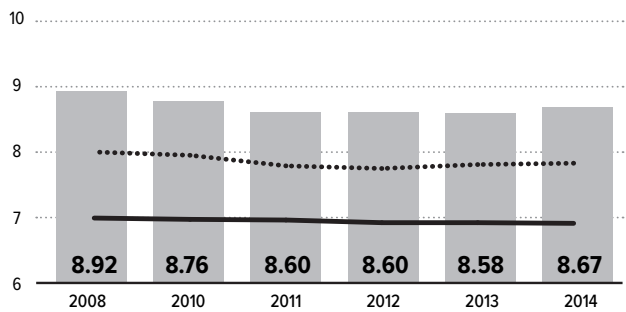
	Rule of Law	7.90
	Procedural Justice	8.20
	Civil Justice	7.78
	Criminal Justice	7.72
	Security and Safety	9.86
	Homicide	9.59
	Disappearance, Conflict, Terrorism	10.00
	Women Security, Safety	10.00
	Movement	10.00
	Freedom of Foreign Movement	10.00
	Freedom of Domestic Movement	10.00
	Women's Freedom of Movement	10.00
	Religion	7.50
	Freedom to Establish Religious Org.	5.00
	Autonomy of Religious Org.	10.00
	Association	8.75
	Freedom of Association	10.00
	Assembly and Demonstration	10.00
	Autonomy of Organizations	9.17
	Freedom to Establish Organizations	5.83
	Expression and Information	9.33
	Press Killings	10.00
	Laws and Reg. that Influence Media	8.67
	Political Pressure, Control Media	8.00
	Freedom of Access to Frgn. Info.	10.00
	State Control over Internet Access	10.00
	Relationship	10.00
	Parental Rights	10.00
	Same-Sex Relationships	10.00
	Divorce	10.00

ECONOMIC FREEDOM

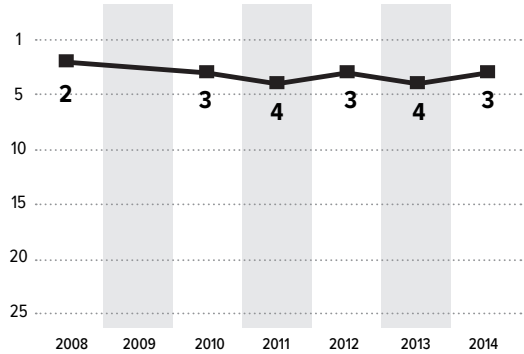
Ranking **3/159** | Score **8.35/10**

	Size of Government	6.39
	Government Consumption	4.40
	Transfers and Subsidies	6.17
	Government Enterprises	8.00
	Top Marginal Tax Rate	7.00
	Legal System and Prop. Rights	8.73
	Judicial Independence	9.47
	Impartial Courts	7.63
	Protection of Property Rights	8.49
	Military Interference	10.00
	Integrity of the Legal System	9.17
	Legal Enforcement of Contracts	7.18
	Regulatory Restrictions	9.95
	Reliability of Police	9.14
	Business Cost of Crime	7.56
	Sound Money	9.45
	Money Growth	8.85
	Standard Deviation of Inflation	9.15
	Inflation: Most Recent Year	9.82
	Freedom to Own Frgn. Currency	10.00
	Freedom to Trade Int'l	8.65
	Tariffs	9.16
	Regulatory Trade Barriers	8.73
	Black-Market Exchange Rates	10.00
	Movement of Capital and People	6.73
	Regulation	8.51
	Credit Market Regulations	9.90
	Labor Market Regulations	8.48
	Business Regulation	7.15

Human Freedom Score Over Time — World Avg. - - - Regional Avg.



Human Freedom Ranking Over Time



NICARAGUA


CENTRAL AMERICA, MEXICO & THE CARIBBEAN

HUMAN FREEDOM

Ranking **76/159** | Score **6.88/10**

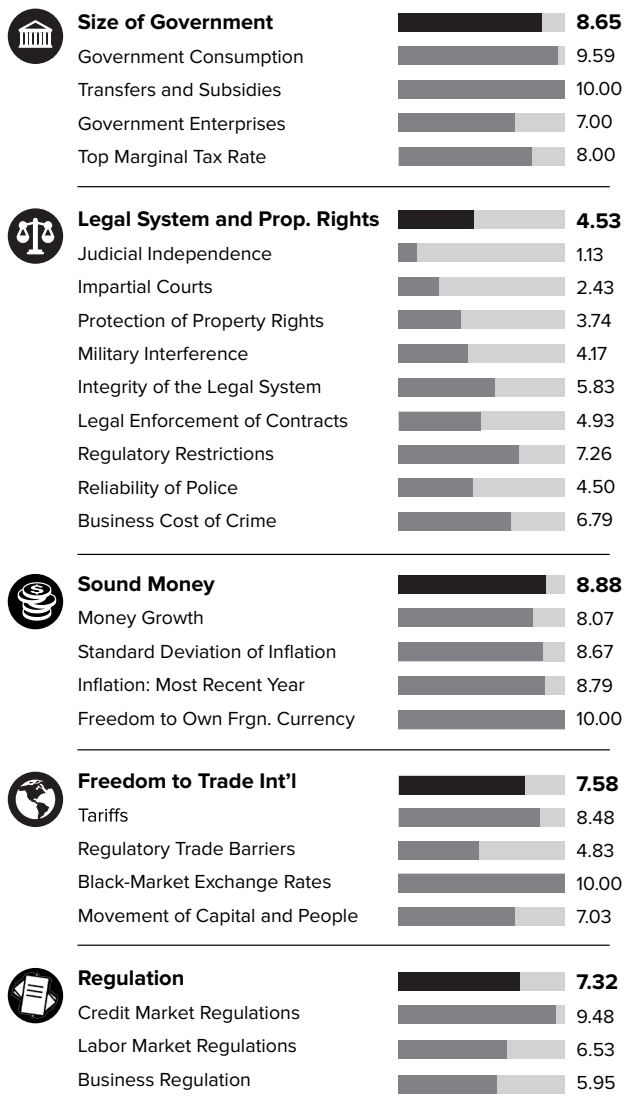
PERSONAL FREEDOM

Ranking **104/159** | Score **6.38/10**

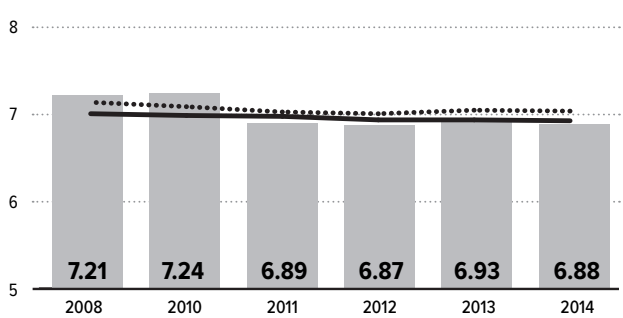


ECONOMIC FREEDOM

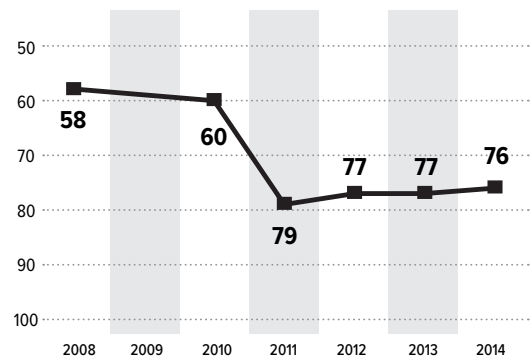
Ranking **45/159** | Score **7.39/10**



Human Freedom Score Over Time — World Avg. --- Regional Avg.




Human Freedom Ranking Over Time



NIGER

SUB-SAHARAN AFRICA

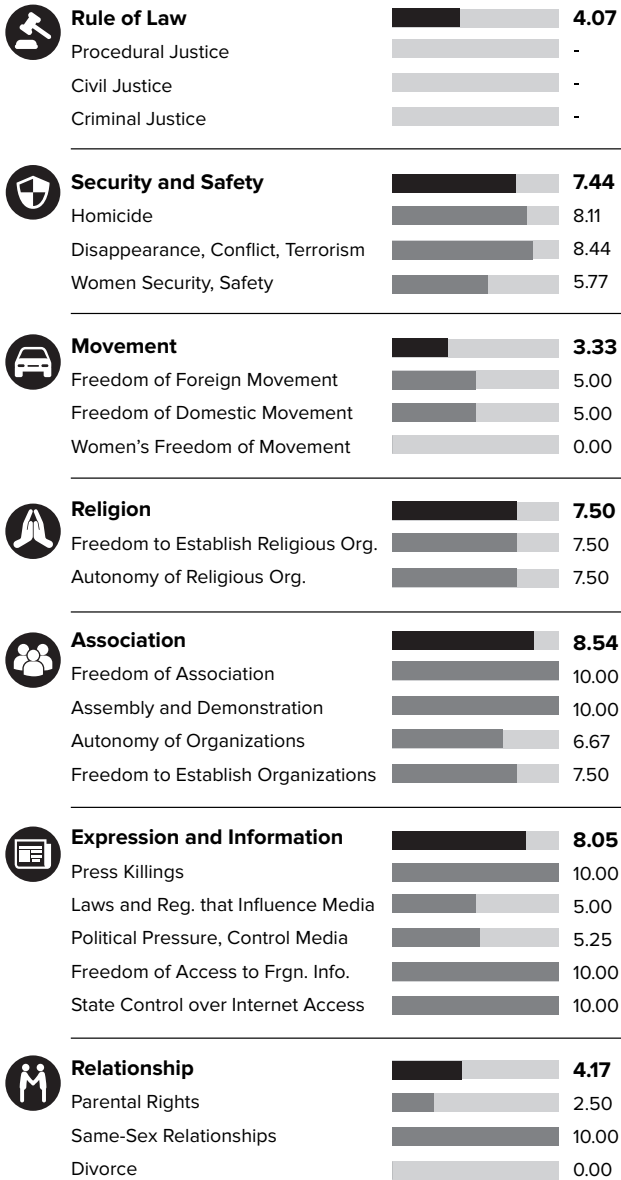


HUMAN FREEDOM

Ranking **132/159** | Score **6.04/10**

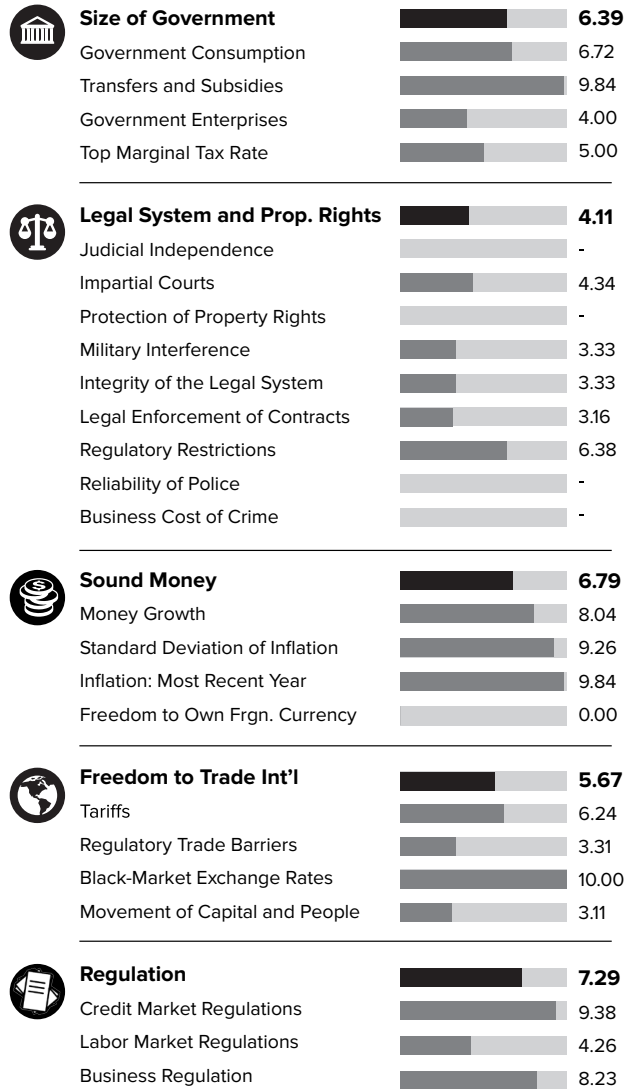
PERSONAL FREEDOM

Ranking **114/159** | Score **6.04/10**

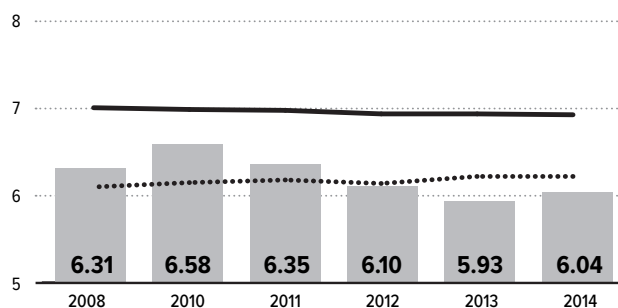


ECONOMIC FREEDOM

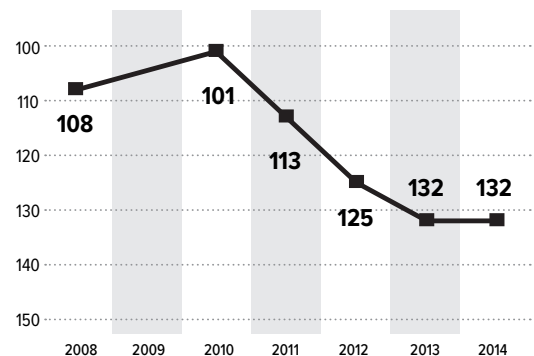
Ranking **129/159** | Score **6.05/10**



Human Freedom Score Over Time — World Avg. - - - Regional Avg.




Human Freedom Ranking Over Time



NIGERIA

SUB-SAHARAN AFRICA








































HUMAN FREEDOM

Ranking **140/159** | Score **5.75/10**



































PERSONAL FREEDOM

Ranking **145/159** | Score **5.05/10**

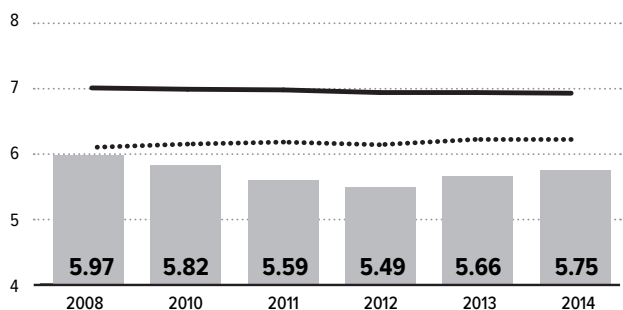
	Rule of Law		3.95
	Procedural Justice		3.25
	Civil Justice		4.98
	Criminal Justice		3.61
	Security and Safety		4.34
	Homicide		5.89
	Disappearance, Conflict, Terrorism		2.30
	Women Security, Safety		4.83
	Movement		3.33
	Freedom of Foreign Movement		5.00
	Freedom of Domestic Movement		0.00
	Women's Freedom of Movement		5.00
	Religion		6.25
	Freedom to Establish Religious Org.		10.00
	Autonomy of Religious Org.		2.50
	Association		8.96
	Freedom of Association		10.00
	Assembly and Demonstration		7.50
	Autonomy of Organizations		8.33
	Freedom to Establish Organizations		10.00
	Expression and Information		7.92
	Press Killings		10.00
	Laws and Reg. that Influence Media		5.33
	Political Pressure, Control Media		4.25
	Freedom of Access to Frgn. Info.		10.00
	State Control over Internet Access		10.00
	Relationship		3.33
	Parental Rights		5.00
	Same-Sex Relationships		0.00
	Divorce		5.00

ECONOMIC FREEDOM

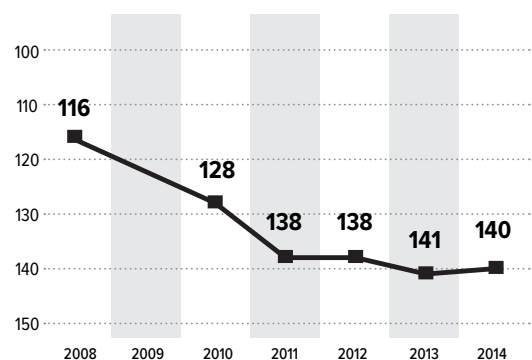
Ranking **113/159** | Score **6.45/10**

	Size of Government		6.97
	Government Consumption		9.00
	Transfers and Subsidies		9.87
	Government Enterprises		2.00
	Top Marginal Tax Rate		7.00
	Legal System and Prop. Rights		3.73
	Judicial Independence		3.86
	Impartial Courts		3.82
	Protection of Property Rights		4.69
	Military Interference		3.33
	Integrity of the Legal System		3.33
	Legal Enforcement of Contracts		3.12
	Regulatory Restrictions		5.23
	Reliability of Police		2.70
	Business Cost of Crime		3.50
	Sound Money		7.95
	Money Growth		9.77
	Standard Deviation of Inflation		8.64
	Inflation: Most Recent Year		8.39
	Freedom to Own Frgn. Currency		5.00
	Freedom to Trade Int'l		6.03
	Tariffs		7.07
	Regulatory Trade Barriers		2.51
	Black-Market Exchange Rates		10.00
	Movement of Capital and People		4.54
	Regulation		7.57
	Credit Market Regulations		9.56
	Labor Market Regulations		8.44
	Business Regulation		4.71

Human Freedom Score Over Time — World Avg. Regional Avg.




Human Freedom Ranking Over Time



NORWAY

NORTHERN EUROPE

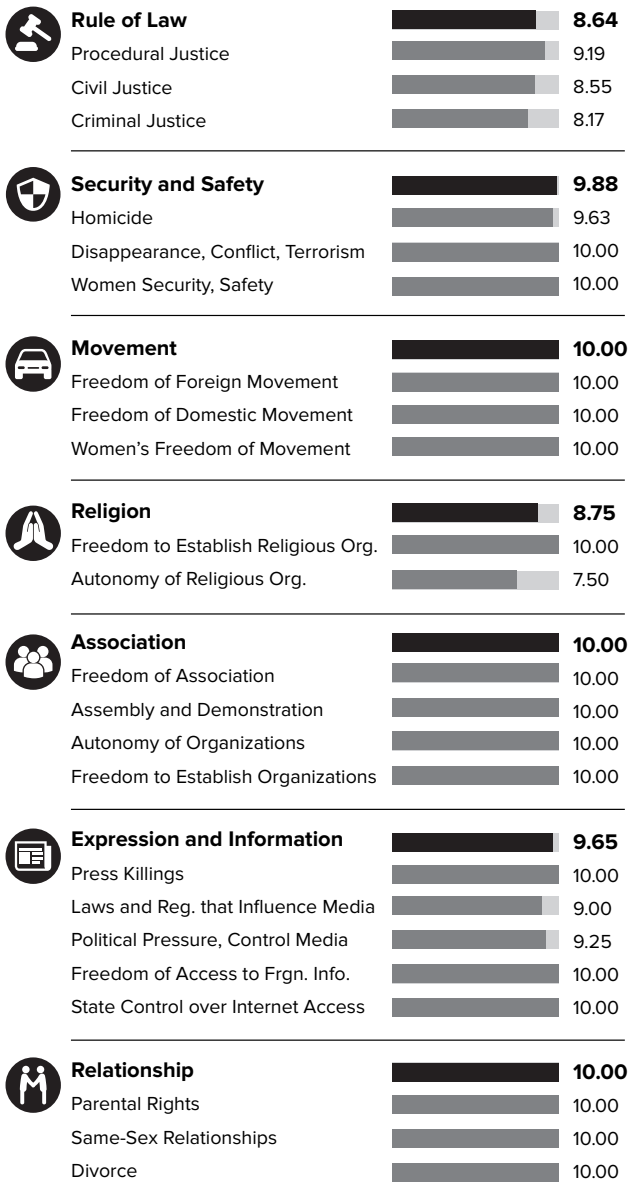


HUMAN FREEDOM

Ranking **13/159** | Score **8.49/10**


PERSONAL FREEDOM

Ranking **3/159** | Score **9.47/10**

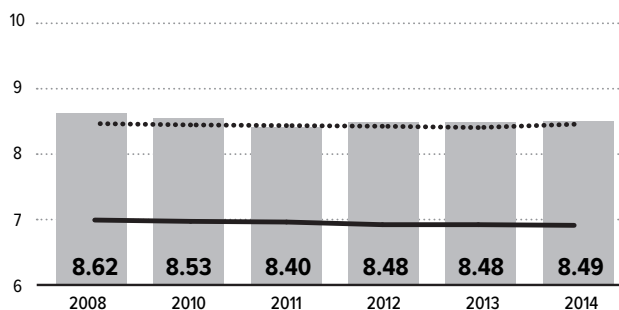


ECONOMIC FREEDOM

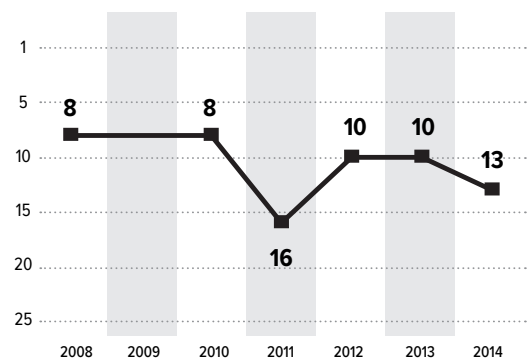
Ranking **32/159** | Score **7.51/10**



Human Freedom Score Over Time — World Avg. --- Regional Avg.



Human Freedom Ranking Over Time



OMAN

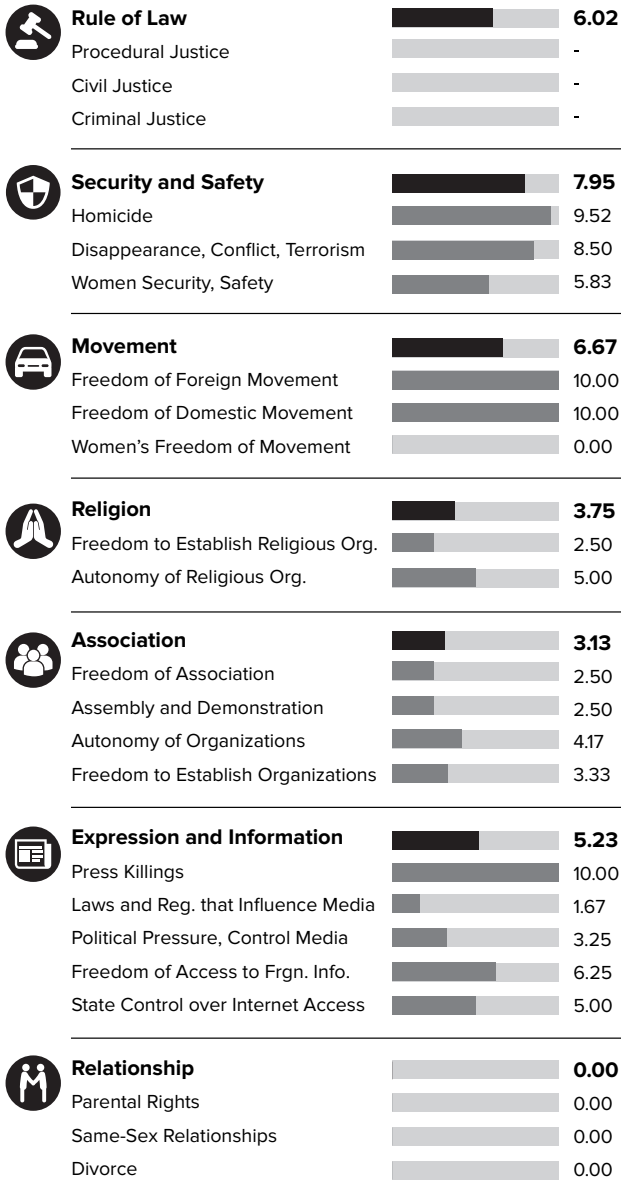
MIDDLE EAST & NORTH AFRICA

HUMAN FREEDOM

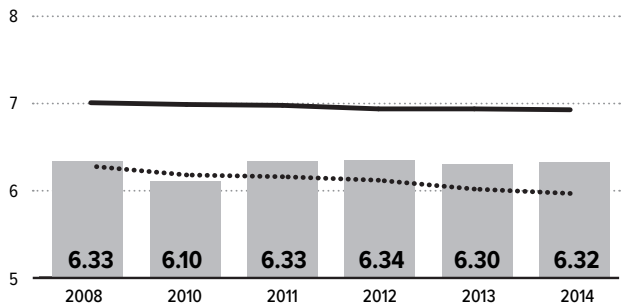
Ranking **120/159** | Score **6.32/10**

PERSONAL FREEDOM

Ranking **136/159** | Score **5.37/10**

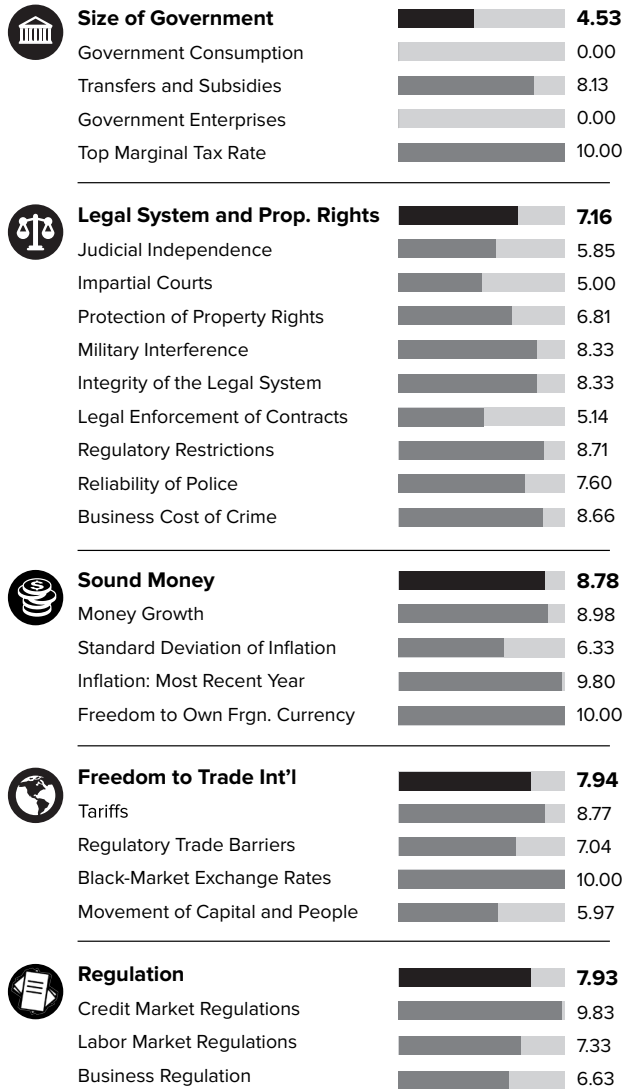


Human Freedom Score Over Time — World Avg. - - - Regional Avg.

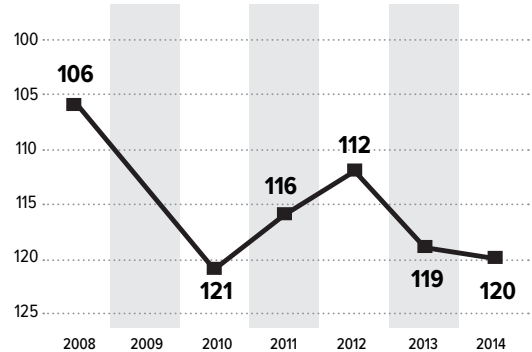


ECONOMIC FREEDOM

Ranking **59/159** | Score **7.27/10**




Human Freedom Ranking Over Time



PAKISTAN

SOUTH ASIA

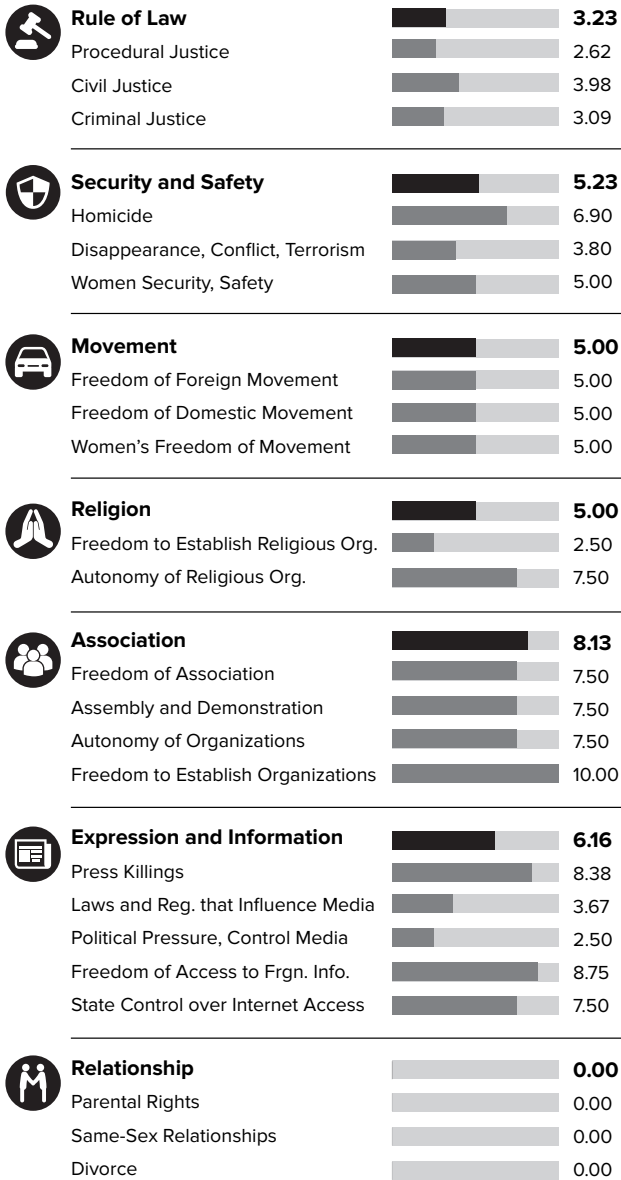


HUMAN FREEDOM

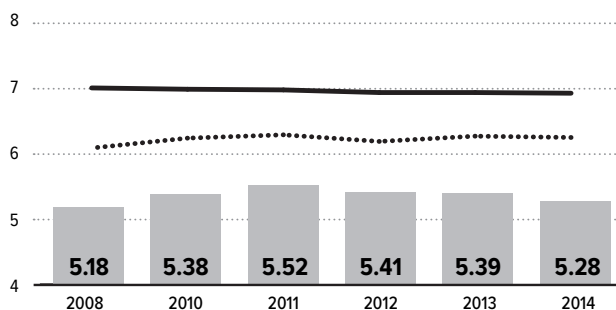
Ranking **146/159** | Score **5.28/10**

PERSONAL FREEDOM

Ranking **153/159** | Score **4.54/10**

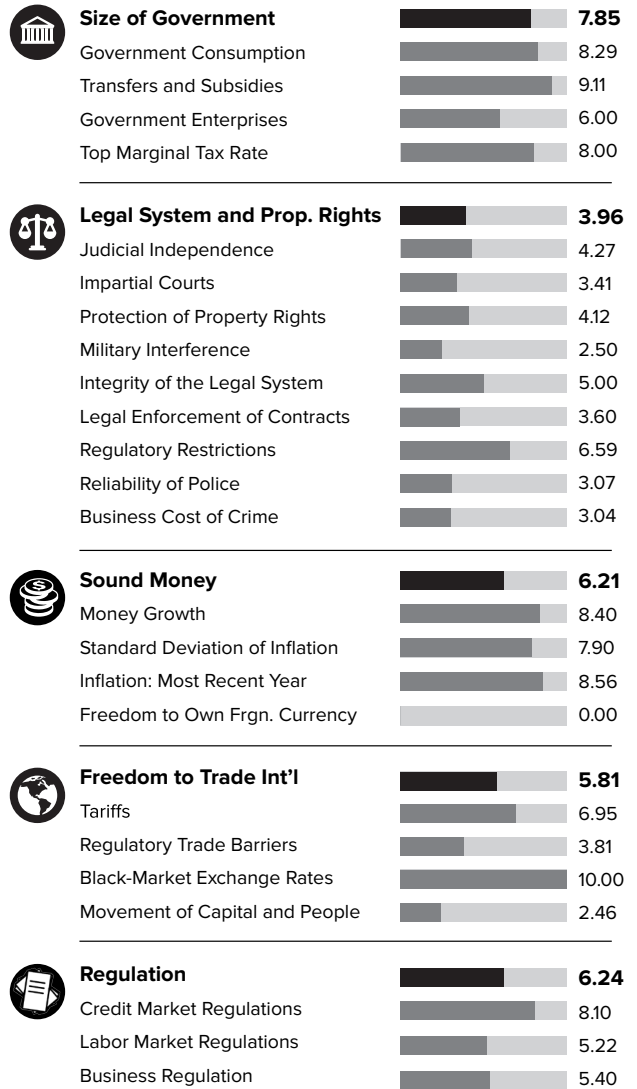


Human Freedom Score Over Time — World Avg. - - - Regional Avg.

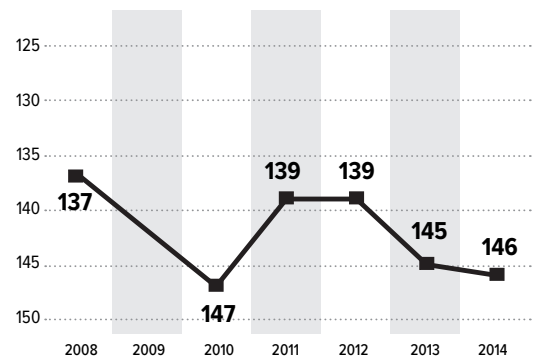


ECONOMIC FREEDOM

Ranking **133/159** | Score **6.01/10**



Human Freedom Ranking Over Time



PANAMA

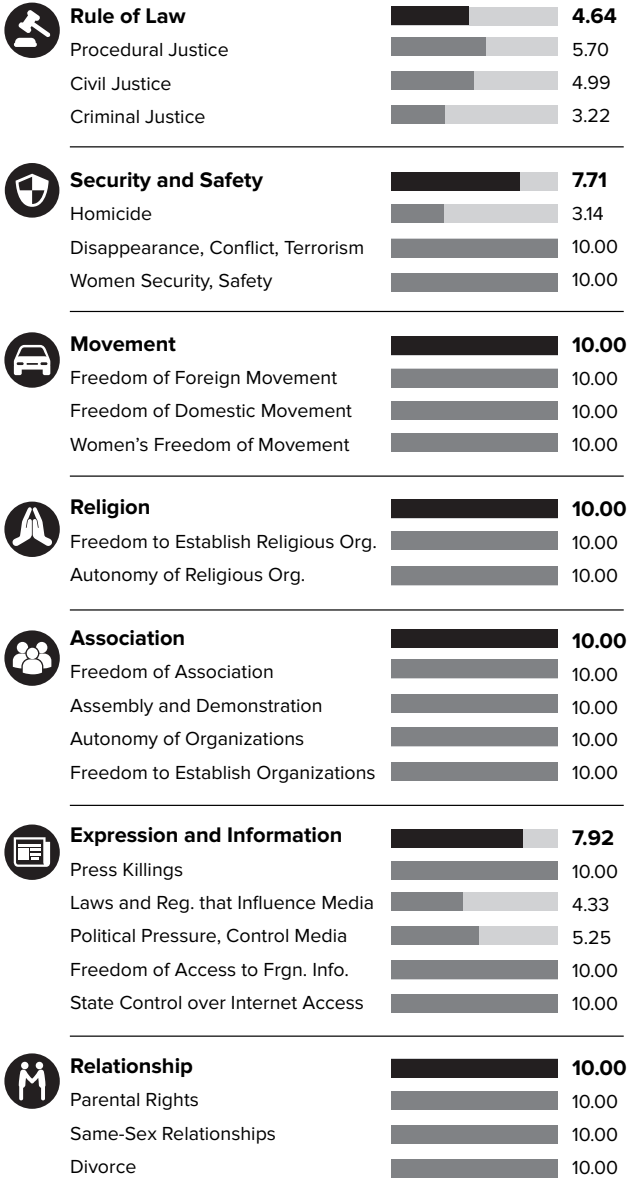
CENTRAL AMERICA, MEXICO & THE CARIBBEAN

HUMAN FREEDOM

Ranking **46/159** | Score **7.67/10**

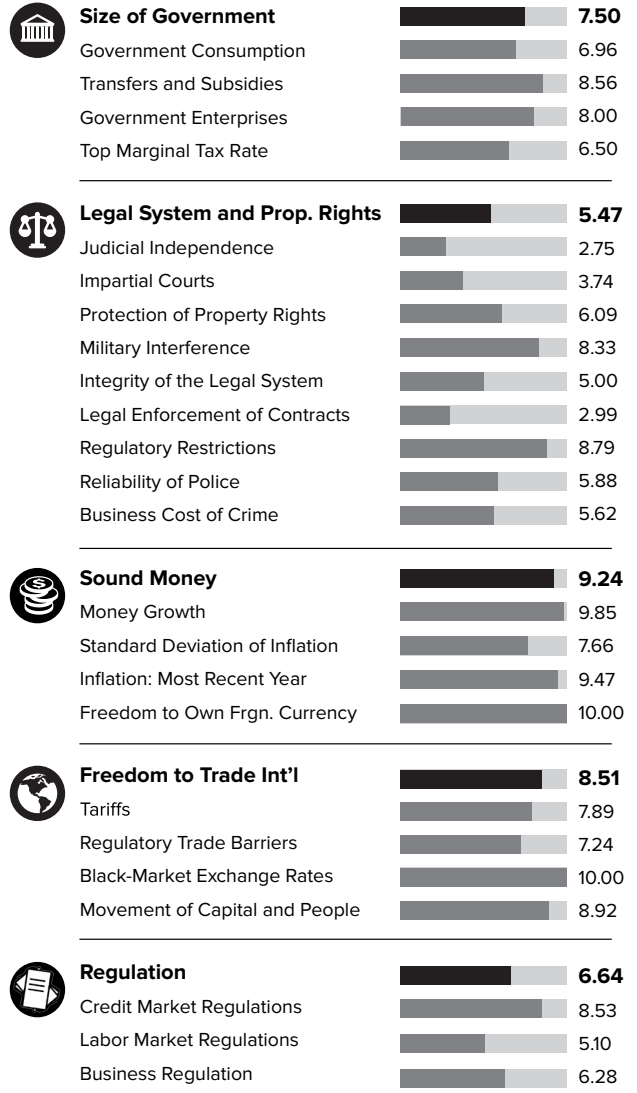
PERSONAL FREEDOM

Ranking **48/159** | Score **7.88/10**

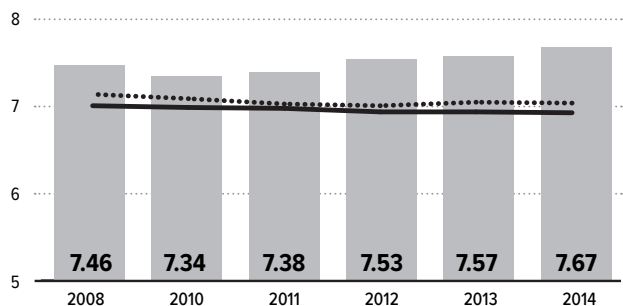


ECONOMIC FREEDOM

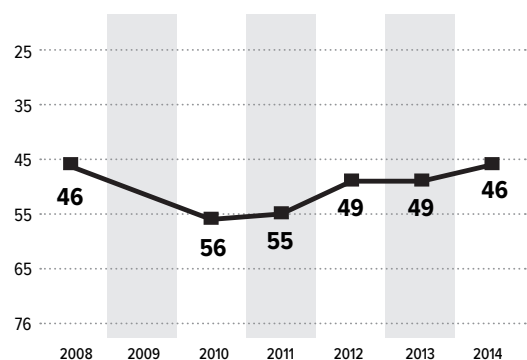
Ranking **37/159** | Score **7.47/10**



Human Freedom Score Over Time — World Avg. Regional Avg.



Human Freedom Ranking Over Time



PAPUA NEW GUINEA

AUSTRALIA & OCEANIA

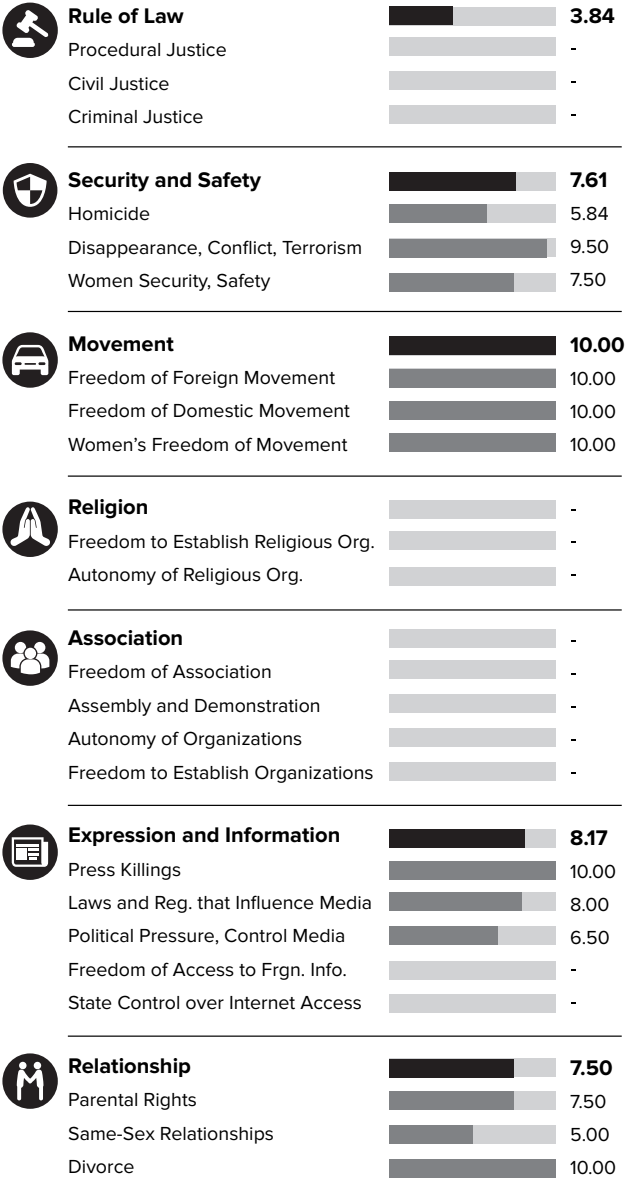


HUMAN FREEDOM

Ranking **74/159** | Score **6.92/10**


PERSONAL FREEDOM

Ranking **73/159** | Score **7.14/10**

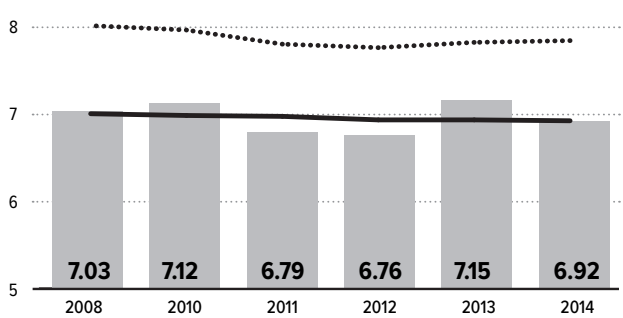


ECONOMIC FREEDOM

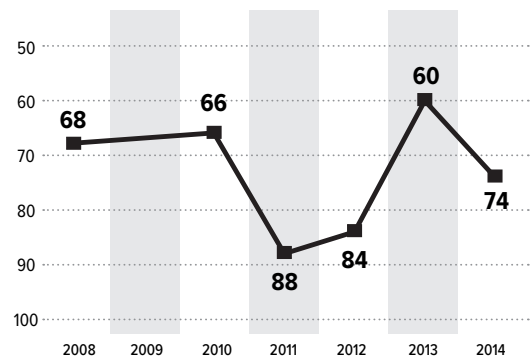
Ranking **100/159** | Score **6.70/10**



Human Freedom Score Over Time — World Avg. - - - Regional Avg.



Human Freedom Ranking Over Time



PARAGUAY

SOUTH AMERICA

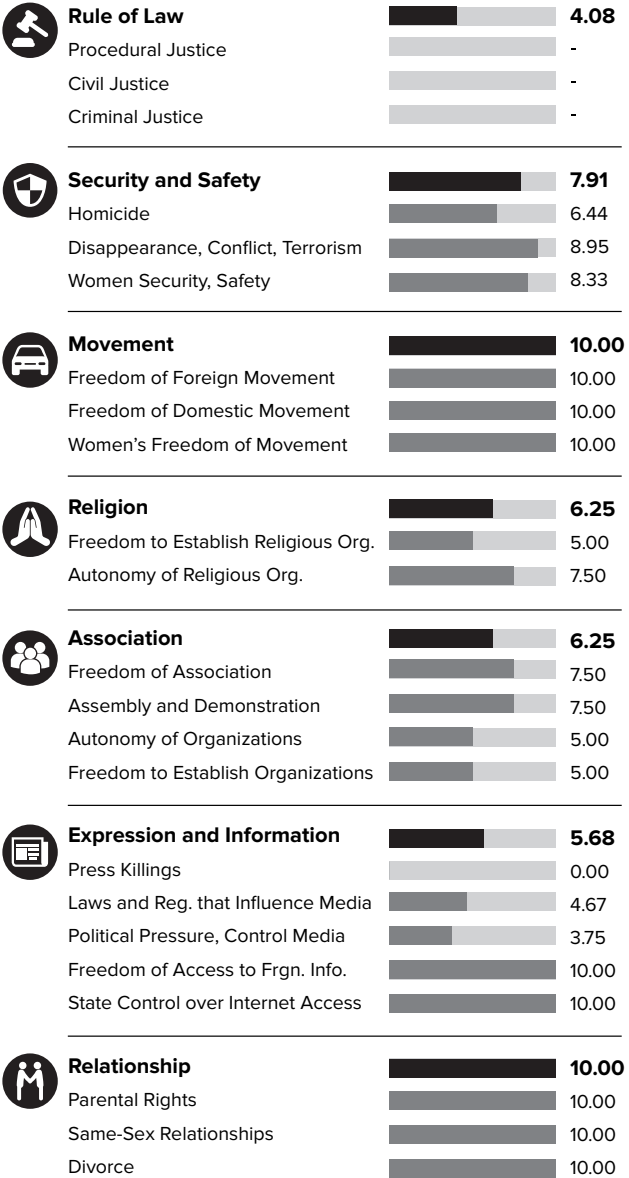


HUMAN FREEDOM

Ranking **77/159** | Score **6.85/10**

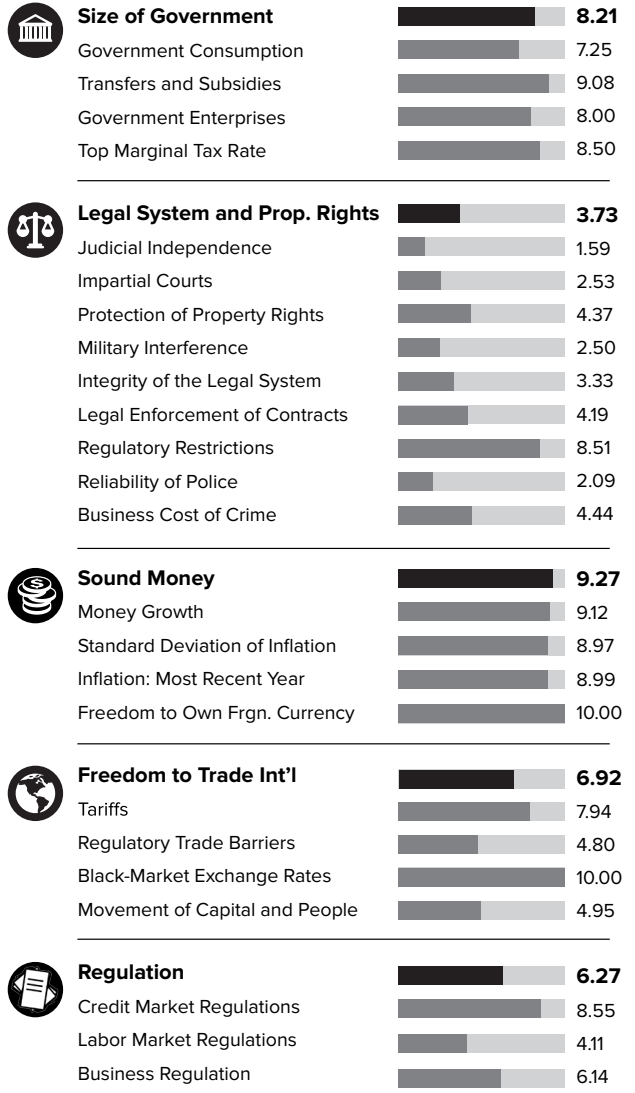
PERSONAL FREEDOM

Ranking **86/159** | Score **6.82/10**

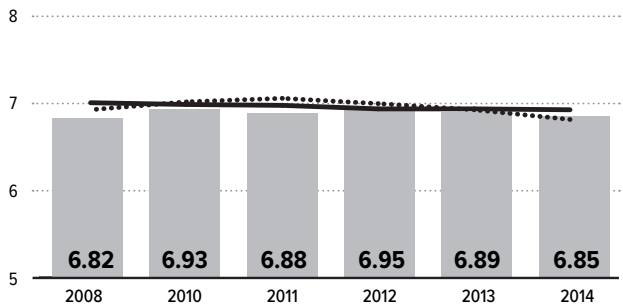


ECONOMIC FREEDOM

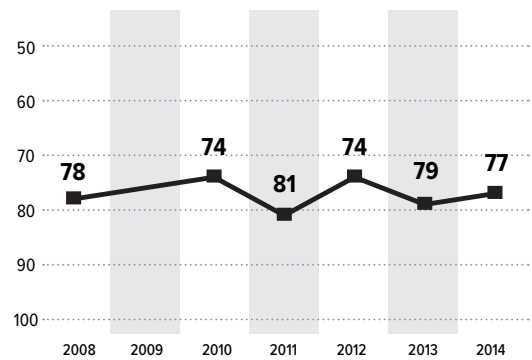
Ranking **88/159** | Score **6.88/10**



Human Freedom Score Over Time — World Avg. --- Regional Avg.




Human Freedom Ranking Over Time



PERU

SOUTH AMERICA

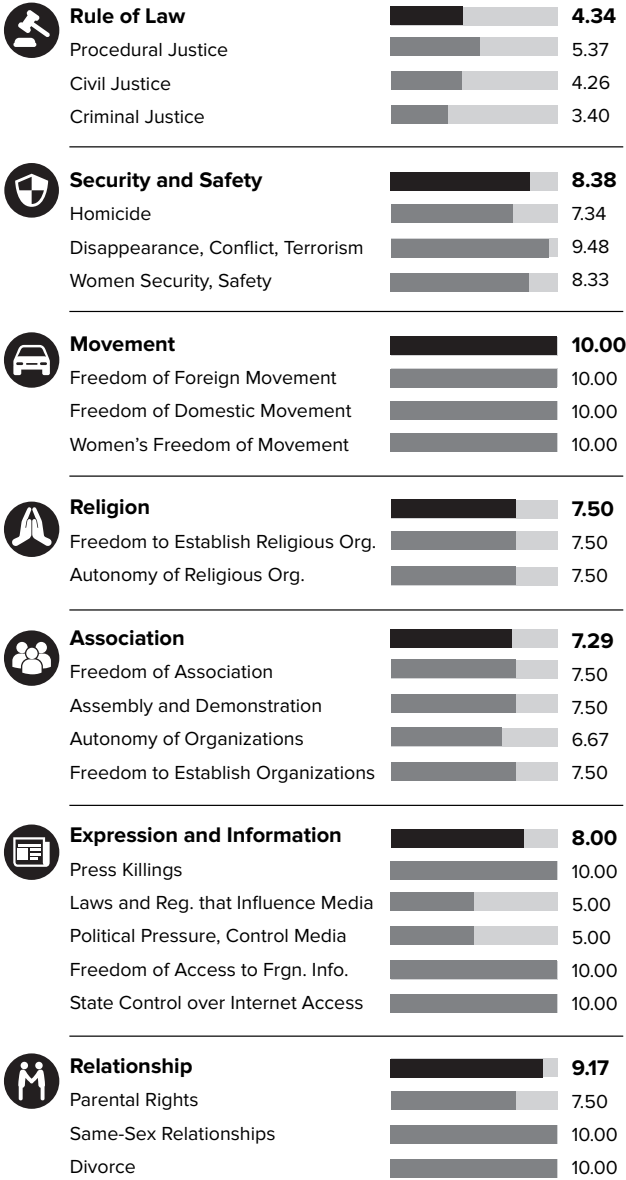


HUMAN FREEDOM

Ranking **53/159** | Score **7.36/10**


PERSONAL FREEDOM

Ranking **60/159** | Score **7.38/10**

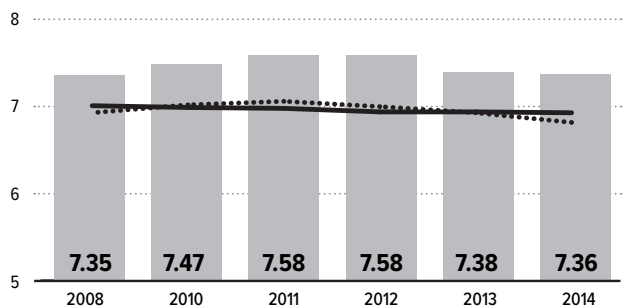


ECONOMIC FREEDOM

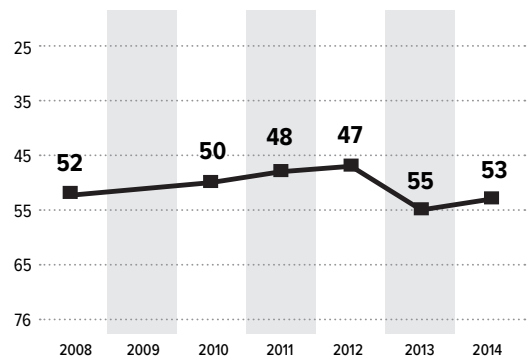
Ranking **52/159** | Score **7.35/10**



Human Freedom Score Over Time — World Avg. Regional Avg.



Human Freedom Ranking Over Time



PHILIPPINES

SOUTH EAST ASIA




HUMAN FREEDOM

Ranking **101/159** | Score **6.53/10**

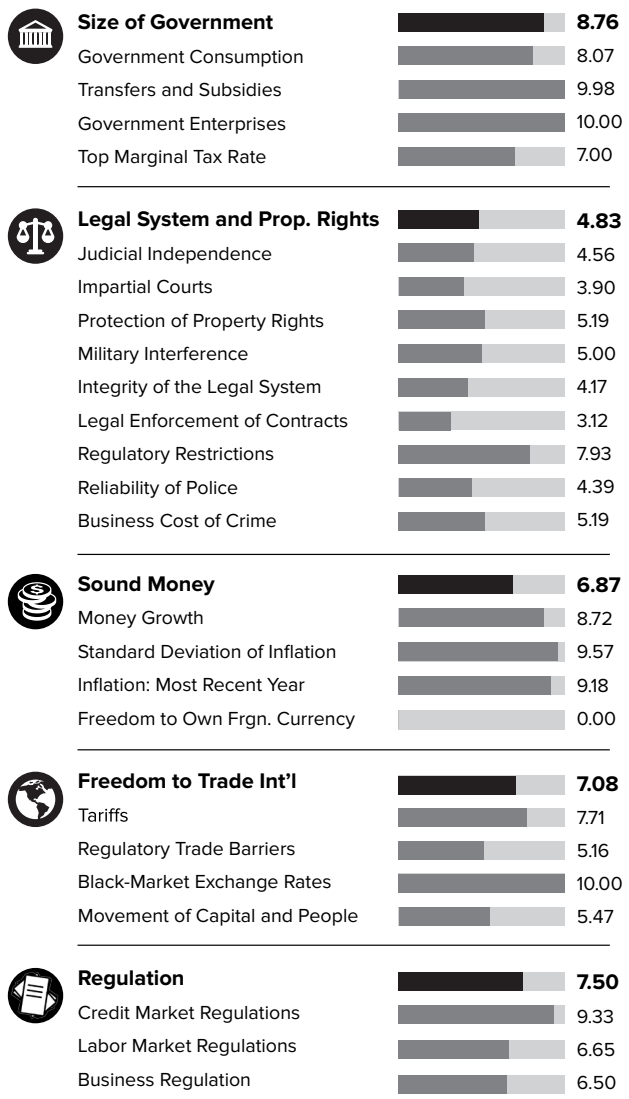
PERSONAL FREEDOM

Ranking **113/159** | Score **6.05/10**

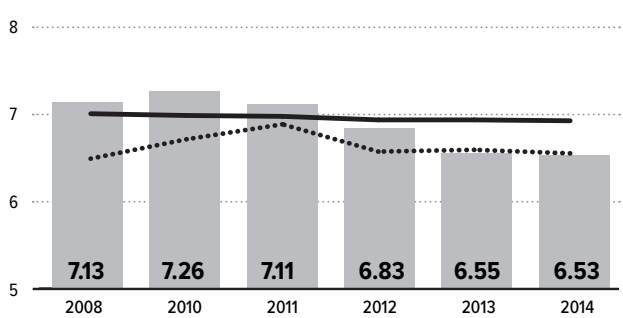


ECONOMIC FREEDOM

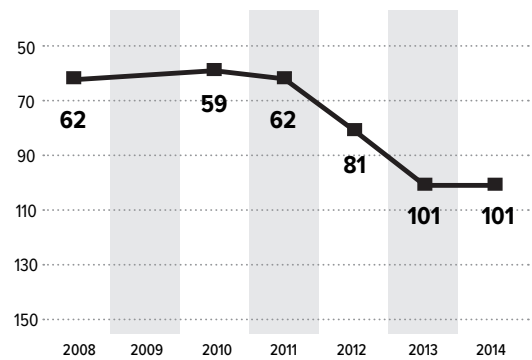
Ranking **80/159** | Score **7.01/10**



Human Freedom Score Over Time — World Avg. --- Regional Avg.



Human Freedom Ranking Over Time



POLAND

CENTRAL EUROPE & BALTICS

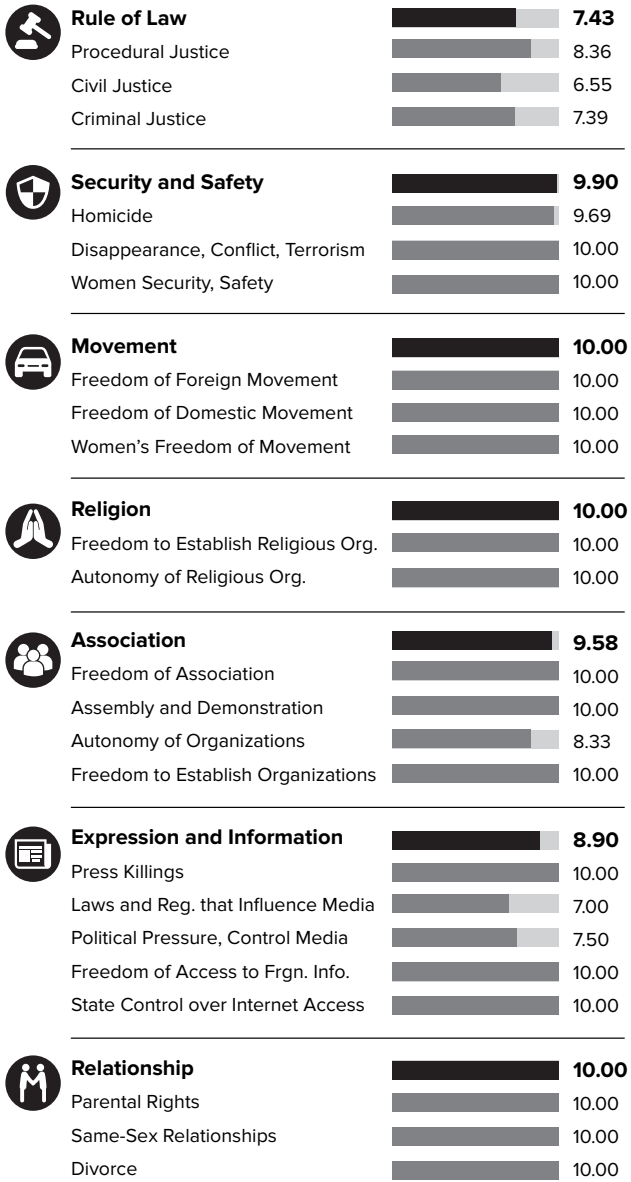


HUMAN FREEDOM

Ranking **21/159** | Score **8.30/10**


PERSONAL FREEDOM

Ranking **16/159** | Score **9.18/10**

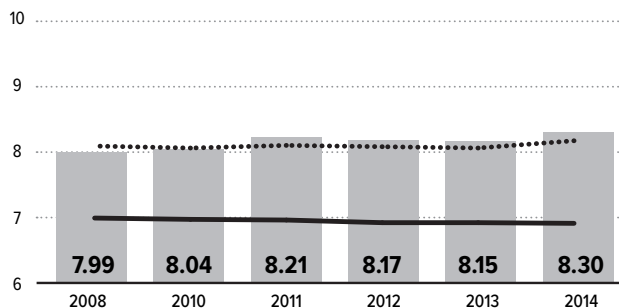


ECONOMIC FREEDOM

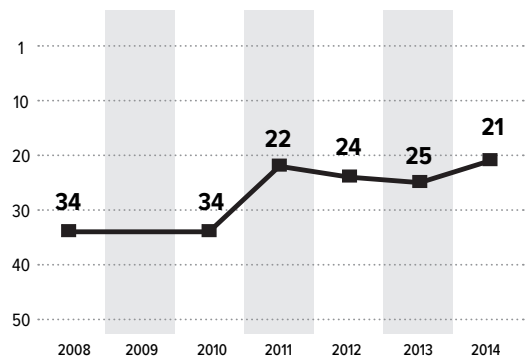
Ranking **40/159** | Score **7.42/10**



Human Freedom Score Over Time — World Avg. --- Regional Avg.




Human Freedom Ranking Over Time



PORTUGAL

SOUTHERN EUROPE



HUMAN FREEDOM

Ranking **19/159** | Score **8.32/10**

PERSONAL FREEDOM

Ranking **18/159** | Score **9.15/10**

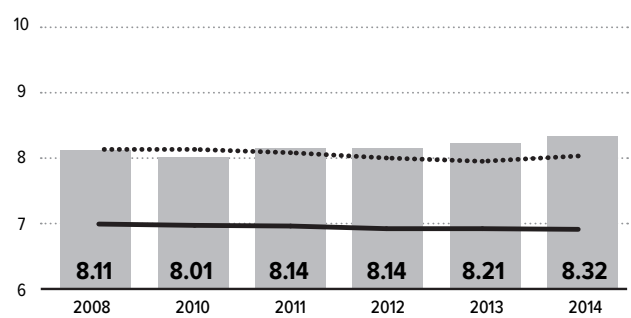
	Rule of Law	7.03
	Procedural Justice	7.86
	Civil Justice	6.54
	Criminal Justice	6.70
	Security and Safety	9.82
	Homicide	9.46
	Disappearance, Conflict, Terrorism	10.00
	Women Security, Safety	10.00
	Movement	10.00
	Freedom of Foreign Movement	10.00
	Freedom of Domestic Movement	10.00
	Women's Freedom of Movement	10.00
	Religion	10.00
	Freedom to Establish Religious Org.	10.00
	Autonomy of Religious Org.	10.00
	Association	10.00
	Freedom of Association	10.00
	Assembly and Demonstration	10.00
	Autonomy of Organizations	10.00
	Freedom to Establish Organizations	10.00
	Expression and Information	9.32
	Press Killings	10.00
	Laws and Reg. that Influence Media	8.33
	Political Pressure, Control Media	8.25
	Freedom of Access to Frgn. Info.	10.00
	State Control over Internet Access	10.00
	Relationship	10.00
	Parental Rights	10.00
	Same-Sex Relationships	10.00
	Divorce	10.00

ECONOMIC FREEDOM

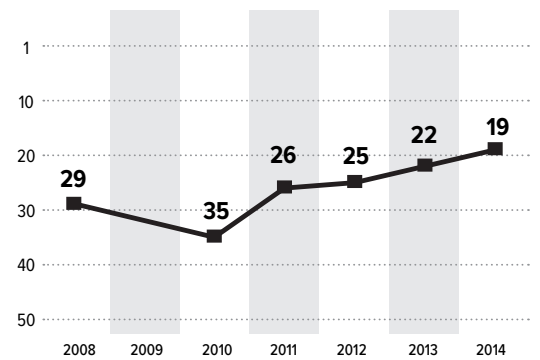
Ranking **35/159** | Score **7.49/10**

	Size of Government	5.46
	Government Consumption	5.31
	Transfers and Subsidies	4.05
	Government Enterprises	10.00
	Top Marginal Tax Rate	2.50
	Legal System and Prop. Rights	6.99
	Judicial Independence	6.07
	Impartial Courts	3.64
	Protection of Property Rights	6.16
	Military Interference	10.00
	Integrity of the Legal System	8.33
	Legal Enforcement of Contracts	5.50
	Regulatory Restrictions	7.58
	Reliability of Police	7.22
	Business Cost of Crime	8.40
	Sound Money	9.82
	Money Growth	9.69
	Standard Deviation of Inflation	9.63
	Inflation: Most Recent Year	9.94
	Freedom to Own Frgn. Currency	10.00
	Freedom to Trade Int'l	8.23
	Tariffs	8.43
	Regulatory Trade Barriers	8.73
	Black-Market Exchange Rates	10.00
	Movement of Capital and People	5.77
	Regulation	6.93
	Credit Market Regulations	8.36
	Labor Market Regulations	6.11
	Business Regulation	6.33

Human Freedom Score Over Time — World Avg. --- Regional Avg.



Human Freedom Ranking Over Time



QATAR


MIDDLE EAST & NORTH AFRICA

HUMAN FREEDOM

Ranking **117/159** | Score **6.38/10**


PERSONAL FREEDOM

Ranking **147/159** | Score **4.86/10**

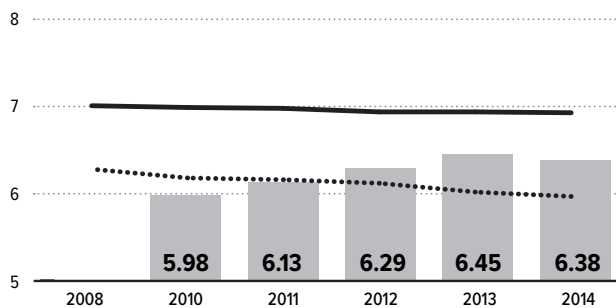


ECONOMIC FREEDOM

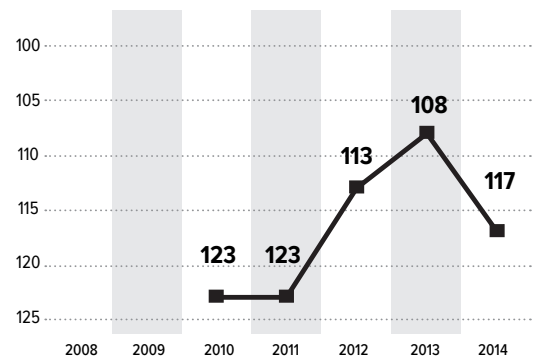
Ranking **12/159** | Score **7.91/10**



Human Freedom Score Over Time — World Avg. - - - Regional Avg.



Human Freedom Ranking Over Time



ROMANIA

SOUTH EASTERN EUROPE

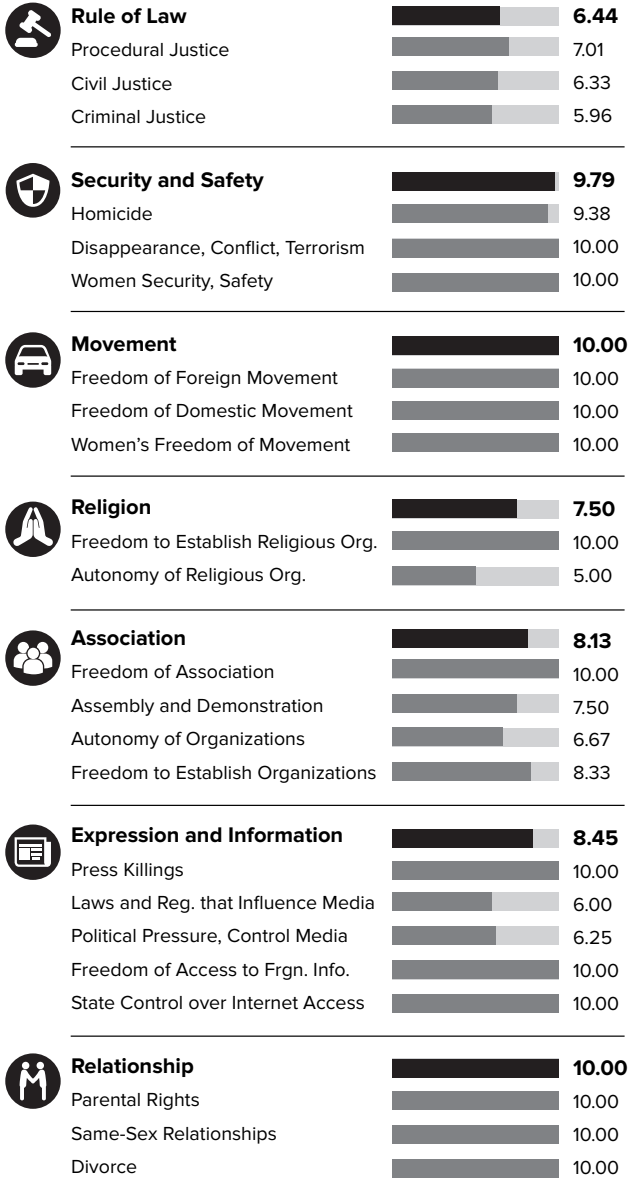


HUMAN FREEDOM

Ranking **30/159** | Score **8.06/10**

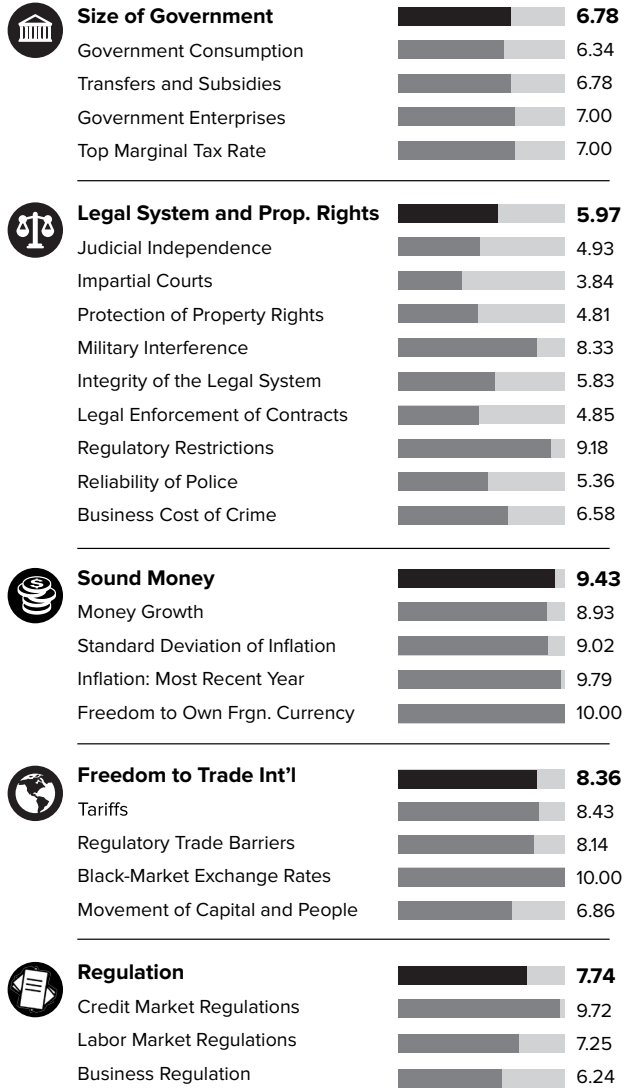
PERSONAL FREEDOM

Ranking **38/159** | Score **8.46/10**

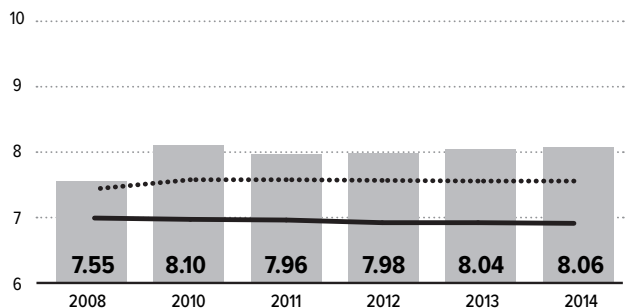


ECONOMIC FREEDOM

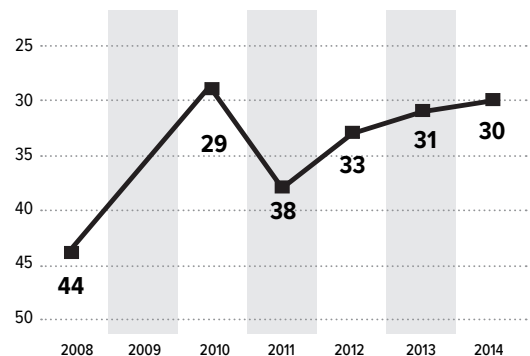
Ranking **22/159** | Score **7.66/10**



Human Freedom Score Over Time — World Avg. --- Regional Avg.




Human Freedom Ranking Over Time



RUSSIA

EASTERN EUROPE

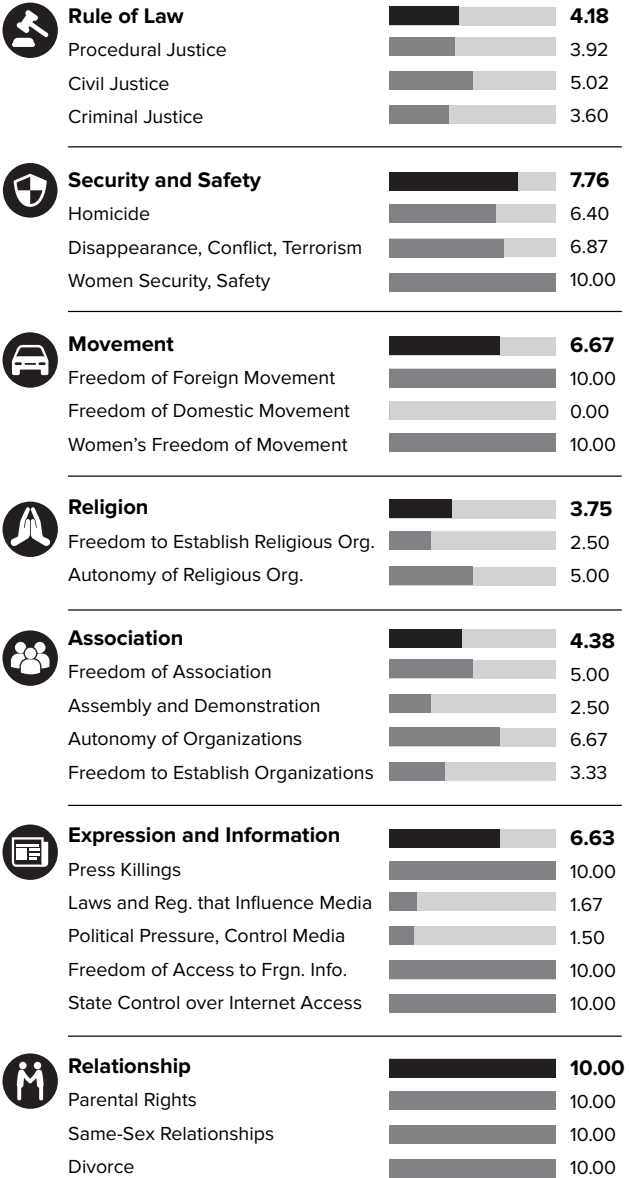


HUMAN FREEDOM

Ranking **115/159** | Score **6.39/10**

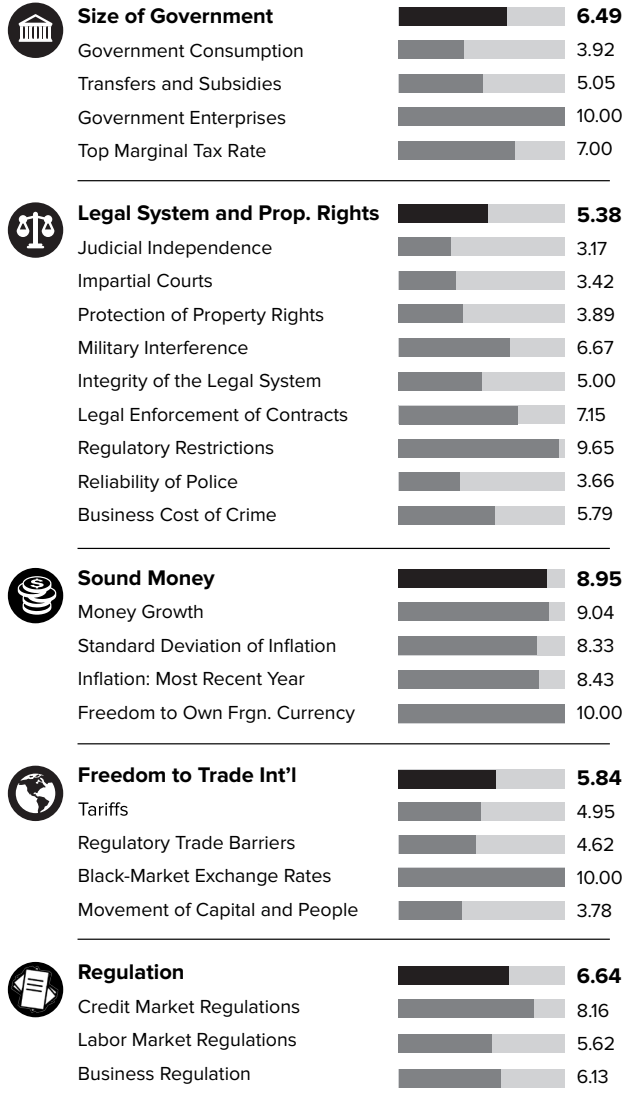
PERSONAL FREEDOM

Ranking **110/159** | Score **6.13/10**

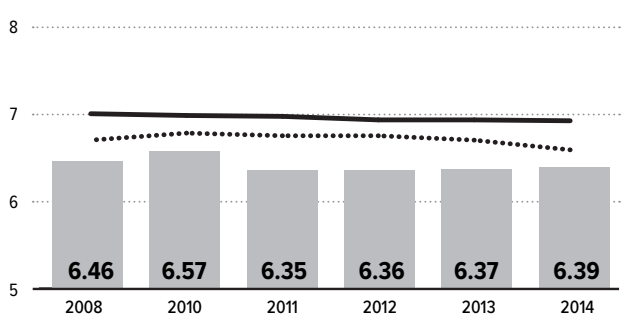


ECONOMIC FREEDOM

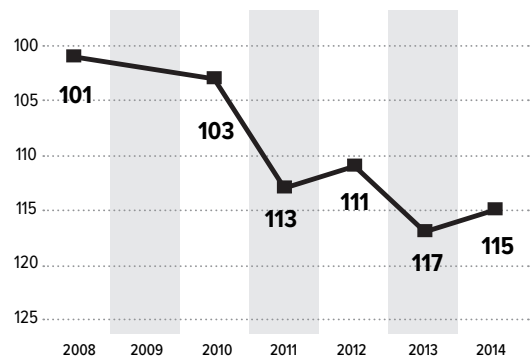
Ranking **102/159** | Score **6.66/10**



Human Freedom Score Over Time — World Avg. --- Regional Avg.




Human Freedom Ranking Over Time



RWANDA

SUB-SAHARAN AFRICA

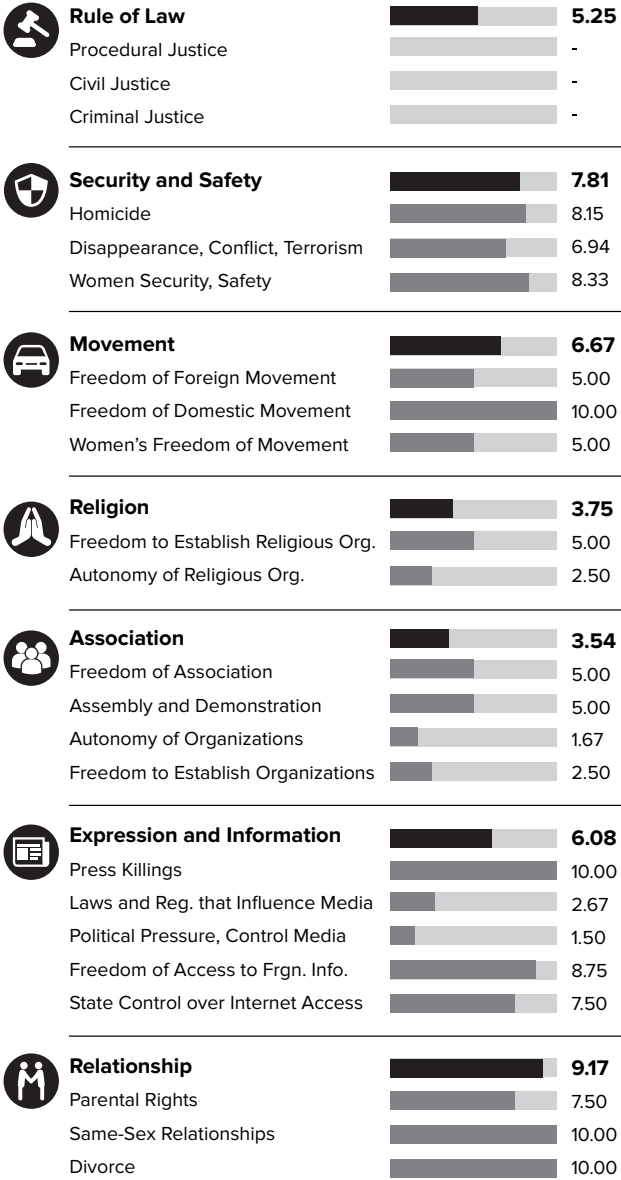


HUMAN FREEDOM

Ranking **85/159** | Score **6.78/10**


PERSONAL FREEDOM

Ranking **108/159** | Score **6.19/10**

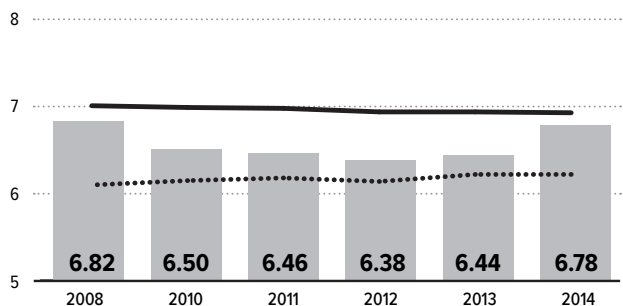


ECONOMIC FREEDOM

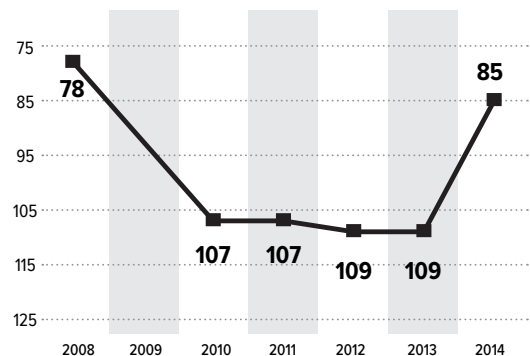
Ranking **49/159** | Score **7.38/10**



Human Freedom Score Over Time — World Avg. Regional Avg.



Human Freedom Ranking Over Time



SAUDI ARABIA

MIDDLE EAST & NORTH AFRICA

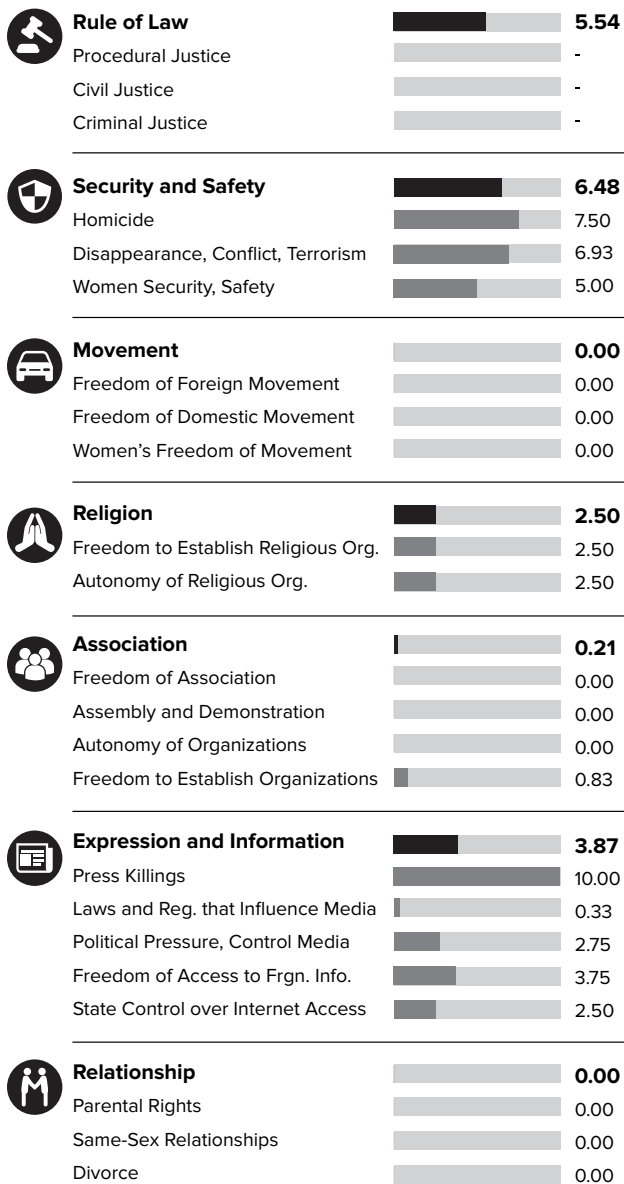


HUMAN FREEDOM

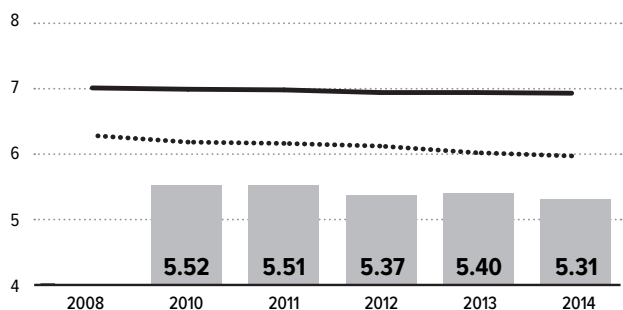
Ranking **144/159** | Score **5.31/10**

PERSONAL FREEDOM

Ranking **158/159** | Score **3.66/10**

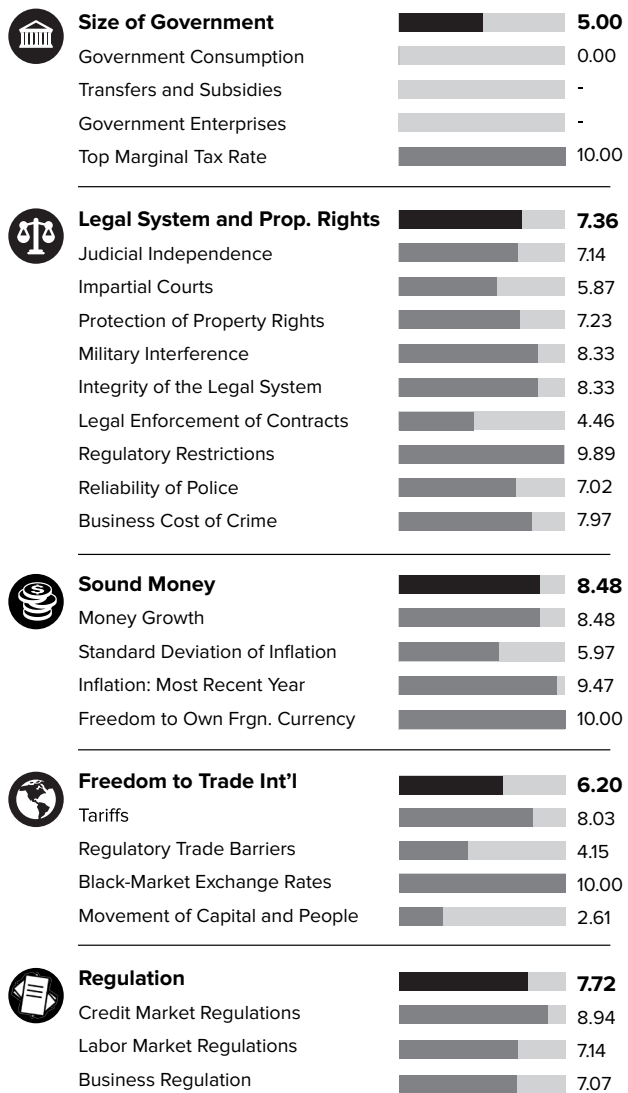


Human Freedom Score Over Time — World Avg. Regional Avg.

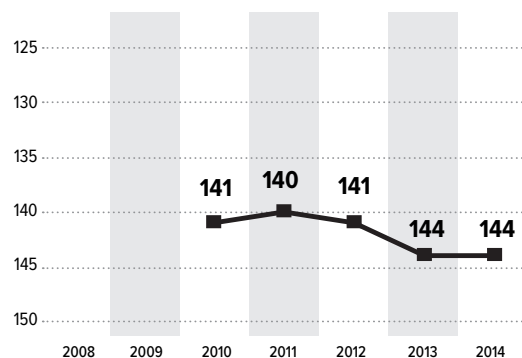


ECONOMIC FREEDOM

Ranking **85/159** | Score **6.95/10**



Human Freedom Ranking Over Time



SENEGAL

SUB-SAHARAN AFRICA

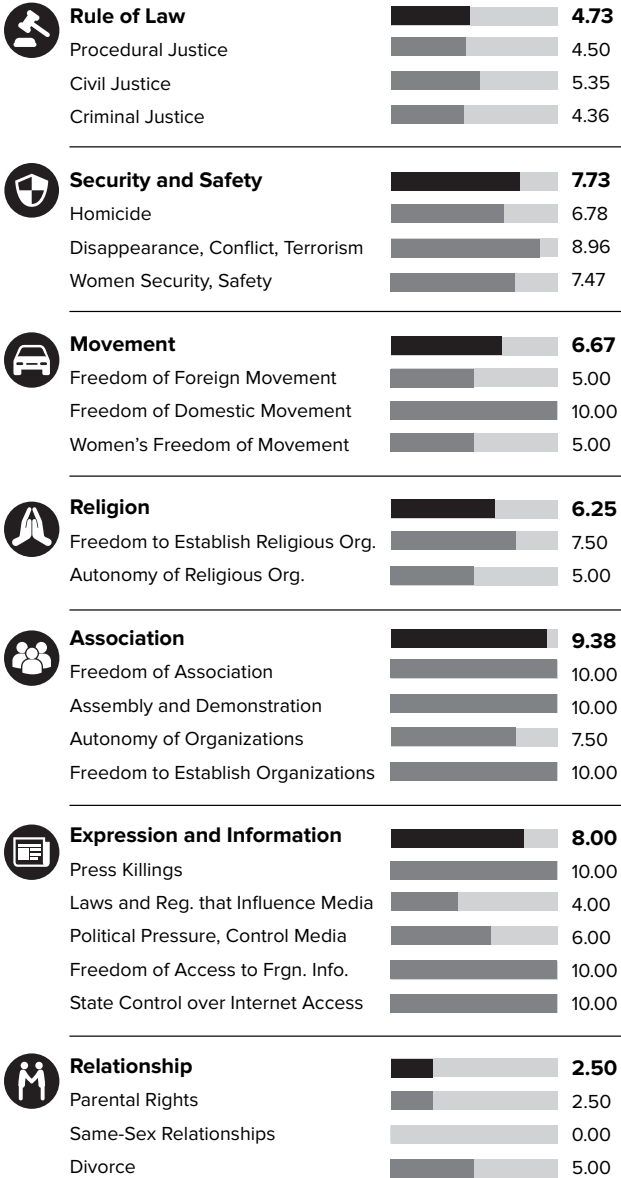


HUMAN FREEDOM

Ranking **111/159** | Score **6.41/10**

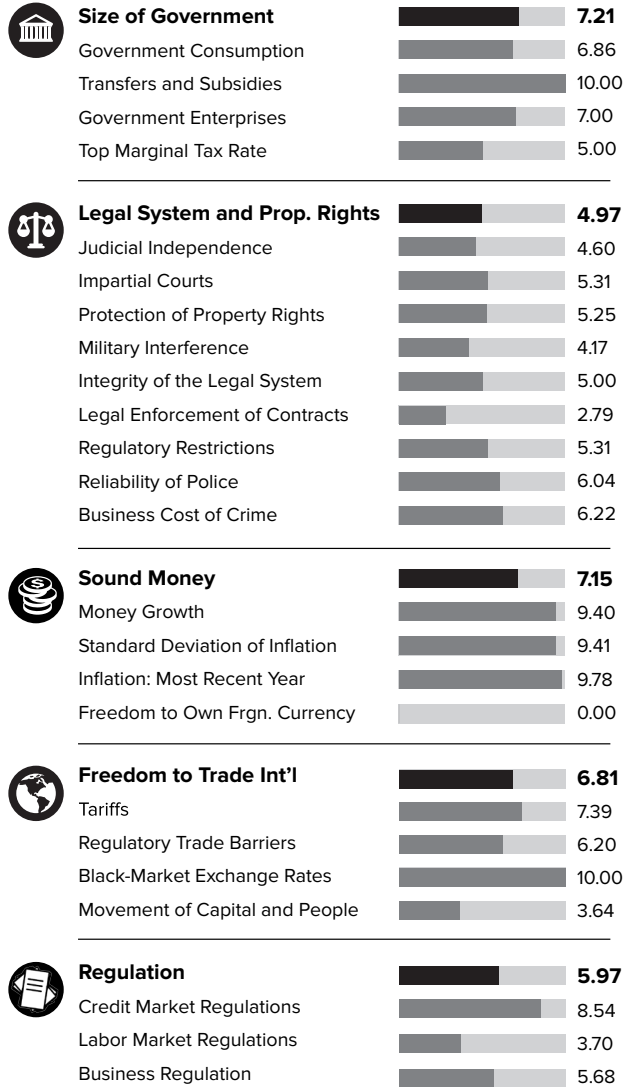
PERSONAL FREEDOM

Ranking **103/159** | Score **6.40/10**

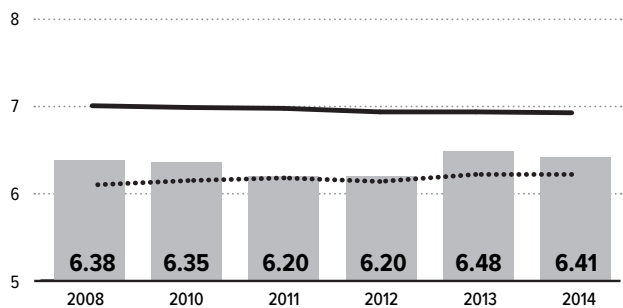


ECONOMIC FREEDOM

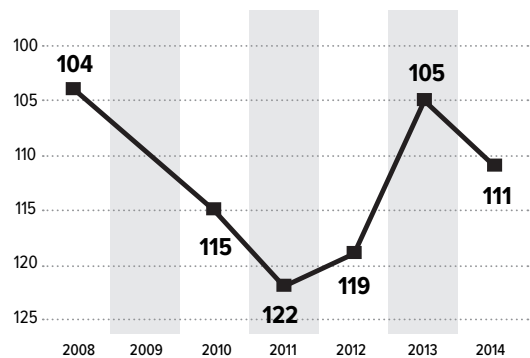
Ranking **118/159** | Score **6.42/10**



Human Freedom Score Over Time — World Avg. Regional Avg.




Human Freedom Ranking Over Time



SERBIA

SOUTH EASTERN EUROPE

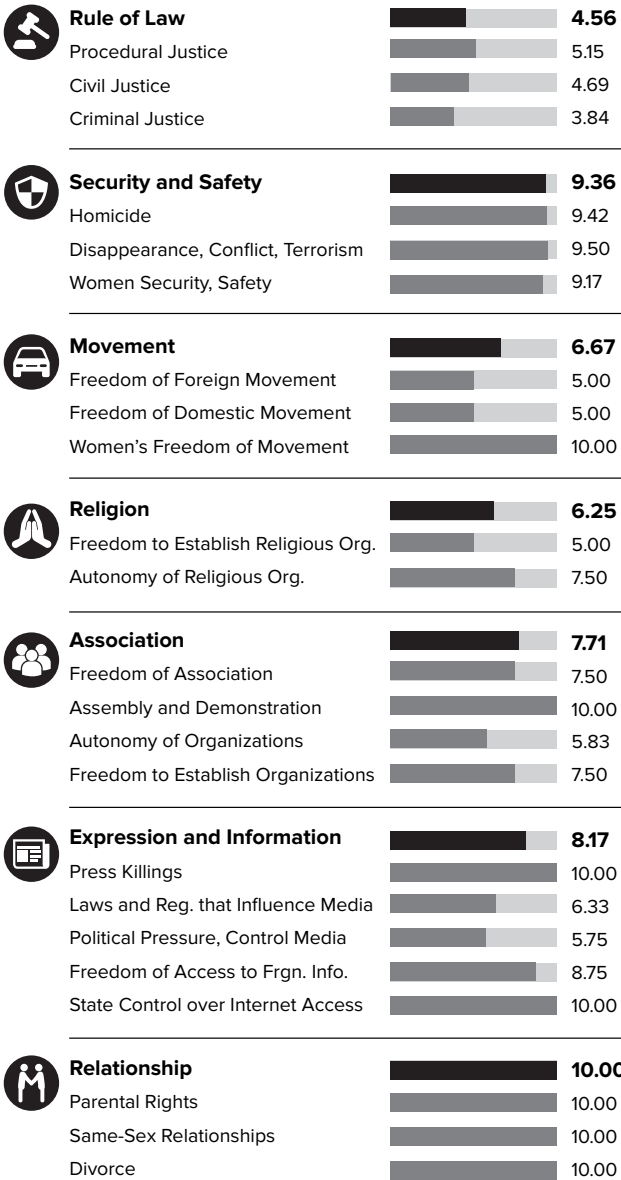


HUMAN FREEDOM

Ranking **67/159** | Score **7.02/10**

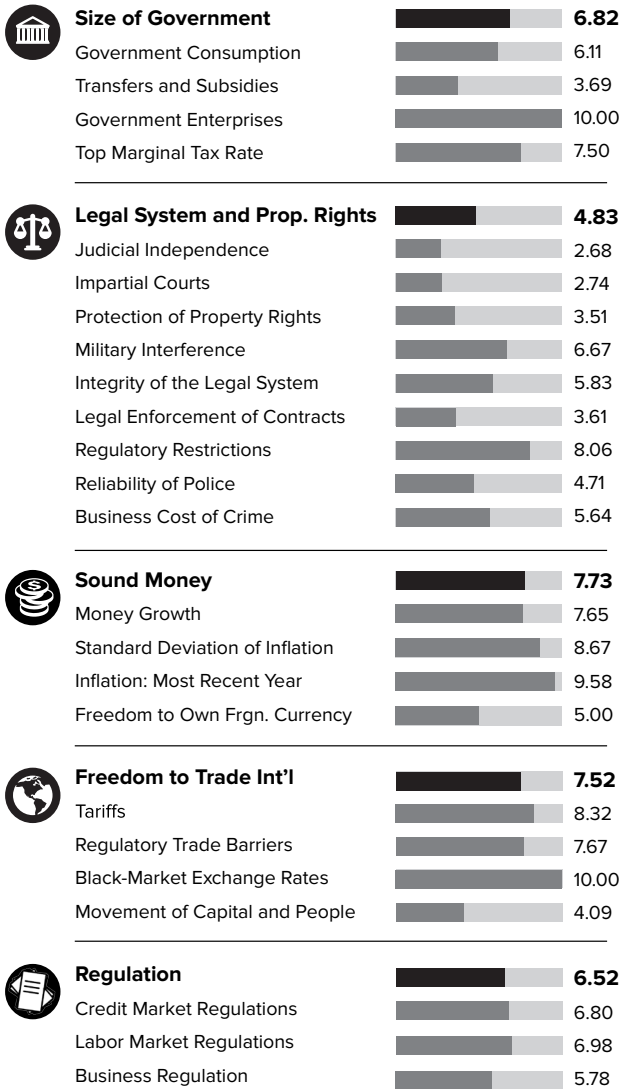
PERSONAL FREEDOM

Ranking **61/159** | Score **7.36/10**

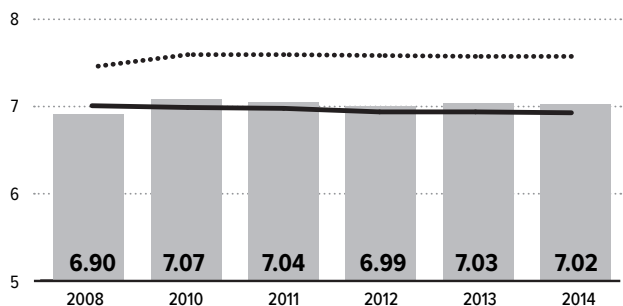


ECONOMIC FREEDOM

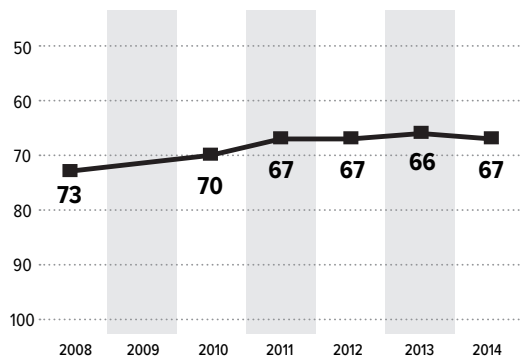
Ranking **101/159** | Score **6.68/10**



Human Freedom Score Over Time — World Avg. Regional Avg.



Human Freedom Ranking Over Time



SEYCHELLES






































SUB-SAHARAN AFRICA

HUMAN FREEDOM

Ranking **51/159** | Score **7.41/10**



































PERSONAL FREEDOM

Ranking **65/159** | Score **7.34/10**

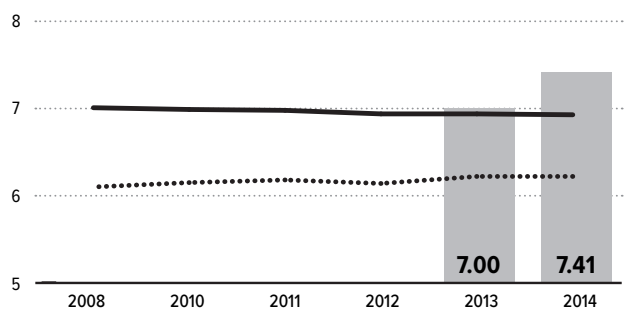
	Rule of Law		5.28
	Procedural Justice		-
	Civil Justice		-
	Criminal Justice		-
	Security and Safety		9.56
	Homicide		9.12
	Disappearance, Conflict, Terrorism		10.00
	Women Security, Safety		-
	Movement		10.00
	Freedom of Foreign Movement		10.00
	Freedom of Domestic Movement		10.00
	Women's Freedom of Movement		-
	Religion		-
	Freedom to Establish Religious Org.		-
	Autonomy of Religious Org.		-
	Association		-
	Freedom of Association		-
	Assembly and Demonstration		-
	Autonomy of Organizations		-
	Freedom to Establish Organizations		-
	Expression and Information		6.81
	Press Killings		10.00
	Laws and Reg. that Influence Media		4.67
	Political Pressure, Control Media		5.75
	Freedom of Access to Frgn. Info.		-
	State Control over Internet Access		-
	Relationship		5.00
	Parental Rights		-
	Same-Sex Relationships		5.00
	Divorce		-

ECONOMIC FREEDOM

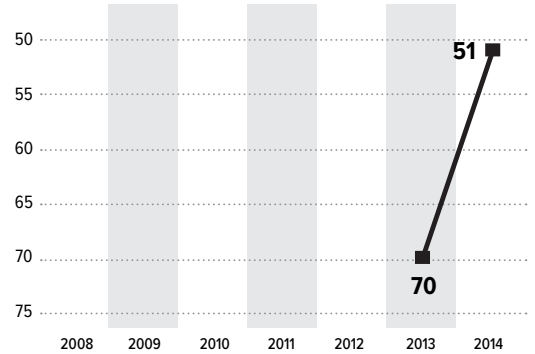
Ranking **36/159** | Score **7.48/10**

	Size of Government		7.30
	Government Consumption		2.04
	Transfers and Subsidies		9.14
	Government Enterprises		8.00
	Top Marginal Tax Rate		10.00
	Legal System and Prop. Rights		5.49
	Judicial Independence		5.20
	Impartial Courts		4.48
	Protection of Property Rights		5.25
	Military Interference		7.41
	Integrity of the Legal System		-
	Legal Enforcement of Contracts		4.06
	Regulatory Restrictions		7.08
	Reliability of Police		5.20
	Business Cost of Crime		5.27
	Sound Money		9.10
	Money Growth		8.06
	Standard Deviation of Inflation		8.63
	Inflation: Most Recent Year		9.72
	Freedom to Own Frgn. Currency		10.00
	Freedom to Trade Int'l		8.12
	Tariffs		9.05
	Regulatory Trade Barriers		5.47
	Black-Market Exchange Rates		10.00
	Movement of Capital and People		7.96
	Regulation		7.40
	Credit Market Regulations		8.00
	Labor Market Regulations		6.99
	Business Regulation		7.21

Human Freedom Score Over Time — World Avg. --- Regional Avg.



Human Freedom Ranking Over Time



SIERRA LEONE

SUB-SAHARAN AFRICA



HUMAN FREEDOM

Ranking **133/159** | Score **6.03/10**

PERSONAL FREEDOM

Ranking **110/159** | Score **6.13/10**

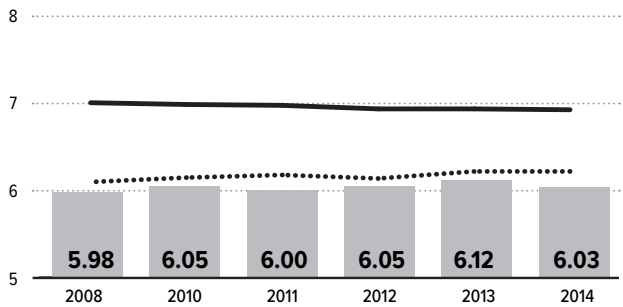
	Rule of Law	4.01
	Procedural Justice	4.41
	Civil Justice	4.28
	Criminal Justice	3.35
	Security and Safety	8.06
	Homicide	9.27
	Disappearance, Conflict, Terrorism	9.50
	Women Security, Safety	5.40
	Movement	3.33
	Freedom of Foreign Movement	5.00
	Freedom of Domestic Movement	0.00
	Women's Freedom of Movement	5.00
	Religion	7.50
	Freedom to Establish Religious Org.	7.50
	Autonomy of Religious Org.	7.50
	Association	5.21
	Freedom of Association	5.00
	Assembly and Demonstration	5.00
	Autonomy of Organizations	5.83
	Freedom to Establish Organizations	5.00
	Expression and Information	6.80
	Press Killings	10.00
	Laws and Reg. that Influence Media	5.00
	Political Pressure, Control Media	5.25
	Freedom of Access to Frgn. Info.	6.25
	State Control over Internet Access	7.50
	Relationship	8.33
	Parental Rights	10.00
	Same-Sex Relationships	5.00
	Divorce	10.00

ECONOMIC FREEDOM

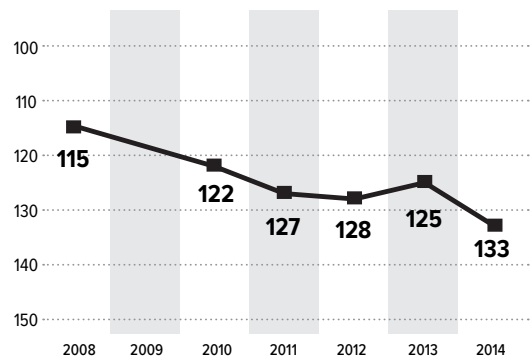
Ranking **138/159** | Score **5.92/10**

	Size of Government	6.68
	Government Consumption	8.22
	Transfers and Subsidies	10.00
	Government Enterprises	2.00
	Top Marginal Tax Rate	6.50
	Legal System and Prop. Rights	4.22
	Judicial Independence	2.77
	Impartial Courts	3.07
	Protection of Property Rights	3.86
	Military Interference	4.17
	Integrity of the Legal System	5.83
	Legal Enforcement of Contracts	4.18
	Regulatory Restrictions	5.39
	Reliability of Police	3.99
	Business Cost of Crime	4.72
	Sound Money	7.27
	Money Growth	8.54
	Standard Deviation of Inflation	7.01
	Inflation: Most Recent Year	8.53
	Freedom to Own Frgn. Currency	5.00
	Freedom to Trade Int'l	6.14
	Tariffs	7.91
	Regulatory Trade Barriers	3.61
	Black-Market Exchange Rates	10.00
	Movement of Capital and People	3.05
	Regulation	5.31
	Credit Market Regulations	4.23
	Labor Market Regulations	5.63
	Business Regulation	6.07

Human Freedom Score Over Time — World Avg. - - - Regional Avg.



Human Freedom Ranking Over Time



SINGAPORE

SOUTH EAST ASIA

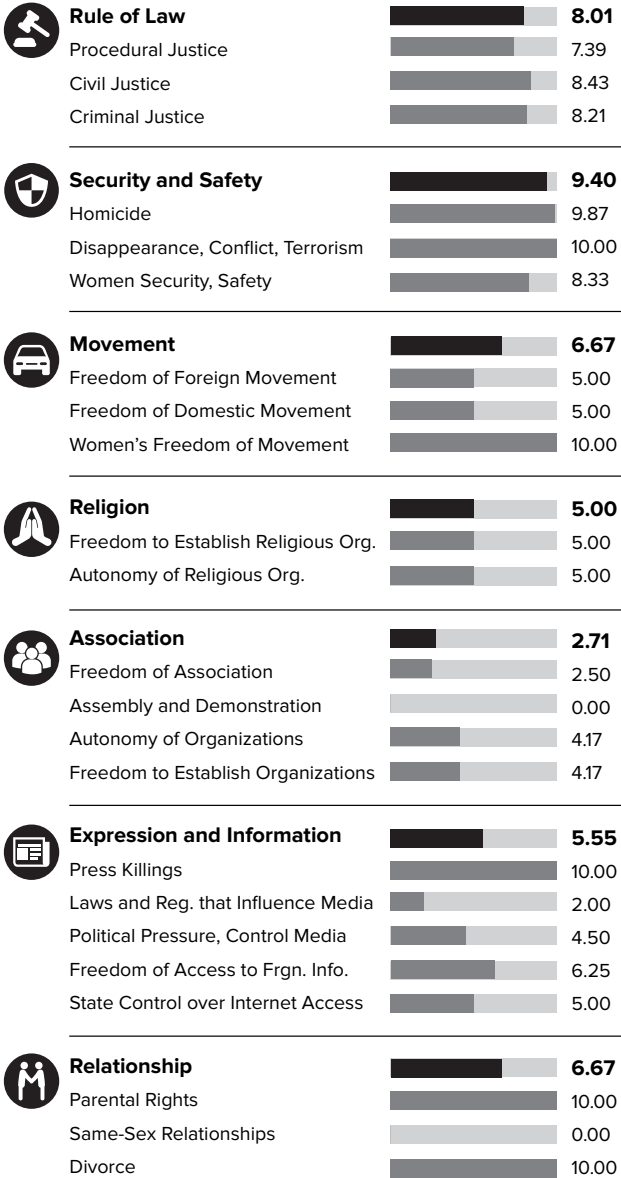


HUMAN FREEDOM

Ranking **40/159** | Score **7.86/10**

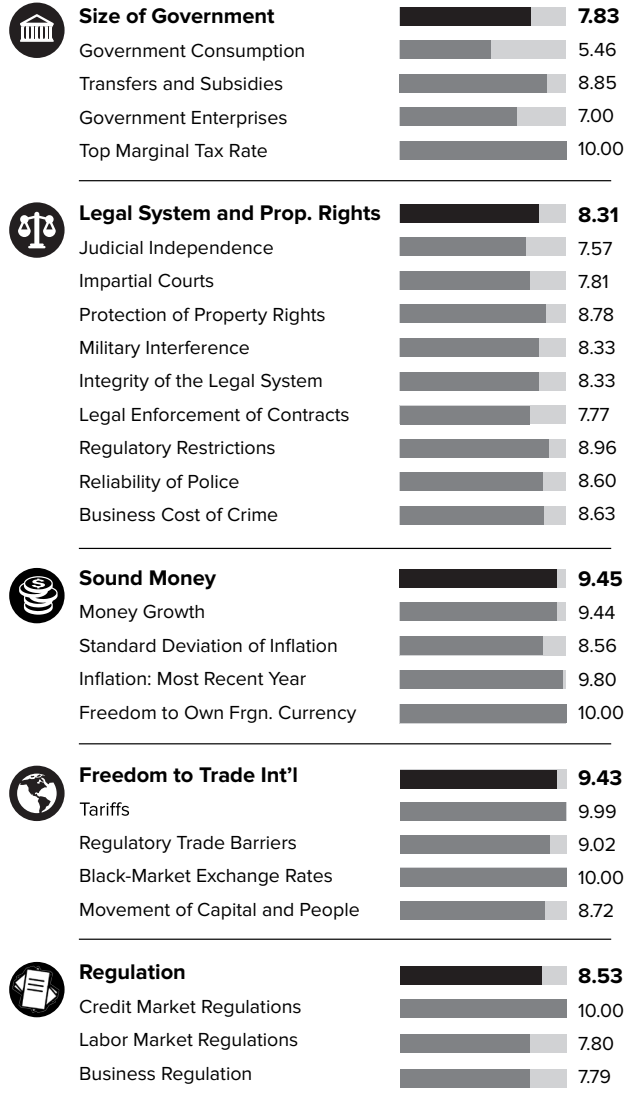
PERSONAL FREEDOM

Ranking **77/159** | Score **7.01/10**

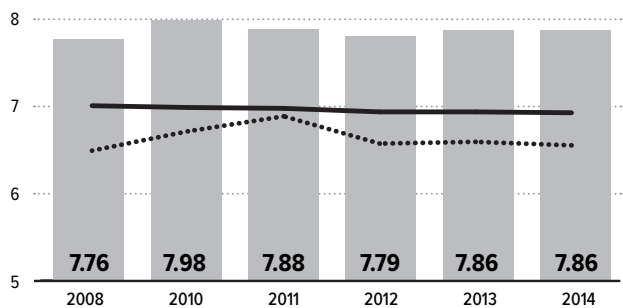


ECONOMIC FREEDOM

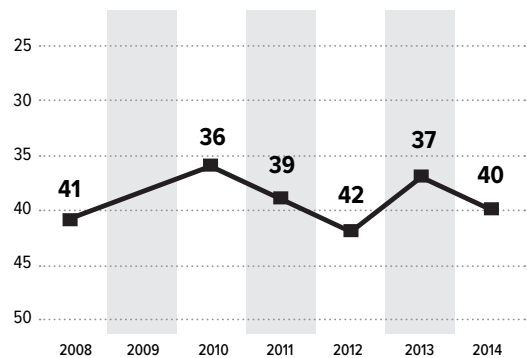
Ranking **2/159** | Score **8.71/10**



Human Freedom Score Over Time — World Avg. Regional Avg.



Human Freedom Ranking Over Time



SLOVAKIA

CENTRAL EUROPE & BALTICS

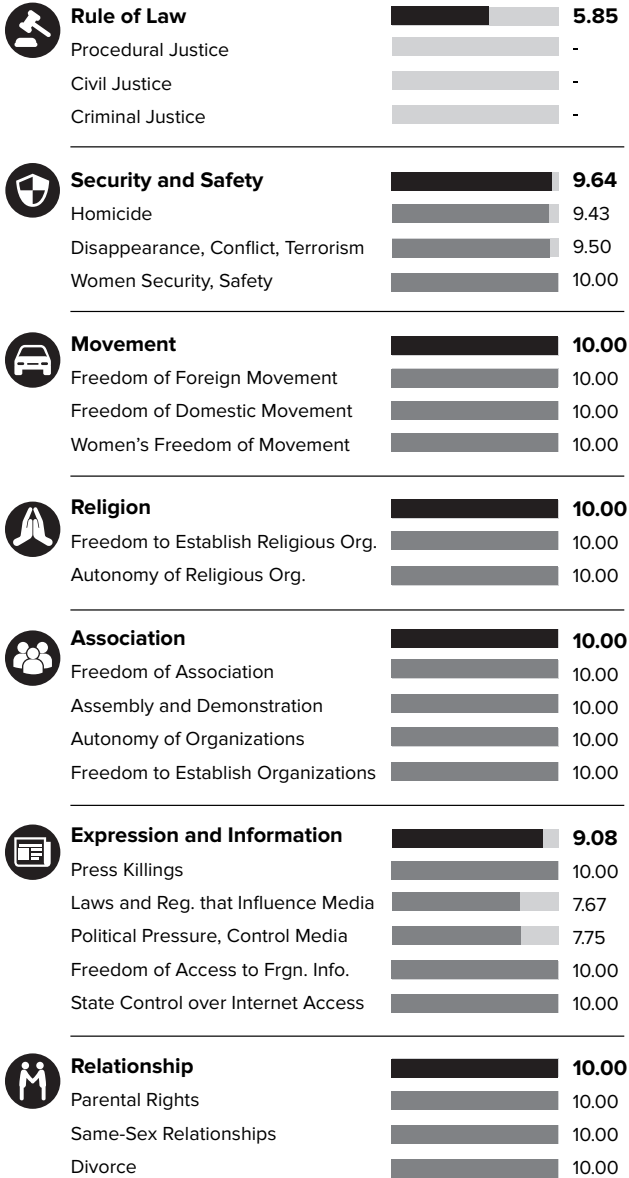


HUMAN FREEDOM

Ranking **27/159** | Score **8.12/10**

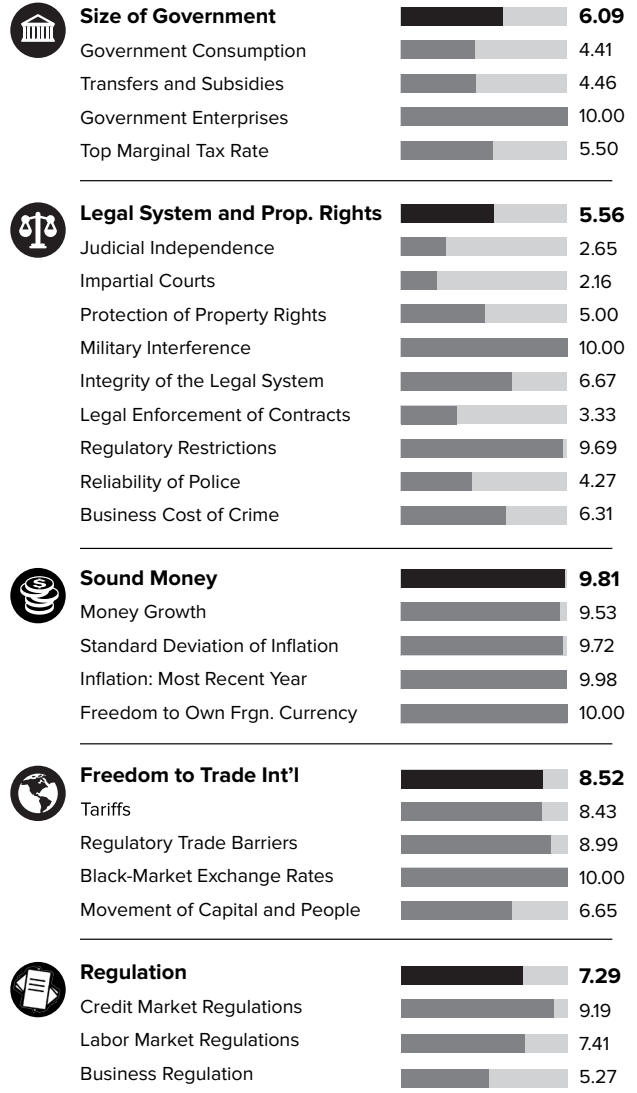
PERSONAL FREEDOM

Ranking **29/159** | Score **8.78/10**

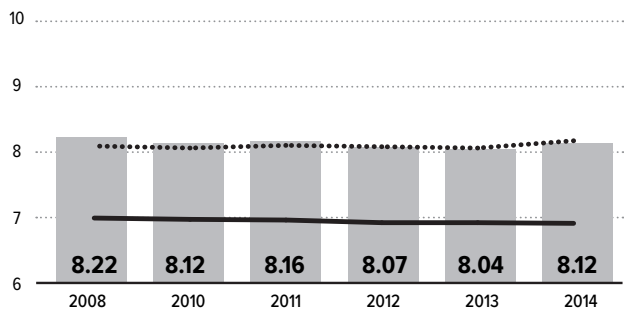


ECONOMIC FREEDOM

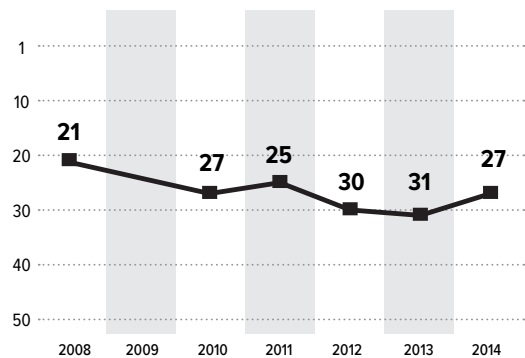
Ranking **39/159** | Score **7.45/10**



Human Freedom Score Over Time — World Avg. --- Regional Avg.



Human Freedom Ranking Over Time



SLOVENIA

CENTRAL EUROPE & BALTICS

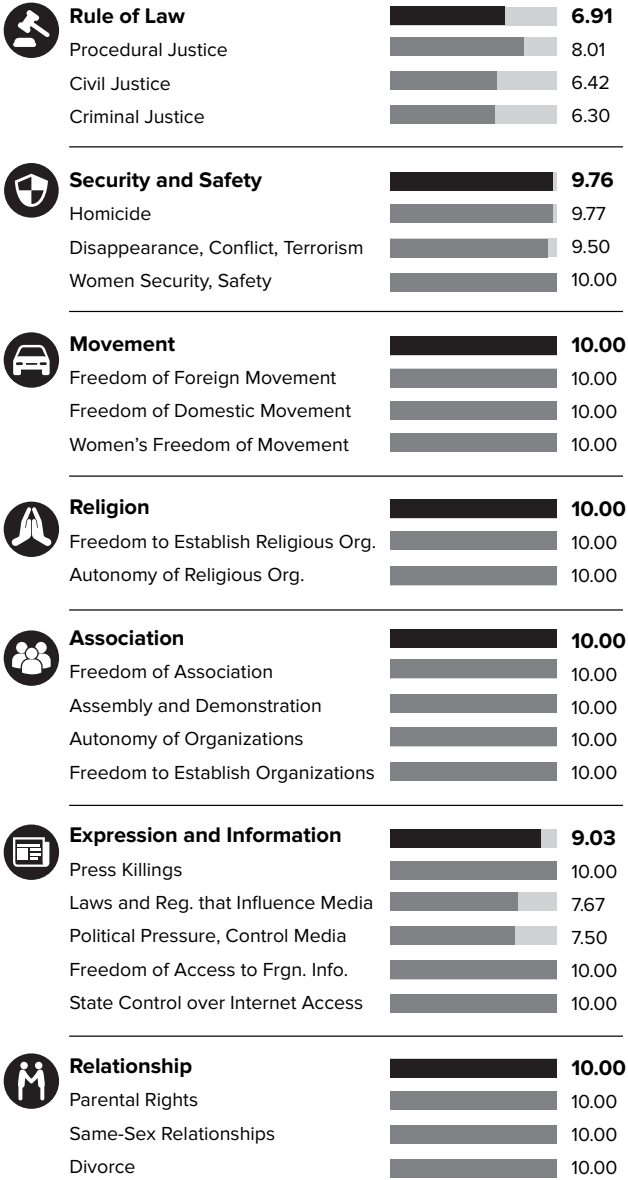


HUMAN FREEDOM

Ranking **39/159** | Score **7.90/10**

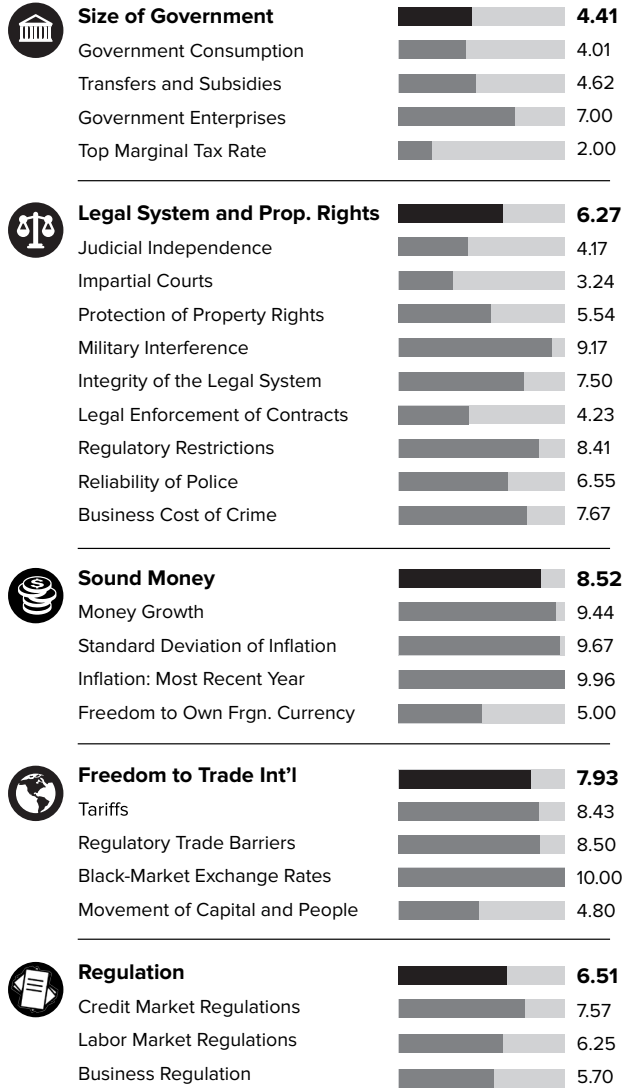
PERSONAL FREEDOM

Ranking **21/159** | Score **9.07/10**

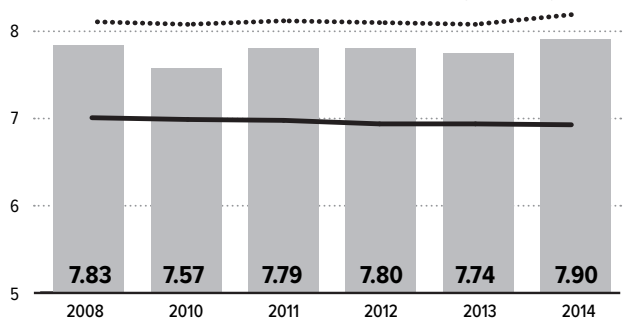


ECONOMIC FREEDOM

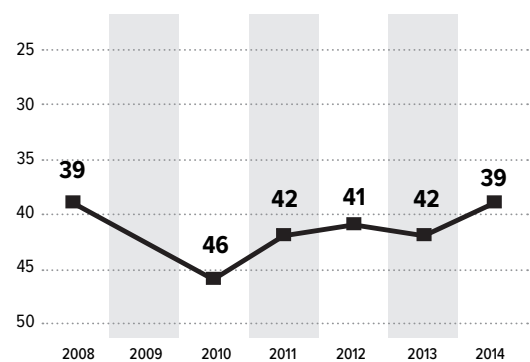
Ranking **97/159** | Score **6.73/10**



Human Freedom Score Over Time — World Avg. Regional Avg.



Human Freedom Ranking Over Time



SOUTH AFRICA

SUB-SAHARAN AFRICA

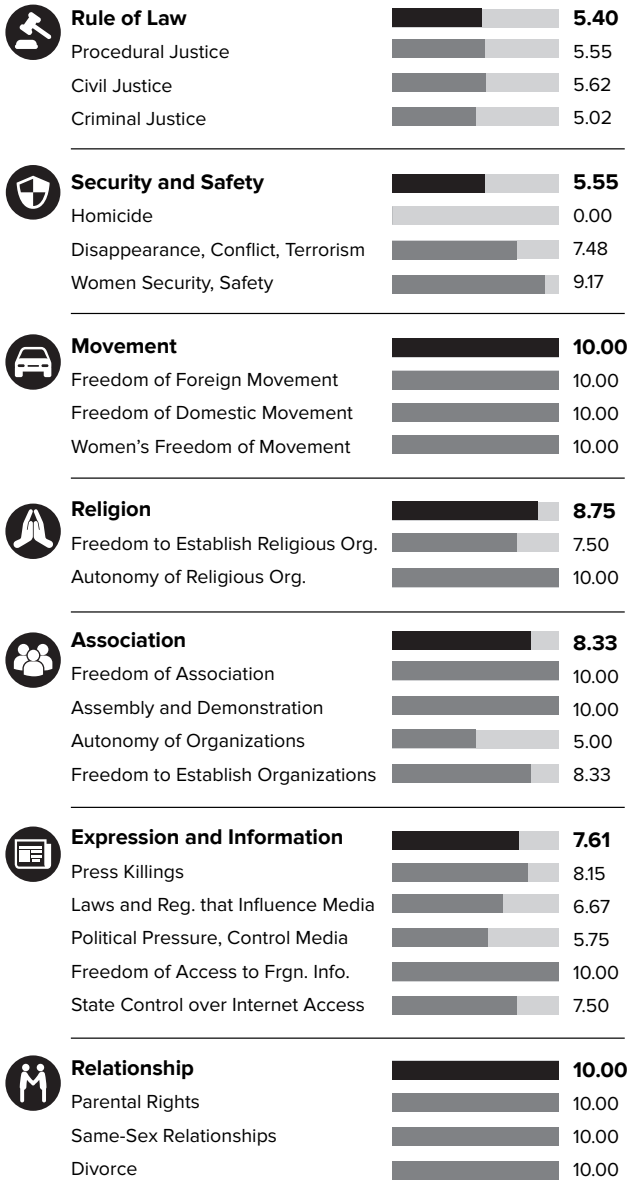


HUMAN FREEDOM

Ranking **74/159** | Score **6.92/10**

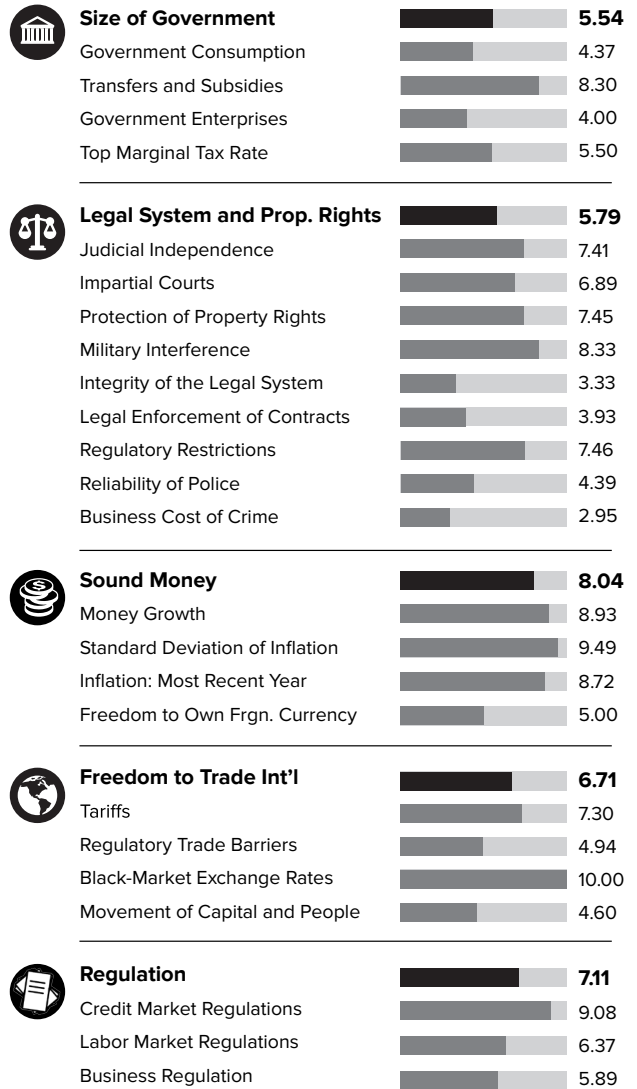
PERSONAL FREEDOM

Ranking **70/159** | Score **7.21/10**

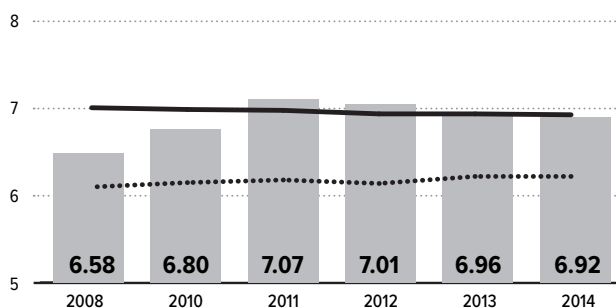


ECONOMIC FREEDOM

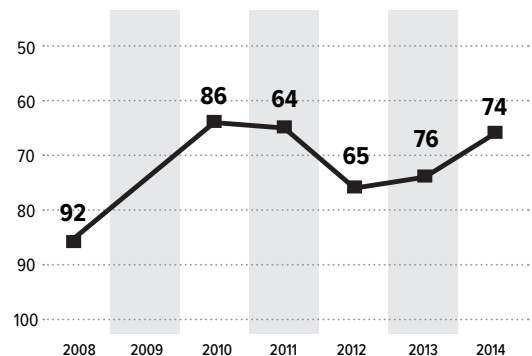
Ranking **105/159** | Score **6.64/10**



Human Freedom Score Over Time — World Avg. - - - Regional Avg.




Human Freedom Ranking Over Time



SPAIN

SOUTHERN EUROPE

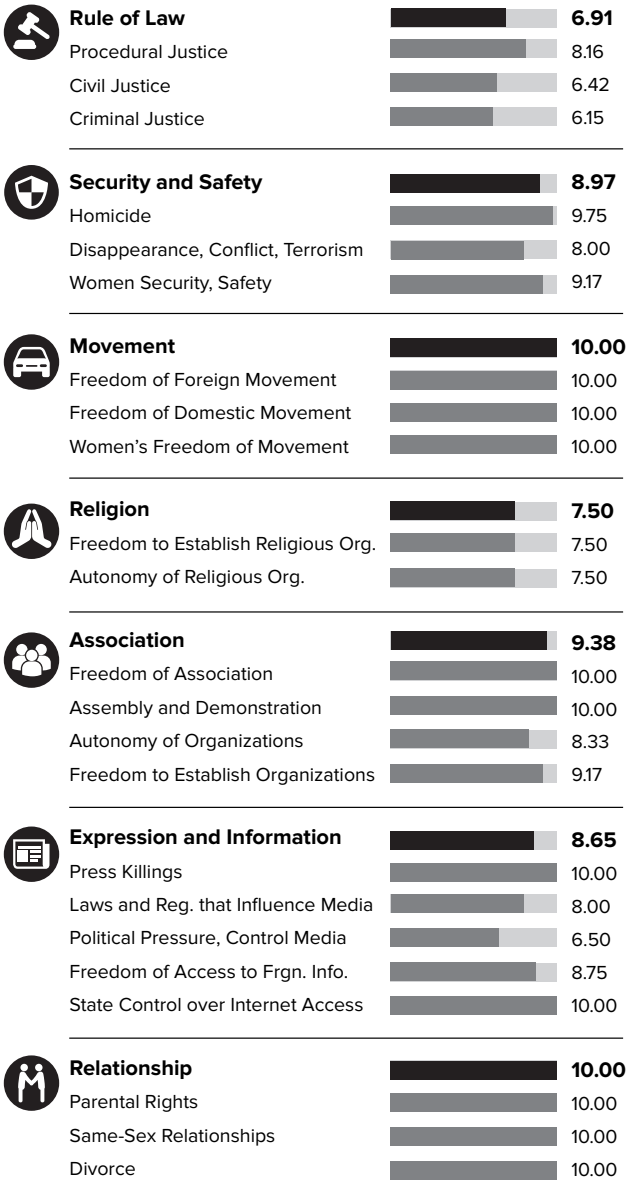


HUMAN FREEDOM

Ranking **36/159** | Score **7.95/10**

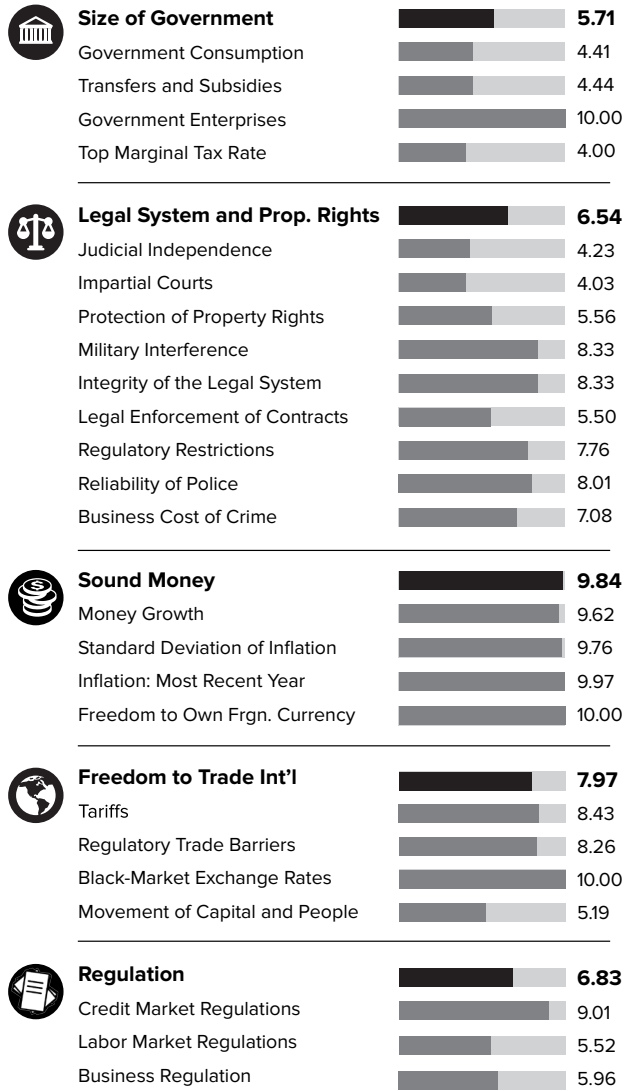
PERSONAL FREEDOM

Ranking **36/159** | Score **8.52/10**

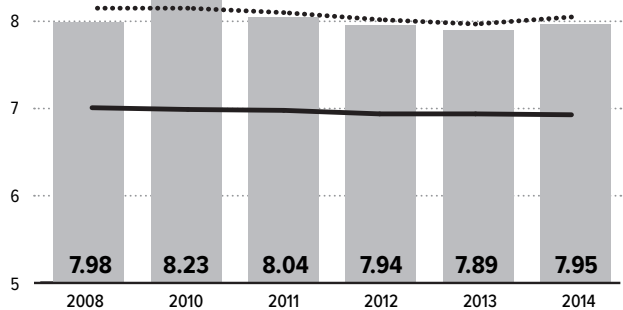


ECONOMIC FREEDOM

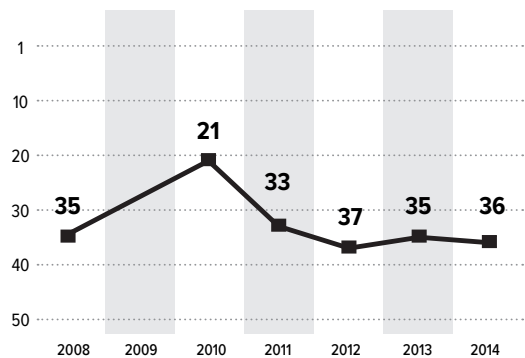
Ranking **49/159** | Score **7.38/10**



Human Freedom Score Over Time — World Avg. Regional Avg.




Human Freedom Ranking Over Time



SRI LANKA

SOUTH ASIA








































HUMAN FREEDOM

Ranking **130/159** | Score **6.10/10**



































PERSONAL FREEDOM

Ranking **130/159** | Score **5.68/10**

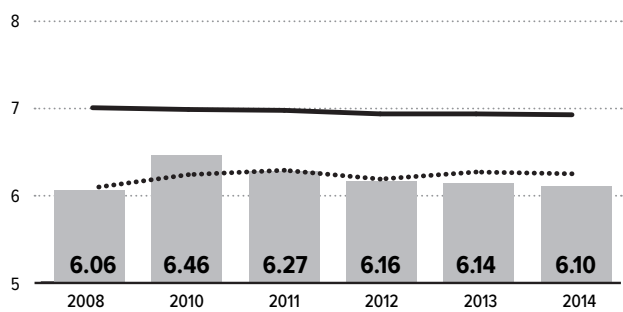
	Rule of Law		4.18
	Procedural Justice		3.29
	Civil Justice		4.71
	Criminal Justice		4.53
	Security and Safety		8.03
	Homicide		8.88
	Disappearance, Conflict, Terrorism		6.87
	Women Security, Safety		8.33
	Movement		6.67
	Freedom of Foreign Movement		5.00
	Freedom of Domestic Movement		5.00
	Women's Freedom of Movement		10.00
	Religion		6.25
	Freedom to Establish Religious Org.		7.50
	Autonomy of Religious Org.		5.00
	Association		7.29
	Freedom of Association		7.50
	Assembly and Demonstration		7.50
	Autonomy of Organizations		6.67
	Freedom to Establish Organizations		7.50
	Expression and Information		6.07
	Press Killings		10.00
	Laws and Reg. that Influence Media		2.33
	Political Pressure, Control Media		1.75
	Freedom of Access to Frgn. Info.		8.75
	State Control over Internet Access		7.50
	Relationship		0.00
	Parental Rights		0.00
	Same-Sex Relationships		0.00
	Divorce		0.00

ECONOMIC FREEDOM

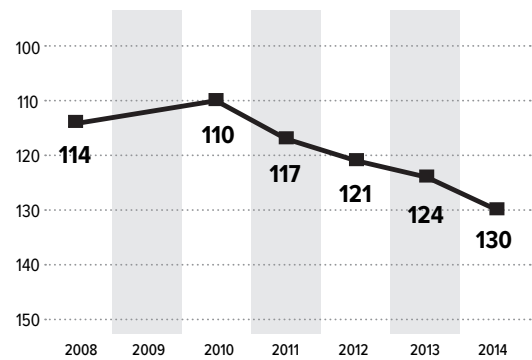
Ranking **111/159** | Score **6.52/10**

	Size of Government		7.90
	Government Consumption		6.74
	Transfers and Subsidies		9.35
	Government Enterprises		7.00
	Top Marginal Tax Rate		8.50
	Legal System and Prop. Rights		5.13
	Judicial Independence		5.42
	Impartial Courts		5.38
	Protection of Property Rights		5.53
	Military Interference		3.33
	Integrity of the Legal System		4.17
	Legal Enforcement of Contracts		3.62
	Regulatory Restrictions		7.36
	Reliability of Police		4.42
	Business Cost of Crime		6.99
	Sound Money		6.97
	Money Growth		9.49
	Standard Deviation of Inflation		9.05
	Inflation: Most Recent Year		9.34
	Freedom to Own Frgn. Currency		0.00
	Freedom to Trade Int'l		5.77
	Tariffs		5.46
	Regulatory Trade Barriers		5.28
	Black-Market Exchange Rates		10.00
	Movement of Capital and People		2.33
	Regulation		6.82
	Credit Market Regulations		7.51
	Labor Market Regulations		6.49
	Business Regulation		6.48

Human Freedom Score Over Time — World Avg. Regional Avg.



Human Freedom Ranking Over Time



SURINAME

SOUTH AMERICA

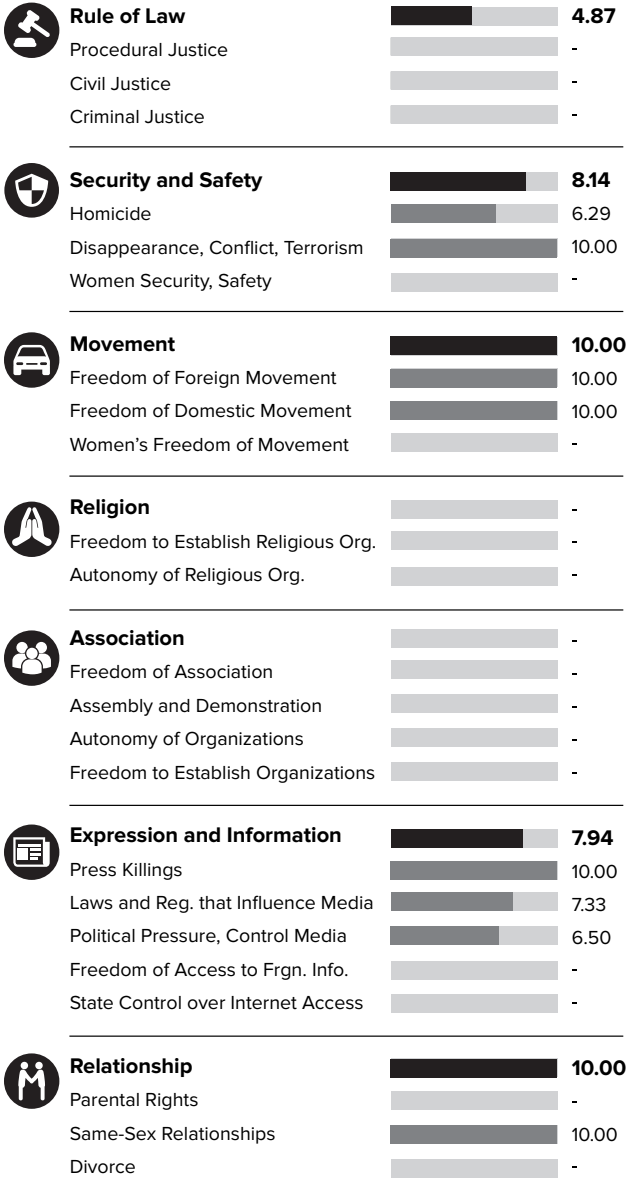


HUMAN FREEDOM

Ranking **55/159** | Score **7.32/10**

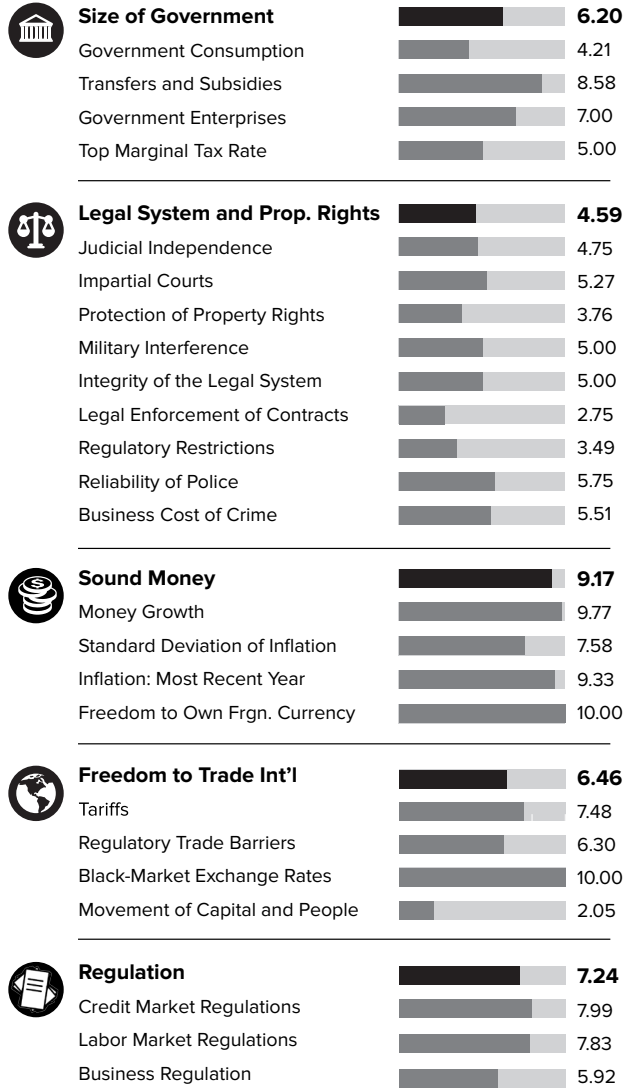
PERSONAL FREEDOM

Ranking **47/159** | Score **7.91/10**

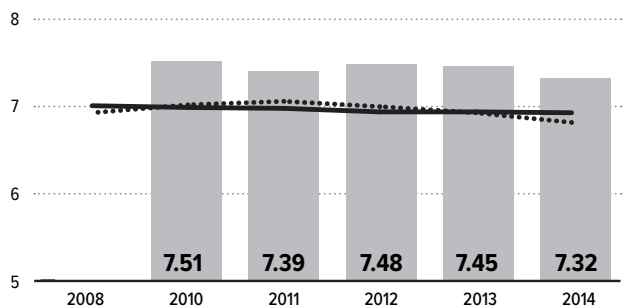


ECONOMIC FREEDOM

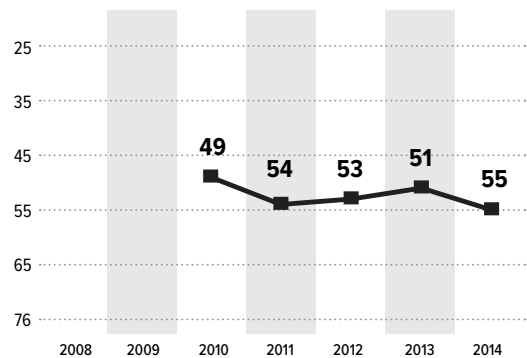
Ranking **97/159** | Score **6.73/10**



Human Freedom Score Over Time — World Avg. Regional Avg.



Human Freedom Ranking Over Time



SWAZILAND

SUB-SAHARAN AFRICA

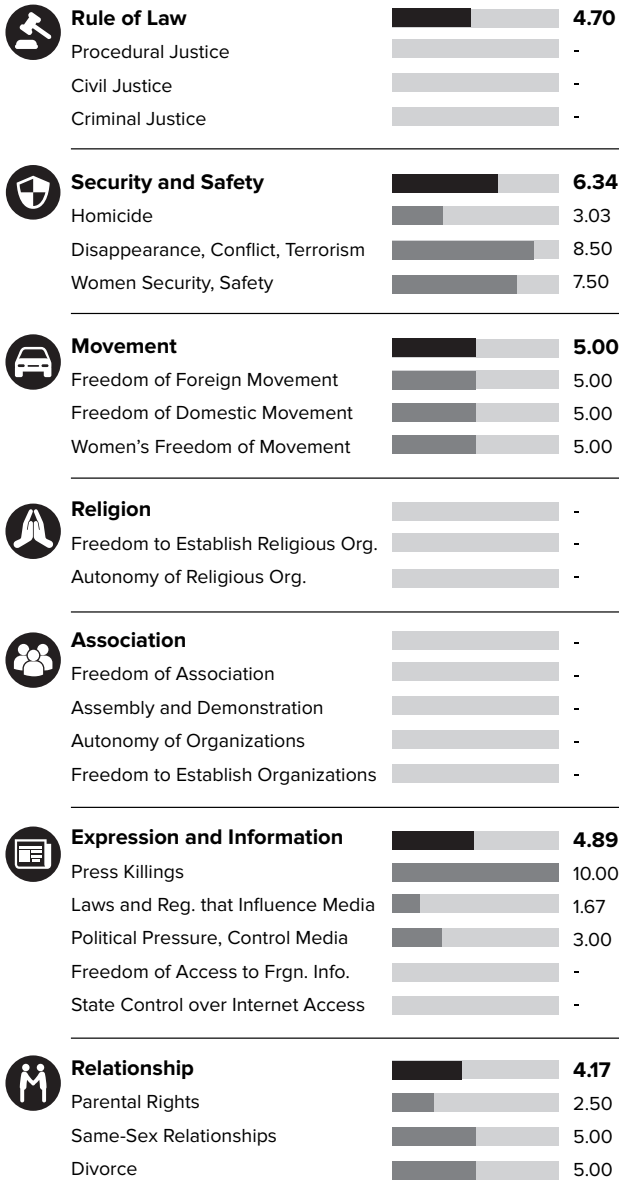


HUMAN FREEDOM

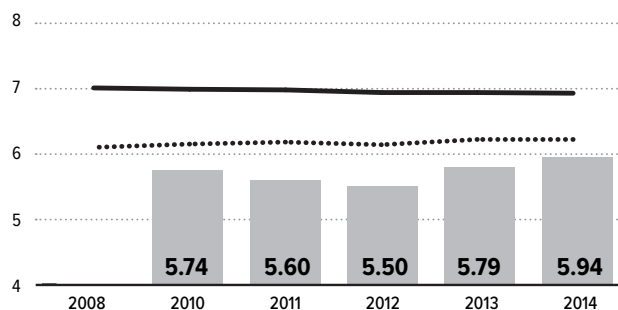
Ranking **134/159** | Score **5.94/10**

PERSONAL FREEDOM

Ranking **143/159** | Score **5.10/10**

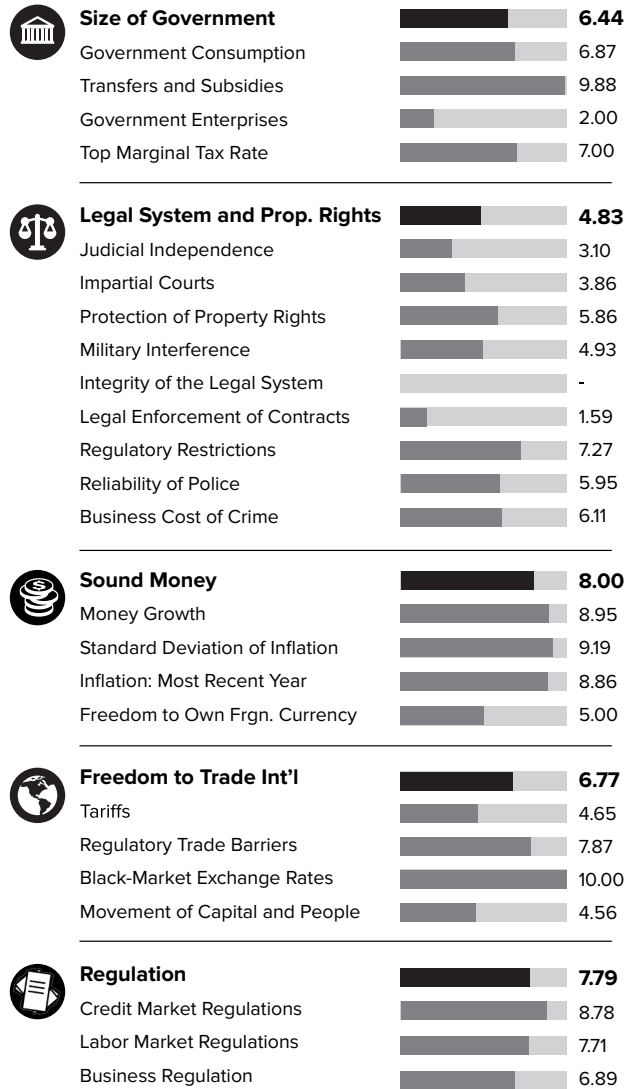


Human Freedom Score Over Time — World Avg. --- Regional Avg.

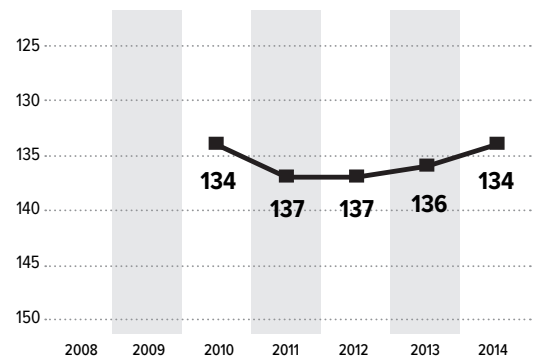


ECONOMIC FREEDOM

Ranking **95/159** | Score **6.77/10**




Human Freedom Ranking Over Time



SWEDEN

NORTHERN EUROPE

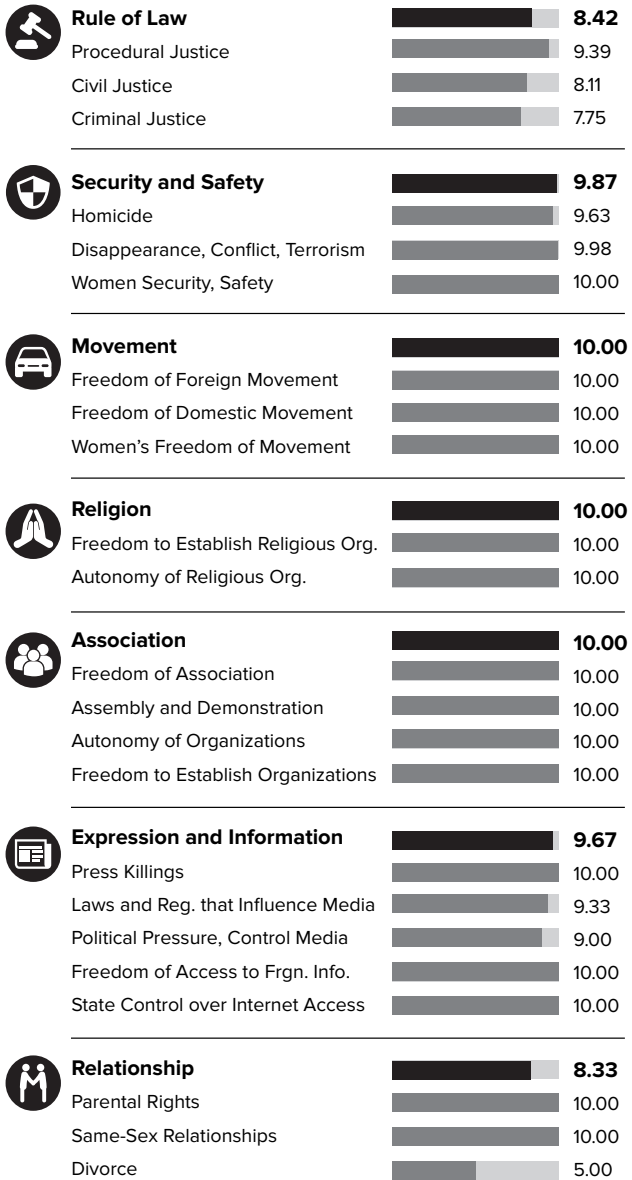


HUMAN FREEDOM

Ranking **15/159** | Score **8.42/10**

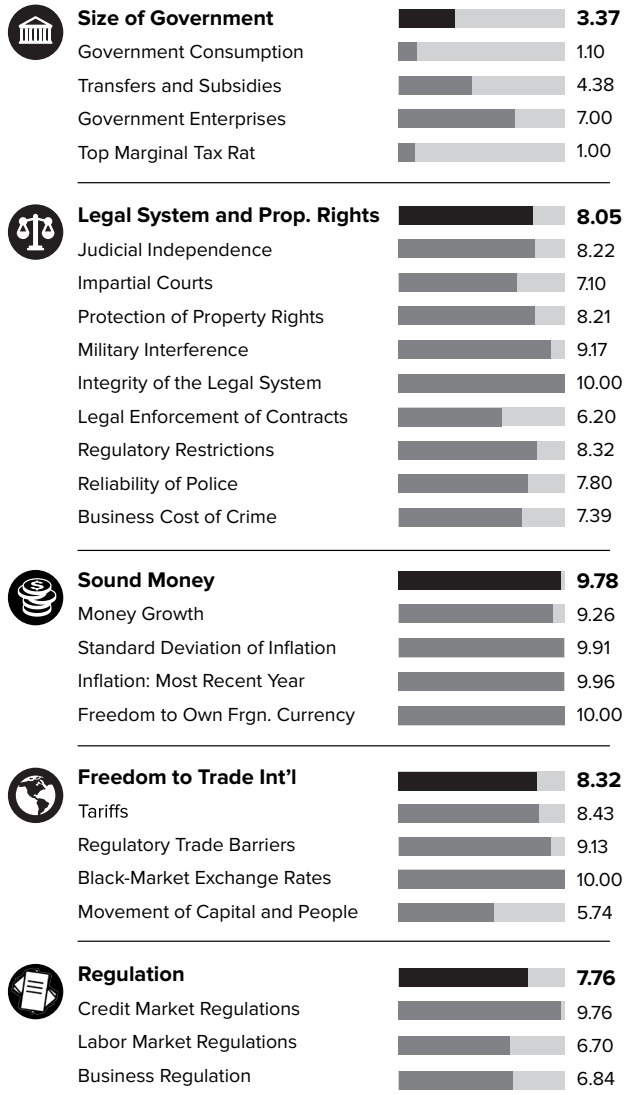
PERSONAL FREEDOM

Ranking **10/159** | Score **9.37/10**

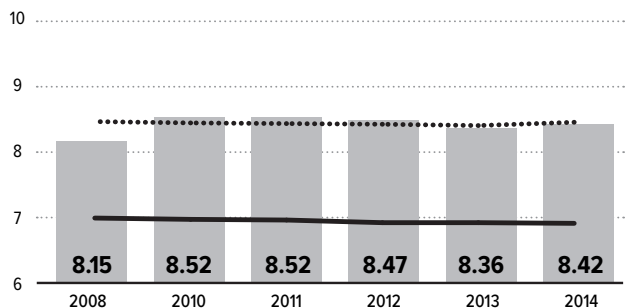


ECONOMIC FREEDOM

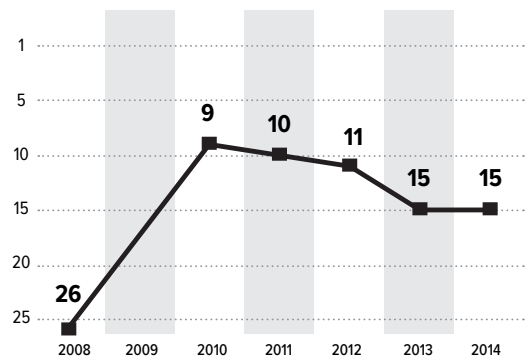
Ranking **38/159** | Score **7.46/10**



Human Freedom Score Over Time — World Avg. --- Regional Avg.



Human Freedom Ranking Over Time



SWITZERLAND

WESTERN EUROPE

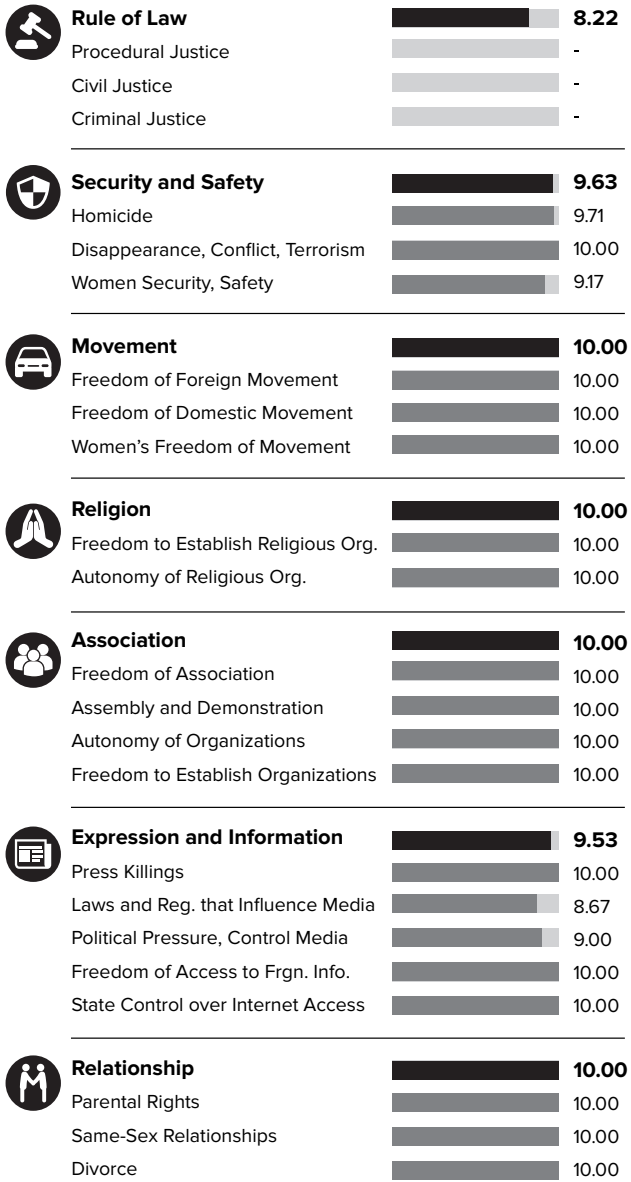


HUMAN FREEDOM

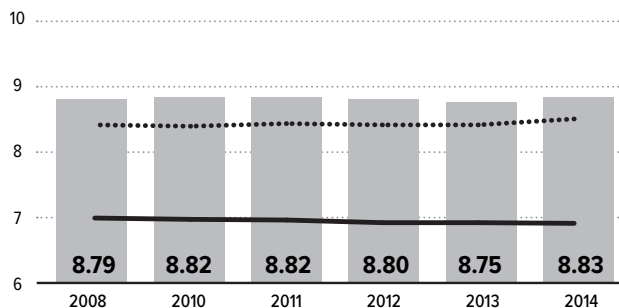
Ranking **2/159** | Score **8.83/10**

PERSONAL FREEDOM

Ranking **7/159** | Score **9.41/10**

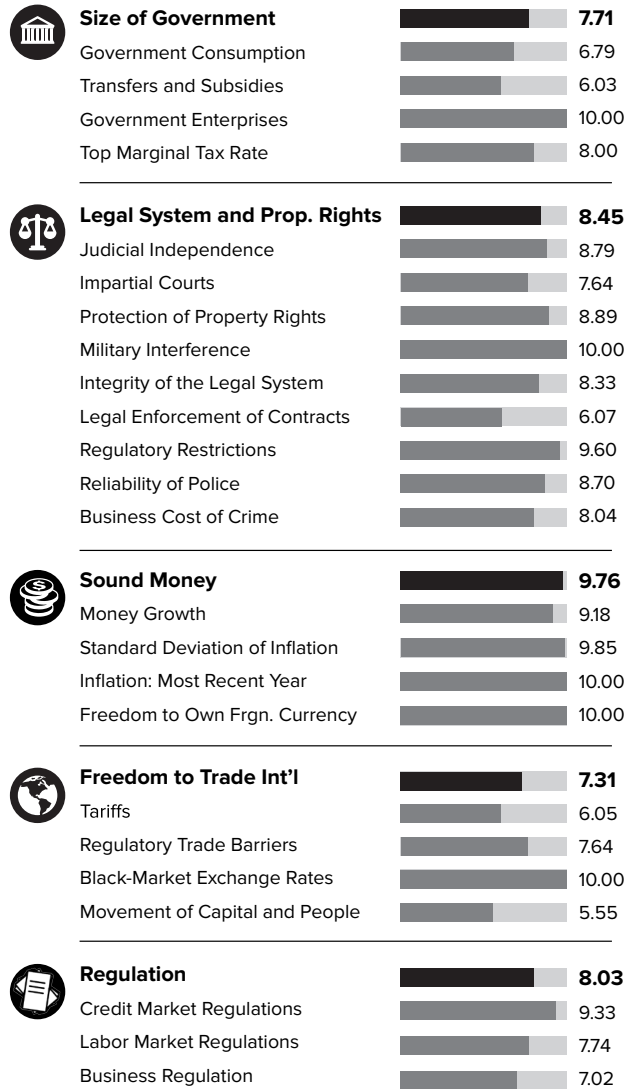


Human Freedom Score Over Time — World Avg. - - - Regional Avg.

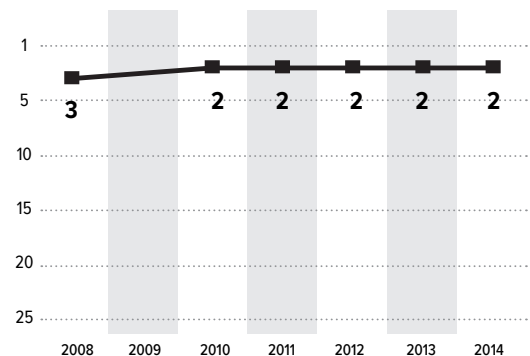


ECONOMIC FREEDOM

Ranking **4/159** | Score **8.25/10**



Human Freedom Ranking Over Time



SYRIA

MIDDLE EAST & NORTH AFRICA

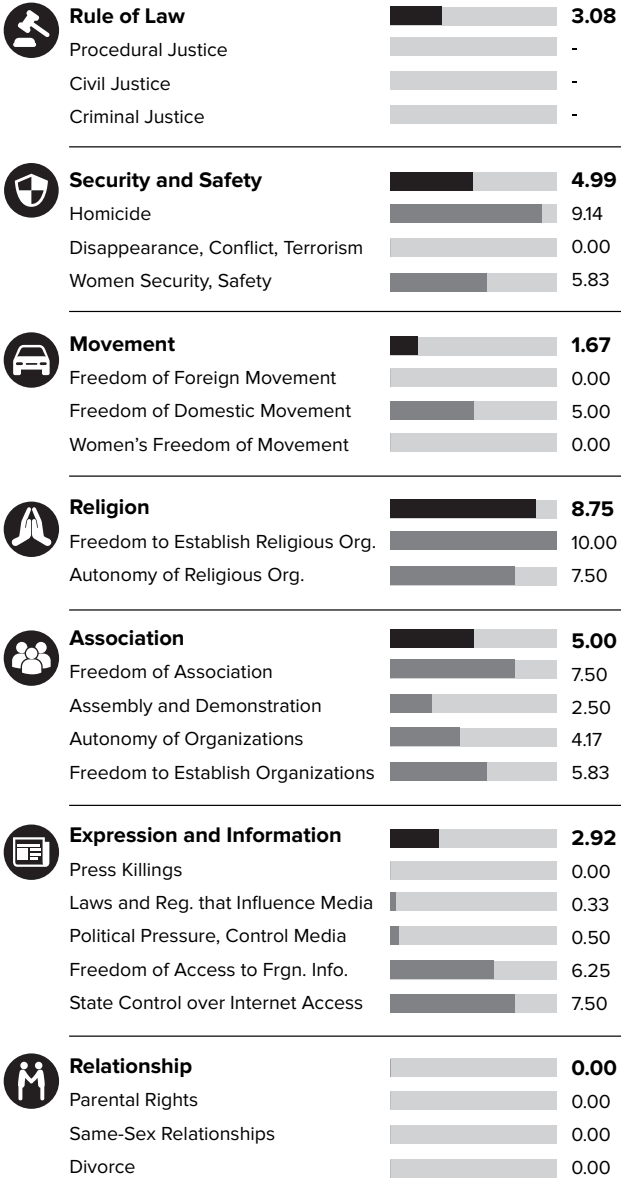


HUMAN FREEDOM

Ranking **156/159** | Score **4.72/10**

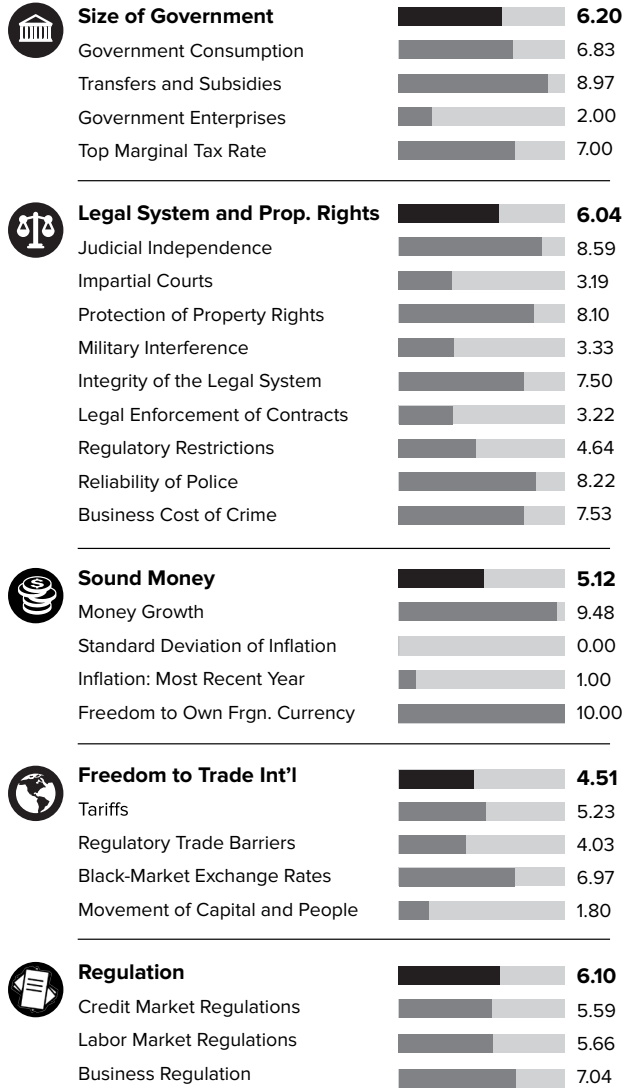
PERSONAL FREEDOM

Ranking **157/159** | Score **3.85/10**

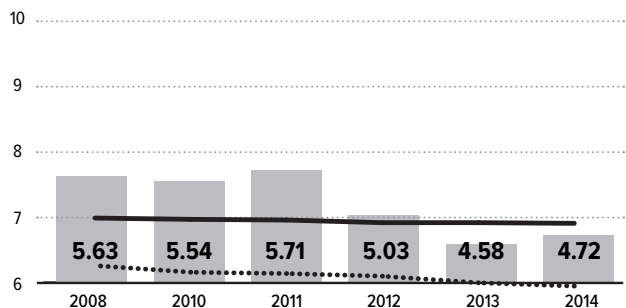


ECONOMIC FREEDOM

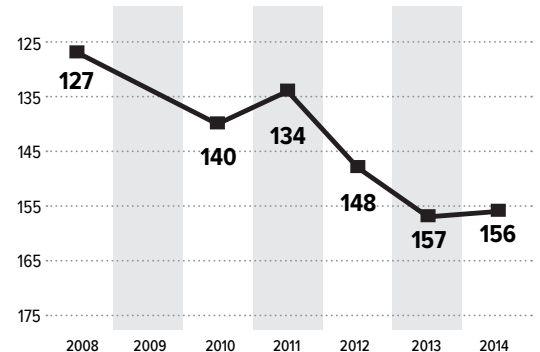
Ranking **146/159** | Score **5.59/10**



Human Freedom Score Over Time — World Avg. --- Regional Avg.




Human Freedom Ranking Over Time



TAIWAN

EAST ASIA

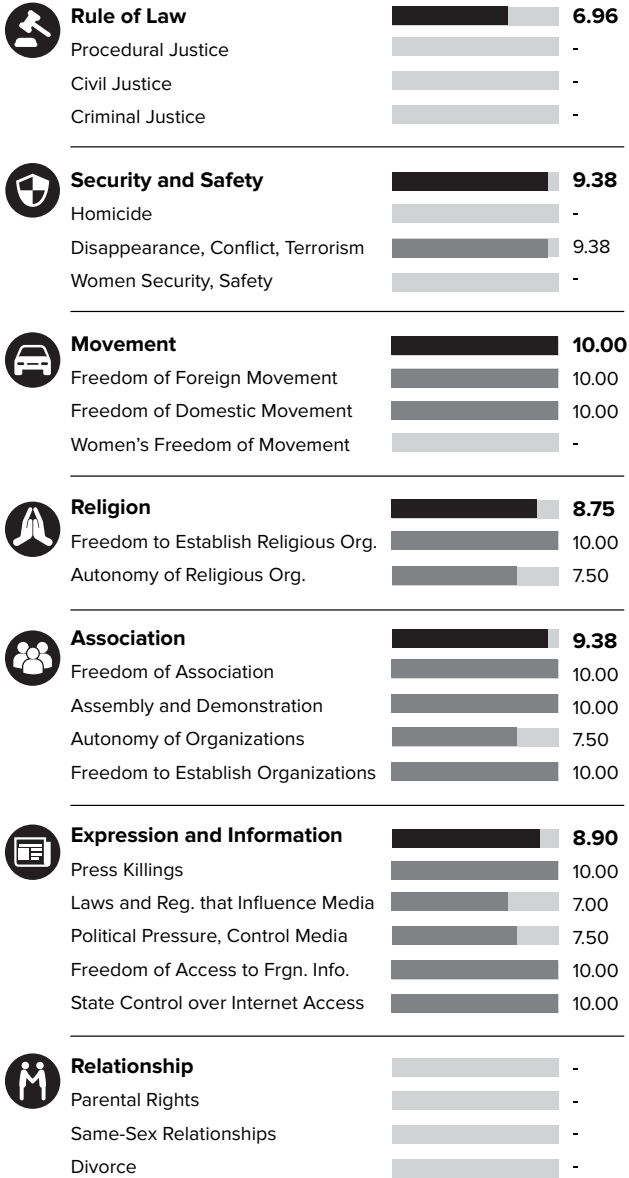


HUMAN FREEDOM

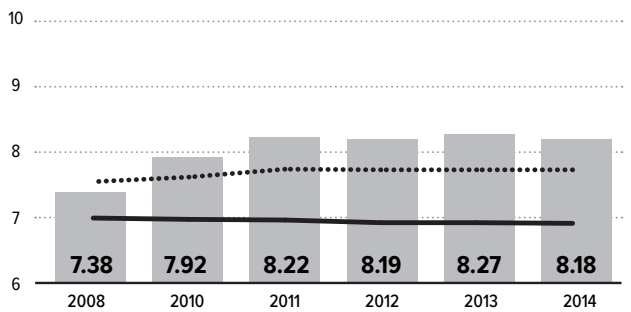
Ranking **26/159** | Score **8.18/10**

PERSONAL FREEDOM

Ranking **31/159** | Score **8.71/10**

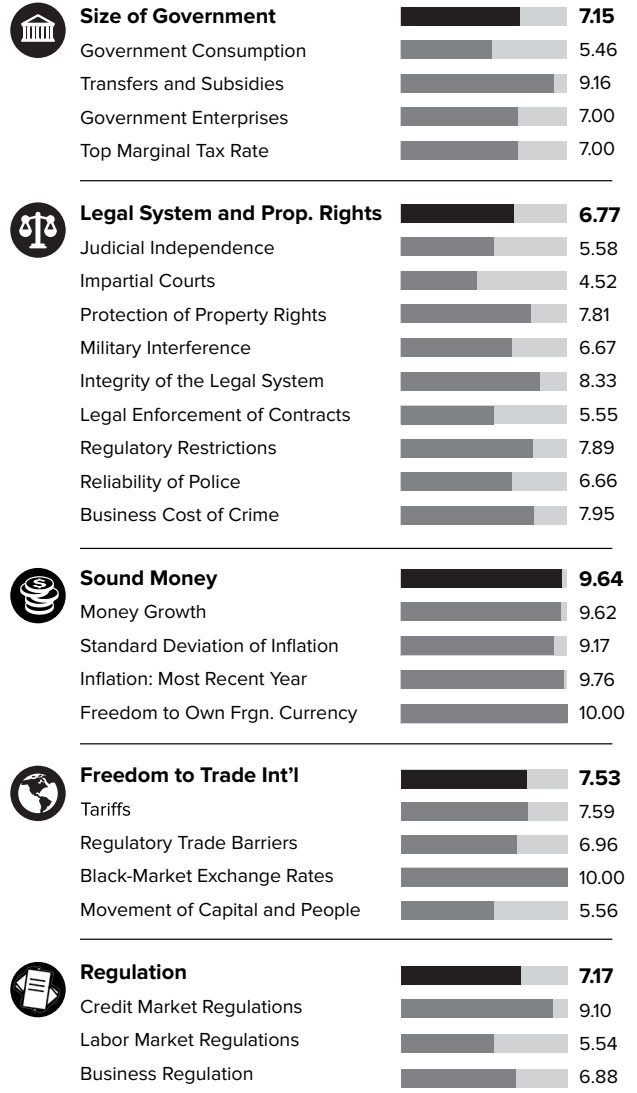


Human Freedom Score Over Time — World Avg. --- Regional Avg.

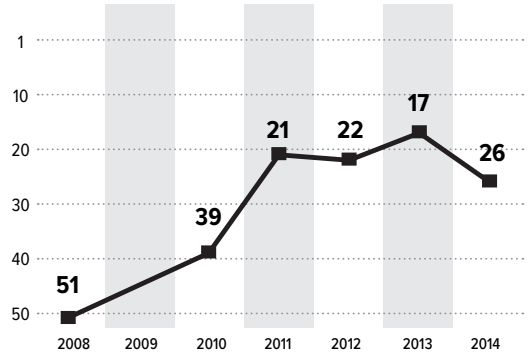


ECONOMIC FREEDOM

Ranking **23/159** | Score **7.65/10**



Human Freedom Ranking Over Time



TAJKISTAN

CENTRAL ASIA

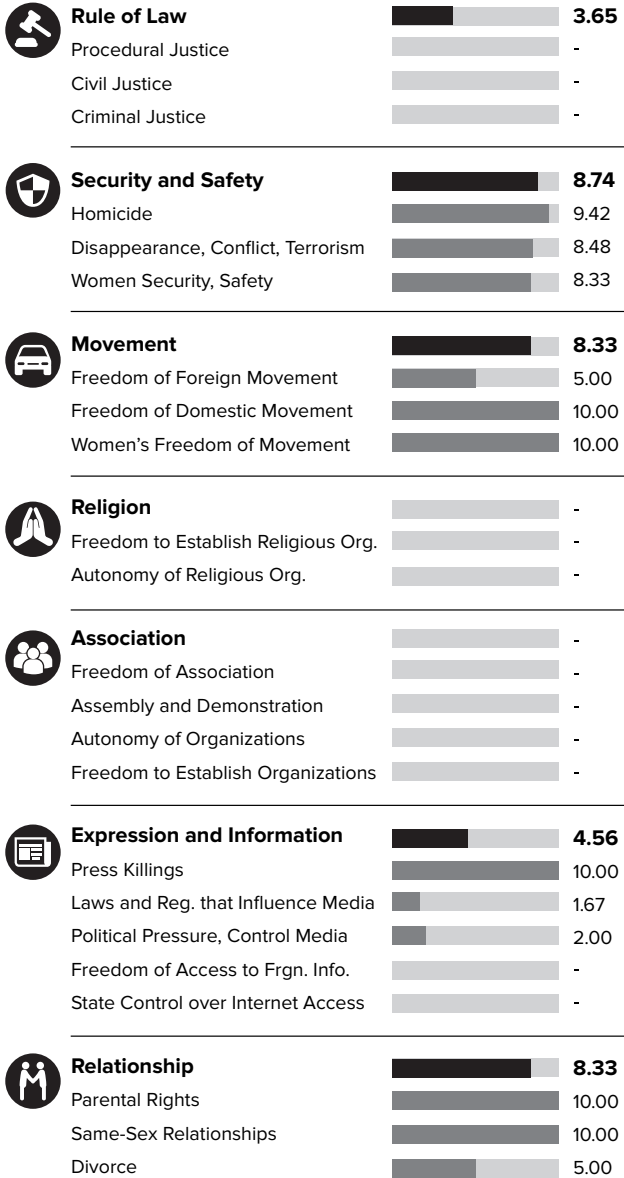


HUMAN FREEDOM

Ranking **83/159** | Score **6.80/10**

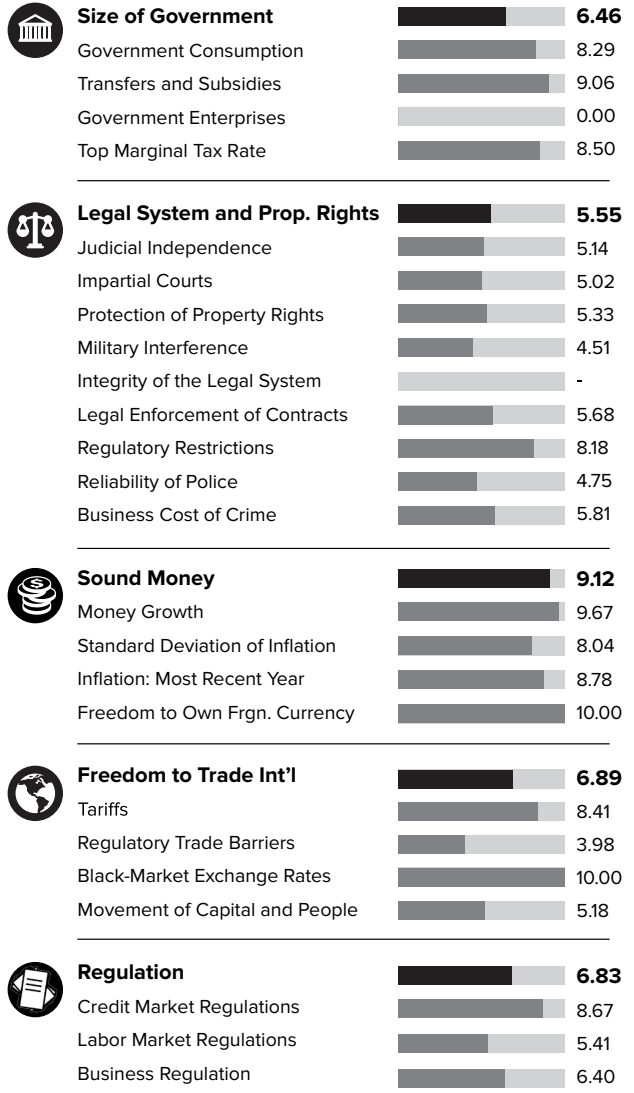
PERSONAL FREEDOM

Ranking **92/159** | Score **6.64/10**

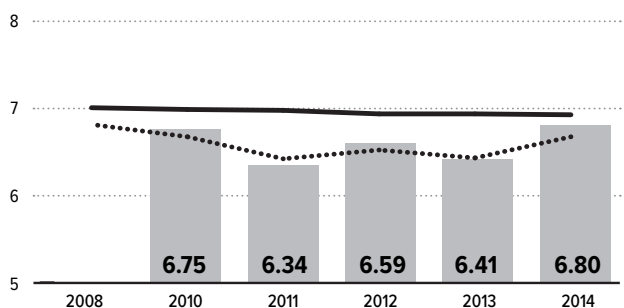


ECONOMIC FREEDOM

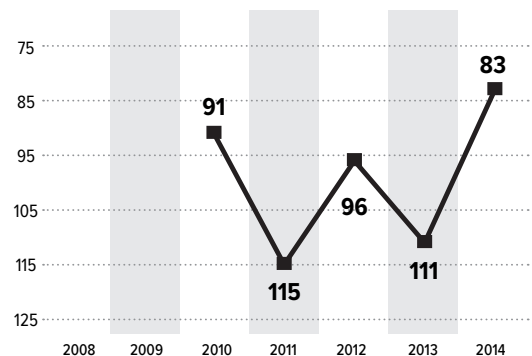
Ranking **84/159** | Score **6.97/10**



Human Freedom Score Over Time — World Avg. - - - Regional Avg.




Human Freedom Ranking Over Time



TANZANIA

SUB-SAHARAN AFRICA

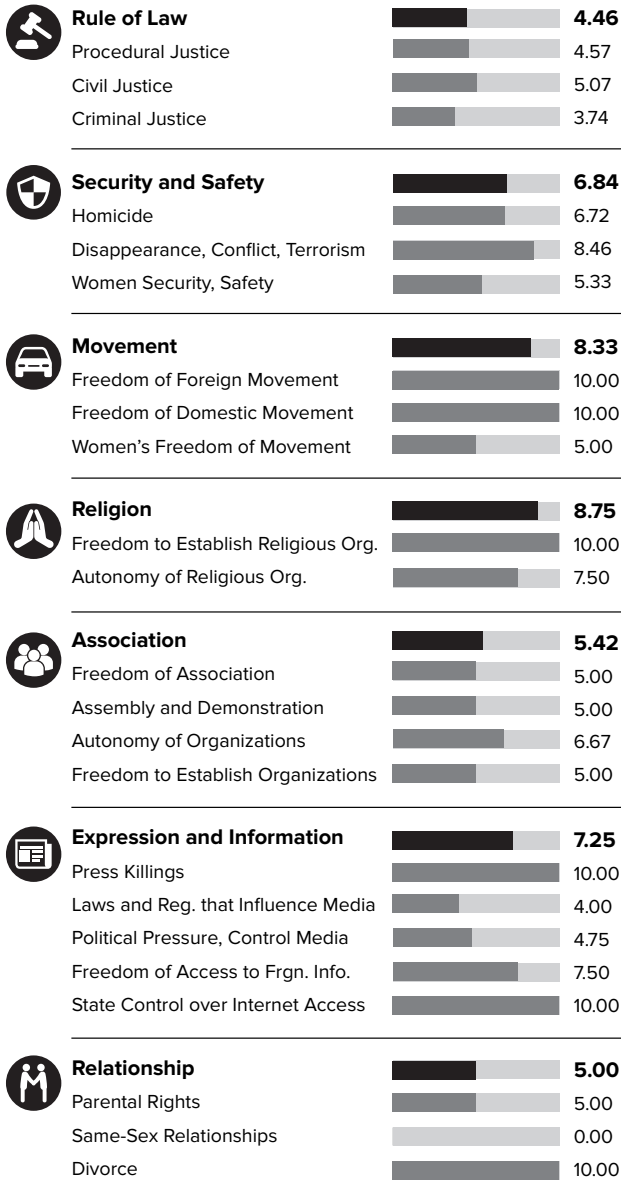


HUMAN FREEDOM

Ranking **99/159** | Score **6.57/10**

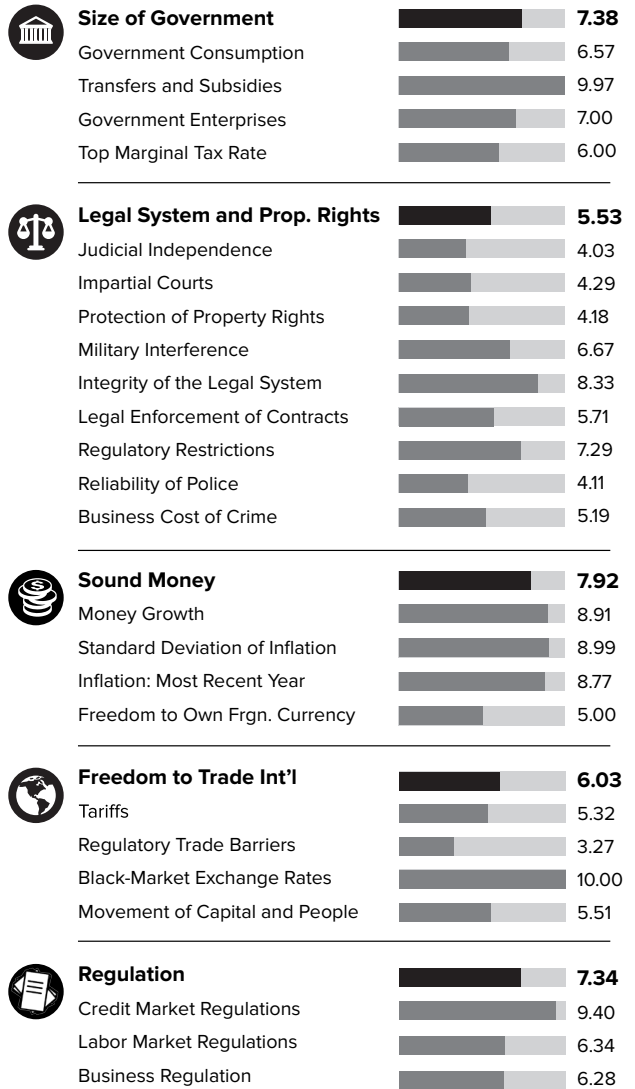
PERSONAL FREEDOM

Ranking **106/159** | Score **6.30/10**

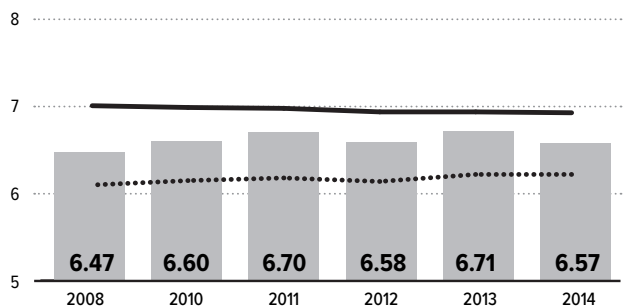


ECONOMIC FREEDOM

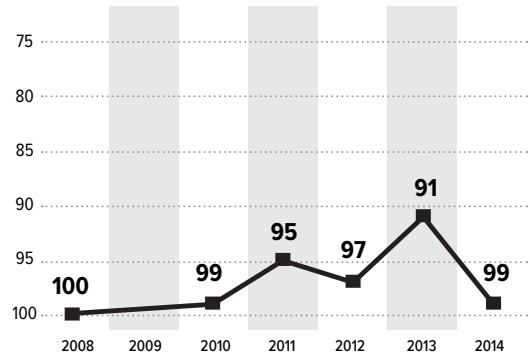
Ranking **93/159** | Score **6.84/10**



Human Freedom Score Over Time — World Avg. - - - Regional Avg.




Human Freedom Ranking Over Time



THAILAND

SOUTH EAST ASIA

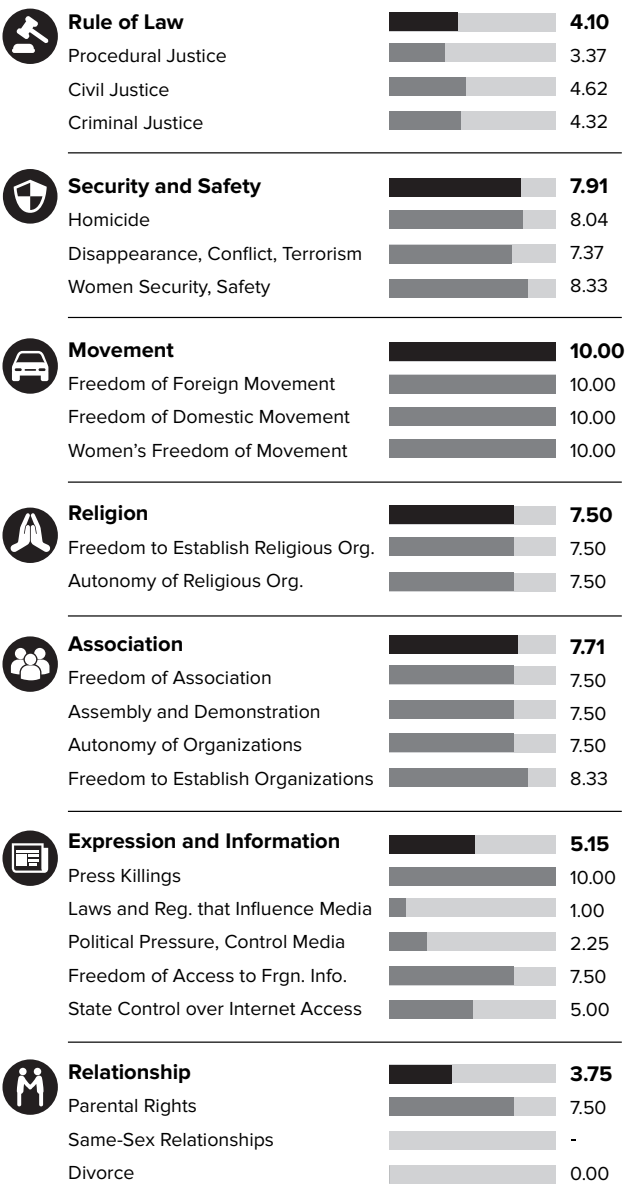


HUMAN FREEDOM

Ranking **107/159** | Score **6.49/10**

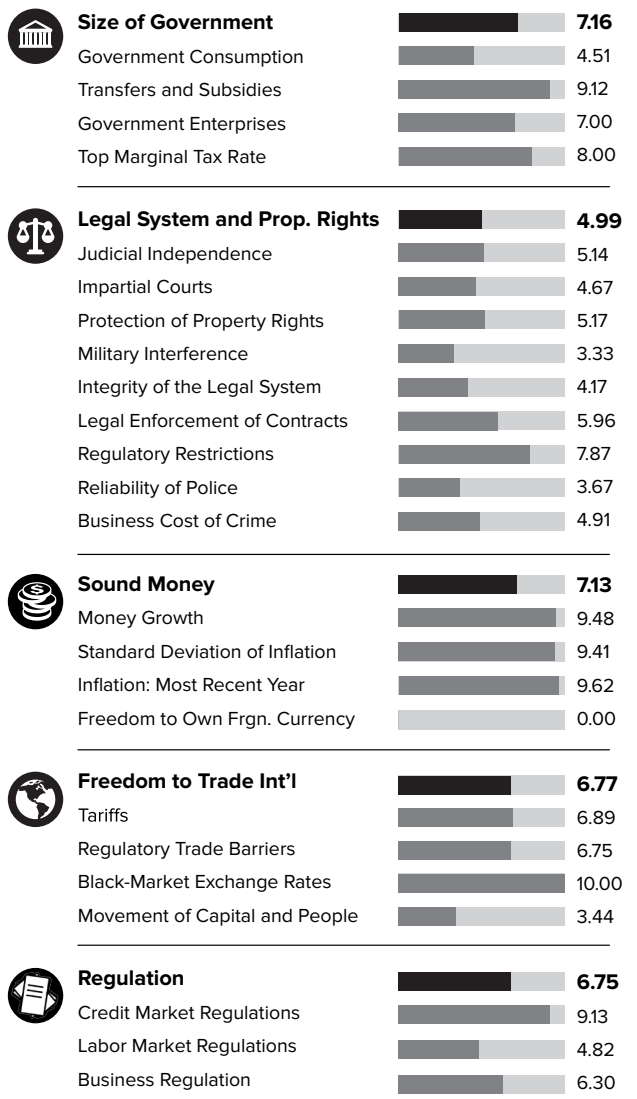
PERSONAL FREEDOM

Ranking **101/159** | Score **6.41/10**

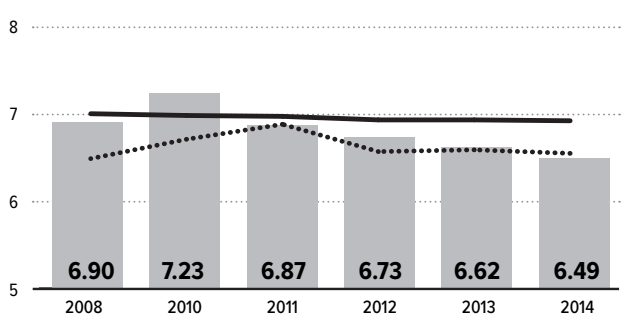


ECONOMIC FREEDOM

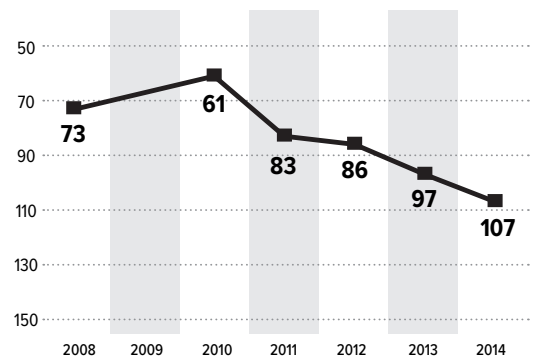
Ranking **106/159** | Score **6.56/10**



Human Freedom Score Over Time — World Avg. - - - Regional Avg.



Human Freedom Ranking Over Time



TOGO

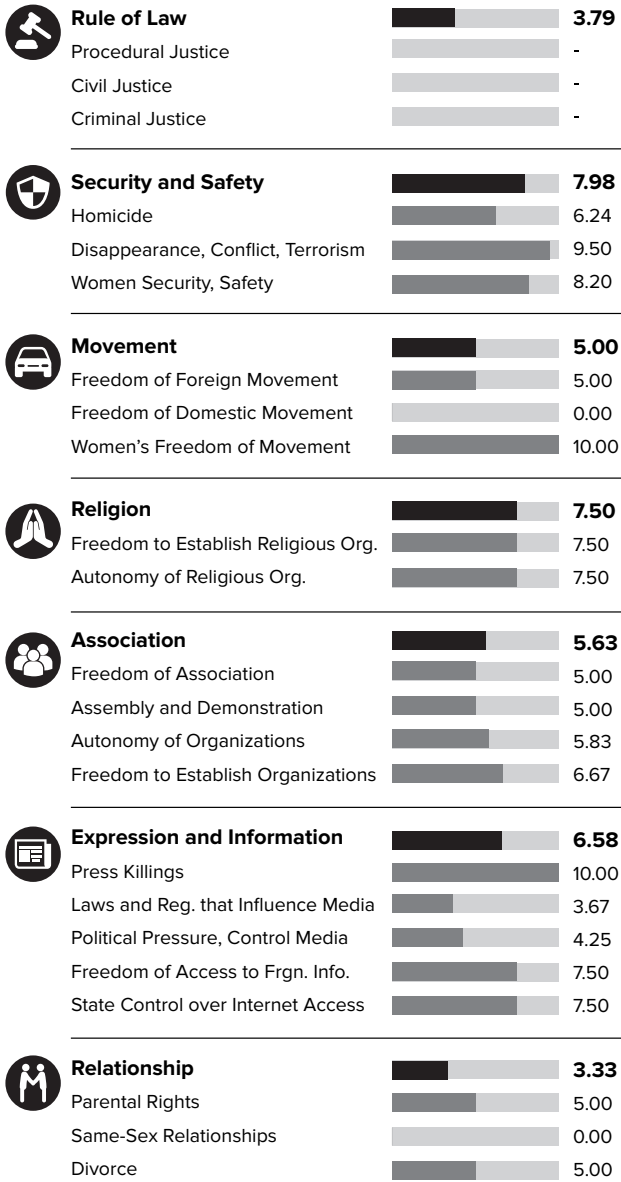
SUB-SAHARAN AFRICA

HUMAN FREEDOM

Ranking **136/159** | Score **5.82/10**


PERSONAL FREEDOM

Ranking **127/159** | Score **5.75/10**

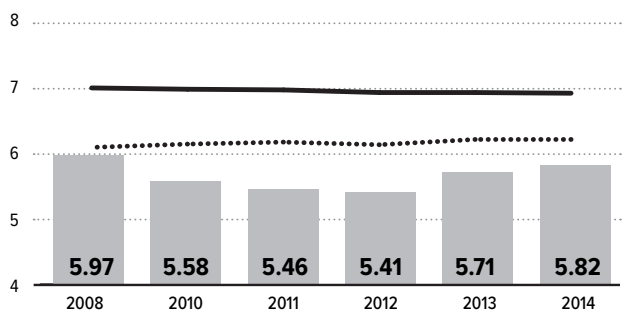


ECONOMIC FREEDOM

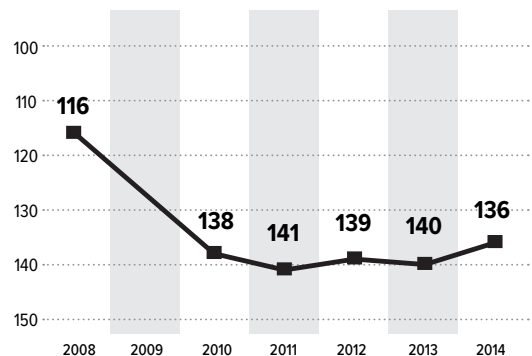
Ranking **139/159** | Score **5.89/10**



Human Freedom Score Over Time — World Avg. --- Regional Avg.



Human Freedom Ranking Over Time



TRINIDAD AND TOBAGO

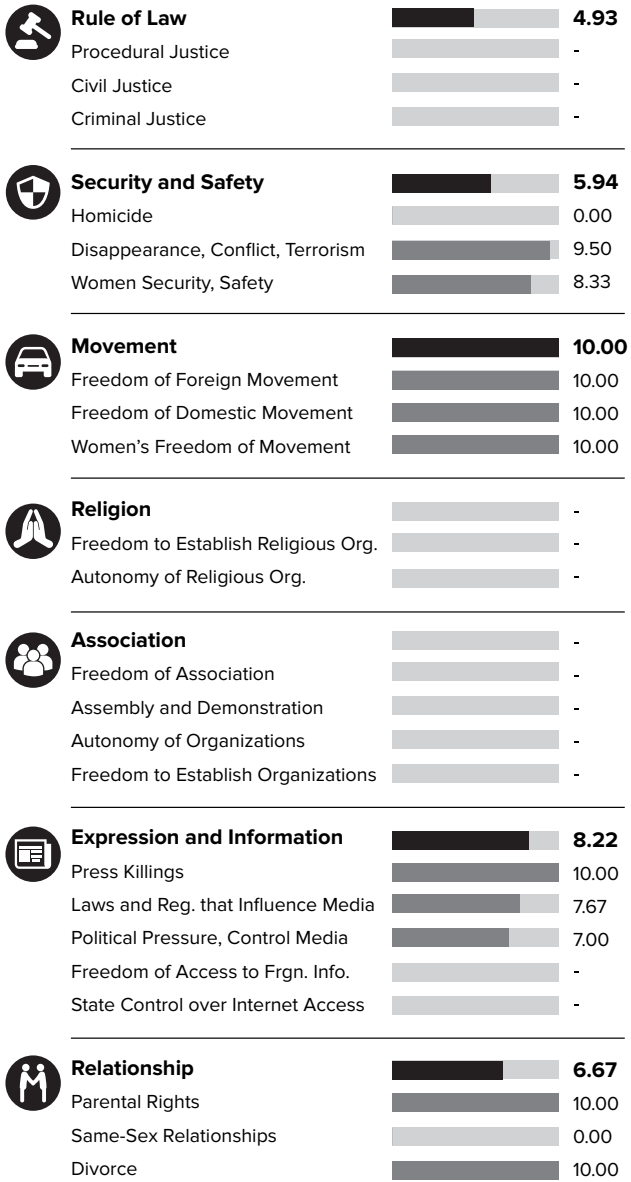
CENTRAL AMERICA, MEXICO & THE CARIBBEAN

HUMAN FREEDOM

Ranking **79/159** | Score **6.82/10**


PERSONAL FREEDOM

Ranking **84/159** | Score **6.87/10**

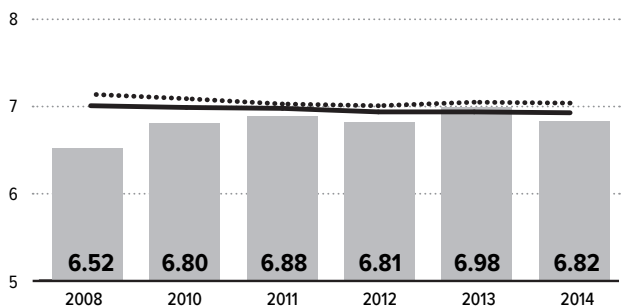


ECONOMIC FREEDOM

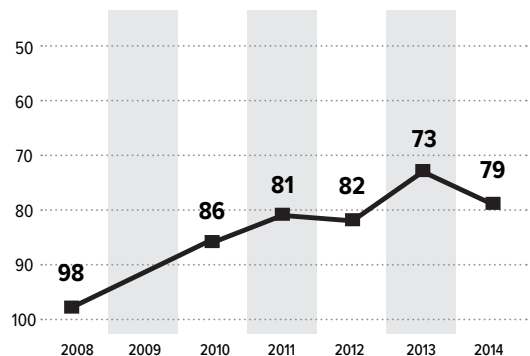
Ranking **95/159** | Score **6.77/10**



Human Freedom Score Over Time — World Avg. --- Regional Avg.



Human Freedom Ranking Over Time



TUNISIA

MIDDLE EAST & NORTH AFRICA

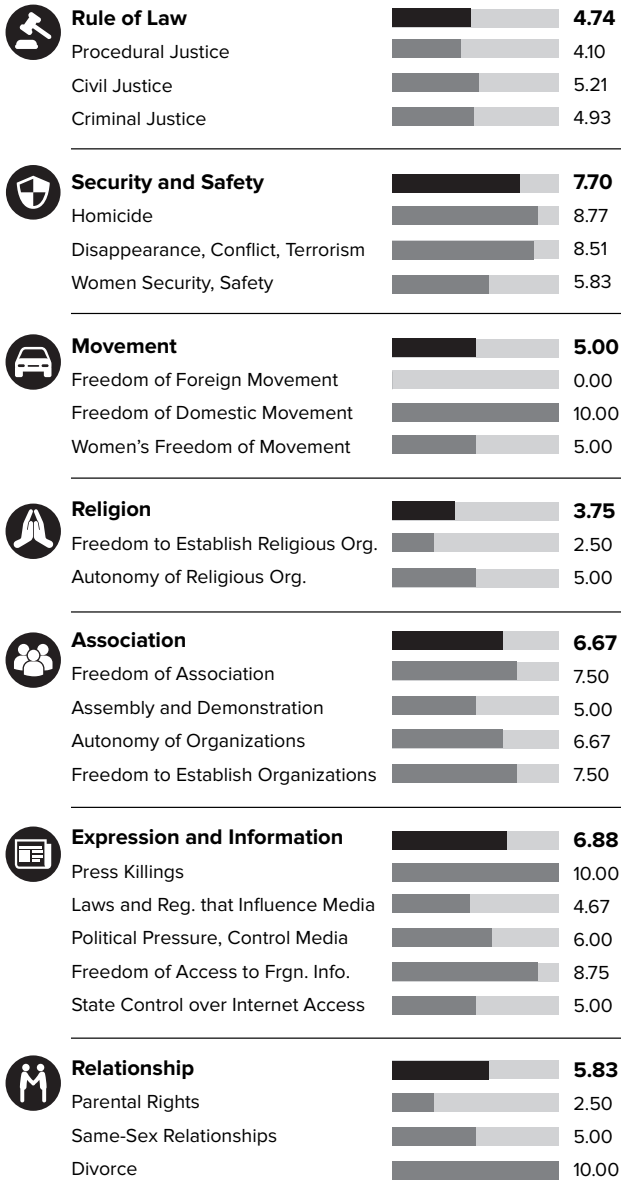


HUMAN FREEDOM

Ranking **123/159** | Score **6.23/10**

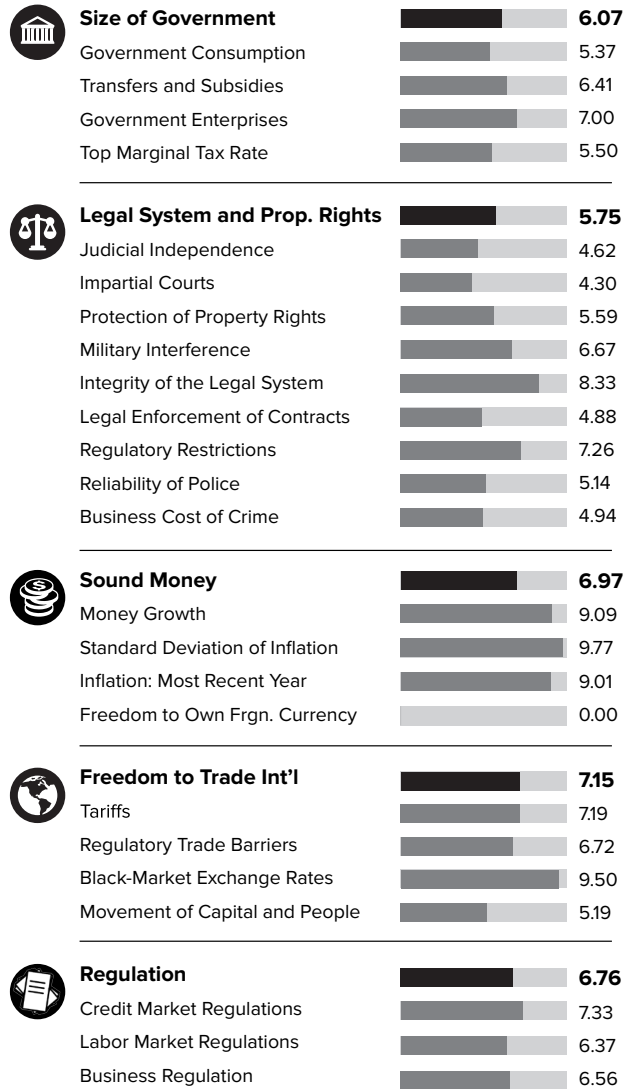
PERSONAL FREEDOM

Ranking **120/159** | Score **5.93/10**

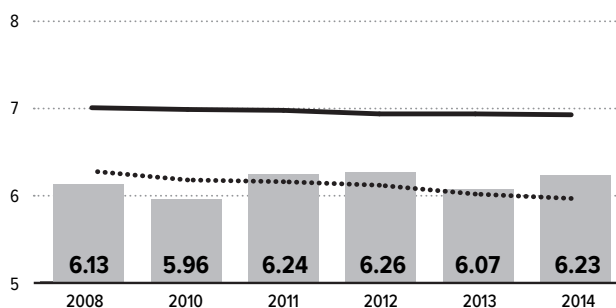


ECONOMIC FREEDOM

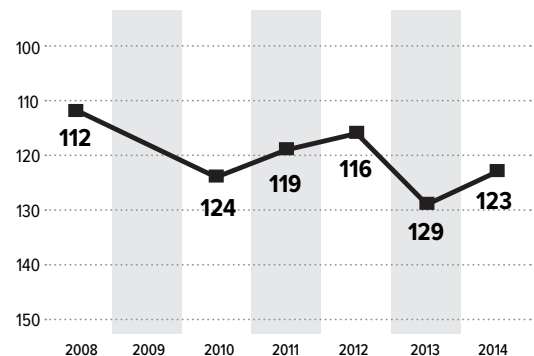
Ranking **108/159** | Score **6.54/10**



Human Freedom Score Over Time — World Avg. - - - Regional Avg.



Human Freedom Ranking Over Time



TURKEY

MIDDLE EAST & NORTH AFRICA

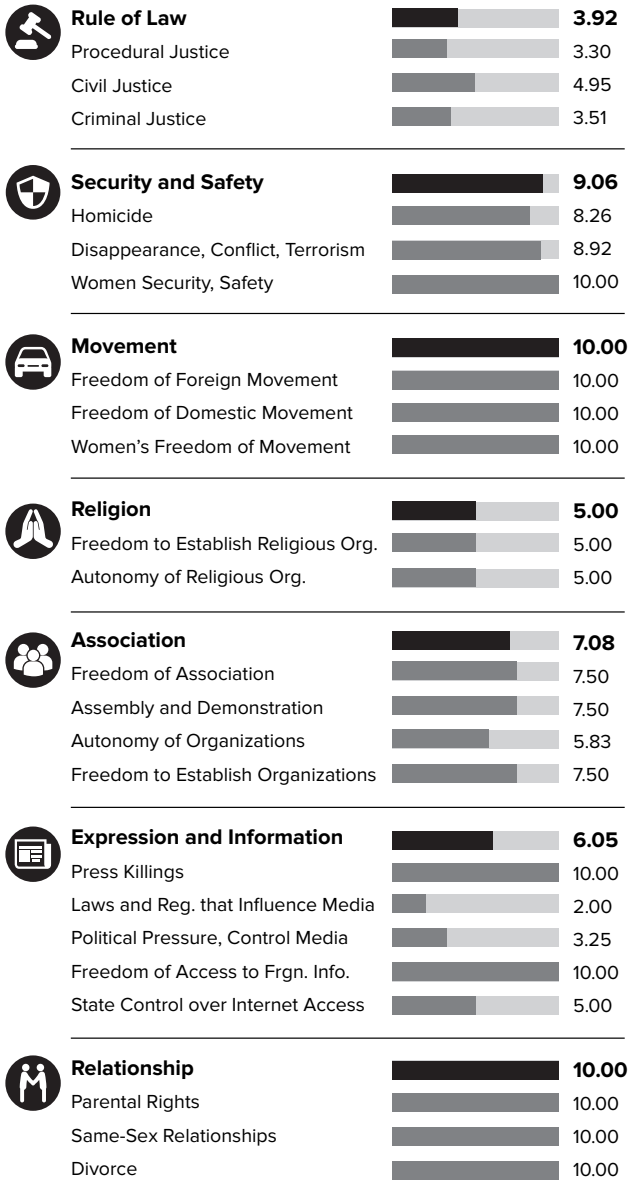


HUMAN FREEDOM

Ranking **73/159** | Score **6.96/10**

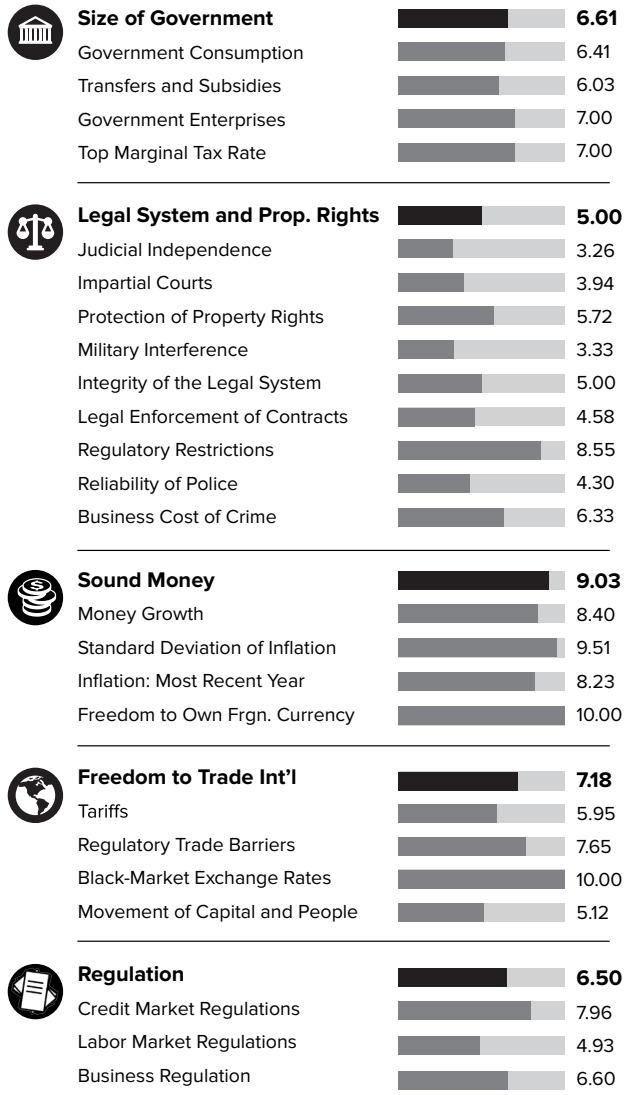
PERSONAL FREEDOM

Ranking **75/159** | Score **7.06/10**

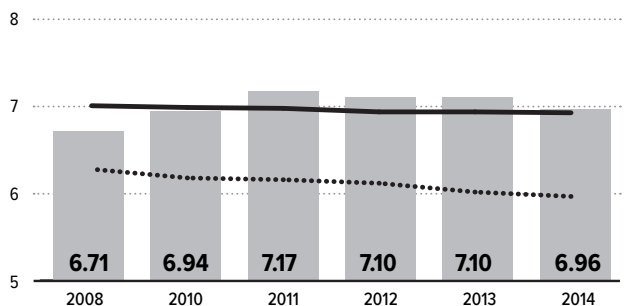


ECONOMIC FREEDOM

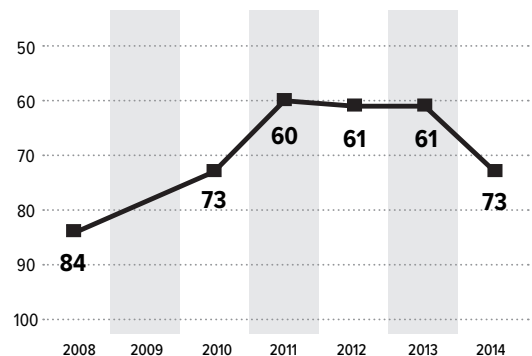
Ranking **90/159** | Score **6.86/10**



Human Freedom Score Over Time — World Avg. --- Regional Avg.




Human Freedom Ranking Over Time



UGANDA

SUB-SAHARAN AFRICA




HUMAN FREEDOM

Ranking **100/159** | Score **6.54/10**

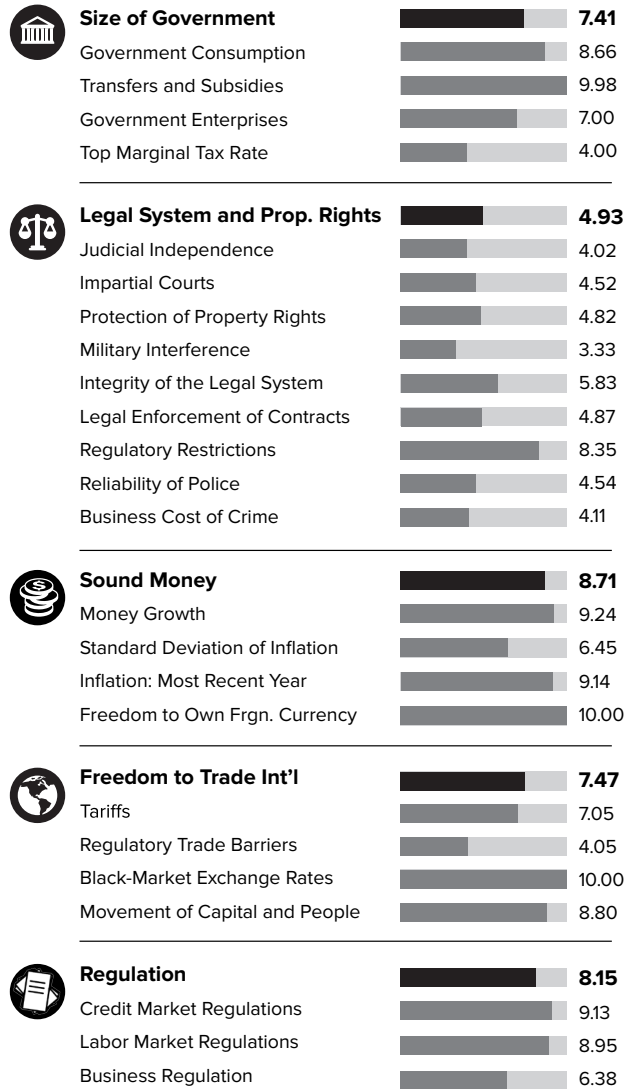
PERSONAL FREEDOM

Ranking **128/159** | Score **5.74/10**

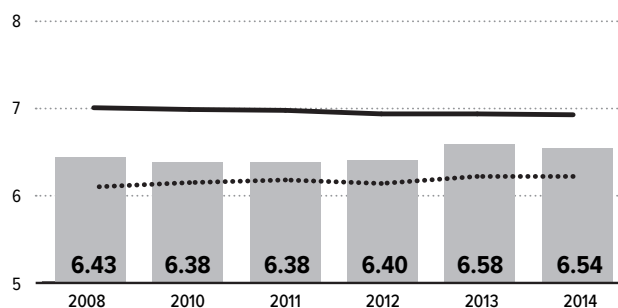


ECONOMIC FREEDOM

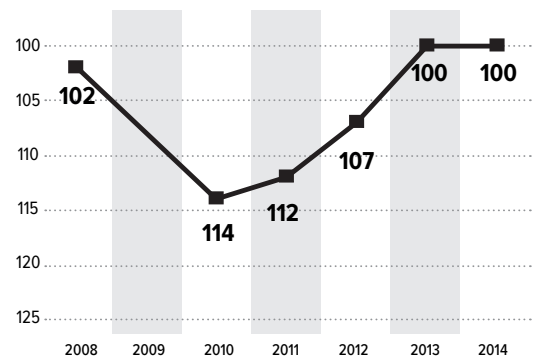
Ranking **54/159** | Score **7.34/10**



Human Freedom Score Over Time — World Avg. --- Regional Avg.




Human Freedom Ranking Over Time



UKRAINE

EASTERN EUROPE

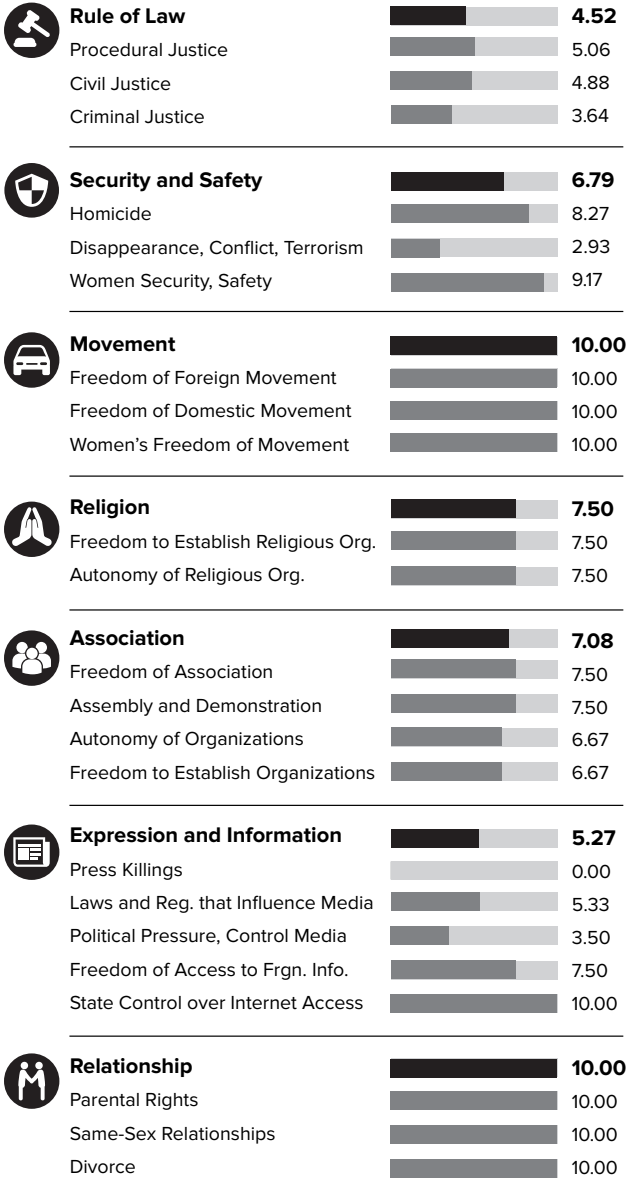


HUMAN FREEDOM

Ranking **111/159** | Score **6.41/10**

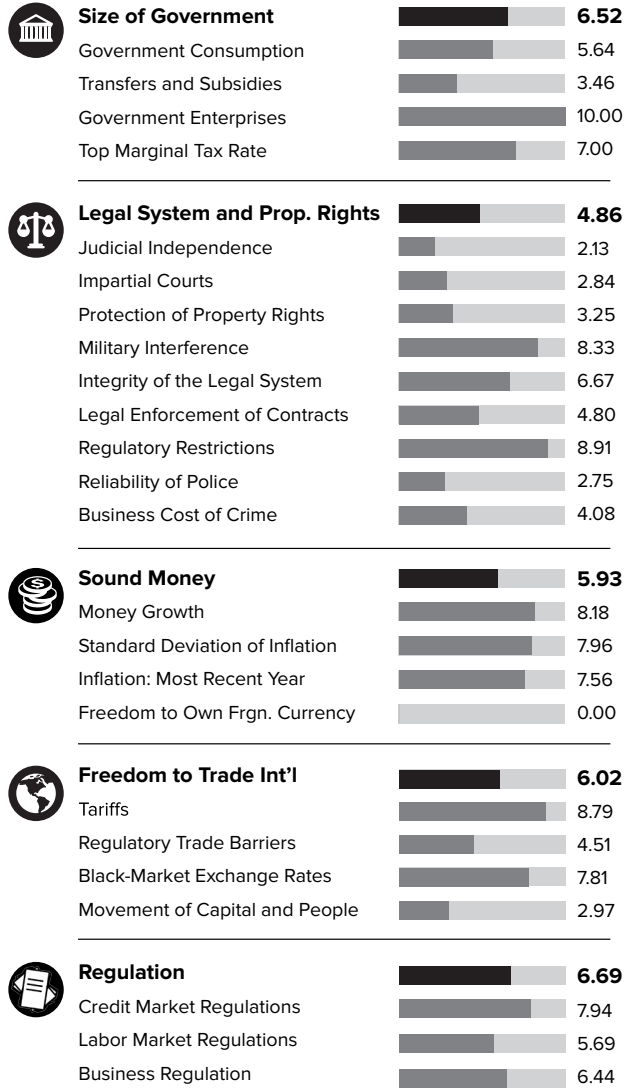
PERSONAL FREEDOM

Ranking **89/159** | Score **6.81/10**

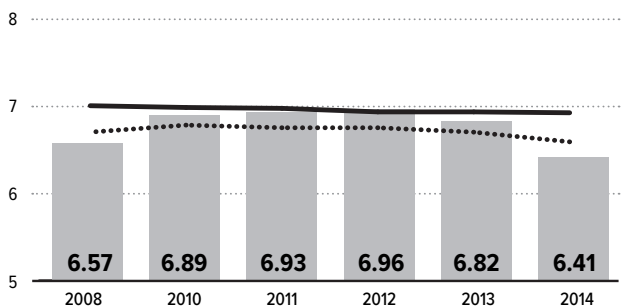


ECONOMIC FREEDOM

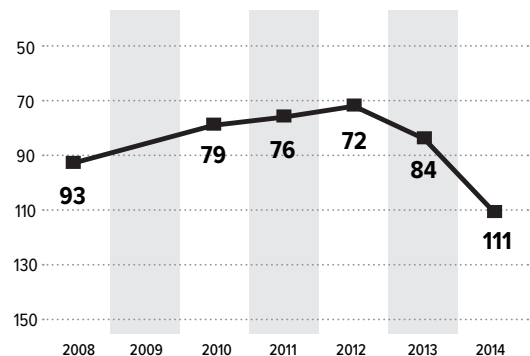
Ranking **135/159** | Score **6.00/10**



Human Freedom Score Over Time — World Avg. Regional Avg.



Human Freedom Ranking Over Time



UNITED ARAB EMIRATES

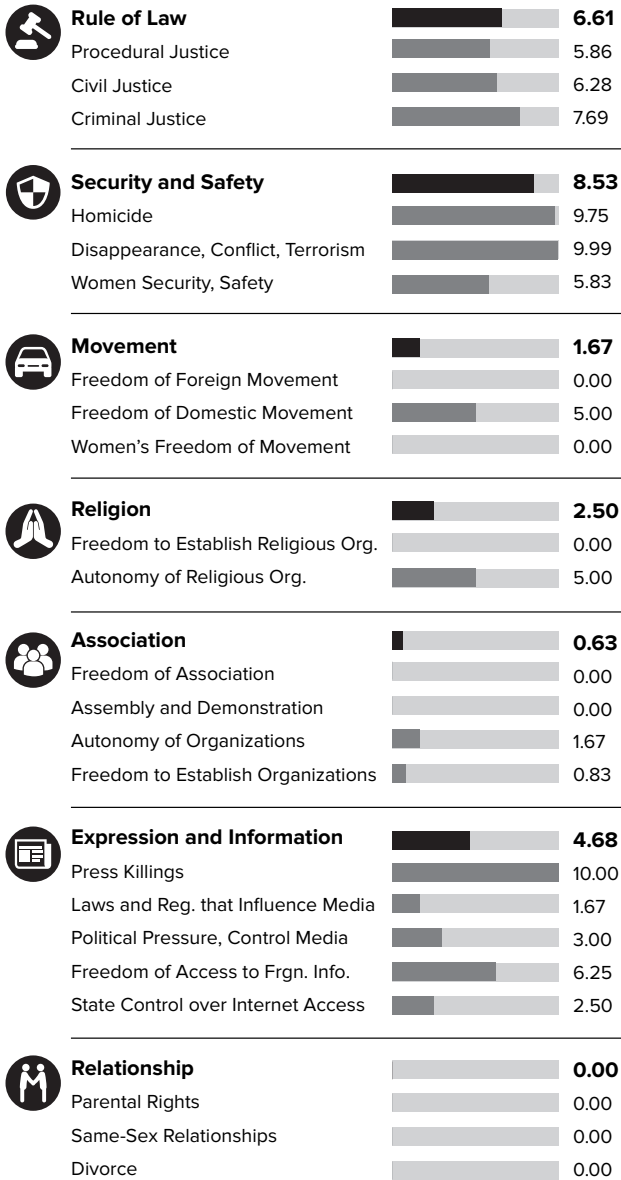
MIDDLE EAST & NORTH AFRICA

HUMAN FREEDOM

Ranking **118/159** | Score **6.36/10**

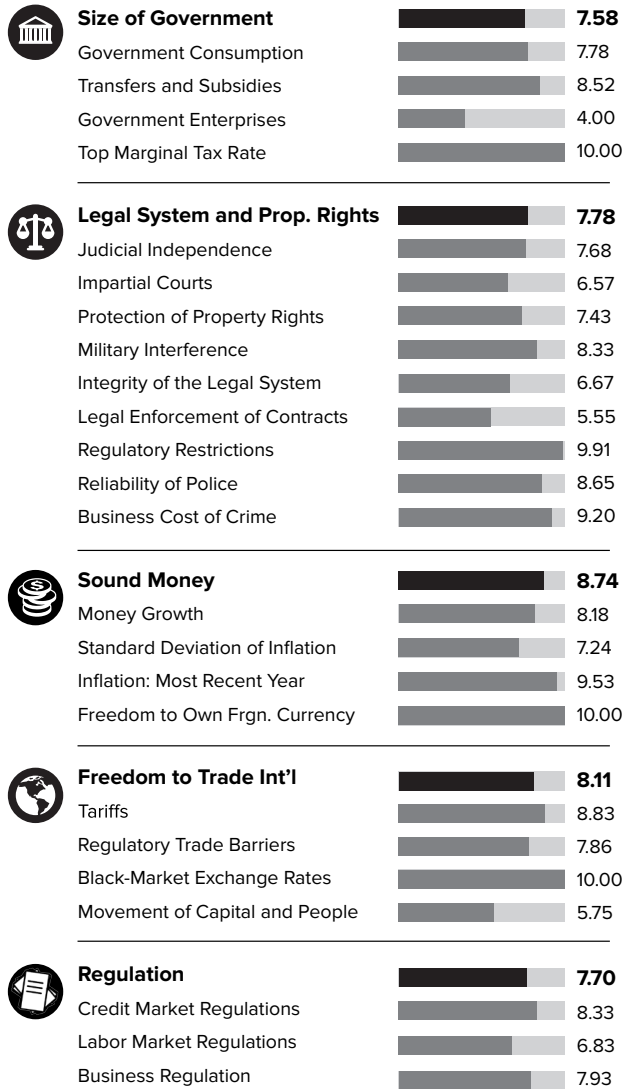
PERSONAL FREEDOM

Ranking **149/159** | Score **4.73/10**

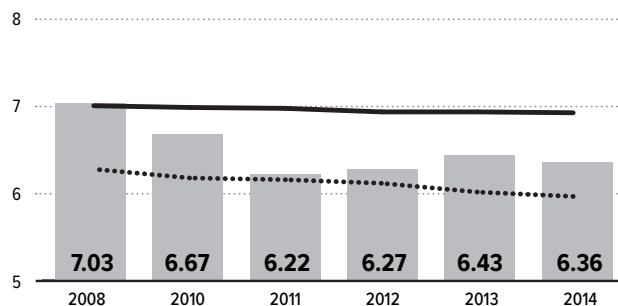


ECONOMIC FREEDOM

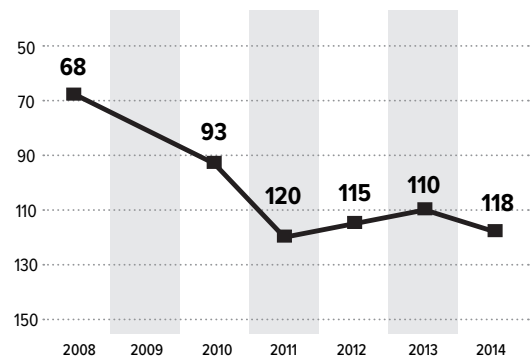
Ranking **5/159** | Score **7.98/10**



Human Freedom Score Over Time — World Avg. --- Regional Avg.



Human Freedom Ranking Over Time



UNITED KINGDOM

WESTERN EUROPE










HUMAN FREEDOM

Ranking **6/159** | Score **8.61/10**



PERSONAL FREEDOM

Ranking **12/159** | Score **9.29/10**

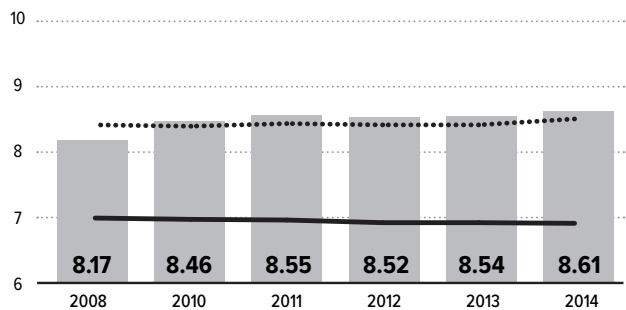
	Rule of Law	7.70
	Procedural Justice	8.06
	Civil Justice	7.42
	Criminal Justice	7.63
	Security and Safety	9.87
	Homicide	9.62
	Disappearance, Conflict, Terrorism	10.00
	Women Security, Safety	10.00
	Movement	10.00
	Freedom of Foreign Movement	10.00
	Freedom of Domestic Movement	10.00
	Women's Freedom of Movement	10.00
	Religion	10.00
	Freedom to Establish Religious Org.	10.00
	Autonomy of Religious Org.	10.00
	Association	10.00
	Freedom of Association	10.00
	Assembly and Demonstration	10.00
	Autonomy of Organizations	10.00
	Freedom to Establish Organizations	10.00
	Expression and Information	8.95
	Press Killings	10.00
	Laws and Reg. that Influence Media	7.00
	Political Pressure, Control Media	7.75
	Freedom of Access to Frgn. Info.	10.00
	State Control over Internet Access	10.00
	Relationship	10.00
	Parental Rights	10.00
	Same-Sex Relationships	10.00
	Divorce	10.00

ECONOMIC FREEDOM

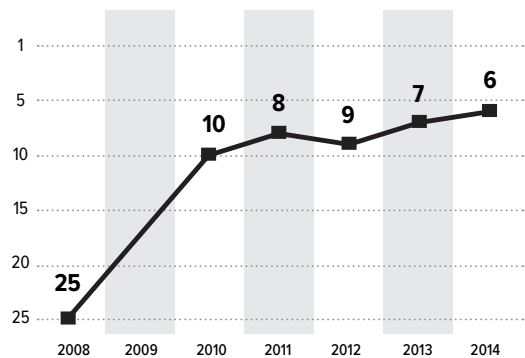
Ranking **10/159** | Score **7.93/10**

	Size of Government	6.19
	Government Consumption	4.91
	Transfers and Subsidies	5.84
	Government Enterprises	10.00
	Top Marginal Tax Rate	4.00
	Legal System and Prop. Rights	7.83
	Judicial Independence	8.68
	Impartial Courts	7.45
	Protection of Property Rights	8.81
	Military Interference	10.00
	Integrity of the Legal System	8.33
	Legal Enforcement of Contracts	4.50
	Regulatory Restrictions	8.08
	Reliability of Police	7.68
	Business Cost of Crime	6.92
	Sound Money	9.75
	Money Growth	9.51
	Standard Deviation of Inflation	9.79
	Inflation: Most Recent Year	9.71
	Freedom to Own Frgn. Currency	10.00
	Freedom to Trade Int'l	8.28
	Tariffs	8.43
	Regulatory Trade Barriers	8.20
	Black-Market Exchange Rates	10.00
	Movement of Capital and People	6.48
	Regulation	7.59
	Credit Market Regulations	7.77
	Labor Market Regulations	8.08
	Business Regulation	6.93

Human Freedom Score Over Time — World Avg. Regional Avg.



Human Freedom Ranking Over Time



UNITED STATES

NORTH AMERICA

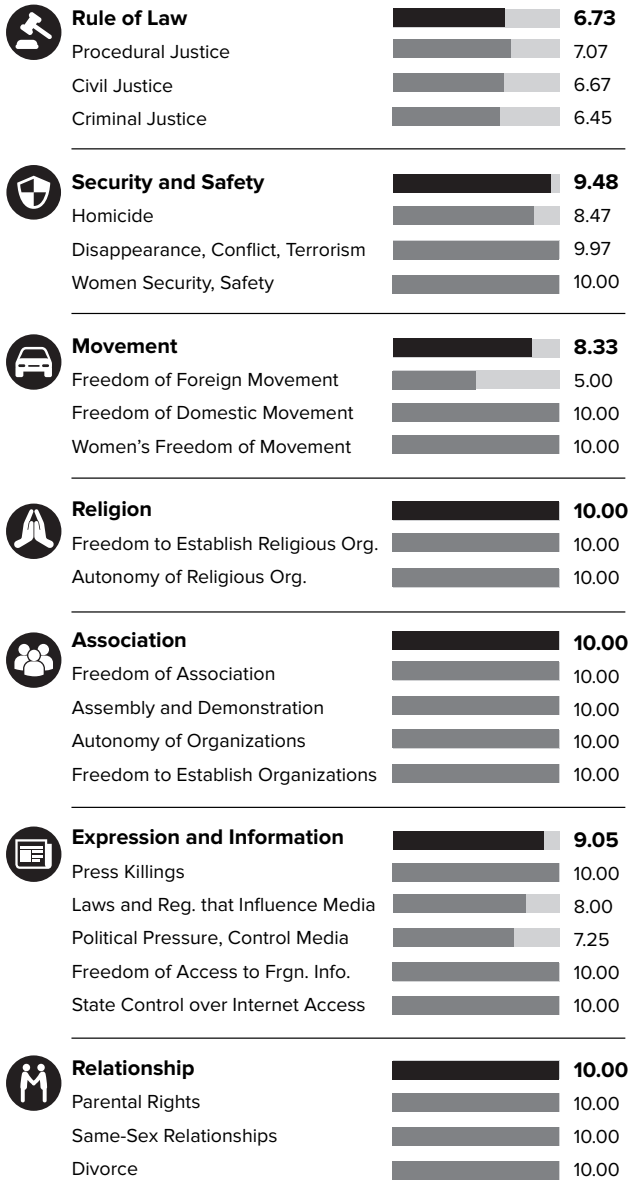


HUMAN FREEDOM

Ranking **23/159** | Score **8.27/10**


PERSONAL FREEDOM

Ranking **28/159** | Score **8.79/10**

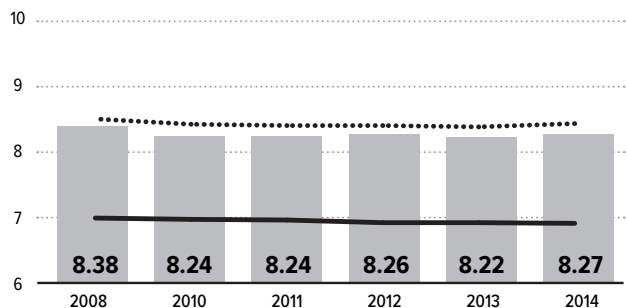


ECONOMIC FREEDOM

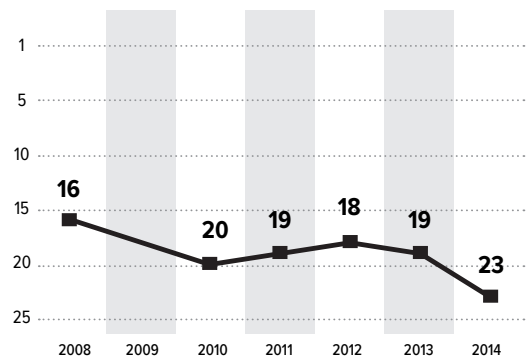
Ranking **16/159** | Score **7.75/10**



Human Freedom Score Over Time — World Avg. --- Regional Avg.



Human Freedom Ranking Over Time



URUGUAY

SOUTH AMERICA

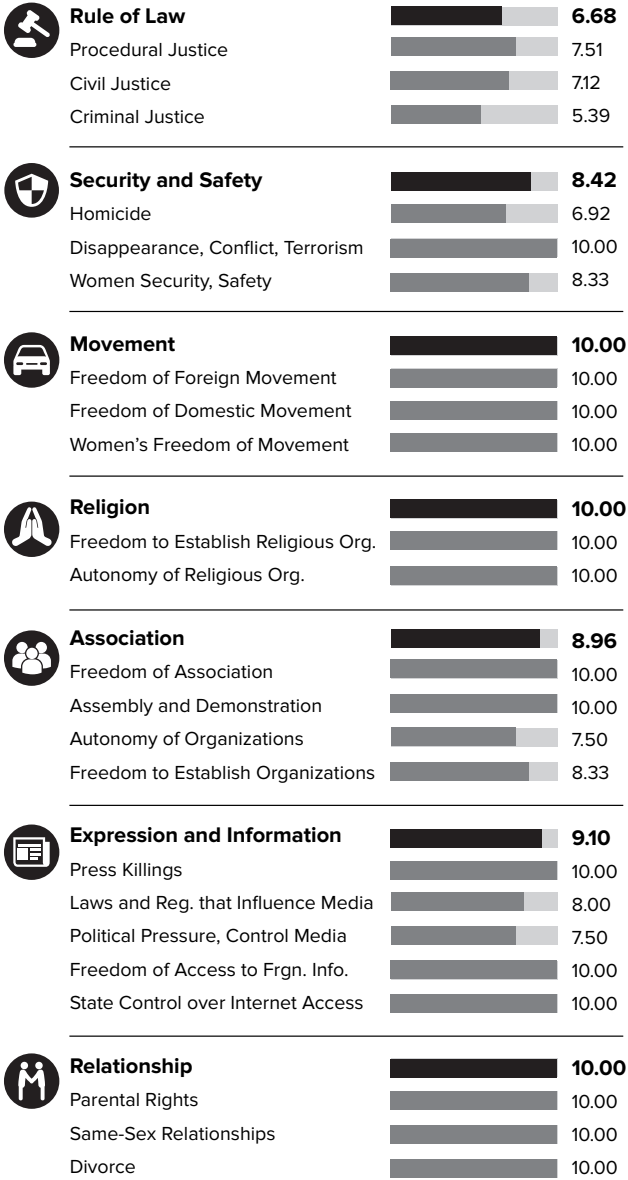


HUMAN FREEDOM

Ranking **42/159** | Score **7.83/10**

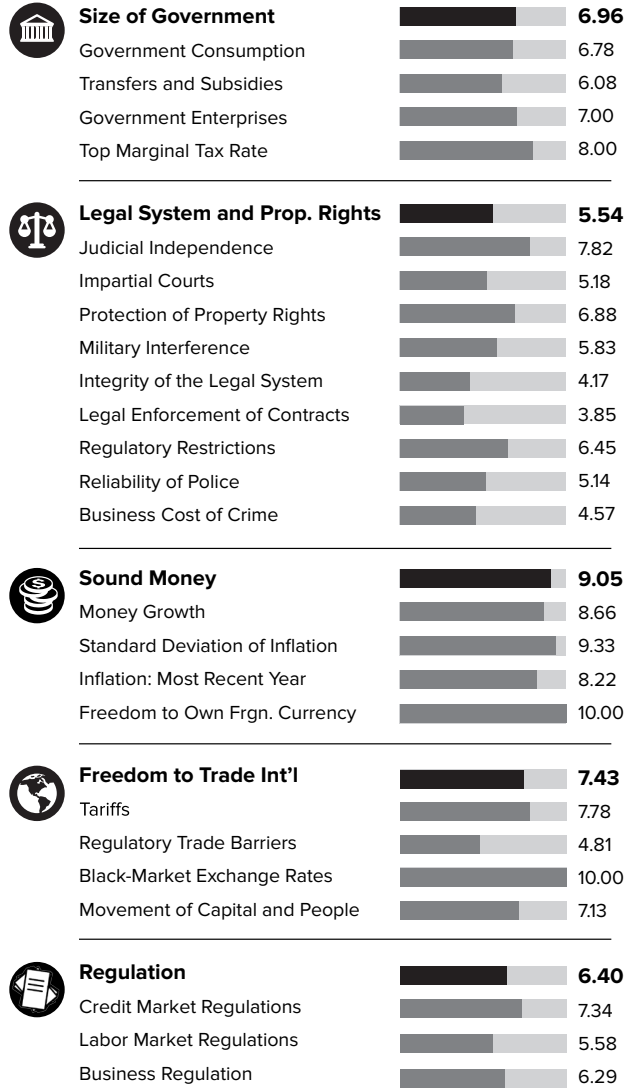
PERSONAL FREEDOM

Ranking **33/159** | Score **8.58/10**

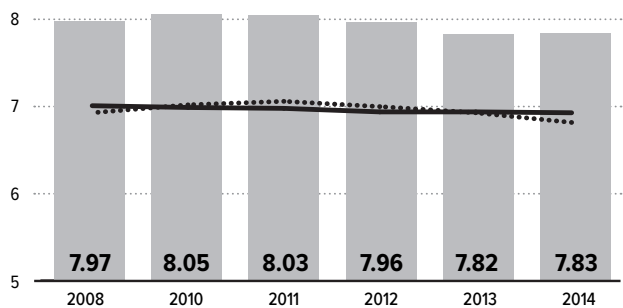


ECONOMIC FREEDOM

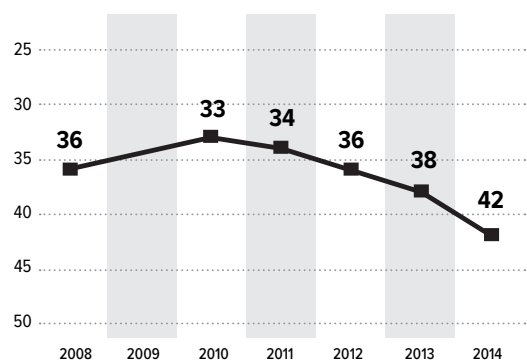
Ranking **74/159** | Score **7.08/10**



Human Freedom Score Over Time — World Avg. Regional Avg.



Human Freedom Ranking Over Time



VENEZUELA

SOUTH AMERICA










HUMAN FREEDOM

Ranking **154/159** | Score **4.91/10**






PERSONAL FREEDOM

Ranking **96/159** | Score **6.53/10**

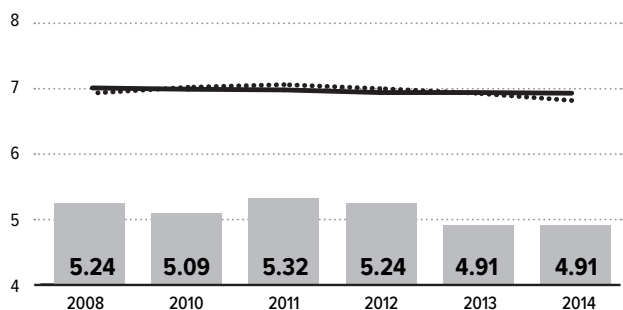
	Rule of Law	2.21
	Procedural Justice	1.54
	Civil Justice	3.49
	Criminal Justice	1.60
	Security and Safety	6.33
	Homicide	0.00
	Disappearance, Conflict, Terrorism	9.00
	Women Security, Safety	10.00
	Movement	10.00
	Freedom of Foreign Movement	10.00
	Freedom of Domestic Movement	10.00
	Women's Freedom of Movement	10.00
	Religion	8.75
	Freedom to Establish Religious Org.	10.00
	Autonomy of Religious Org.	7.50
	Association	8.96
	Freedom of Association	10.00
	Assembly and Demonstration	10.00
	Autonomy of Organizations	6.67
	Freedom to Establish Organizations	9.17
	Expression and Information	6.22
	Press Killings	10.00
	Laws and Reg. that Influence Media	1.33
	Political Pressure, Control Media	2.25
	Freedom of Access to Frgn. Info.	10.00
	State Control over Internet Access	7.50
	Relationship	10.00
	Parental Rights	10.00
	Same-Sex Relationships	10.00
	Divorce	10.00

ECONOMIC FREEDOM

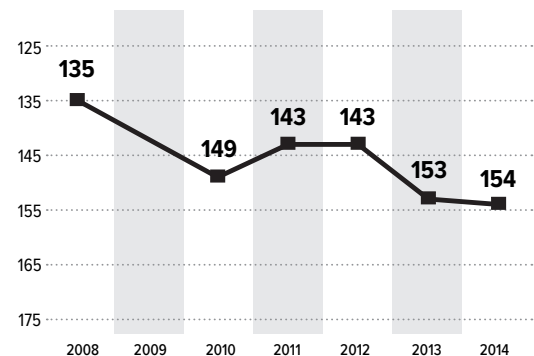
Ranking **159/159** | Score **3.29/10**

	Size of Government	4.37
	Government Consumption	4.72
	Transfers and Subsidies	5.77
	Government Enterprises	0.00
	Top Marginal Tax Rate	7.00
	Legal System and Prop. Rights	2.00
	Judicial Independence	0.21
	Impartial Courts	0.64
	Protection of Property Rights	0.99
	Military Interference	0.83
	Integrity of the Legal System	1.67
	Legal Enforcement of Contracts	3.21
	Regulatory Restrictions	8.20
	Reliability of Police	1.21
	Business Cost of Crime	1.06
	Sound Money	3.02
	Money Growth	2.77
	Standard Deviation of Inflation	4.31
	Inflation: Most Recent Year	0.00
	Freedom to Own Frgn. Currency	5.00
	Freedom to Trade Int'l	3.13
	Tariffs	7.57
	Regulatory Trade Barriers	1.83
	Black-Market Exchange Rates	0.00
	Movement of Capital and People	3.11
	Regulation	3.91
	Credit Market Regulations	5.97
	Labor Market Regulations	2.52
	Business Regulation	3.25

Human Freedom Score Over Time — World Avg. Regional Avg.




Human Freedom Ranking Over Time



VIETNAM

SOUTH EAST ASIA

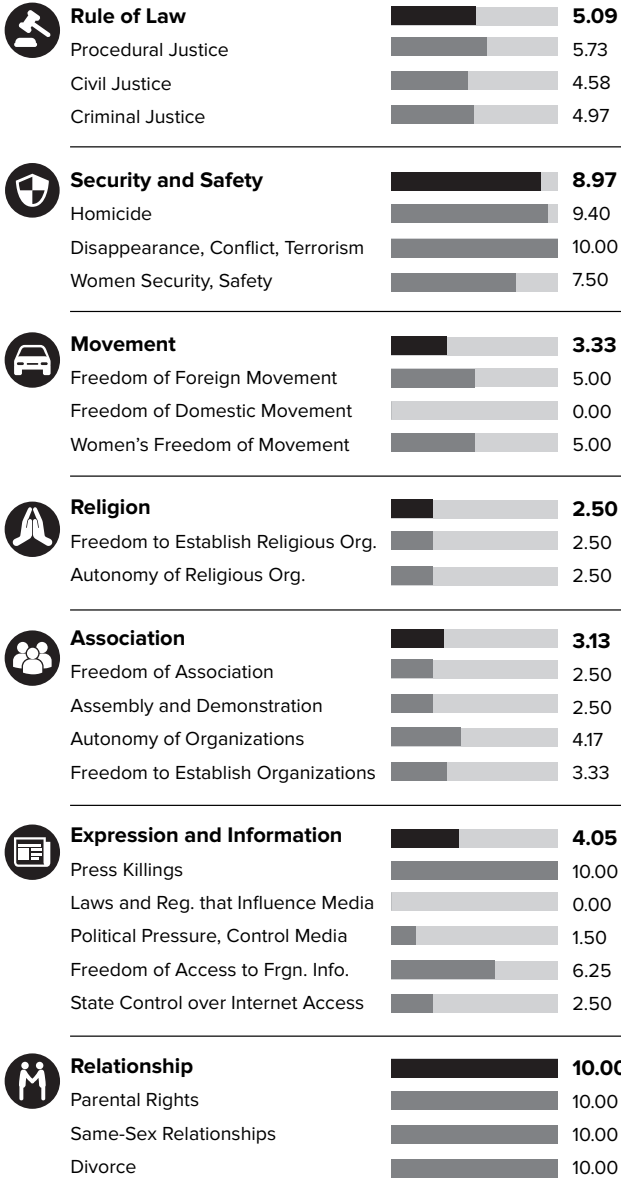


HUMAN FREEDOM

Ranking **128/159** | Score **6.12/10**

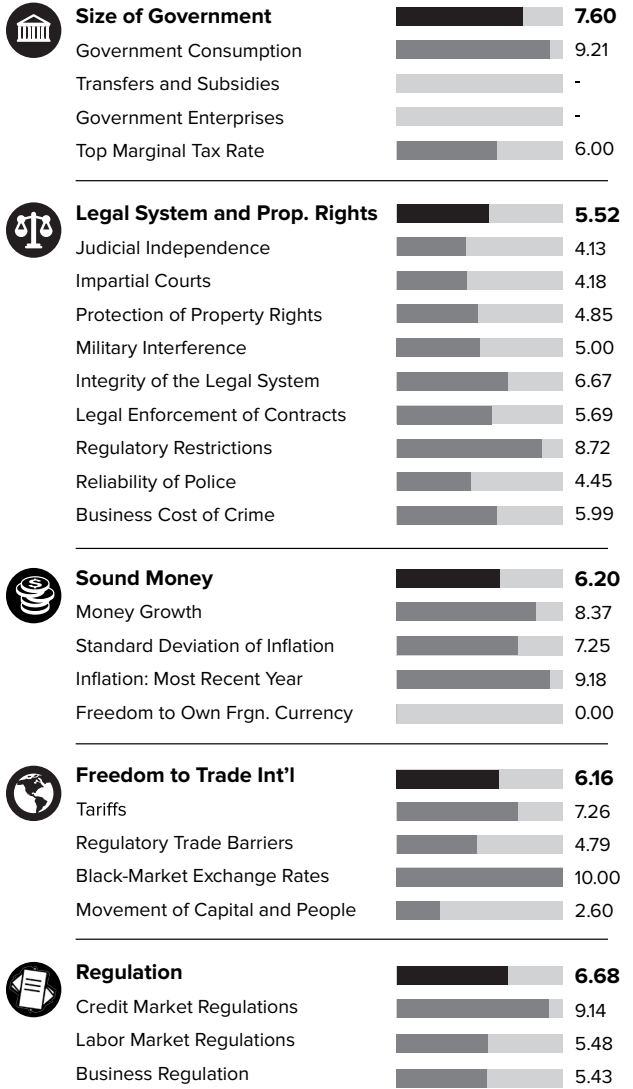
PERSONAL FREEDOM

Ranking **125/159** | Score **5.82/10**

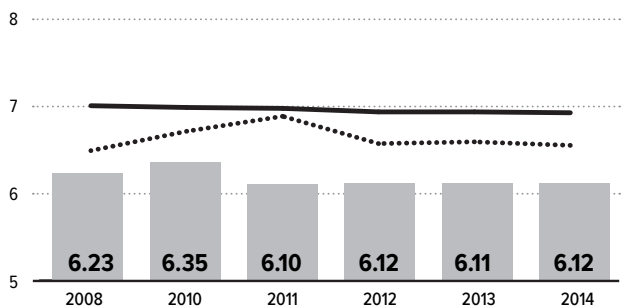


ECONOMIC FREEDOM

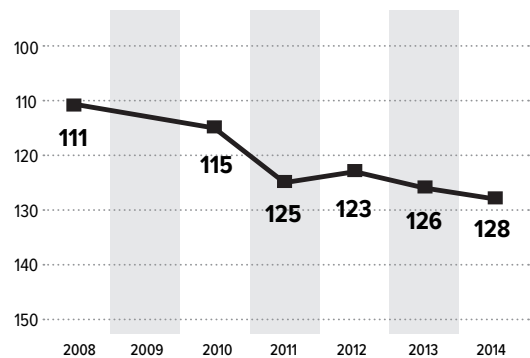
Ranking **116/159** | Score **6.43/10**



Human Freedom Score Over Time — World Avg. --- Regional Avg.



Human Freedom Ranking Over Time



YEMEN

MIDDLE EAST & NORTH AFRICA








































HUMAN FREEDOM

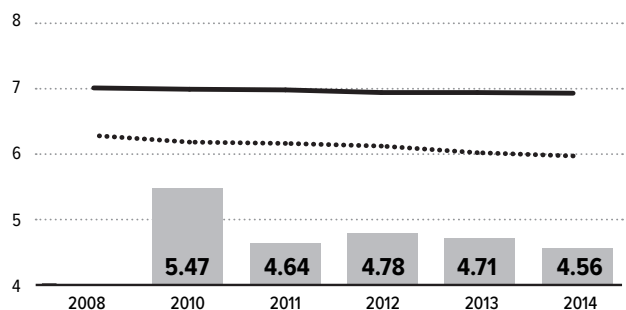
Ranking **158/159** | Score **4.56/10**

PERSONAL FREEDOM

Ranking **159/159** | Score **2.67/10**



































	Rule of Law		3.33
	Procedural Justice		-
	Civil Justice		-
	Criminal Justice		-
	Security and Safety		3.92
	Homicide		7.20
	Disappearance, Conflict, Terrorism		0.01
	Women Security, Safety		4.57
	Movement		1.67
	Freedom of Foreign Movement		0.00
	Freedom of Domestic Movement		5.00
	Women's Freedom of Movement		0.00
	Religion		-
	Freedom to Establish Religious Org.		-
	Autonomy of Religious Org.		-
	Association		-
	Freedom of Association		-
	Assembly and Demonstration		-
	Autonomy of Organizations		-
	Freedom to Establish Organizations		-
	Expression and Information		3.48
	Press Killings		6.18
	Laws and Reg. that Influence Media		2.00
	Political Pressure, Control Media		2.25
	Freedom of Access to Frgn. Info.		-
	State Control over Internet Access		-
	Relationship		0.00
	Parental Rights		0.00
	Same-Sex Relationships		0.00
	Divorce		0.00

Human Freedom Score Over Time — World Avg. - - - Regional Avg.

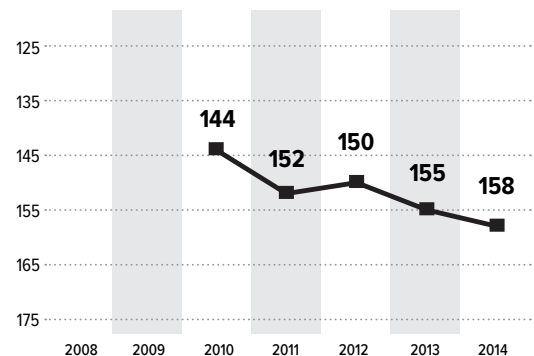


ECONOMIC FREEDOM

Ranking **115/159** | Score **6.44/10**


	Size of Government		7.23
	Government Consumption		6.90
	Transfers and Subsidies		9.02
	Government Enterprises		4.00
	Top Marginal Tax Rate		9.00
	Legal System and Prop. Rights		3.96
	Judicial Independence		2.13
	Impartial Courts		3.49
	Protection of Property Rights		3.47
	Military Interference		5.83
	Integrity of the Legal System		3.33
	Legal Enforcement of Contracts		3.78
	Regulatory Restrictions		9.05
	Reliability of Police		2.12
	Business Cost of Crime		2.41
	Sound Money		8.68
	Money Growth		9.69
	Standard Deviation of Inflation		6.66
	Inflation: Most Recent Year		8.37
	Freedom to Own Frgn. Currency		10.00
	Freedom to Trade Int'l		6.84
	Tariffs		8.44
	Regulatory Trade Barriers		5.23
	Black-Market Exchange Rates		10.00
	Movement of Capital and People		3.69
	Regulation		5.50
	Credit Market Regulations		5.00
	Labor Market Regulations		5.37
	Business Regulation		6.12

Human Freedom Ranking Over Time



ZAMBIA

SUB-SAHARAN AFRICA

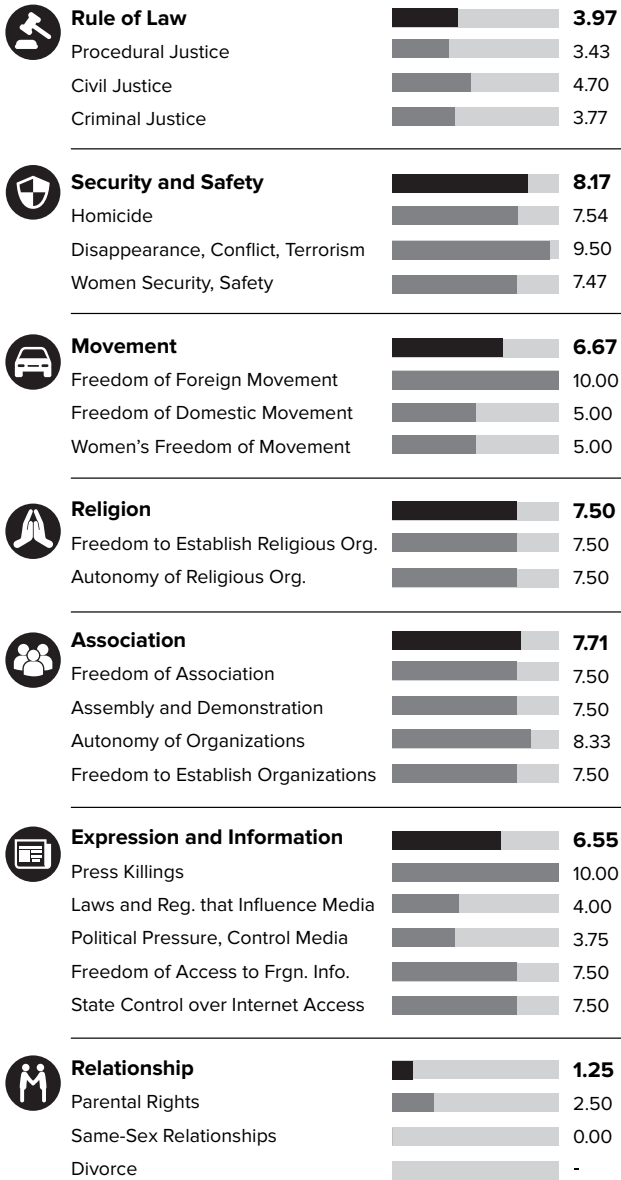


HUMAN FREEDOM

Ranking **103/159** | Score **6.52/10**


PERSONAL FREEDOM

Ranking **117/159** | Score **6.00/10**

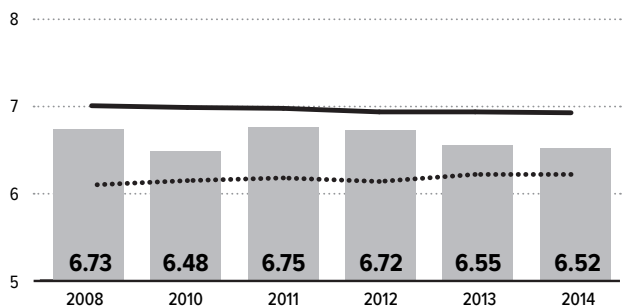


ECONOMIC FREEDOM

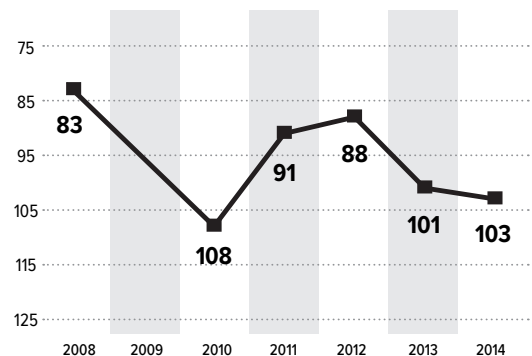
Ranking **78/159** | Score **7.04/10**



Human Freedom Score Over Time — World Avg. - - - Regional Avg.



Human Freedom Ranking Over Time



ZIMBABWE

SUB-SAHARAN AFRICA

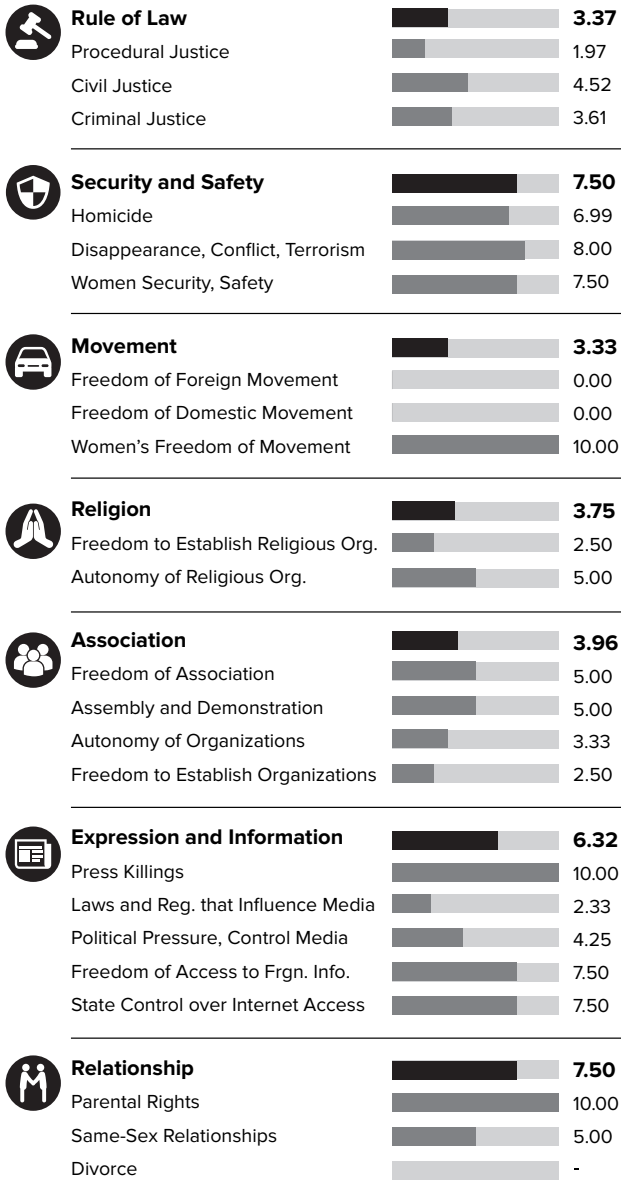


HUMAN FREEDOM

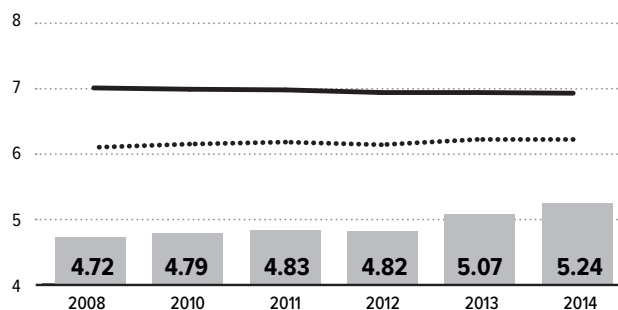
Ranking **148/159** | Score **5.24/10**

PERSONAL FREEDOM

Ranking **142/159** | Score **5.20/10**

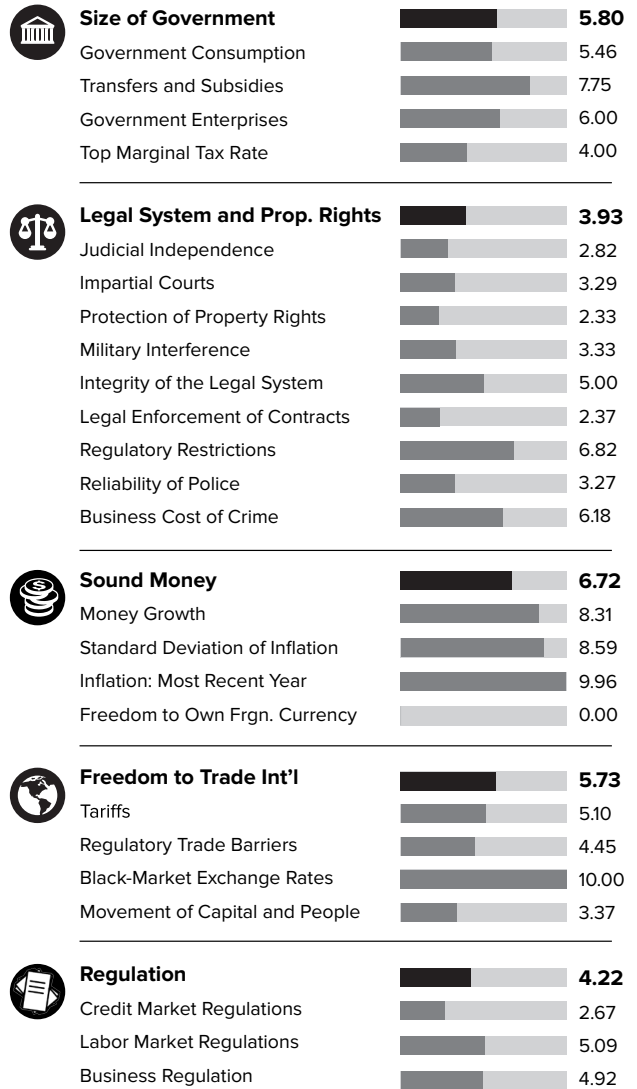


Human Freedom Score Over Time — World Avg. --- Regional Avg.

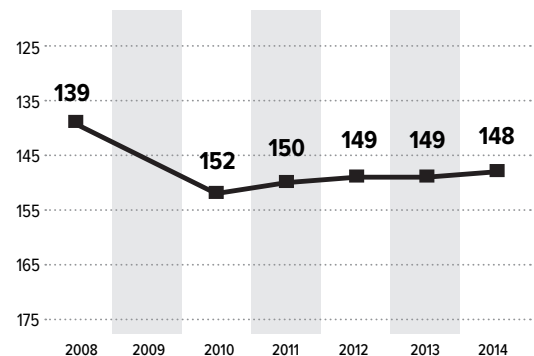


ECONOMIC FREEDOM

Ranking **115/159** | Score **5.28/10**



Human Freedom Ranking Over Time



APPENDIX A: AREAS, COMPONENTS, AND SUB-COMPONENTS OF THE ECONOMIC FREEDOM OF THE WORLD INDEX

1. Size of Government

- A. Government consumption
- B. Transfers and subsidies
- C. Government enterprises and investments
- D. Top marginal tax rate
 - (i) Top marginal income tax rates
 - (ii) Top marginal income and payroll tax rate

2. Legal System and Property Rights

- A. Judicial independence
- B. Impartial courts
- C. Protection of property rights
- D. Military interference in rule of law and politics
- E. Integrity of the legal system
- F. Legal enforcement of contracts
- G. Regulatory restrictions on the sale of real property
- H. Reliability of police
- I. Business costs of crime

3. Sound Money

- A. Money growth
- B. Standard deviation of inflation
- C. Inflation: most recent year
- D. Freedom to own foreign currency bank account

4. Freedom to Trade Internationally

- A. Tariffs
 - (i) Revenue from trade taxes (% of trade sector)
 - (ii) Mean tariff rate
 - (iii) Standard deviation of tariff rates
- B. Regulatory trade barriers
 - (i) Non-tariff trade barriers
 - (ii) Compliance costs of importing and exporting
- C. Black-market exchange rates
- D. Controls of the movement of capital and people
 - (i) Foreign ownership/investment restrictions
 - (ii) Capital controls
 - (iii) Freedom of foreigners to visit

5. Regulation

- A. Credit market regulations
 - (i) Ownership of banks
 - (ii) Private sector credit
 - (iii) Interest rate controls/negative real interest rates
- B. Labor market regulations
 - (i) Hiring regulations and minimum wage
 - (ii) Hiring and firing regulations
 - (iii) Centralized collective bargaining
 - (iv) Hours regulations
 - (v) Mandated cost of worker dismissal
 - (vi) Conscription
- C. Business regulations
 - (i) Administrative requirements
 - (ii) Bureaucracy costs
 - (iii) Starting a business
 - (iv) Extra payments/bribes/favoritism
 - (v) Licensing restrictions
 - (vi) Cost of tax compliance

APPENDIX B: DATA SOURCES FOR THE HUMAN FREEDOM INDEX

Indicator	Source
Rule of Law	
Procedural Justice	World Justice Project
Civil Justice	World Justice Project
Criminal Justice	World Justice Project
Security and Safety	
Homicide	UN Office on Drugs and Crime
Disappearances	Cingranelli Richards (CIRI) Human Rights Data Project
Intensity of Violent Conflicts	Uppsala Conflict Data Program
Level of Organized Conflict (Internal)	Economist Intelligence Unit
Terrorism Fatalities	University of Maryland
Terrorism Injuries	University of Maryland
Female Genital Mutilation	Organisation for Economic Co-operation and Development (OECD)
Missing Women	OECD
Equal Inheritance Rights	OECD
Freedom of Movement	
Freedom of Foreign Movement	CIRI Human Rights Data Project
Freedom of Domestic Movement	CIRI Human Rights Data Project
Women's Freedom of Movement	OECD
Religious Freedom	
Freedom to Establish Religious Organizations	Institutional Profiles Database
Autonomy of Religious Organizations	Institutional Profiles Database
Freedom of Association, Assembly, and Civil Society	
Freedom of Association	Institutional Profiles Database
Freedom of Assembly and Demonstration	Institutional Profiles Database
Autonomy of Organizations	Institutional Profiles Database
Freedom to Establish Organizations	Institutional Profiles Database
Freedom of Expression	
Press Killings	Committee to Protect Journalists
Laws and Regulations that Influence Media Content	Freedom House
Political Pressures and Controls on Media Content	Freedom House
Freedom of Access to Foreign Information	Institutional Profiles Database
Freedom of Access to Foreign Information	Institutional Profiles Database
State Control over Internet Access	Institutional Profiles Database
Relationship Freedoms	
Parental Rights	OECD
Same-Sex Relationships	International Lesbian & Gay Association
Divorce	OECD

APPENDIX C: DESCRIPTION AND METHODOLOGY OF DATA SOURCES

Note: The source descriptions are taken from the original texts.

1. LEGAL PROTECTION AND SECURITY

1A. RULE OF LAW

1Ai. Procedural Justice

by World Justice Project

Description: Measurement of the right to life and security, due process of law, and privacy.

Source: The Rule of Law Index subfactors: 4.2 The right to life and security of the person is effectively guaranteed, 4.3 Due process of law and rights of the accused, and 4.6 Freedom from arbitrary interference with privacy is effectively guaranteed. The Rule of Law Index scores and rankings are built from more than five hundred variables drawn from two original sources of data collected from independent sources by the World Justice Project in each country: a General Population Poll and a series of Qualified Respondents' Questionnaires. Up to their 2015 report, more than 100,000 citizens and legal experts in 102 countries and jurisdictions from around the world have participated in this project.

Score: A continuous score from 0 to 1 where 0 means no adherence to the rule of law from the perspective of how ordinary people experience it and 1 means full adherence to the rule of law from the perspective of how ordinary people experience it. We converted the World Justice Project scores into a 0–10 scale.

1Aii. Civil Justice

by World Justice Project

Description: Measurement of whether ordinary people can resolve their grievances peacefully and effectively through the civil justice system.

Source: The Rule of Law Index subfactors: 7.1 People can access and afford civil justice, 7.2 Civil justice is free of discrimination, 7.3 Civil justice is free of corruption, 7.4 Civil justice is free of improper government influence, 7.5 Civil justice is not subject to unreasonable delay, 7.6 Civil justice is effectively enforced, and 7.7 Alternative dispute resolution is accessible, impartial, and effective. The Rule of Law Index scores and rankings are built from more than 500 variables drawn from two original sources of data collected from independent sources by the World Justice Project in each country: a General Population Poll and a series of Qualified Respondents' Questionnaires. Up to their 2015 report, more than 100,000 citizens and legal experts in 102 countries and jurisdictions from around the world have participated in this project.

Score: A continuous score from 0 to 1 where 0 means no adherence to the rule of law from the perspective of how ordinary people experience it and 1 means full adherence to the rule of law from the perspective of how ordinary people experience it. We converted the WJP scores into a 0–10 scale.

1Aiii. Criminal Justice

by World Justice Project

Description: Measurement of whether criminal justice is redressing grievances and bringing action against individuals for offences committed.

Source: The Rule of Law Index subfactors: 8.1 Criminal investigation system is effective, 8.2 Criminal adjudication system is timely and effective, 8.3 Correctional system is effective in

reducing criminal behavior, 8.4 Criminal system is impartial, 8.5 Criminal system is free of corruption, 8.6 Criminal system is free of improper government influence, and 8.7 Due process of law and rights of the accused. The Rule of Law Index scores and rankings are built from more than five hundred variables drawn from two original sources of data collected from independent sources by the World Justice Project in each country: a General Population Poll and a series of Qualified Respondents' Questionnaires. Up to their 2015 report, more than 100,000 citizens and legal experts in 102 countries and jurisdictions from around the world have participated in this project.

Score: A continuous score from 0 to 1 where 0 means no adherence to the rule of law from the perspective of how ordinary people experience it and 1 means full adherence to the rule of law from the perspective of how ordinary people experience it. We converted the WJP scores into a 0–10 scale.

1B. SECURITY AND SAFETY

1Bi. Homicide

by UN Office on Drugs and Crime

Description: Intentional homicide is defined as unlawful death purposefully inflicted as a result of domestic disputes, interpersonal violence, violent conflicts over land resources, inter-gang violence over turf or control, and predatory violence and killing by armed groups.

Score: Count and rate per 100,000 population. The number of homicides per country was converted into a 0–10 scale, where 25 was a cut-off (meaning that every country that documented 25 or more homicides per 100,000 population that year received a rating of 0, while the countries with 0 homicides per 100,000 population received a rating of 10; the countries with 1 through 24 homicides per 100,000 population received corresponding values on a 0–10 scale).

1Bii. Disappearances, Conflict, and Terrorism

1Bii(a). Disappearances

by CIRI Human Rights Data Project

Description: Cases in which people have disappeared, political motivation appears likely, and the victims have not been found. Knowledge of the whereabouts of the disappeared is by definition not public knowledge. However, while there is typically no way of knowing where victims are, it is typically known by whom they were taken and under what circumstances.

Source: The primary source of information about human rights practices is obtained from a careful reading of the annual United States Department of State's Country Reports on Human Rights Practices. In addition, coders of this index also use a second source, Amnesty International's Annual Report. If there are discrepancies between the two sources, coders are instructed to treat the Amnesty International evaluation as authoritative.

Score: 0 indicates that disappearances have occurred frequently in a given year; 1 indicates that disappearances occasionally occurred; and 2 indicates that disappearances did not occur in a given year. We converted the CIRI scores into a 0–10 scale.

1Bii(b). Intensity of violent conflicts

by Uppsala Conflict Data Program

Description: Battle-related deaths arise from armed conflict behavior between warring parties in a conflict dyad, be it state-based or non-state-based. In state-based conflicts the violence must be directly related to the incompatibility (of the positions of the conflicting parties re-

garding government or territory), i.e., carried out with the purpose of realizing the goal of the incompatibility and result in deaths. In non-state-based conflicts the violence does not have to be related to an incompatibility (since incompatibilities are not used in such conflicts), but has to take place between warring parties and result in deaths. Typically, battle-related deaths occur in what can be described as “normal” warfare involving the armed forces of the warring parties. This includes traditional battlefield fighting, guerrilla activities (e.g., hit-and-run attacks or ambushes), and all kinds of bombardments of military units, cities and villages, etc. The targets are usually the military itself and its installations, or state institutions and state representatives, but there is often substantial collateral damage in the form of civilians killed in crossfire, indiscriminate bombings, etc. All deaths—military as well as civilian—included in such situations, are counted as battle-related deaths.

Source: The general rule for counting battle-related deaths is moderation. All battle-related deaths are based on each coder’s analysis of the particular conflict. Each battle-related death has to be verified in one way or another. All figures are disaggregated as much as possible. All figures that are not trustworthy are disregarded as much as possible in the coding process. Sometimes there are situations when there is lack of information on disaggregated battle-related deaths. When this occurs, the coder may rely on sources that provide already calculated figures either for particular incidents or for the total number of deaths in the conflict. The UCDP incorporates such death figures for particular incidents and for an entire armed conflict if they are coherent with the definition. If they are not, or if there is no independent verification of the figure, it cannot be accepted.

Score: Number of battle-related deaths per 1 million population. The number of battle-related deaths per country was converted into a 0–10 scale, where 30 was a cut-off (meaning that every country that documented 30 or more battle-related deaths per 1 million population that year received a rating of 0, while the countries with 0 battle-related deaths per 1 million population received a rating of 10; the countries with scores in between these two values received corresponding values on a 0–10 scale).

1Bii(c). Level of organized conflict (Internal)

by Economist Intelligence Unit

Description: Qualitative assessment of the intensity of conflicts within the country.

Score: Ranked 1 to 5 (very low to very high) by EIU analysts. We converted the EIU scores into a 0–10 scale.

1Bii(d). Terrorism fatalities

by University of Maryland

Description: The number of total confirmed fatalities for the incident. The number includes all victims and attackers who died as a direct result of the incident.

Source: Global Terrorism Database (GTD) includes systematic data on domestic as well as international terrorist incidents that have occurred from 1970 through 2015 and now includes more than 150,000 cases. Statistical information contained in the GTD is based on reports from a variety of open media sources. Information is not added to the GTD unless and until the authors have determined the sources are credible.

Score: Number of confirmed fatalities per 1 million population. Where there is evidence of fatalities, but a figure is not reported or it is too vague to be of use, this field remains blank. If information is missing regarding the number of victims killed in an attack, but perpetrator fatalities are known, this value will reflect only the number of perpetrators who died as a result of the incident. Likewise, if information on the number of perpetrators killed in an attack is

missing, but victim fatalities are known, this field will only report the number of victims killed in the incident. Where several independent sources report different numbers of casualties, the database will usually reflect the number given by the most recent source. However, the most recent source will not be used if the source itself is of questionable validity or if the source bases its casualty numbers on claims made by a perpetrator group. When there are several “most recent” sources published around the same time or there are concerns about the validity of a recent source, the majority figure will be used. Where there is no majority figure among independent sources, the database will record the lowest proffered fatality figure, unless that figure comes from a source of questionable validity or there is another compelling reason to do otherwise. When several cases are linked together, sources sometimes provide a cumulative fatality total for all of the events rather than fatality figures for each incident. In such cases, the preservation of statistical accuracy is achieved by evenly distributing fatalities across the linked incidents. The number of terrorism fatalities per country was converted into a 0–10 scale, where 30 was a cut-off (meaning that every country that documented 30 or more terrorism fatalities per 1 million population that year received a rating of 0, while the countries with 0 terrorism fatalities per 1 million population received a rating of 10; the countries with scores in between these two values received corresponding values on a 0–10 scale).

1Bii(e). Terrorism injuries

by University of Maryland

Description: The number of confirmed nonfatal injuries to both perpetrators and victims.

Source: Global Terrorism Database (GTD) includes systematic data on domestic as well as international terrorist incidents that have occurred from 1970 through 2015 and now includes more than 150,000 cases. Statistical information contained in the GTD is based on reports from a variety of open media sources. Information is not added to the GTD unless and until the authors have determined the sources are credible.

Score: Number of injured. It follows the conventions of the “Terrorism Fatalities” field described above. The number of terrorism injured per country was converted into a 0–10 scale, where 50 was a cut-off (meaning that every country that documented 50 or more terrorism injured per 1 million population that year received a rating of 0, while the countries with 0 terrorism injured per 1 million population received a rating of 10; the countries with scores in between these two values received corresponding values on a 0–10 scale).

1Biii. Women’s Security

1Biii(a). Female genital mutilation

by OECD

Description: Measurement of the percentage of women in the country who have undergone any type of female genital mutilation (FGM).

Source: Social Institutions and Gender Index (SIGI) country notes on FGM are based on reports from World Health Organization, Population Reference Bureau, Multiple Cluster Indicator Surveys, and Demographic Health Surveys. SIGI database covers 160 countries. For the countries that did not have a score in SIGI and are included in our index, we used other credible sources per country (typically two) that differed from country to country.

Score: Prevalence of female genital mutilation (values are between 0 and 1), where 0 indicates none and 1 indicates all. We converted the OECD scores into a 0–10 scale.

1Biii(b). Missing women

by OECD

Description: The coding of countries regarding gender bias in mortality or, euphemistically, “son preference.”

Source: The coding in the Social Institutions and Gender Index (SIGI) country notes was done based on the following information: (1) Existing precise estimates of gender bias in mortality for a sample of countries and (2) examination of the sex ratios of young people and adults; if these sex ratios were abnormally high given the state of overall mortality (i.e., differences could not be explained by biological and/or socioeconomic factors such as sex-biased international migration), the score reflects the excess masculinity in these two age groups. Social Institutions and Gender Index (SIGI) country notes cover 160 countries. For the countries that did not have a score in SIGI and are included in our index, we used other credible sources per country (typically two) that differed from country to country.

Score: Scale 0, 0.25, 0.5, 0.75, and 1, where 0 indicates that there is no evidence of missing women and 1 indicates a severe incidence of excess female mortality or missing women. We converted the OECD scores into a 0–10 scale.

1Biii(c). Inheritance

by OECD

Description: Measurement based on the legal code available and divided into two indicators: (1) inheritance rights of widows, and (2) inheritance rights of daughters. The final scoring of this indicator can also be driven by the actual application of the law (or the lack thereof).

Source: Social Institutions and Gender Index (SIGI) country notes cover 160 countries. For the countries that did not have a score in SIGI and are included in our index, we used other credible sources per country (typically two) that differed from country to country.

Score: Inheritance practices in favor of male heirs: 0, 0.5, and 1, where 0 indicates that women have equal rights of inheritance, 0.5 indicates that (some) women have (some) rights of inheritance, but less than men, and 1 indicates that women have no rights of inheritance. We converted the OECD scores into a 0–10 scale.

2. SPECIFIC PERSONAL FREEDOMS

2A. MOVEMENT

2Ai. Freedom of Foreign Movement

by CIRI Human Rights Data Project

Description: Citizens’ freedom to leave and return to their country.

Source: The primary source of information about human rights practices is obtained from a careful reading of the annual United States Department of State’s Country Reports on Human Rights Practices.

Score: Ranked 0 to 2, where 0 indicates that this freedom was severely restricted, 1 indicates the freedom was somewhat restricted, and 2 indicates unrestricted freedom of foreign movement. We converted the CIRI scores into a 0–10 scale.

2Aii. Freedom of Domestic Movement

by CIRI Human Rights Data Project

Description: Citizens’ freedom to travel within their own country.

Source: The primary source of information about human rights practices is obtained from a careful reading of the annual United States Department of State's Country Reports on Human Rights Practices.

Score: Ranked 0 to 2, where 0 indicates severely restricted freedom of domestic movement and 1 indicates somewhat restricted freedom of domestic movement and 2 indicates unrestricted freedom of domestic movement. We converted the CIRI scores into a 0–10 scale.

2Aiii. Women's Freedom of Movement

by OECD

Description: Measurement of the freedom of women to move outside the home. The following elements were considered: ability to choose their places of residence, to visit their families and friends, or to apply for a passport.

Source: Social Institutions and Gender Index (SIGI) country notes cover 160 countries. For the countries that did not have a score in SIGI and are included in our index, we used other credible sources per country (typically two) that differed from country to country.

Score: Scale 0, 0.5, and 1, where 0 indicates no restrictions of women's movement outside the home, 0.5 indicates (some) women can leave home sometimes, but with restrictions, and 1 indicates women can never leave home without restrictions (i.e., they need a male companion, etc.). We converted the OECD scores into a 0–10 scale.

2B. RELIGION

2Bi. Freedom to Establish Religious Organizations

by French Development Agency and University of Maastricht

Description: Freedom to establish religious organizations.

Source: Institutional Profiles Database (IPD). Country-based survey of experts. Covers 123 countries in 2009 and 143 countries in 2012.

Score: A continuous score from 0 to 4 where 0 means no establishment possible and 4 means total freedom to establish. We converted the IPD scores into a 0–10 scale.

2Bii. Autonomy of Religious Organizations

by French Development Agency and University of Maastricht

Description: Autonomy of religious organizations.

Source: Country-based survey of experts. Covers 123 countries in 2009 and 143 countries in 2012.

Score: A continuous score from 0 to 4 where 0 means no autonomy and 4 means total autonomy (scale from 1 to 4 for 2009 where 1 means no autonomy and 4 means total autonomy). We converted the IPD scores into a 0–10 scale.

2C. ASSOCIATION, ASSEMBLY, AND CIVIL SOCIETY

2Ci. Freedom of Association

by French Development Agency and University of Maastricht

Description: Freedom of association.

Source: Country-based survey of experts. Covers 123 countries in 2009 and 143 countries in 2012.

Score: A continuous score from 0 to 4 where 0 means no freedom of association and 4 means strong freedom of association. We converted the IPD scores into a 0–10 scale.

2Cii. Freedom of Assembly and Demonstration

by French Development Agency and University of Maastricht

Description: Freedom of assembly and demonstration.

Source: Country-based survey of experts. Covers 123 countries in 2009 and 143 countries in 2012.

Score: A continuous score from 0 to 4 where 0 means no freedom of assembly and 4 means strong freedom of assembly. We converted the IPD scores into a 0–10 scale.

2Ciii. Autonomy of Organizations

2Ciii(a). Political parties

by French Development Agency and University of Maastricht

Description: Autonomy of political parties.

Source: Country-based survey of experts. Covers 123 countries in 2009 and 143 countries in 2012.

Score: A continuous score from 0 to 4 where 0 means no autonomy and 4 means total autonomy (scale from 1 to 4 for 2009 where 1 means no operating autonomy and 4 means total autonomy). We converted the IPD scores into a 0–10 scale.

2Ciii(b). Professional organizations

by French Development Agency and University of Maastricht

Description: Autonomy of professional organizations.

Source: Country-based survey of experts. Covers 123 countries in 2009 and 143 countries in 2012.

Score: A continuous score from 0 to 4 where 0 means no autonomy and 4 means total autonomy (scale from 1 to 4 for 2009 where 1 means no operating autonomy and 4 means total autonomy). We converted the IPD scores into a 0–10 scale.

2Ciii(c). Educational, sporting and cultural organizations

by French Development Agency and University of Maastricht

Description: Autonomy of educational, sporting and cultural organizations.

Source: Country-based survey of experts. Covers 123 countries in 2009 and 143 countries in 2012.

Score: A continuous score from 0 to 4 where 0 means no autonomy and 4 means total autonomy (scale from 1 to 4 for 2009 where 1 means no operating autonomy and 4 means total autonomy). We converted the IPD scores into a 0–10 scale.

2Civ. Freedom to Establish Organizations

2Civ(a). Political parties

by French Development Agency and University of Maastricht

Description: Freedom to establish political parties.

Source: Country-based survey of experts. Covers 123 countries in 2009 and 143 countries in 2012.

Score: A continuous score from 0 to 4 where 0 means no establishment possible and 4 means total freedom to establish. We converted the IPD scores into a 0–10 scale.

2Civ(b). Professional organizations

by French Development Agency and University of Maastricht

Description: Freedom to establish professional organizations.

Source: Country-based survey of experts. Covers 123 countries in 2009 and 143 countries in 2012.

Score: A continuous score from 0 to 4 where 0 means no establishment possible and 4 means total freedom to establish. We converted the IPD scores into a 0–10 scale.

2Civ(c). Educational, sporting and cultural organizations

by French Development Agency and University of Maastricht

Description: Freedom to establish educational, sporting and cultural organizations.

Source: Country-based survey of experts. Covers 123 countries in 2009 and 143 countries in 2012.

Score: A continuous score from 0 to 4 where 0 means no establishment possible and 4 means total freedom to establish. We converted the IPD scores into a 0–10 scale.

2D. EXPRESSION

2Di. Press Killings

by The Committee to Protect Journalists

Description: Documenting attacks on the press.

Source: Each case identified as a violation of press freedom is corroborated by more than one source for factual accuracy, confirmation that the victims were journalists or news organizations, and verification that intimidation was the probable motive. The Committee to Protect Journalists defines journalists as people who cover news or comment on public affairs in print, in photographs, on radio, on television, or online. Writers, editors, publishers, producers, technicians, photographers, camera operators and directors of news organizations are all included.

Score: Individual Numbers Killed—Murdered in retribution for, or to prevent, news coverage or commentary. Also includes journalists killed in crossfire or while covering dangerous assignments. The number of killings per country was converted into a 0–10 scale, where 0.3 was a cut-off (meaning that every country that documented 0.3 or more killings per 1 million population that year received a rating of 0, while the countries with 0 killings received a rating of 10; the countries with intermediate numbers of killings received corresponding values on a 0–10 scale).

2Dii. Laws and Regulations that Influence Media Content

by Freedom House

Description: Survey of media independence. The index assesses the degree of print, broadcast, and Internet freedom in every country in the world, analyzing the events of each calendar year.

Source: Twenty-three methodology questions divided into three subcategories. The legal environment category of “freedom of the press” encompasses an examination of both the laws and regulations that could influence media content and the government’s inclination to use these laws and legal institutions to restrict the media’s ability to operate. We assess the positive impact of legal and constitutional guarantees for freedom of expression; the potentially negative aspects of security legislation, the penal code, and other criminal statutes; penalties for libel and defamation; the existence of and ability to use freedom of information legislation; the independence of the judiciary and of official media regulatory bodies; registration requirements for both media outlets and journalists; and the ability of journalists’ groups to operate freely.

Checklist of Methodology Questions

1. Does the constitution or do other basic laws contain provisions designed to protect freedom of the press and expression, and are they enforced? (0–6 points)
2. Do the penal code, security laws, or any other laws restrict reporting, and are journalists punished under these laws? (0–6 points)
3. Are there penalties for libeling officials or the state, and are they enforced? (0–3 points)
4. Is the judiciary independent, and do courts judge cases concerning the media impartially? (0–3 points)
5. Is freedom of information legislation in place, and are journalists able to make use of it? (0–2 points)
6. Can individuals or business entities legally establish and operate private media outlets without undue interference? (0–4 points)
7. Are media regulatory bodies, such as a broadcasting authority or national press or communications council, able to operate freely and independently? (0–2 points)
8. Is there freedom to become a journalist and to practice journalism, and can professional groups freely support journalists' rights and interests? (0–4 points)

Score: Countries are given a total score from 0 (best) to 30 (worst). Assigning numerical points allows for comparative analysis among the countries surveyed and facilitates an examination of trends over time. The degree to which each country permits the free flow of news and information determines the classification of its media as “Free,” “Partly Free,” or “Not Free.” We converted the Freedom House scores into a 0–10 scale.

2Diii. Political Pressures and Controls on Media Content

by Freedom House

Description: Survey of media independence. The index assesses the degree of print, broadcast, and Internet freedom in every country in the world, analyzing the events of each calendar year.

Source: Twenty-three methodology questions divided into three subcategories. Under the political environment of “freedom of the press” category, we evaluate the degree of political control over the content of news media. Issues examined include the editorial independence of both state-owned and privately owned media; access to information and sources; official censorship and self-censorship; the vibrancy of the media and the diversity of news available within each country; the ability of both foreign and local reporters to cover the news freely and without harassment; and the intimidation of journalists by the state or other actors, including arbitrary detention and imprisonment, violent assaults, and other threats.

Checklist of Methodology Questions

1. To what extent are media outlets' news and information content determined by the government or a particular partisan interest? (0–10 points)
2. Is access to official or unofficial sources generally controlled? (0–2 points)
3. Is there official or unofficial censorship? (0–4 points)
4. Do journalists practice self-censorship? (0–4 points)
5. Do people have access to media coverage that is robust and reflects a diversity of viewpoints? (0–4 points)
6. Are both local and foreign journalists able to cover the news freely? (0–6 points)
7. Are journalists or media outlets subject to extralegal intimidation or physical violence by state authorities or any other actor? (0–10 points)

Score: Countries are given a total score from 0 (best) to 40 (worst). Assigning numerical points allows for comparative analysis among the countries surveyed and facilitates an examina-

tion of trends over time. The degree to which each country permits the free flow of news and information determines the classification of its media as “Free,” “Partly Free,” or “Not Free.” We converted the Freedom House scores into a 0–10 scale.

2Div. Freedom of Access to Foreign Information

2Div(a). Access to foreign television

by French Development Agency and University of Maastricht

Description: Freedom of access to foreign television.

Source: Country-based survey of experts. Covers 123 countries in 2009 and 143 countries in 2012.

Score: A continuous score from 0 to 4 where 0 means no freedom to access cable/satellite and 4 means complete freedom to access cable/satellite (scale from 1 to 4 for 2009 where 1 means no freedom and 4 means total freedom). We converted the IPD scores into a 0–10 scale.

2Div(b). Access to foreign newspapers

by French Development Agency and University of Maastricht

Description: Freedom of access to foreign newspapers.

Source: Country-based survey of experts. Covers 123 countries in 2009 and 143 countries in 2012.

Score: A continuous score from 0 to 4 where 0 means no freedom to access foreign newspapers and 4 means complete freedom to access foreign newspapers (scale from 1 to 4 for 2009 where 1 means no freedom and 4 means total freedom). We converted the IPD scores into a 0–10 scale.

2Dv. State Control over Internet Access

by French Development Agency and University of Maastricht

Description: Freedom of access, navigation, and publication on the Internet.

Source: Country-based survey of experts. Covers 123 countries in 2009 and 143 countries in 2012.

Score: A continuous score from 0 to 4 where 0 means no freedom of Internet access and 4 means complete freedom of internet access (scale from 1 to 4 for 2009 where 1 means extremely tight restrictions and 4 means totally free access). We converted the IPD scores into a 0–10 scale.

2E. RELATIONSHIPS

2Ei. Parental Rights

by OECD

Description: Measurement is based on whether women and men have the same right (1) to be the legal guardian of a child during marriage and (2) to be the legal guardian of and have custody rights over a child after divorce.

Source: Social Institutions and Gender Index (SIGI) country notes cover 160 countries. For the countries that did not have a score in SIGI and are included in our index we used other credible sources per country (typically two) that differed from country to country.

Score: Both indicators are scored (0, 0.5, or 1) as follows: 0 indicates equal legal rights for women and men, 0.5 indicates that the law guarantees the same parental authority to women and men during marriage or after divorce, but there are some customary, traditional, or religious

practices that discriminate against women, and 1 indicates that the law does not guarantee the same parental authority to women and men during marriage or after divorce, or women have no rights to parental authority. We converted the OECD scores into a 0–10 scale.

2Eii. Same-Sex Relationships

2Eii(a). Male-to-male relationship

by *International Lesbian and Gay Association (ILGA)*

Description: The extent to which male-to-male sexual relationships are legal.

Source: Surveys of participating LGBTI (lesbian, gay, bisexual, trans and intersex) organizations.

Score: “Legal,” “Legal in only some areas,” and “Not legal.” We converted the ILGA scores into a 0–10 scale.

2Eii(b). Female-to-female relationship

by *International Lesbian and Gay Association (ILGA)*

Description: The extent to which female-to-female sexual relationships are legal.

Source: Surveys of participating LGBTI (lesbian, gay, bisexual, trans and intersex) organizations.

Score: “Legal,” “Legal in only some areas,” and “Not legal.” We converted the ILGA scores into a 0–10 scale.

2Eiii. Divorce

by *OECD*

Description: To what extent women and men have the same rights to initiate divorce.

Source: Social Institutions and Gender Index (SIGI) country notes cover 160 countries. For the countries that did not have a score in SIGI and are included in our index we used other credible sources per country (typically two) that differed from country to country.

Score: Both indicators are scored (0, 0.5, or 1) as follows: 0 indicates the law guarantees the same rights to initiate divorce to both women and men, 0.5 indicates the law guarantees the same rights to initiate divorce to both men and women, but there are some customary, traditional, or religious practices that prevent or restrict some women’s ability to initiate divorce, and 1 indicates the law does not guarantee the same rights to initiate divorce to men and women, or women have no rights to initiate divorce at all. We converted the OECD scores into a 0–10 scale.

APPENDIX D: HUMAN FREEDOM INDEX 2008

2008 Human Freedom Index Appendix	Hong Kong	New Zealand	Switzerland	Denmark	Australia	Finland	Canada	Norway	Ireland	Luxembourg	Netherlands	Austria
Rank	1	2	3	4	5	6	7	8	9	10	11	12
1A. Rule of Law	7.5	8.1	7.9	8.6	7.8	8.7	7.7	8.7	7.9	8.0	8.3	7.7
i. Procedural Justice	7.9	8.7	-	9.4	8.8	9.7	8.3	9.4	-	-	8.9	8.1
ii. Civil Justice	7.1	7.6	-	7.9	7.2	7.9	7.2	8.2	-	-	8.0	7.4
iii. Criminal Justice	7.6	7.9	-	8.7	7.2	8.7	7.5	8.5	-	-	8.0	7.5
1B. Security and Safety	8.7	9.8	9.9	9.8	9.8	9.7	9.7	9.9	9.7	9.6	9.2	9.9
i. Homicide	9.8	9.5	9.7	9.6	9.5	9.0	9.3	9.7	9.6	9.4	8.2	9.8
ii. Disappearance, Conflict, & Terrorism	7.2	10.0	10.0	10.0	10.0	10.0	10.0	10.0	9.5	9.5	9.5	10.0
iii. Women's Security	9.2	10.0	9.8	9.8	9.8	10.0	9.8	9.8	10.0	10.0	9.8	9.8
2A. Movement	10.0	10.0	10.0	10.0	10.0	10.0	10.0	10.0	10.0	10.0	10.0	10.0
i. Freedom of Foreign Movement	-	10.0	10.0	10.0	10.0	10.0	10.0	10.0	10.0	10.0	10.0	10.0
ii. Freedom of Domestic Movement	-	10.0	10.0	10.0	10.0	10.0	10.0	10.0	10.0	10.0	10.0	10.0
iii. Women's Freedom of Movement	10.0	10.0	10.0	10.0	10.0	10.0	10.0	10.0	10.0	10.0	10.0	10.0
2B. Religion	10.0	10.0	10.0	10.0	10.0	10.0	10.0	10.0	10.0	-	10.0	10.0
i. Freedom to Establish Religious Organizations	10.0	10.0	10.0	10.0	10.0	10.0	10.0	10.0	10.0	-	10.0	10.0
ii. Autonomy of Religious Organizations	10.0	10.0	10.0	10.0	10.0	10.0	10.0	10.0	10.0	-	10.0	10.0
2C. Association, Assembly, & Civil Society	9.5	10.0	10.0	10.0	10.0	10.0	10.0	10.0	10.0	-	10.0	8.9
i. Freedom of Association	10.0	10.0	10.0	10.0	10.0	10.0	10.0	10.0	10.0	-	10.0	10.0
ii. Freedom of Assembly and Demonstration	10.0	10.0	10.0	10.0	10.0	10.0	10.0	10.0	10.0	-	10.0	10.0
iii. Autonomy of Organizations (operational independence from political authority)	8.9	10.0	10.0	10.0	10.0	10.0	10.0	10.0	10.0	-	10.0	8.9
iv. Freedom to Establish Organizations	9.2	10.0	10.0	10.0	10.0	10.0	10.0	10.0	10.0	-	10.0	6.7
2D. Expression & Information	8.7	9.6	9.5	9.7	9.2	9.7	9.3	9.7	9.4	9.5	9.5	9.1
i. Press Killings	10.0	10.0	10.0	10.0	10.0	10.0	10.0	10.0	10.0	10.0	10.0	10.0
ii. Laws and Regulations that Influence Media Content	6.0	9.0	8.3	9.3	8.0	9.0	8.3	9.0	8.7	9.3	9.3	7.3
iii. Political Pressures and Controls on Media Content	7.3	8.8	9.3	9.0	7.8	9.3	8.0	9.3	8.5	9.3	8.3	8.0
iv. Freedom of Access to Foreign Information	10.0	10.0	10.0	10.0	10.0	10.0	10.0	10.0	10.0	-	10.0	10.0
v. State Control over Internet Access	10.0	10.0	10.0	10.0	10.0	10.0	10.0	10.0	10.0	-	10.0	10.0
2E. Relationships	10.0	10.0	10.0	10.0	10.0	10.0	10.0	10.0	10.0	10.0	10.0	10.0
i. Parental Rights	10.0	10.0	10.0	10.0	10.0	10.0	10.0	10.0	10.0	10.0	10.0	10.0
ii. Same-Sex Relationships	-	10.0	10.0	10.0	10.0	10.0	10.0	10.0	10.0	10.0	10.0	10.0
PERSONAL FREEDOM	8.87	9.44	9.39	9.57	9.31	9.56	9.28	9.60	9.34	9.32	9.32	9.19
ECONOMIC FREEDOM	9.17	8.39	8.19	7.82	8.05	7.79	8.02	7.63	7.80	7.65	7.58	7.69
FREEDOM INDEX	9.02	8.92	8.79	8.69	8.68	8.67	8.65	8.62	8.57	8.49	8.45	8.44

APPENDIX D *Continued*

2008 Human Freedom Index Appendix	Cyprus	Estonia	Malta	United States of America	Germany	Belgium	Czech Republic	France	Iceland	Slovakia	Mauritius	Korea, Republic of
Rank	12	14	15	16	17	18	19	20	21	21	23	24
1A. Rule of Law	7.1	7.5	7.5	6.8	7.9	7.5	7.3	7.0	7.8	6.3	6.7	7.5
i. Procedural Justice	-	8.0	-	7.3	8.1	8.4	8.3	7.4	-	-	-	7.7
ii. Civil Justice	-	7.1	-	6.5	8.0	6.8	6.5	6.8	-	-	-	7.2
iii. Criminal Justice	-	7.5	-	6.5	7.6	7.2	7.0	6.9	-	-	-	7.6
1B. Security and Safety	9.7	9.1	9.8	9.1	9.8	9.7	9.8	9.6	10.0	9.8	9.6	9.7
i. Homicide	9.7	7.4	9.4	7.8	9.6	9.2	9.6	9.5	10.0	9.3	8.8	9.6
ii. Disappearance, Conflict, & Terrorism	9.5	10.0	10.0	9.8	10.0	10.0	9.9	9.5	10.0	10.0	10.0	9.5
iii. Women's Security	10.0	10.0	10.0	9.8	9.8	9.8	10.0	9.8	10.0	10.0	10.0	10.0
2A. Movement	10.0	10.0	10.0	10.0	10.0	10.0	10.0	10.0	10.0	10.0	10.0	8.3
i. Freedom of Foreign Movement	10.0	10.0	10.0	10.0	10.0	10.0	10.0	10.0	10.0	10.0	10.0	5.0
ii. Freedom of Domestic Movement	10.0	10.0	10.0	10.0	10.0	10.0	10.0	10.0	10.0	10.0	10.0	10.0
iii. Women's Freedom of Movement	10.0	10.0	10.0	10.0	10.0	10.0	-	10.0	10.0	10.0	10.0	10.0
2B. Religion	10.0	10.0	10.0	8.8	8.8	10.0	10.0	10.0	-	10.0	8.3	10.0
i. Freedom to Establish Religious Organizations	10.0	10.0	10.0	7.5	7.5	10.0	10.0	10.0	-	10.0	10.0	10.0
ii. Autonomy of Religious Organizations	10.0	10.0	10.0	10.0	10.0	10.0	10.0	10.0	-	10.0	6.7	10.0
2C. Association, Assembly, & Civil Society	9.2	10.0	10.0	9.0	10.0	9.7	10.0	9.7	-	9.4	8.6	9.4
i. Freedom of Association	10.0	10.0	10.0	10.0	10.0	10.0	10.0	10.0	-	10.0	10.0	10.0
ii. Freedom of Assembly and Demonstration	10.0	10.0	10.0	10.0	10.0	10.0	10.0	10.0	-	10.0	7.5	10.0
iii. Autonomy of Organizations (operational independence from political authority)	10.0	10.0	10.0	7.8	10.0	8.9	10.0	8.9	-	7.8	7.8	7.8
iv. Freedom to Establish Organizations	6.7	10.0	10.0	8.3	10.0	10.0	10.0	10.0	-	10.0	9.2	10.0
2D. Expression & Information	9.2	9.5	9.3	9.3	8.6	9.6	9.4	9.2	9.6	9.1	8.9	8.1
i. Press Killings	10.0	10.0	10.0	10.0	10.0	10.0	10.0	10.0	10.0	10.0	10.0	10.0
ii. Laws and Regulations that Influence Media Content	8.3	8.7	8.7	8.3	8.0	9.0	8.7	8.0	9.7	7.7	8.0	7.0
iii. Political Pressures and Controls on Media Content	7.8	8.8	7.8	8.0	8.5	9.0	8.3	7.8	9.0	7.8	8.0	7.0
iv. Freedom of Access to Foreign Information	10.0	10.0	10.0	10.0	10.0	10.0	10.0	10.0	-	10.0	8.3	10.0
v. State Control over Internet Access	10.0	10.0	10.0	10.0	6.7	10.0	10.0	10.0	-	10.0	10.0	6.7
2E. Relationships	10.0	10.0	10.0	10.0	10.0	10.0	10.0	10.0	10.0	10.0	7.5	10.0
i. Parental Rights	10.0	10.0	10.0	10.0	10.0	10.0	10.0	10.0	10.0	10.0	10.0	10.0
ii. Same-Sex Relationships	10.0	10.0	10.0	10.0	10.0	10.0	10.0	10.0	10.0	10.0	5.0	10.0
PERSONAL FREEDOM	9.05	9.11	9.26	8.69	9.17	9.23	9.22	9.04	9.38	8.87	8.39	8.89
ECONOMIC FREEDOM	7.83	7.72	7.56	8.06	7.52	7.34	7.25	7.43	7.07	7.58	7.99	7.46
FREEDOM INDEX	8.44	8.42	8.41	8.38	8.34	8.29	8.24	8.23	8.22	8.22	8.19	8.18

APPENDIX D *Continued*

2008 Human Freedom Index Appendix	United Kingdom	Sweden	Chile	Japan	Portugal	Italy	Hungary	Lithuania	Latvia	Poland	Spain	Uruguay
Rank	25	26	27	27	29	30	31	31	33	34	35	36
1A. Rule of Law	7.7	8.5	6.7	7.3	6.6	6.7	6.4	6.5	6.6	7.5	7.3	6.4
i. Procedural Justice	8.3	9.5	7.6	7.3	7.4	7.8	7.4	-	-	9.0	8.5	7.0
ii. Civil Justice	7.2	7.8	6.6	7.7	6.2	5.6	5.5	-	-	6.3	6.5	7.1
iii. Criminal Justice	7.5	8.2	6.0	6.8	6.2	6.7	6.4	-	-	7.3	6.9	5.0
1B. Security and Safety	9.2	9.3	9.5	9.9	9.8	9.8	9.6	8.7	9.2	9.8	8.5	9.1
i. Homicide	9.5	9.7	8.6	9.8	9.5	9.6	9.4	6.2	8.2	9.5	9.6	7.4
ii. Disappearance, Conflict, & Terrorism	10.0	10.0	10.0	10.0	10.0	10.0	9.5	10.0	9.5	10.0	9.4	10.0
iii. Women's Security	8.2	8.2	10.0	10.0	10.0	9.8	9.8	10.0	10.0	10.0	6.5	10.0
2A. Movement	10.0	10.0	10.0	10.0	10.0	10.0	10.0	10.0	10.0	10.0	10.0	10.0
i. Freedom of Foreign Movement	10.0	10.0	10.0	10.0	10.0	10.0	10.0	10.0	10.0	10.0	10.0	10.0
ii. Freedom of Domestic Movement	10.0	10.0	10.0	10.0	10.0	10.0	10.0	10.0	10.0	10.0	10.0	10.0
iii. Women's Freedom of Movement	10.0	10.0	10.0	10.0	10.0	10.0	10.0	10.0	10.0	10.0	10.0	10.0
2B. Religion	8.3	10.0	10.0	5.8	10.0	10.0	10.0	10.0	8.8	8.8	10.0	10.0
i. Freedom to Establish Religious Organizations	10.0	10.0	10.0	5.0	10.0	10.0	10.0	10.0	7.5	7.5	10.0	10.0
ii. Autonomy of Religious Organizations	6.7	10.0	10.0	6.7	10.0	10.0	10.0	10.0	10.0	10.0	10.0	10.0
2C. Association, Assembly, & Civil Society	10.0	10.0	8.8	7.9	10.0	10.0	10.0	9.2	9.1	8.6	10.0	10.0
i. Freedom of Association	10.0	10.0	10.0	10.0	10.0	10.0	10.0	10.0	10.0	10.0	10.0	10.0
ii. Freedom of Assembly and Demonstration	10.0	10.0	7.5	10.0	10.0	10.0	10.0	7.5	7.5	10.0	10.0	10.0
iii. Autonomy of Organizations (operational independence from political authority)	10.0	10.0	7.8	6.7	10.0	10.0	10.0	10.0	8.9	7.8	10.0	10.0
iv. Freedom to Establish Organizations	10.0	10.0	10.0	5.0	10.0	10.0	10.0	9.2	10.0	6.7	10.0	10.0
2D. Expression & Information	9.2	9.6	8.8	9.2	9.4	8.7	9.2	9.3	9.2	9.0	9.0	9.0
i. Press Killings	10.0	10.0	10.0	10.0	10.0	10.0	10.0	10.0	10.0	10.0	10.0	10.0
ii. Laws and Regulations that Influence Media Content	8.0	9.3	7.0	9.3	8.7	6.3	8.3	8.3	8.0	7.3	8.3	7.3
iii. Political Pressures and Controls on Media Content	8.0	8.8	7.0	6.8	8.5	7.3	7.8	8.3	8.0	7.8	6.5	7.8
iv. Freedom of Access to Foreign Information	10.0	10.0	10.0	10.0	10.0	10.0	10.0	10.0	10.0	10.0	10.0	10.0
v. State Control over Internet Access	10.0	10.0	10.0	10.0	10.0	10.0	10.0	10.0	10.0	10.0	10.0	10.0
2E. Relationships	5.0	5.0	5.0	10.0	10.0	10.0	10.0	10.0	10.0	10.0	7.5	10.0
i. Parental Rights	0.0	0.0	0.0	10.0	10.0	10.0	10.0	10.0	10.0	10.0	5.0	10.0
ii. Same-Sex Relationships	10.0	10.0	10.0	10.0	10.0	10.0	10.0	10.0	10.0	10.0	10.0	10.0
PERSONAL FREEDOM	8.49	8.91	8.32	8.61	9.05	9.00	8.92	8.66	8.65	8.97	8.60	8.78
ECONOMIC FREEDOM	7.85	7.40	7.94	7.66	7.17	7.10	7.17	7.41	7.37	7.01	7.37	7.15
FREEDOM INDEX	8.17	8.15	8.13	8.13	8.11	8.05	8.04	8.04	8.01	7.99	7.98	7.97

APPENDIX D *Continued*

2008 Human Freedom Index Appendix	Bulgaria	Greece	Slovenia	Costa Rica	Singapore	Montenegro	Bahamas	Romania	Macedonia	Armenia	Panama	Albania
Rank	37	38	39	40	41	42	43	44	45	46	46	48
1A. Rule of Law	5.3	6.1	6.7	6.2	8.3	5.5	6.4	6.3	5.6	4.9	4.9	4.9
i. Procedural Justice	6.3	7.2	8.2	-	8.3	-	-	7.0	6.0	-	5.8	5.7
ii. Civil Justice	5.7	6.1	6.0	-	7.9	-	-	5.9	5.3	-	5.1	5.1
iii. Criminal Justice	3.9	5.0	5.9	-	8.7	-	-	6.0	5.3	-	3.8	4.1
1B. Security and Safety	9.7	9.7	9.8	8.5	8.8	9.3	5.5	8.6	9.0	9.6	7.5	9.1
i. Homicide	9.1	9.5	9.8	5.5	9.8	8.4	1.6	9.2	9.3	8.9	2.6	8.8
ii. Disappearance, Conflict, & Terrorism	10.0	9.5	9.5	10.0	10.0	9.5	10.0	10.0	9.2	10.0	10.0	10.0
iii. Women's Security	10.0	10.0	10.0	10.0	6.7	10.0	5.0	6.7	8.3	10.0	9.8	8.3
2A. Movement	10.0	10.0	10.0	8.3	6.7	10.0	10.0	10.0	10.0	6.7	10.0	10.0
i. Freedom of Foreign Movement	10.0	10.0	10.0	10.0	5.0	10.0	10.0	10.0	10.0	5.0	10.0	10.0
ii. Freedom of Domestic Movement	10.0	10.0	10.0	5.0	5.0	10.0	10.0	10.0	10.0	5.0	10.0	10.0
iii. Women's Freedom of Movement	10.0	10.0	10.0	10.0	10.0	10.0	10.0	10.0	10.0	10.0	10.0	10.0
2B. Religion	10.0	10.0	6.7	-	4.2	-	-	10.0	-	-	8.3	-
i. Freedom to Establish Religious Organizations	10.0	10.0	10.0	-	5.0	-	-	10.0	-	-	10.0	-
ii. Autonomy of Religious Organizations	10.0	10.0	3.3	-	3.3	-	-	10.0	-	-	6.7	-
2C. Association, Assembly, & Civil Society	9.5	10.0	9.0	-	4.2	-	-	9.1	-	-	9.2	-
i. Freedom of Association	10.0	10.0	10.0	-	5.0	-	-	7.5	-	-	10.0	-
ii. Freedom of Assembly and Demonstration	10.0	10.0	10.0	-	2.5	-	-	10.0	-	-	10.0	-
iii. Autonomy of Organizations (operational independence from political authority)	8.9	10.0	6.7	-	3.3	-	-	8.9	-	-	6.7	-
iv. Freedom to Establish Organizations	9.2	10.0	9.2	-	5.8	-	-	10.0	-	-	10.0	-
2D. Expression & Information	8.6	8.7	9.0	8.8	4.9	7.4	8.8	8.3	7.1	5.4	8.0	6.9
i. Press Killings	10.0	10.0	10.0	10.0	10.0	10.0	10.0	10.0	10.0	10.0	10.0	10.0
ii. Laws and Regulations that Influence Media Content	6.3	7.0	7.7	8.0	2.0	6.3	9.0	5.7	6.0	3.0	4.0	4.7
iii. Political Pressures and Controls on Media Content	6.5	6.5	7.5	8.3	4.3	6.0	7.5	6.0	5.3	3.3	5.8	6.0
iv. Freedom of Access to Foreign Information	10.0	10.0	10.0	-	5.0	-	-	10.0	-	-	10.0	-
v. State Control over Internet Access	10.0	10.0	10.0	-	3.3	-	-	10.0	-	-	10.0	-
2E. Relationships	10.0	10.0	10.0	10.0	5.0	10.0	10.0	5.0	10.0	10.0	10.0	7.5
i. Parental Rights	10.0	10.0	10.0	10.0	5.0	10.0	10.0	0.0	10.0	10.0	-	5.0
ii. Same-Sex Relationships	10.0	10.0	10.0	10.0	5.0	10.0	10.0	10.0	10.0	10.0	10.0	10.0
PERSONAL FREEDOM	8.56	8.81	8.58	8.18	6.77	8.28	7.80	7.97	8.15	7.30	7.64	7.55
ECONOMIC FREEDOM	7.20	6.93	7.08	7.36	8.75	7.22	7.64	7.13	6.85	7.62	7.28	7.30
FREEDOM INDEX	7.88	7.87	7.83	7.77	7.76	7.75	7.72	7.55	7.50	7.46	7.46	7.43

APPENDIX D *Continued*

2008 Human Freedom Index Appendix	Fiji	Israel	Taiwan	El Salvador	Peru	Croatia	Georgia	Belize	Bosnia Herzegovina	Argentina	Barbados	Nicaragua
Rank	48	50	51	52	52	54	55	56	56	58	58	58
1A. Rule of Law	4.3	6.7	6.9	3.9	5.4	5.6	6.0	5.0	6.1	5.3	6.9	4.3
i. Procedural Justice	-	-	-	4.4	7.4	6.3	5.3	-	7.0	6.3	-	4.5
ii. Civil Justice	-	-	-	4.9	4.3	5.1	6.1	-	5.0	5.4	-	4.2
iii. Criminal Justice	-	-	-	2.5	4.5	5.3	6.6	-	6.2	4.3	-	4.2
1B. Security and Safety	9.5	8.0	7.8	6.5	7.9	9.8	7.6	6.7	9.5	9.1	8.8	8.1
i. Homicide	8.4	9.2	-	0.0	5.4	9.4	7.6	0.0	9.3	7.7	6.4	4.8
ii. Disappearance, Conflict, & Terrorism	10.0	4.9	9.0	9.5	8.4	10.0	5.2	10.0	9.4	9.5	10.0	9.5
iii. Women's Security	10.0	9.8	6.7	10.0	9.8	10.0	10.0	10.0	10.0	10.0	10.0	10.0
2A. Movement	8.3	3.3	8.3	10.0	10.0	10.0	10.0	10.0	6.7	10.0	10.0	10.0
i. Freedom of Foreign Movement	5.0	0.0	5.0	10.0	10.0	10.0	10.0	10.0	0.0	10.0	10.0	10.0
ii. Freedom of Domestic Movement	10.0	0.0	10.0	10.0	10.0	10.0	10.0	10.0	10.0	10.0	10.0	10.0
iii. Women's Freedom of Movement	10.0	10.0	10.0	10.0	10.0	10.0	10.0	-	10.0	10.0	-	10.0
2B. Religion	-	10.0	7.1	-	5.4	-	-	-	-	10.0	-	7.1
i. Freedom to Establish Religious Organizations	-	10.0	7.5	-	7.5	-	-	-	-	10.0	-	7.5
ii. Autonomy of Religious Organizations	-	10.0	6.7	-	3.3	-	-	-	-	10.0	-	6.7
2C. Association, Assembly, & Civil Society	-	9.6	8.4	-	7.5	-	-	-	-	9.2	-	6.8
i. Freedom of Association	-	10.0	10.0	-	7.5	-	-	-	-	10.0	-	5.0
ii. Freedom of Assembly and Demonstration	-	10.0	7.5	-	7.5	-	-	-	-	10.0	-	7.5
iii. Autonomy of Organizations (operational independence from political authority)	-	10.0	7.8	-	6.7	-	-	-	-	7.8	-	5.6
iv. Freedom to Establish Organizations	-	8.3	8.3	-	8.3	-	-	-	-	9.2	-	9.2
2D. Expression & Information	6.9	6.7	9.1	7.4	8.1	4.4	2.7	8.4	7.2	8.1	8.8	7.5
i. Press Killings	10.0	0.0	10.0	10.0	10.0	0.0	0.0	10.0	10.0	10.0	10.0	10.0
ii. Laws and Regulations that Influence Media Content	5.3	7.7	7.7	6.7	5.3	7.0	5.3	7.3	7.0	5.7	9.0	5.3
iii. Political Pressures and Controls on Media Content	5.5	6.0	7.8	5.5	5.3	6.3	2.8	8.0	4.5	4.8	7.5	5.3
iv. Freedom of Access to Foreign Information	-	10.0	10.0	-	10.0	-	-	-	-	10.0	-	6.7
v. State Control over Internet Access	-	10.0	10.0	-	10.0	-	-	-	-	10.0	-	10.0
2E. Relationships	10.0	10.0	2.5	10.0	7.5	10.0	10.0	7.5	10.0	10.0	5.0	10.0
i. Parental Rights	10.0	-	5.0	10.0	10.0	10.0	10.0	10.0	10.0	10.0	10.0	10.0
ii. Same-Sex Relationships	10.0	10.0	0.0	10.0	5.0	10.0	10.0	5.0	10.0	10.0	0.0	10.0
PERSONAL FREEDOM	7.67	7.64	7.21	7.16	7.17	7.92	7.18	7.24	7.88	8.32	7.90	7.23
ECONOMIC FREEDOM	7.19	7.19	7.55	7.53	7.53	6.77	7.45	7.22	6.58	6.09	6.51	7.18
FREEDOM INDEX	7.43	7.41	7.38	7.35	7.35	7.34	7.32	7.23	7.23	7.21	7.21	7.21

APPENDIX D *Continued*

2008 Human Freedom Index Appendix	Jamaica	Philippines	Moldova	Ghana	Guatemala	Bahrain	Brazil	Papua New Guinea	United Arab Emirates	Mongolia	Honduras	Namibia
Rank	61	62	63	64	65	66	67	68	68	70	71	72
1A. Rule of Law	4.6	4.2	4.2	5.4	4.6	6.1	5.5	4.2	6.5	5.3	4.3	5.8
i. Procedural Justice	4.4	4.1	4.5	5.8	5.9	-	6.1	-	6.1	5.2	-	-
ii. Civil Justice	5.1	4.3	4.2	6.1	4.1	-	5.5	-	6.0	5.3	-	-
iii. Criminal Justice	4.2	4.2	4.0	4.5	3.7	-	4.9	-	7.5	5.4	-	-
1B. Security and Safety	6.3	8.1	8.8	8.2	6.5	8.6	6.8	7.5	8.8	8.3	6.2	6.2
i. Homicide	0.0	7.4	7.4	7.6	0.0	9.8	0.4	6.3	9.0	6.8	0.0	3.3
ii. Disappearance, Conflict, & Terrorism	9.0	6.8	9.0	9.5	9.5	9.3	10.0	10.0	10.0	9.0	8.5	9.5
iii. Women's Security	10.0	10.0	10.0	7.7	10.0	6.7	10.0	6.3	7.3	9.2	10.0	5.8
2A. Movement	10.0	8.3	8.3	10.0	10.0	8.3	10.0	10.0	5.0	10.0	10.0	10.0
i. Freedom of Foreign Movement	10.0	5.0	5.0	10.0	10.0	10.0	10.0	10.0	0.0	10.0	10.0	10.0
ii. Freedom of Domestic Movement	10.0	10.0	10.0	10.0	10.0	10.0	10.0	10.0	10.0	10.0	10.0	10.0
iii. Women's Freedom of Movement	10.0	10.0	10.0	10.0	10.0	5.0	10.0	10.0	5.0	10.0	10.0	10.0
2B. Religion	-	10.0	-	7.1	7.1	2.9	10.0	-	2.9	5.8	7.1	7.1
i. Freedom to Establish Religious Organizations	-	10.0	-	7.5	7.5	2.5	10.0	-	2.5	5.0	7.5	7.5
ii. Autonomy of Religious Organizations	-	10.0	-	6.7	6.7	3.3	10.0	-	3.3	6.7	6.7	6.7
2C. Association, Assembly, & Civil Society	-	7.8	-	9.0	8.8	5.3	8.6	-	4.0	5.1	7.0	7.3
i. Freedom of Association	-	7.5	-	10.0	10.0	5.0	10.0	-	5.0	5.0	7.5	7.5
ii. Freedom of Assembly and Demonstration	-	10.0	-	10.0	10.0	5.0	10.0	-	2.5	5.0	7.5	7.5
iii. Autonomy of Organizations (operational independence from political authority)	-	7.8	-	7.8	6.7	4.4	7.8	-	3.3	5.6	5.6	6.7
iv. Freedom to Establish Organizations	-	5.8	-	8.3	8.3	6.7	6.7	-	5.0	5.0	7.5	7.5
2D. Expression & Information	9.2	6.9	5.6	9.0	7.6	5.4	8.2	8.6	5.7	7.7	7.2	8.6
i. Press Killings	10.0	4.1	10.0	10.0	10.0	10.0	10.0	10.0	10.0	10.0	10.0	10.0
ii. Laws and Regulations that Influence Media Content	9.0	6.3	3.3	7.3	4.7	2.0	5.0	8.7	2.3	5.7	5.0	7.3
iii. Political Pressures and Controls on Media Content	8.5	4.3	3.5	7.8	3.5	3.3	6.0	7.0	4.3	6.0	4.3	7.5
iv. Freedom of Access to Foreign Information	-	10.0	-	10.0	10.0	8.3	10.0	-	8.3	6.7	10.0	8.3
v. State Control over Internet Access	-	10.0	-	10.0	10.0	3.3	10.0	-	3.3	10.0	6.7	10.0
2E. Relationships	7.5	10.0	10.0	5.0	10.0	5.0	10.0	7.5	5.0	10.0	7.5	7.5
i. Parental Rights	10.0	10.0	10.0	5.0	10.0	0.0	10.0	10.0	10.0	10.0	5.0	10.0
ii. Same-Sex Relationships	5.0	10.0	10.0	5.0	10.0	10.0	10.0	5.0	0.0	10.0	10.0	5.0
PERSONAL FREEDOM	7.18	7.37	7.24	7.42	7.12	6.36	7.76	7.28	6.07	7.27	6.50	7.05
ECONOMIC FREEDOM	7.13	6.89	6.96	6.76	7.03	7.77	6.37	6.77	7.99	6.70	7.34	6.76
FREEDOM INDEX	7.15	7.13	7.10	7.09	7.08	7.07	7.06	7.03	7.03	6.98	6.92	6.91

APPENDIX D *Continued*

2008 Human Freedom Index Appendix	Mexico	Serbia	Thailand	Kazakhstan	Nepal	Paraguay	Rwanda	Haiti	Indonesia	Kyrgyz Republic	Zambia	Turkey
Rank	73	73	73	76	77	78	78	80	80	82	83	84
1A. Rule of Law	4.2	4.7	5.6	4.6	5.1	4.2	5.1	3.6	4.6	4.0	4.4	4.8
i. Procedural Justice	5.0	5.0	6.4	4.2	5.5	-	-	-	4.5	3.9	4.8	4.8
ii. Civil Justice	4.0	4.7	4.3	4.9	4.3	-	-	-	4.9	4.6	4.6	5.5
iii. Criminal Justice	3.5	4.5	5.9	4.6	5.4	-	-	-	4.5	3.5	3.7	4.2
1B. Security and Safety	7.8	9.1	6.7	8.4	8.4	8.1	6.7	8.6	9.1	8.3	8.6	7.4
i. Homicide	5.1	9.4	7.6	5.8	9.6	4.7	0.8	7.9	9.8	6.7	5.7	8.7
ii. Disappearance, Conflict, & Terrorism	8.4	9.5	4.2	9.5	8.9	9.5	9.5	9.5	9.5	10.0	10.0	5.2
iii. Women's Security	9.8	8.3	8.3	10.0	6.7	10.0	10.0	8.3	8.0	8.3	10.0	8.2
2A. Movement	10.0	10.0	10.0	6.7	8.3	10.0	8.3	10.0	8.3	6.7	8.3	8.3
i. Freedom of Foreign Movement	10.0	10.0	10.0	5.0	10.0	10.0	10.0	10.0	10.0	5.0	10.0	10.0
ii. Freedom of Domestic Movement	10.0	10.0	10.0	5.0	10.0	10.0	5.0	10.0	10.0	5.0	5.0	5.0
iii. Women's Freedom of Movement	10.0	10.0	10.0	10.0	5.0	10.0	10.0	10.0	5.0	10.0	10.0	10.0
2B. Religion	7.1	7.1	8.8	7.1	10.0	7.1	-	4.2	4.2	-	5.8	4.2
i. Freedom to Establish Religious Organizations	7.5	7.5	7.5	7.5	10.0	7.5	-	5.0	5.0	-	5.0	5.0
ii. Autonomy of Religious Organizations	6.7	6.7	10.0	6.7	10.0	6.7	-	3.3	3.3	-	6.7	3.3
2C. Association, Assembly, & Civil Society	7.3	7.8	8.4	4.9	7.7	6.8	-	7.3	7.8	-	4.4	5.8
i. Freedom of Association	7.5	7.5	7.5	2.5	7.5	7.5	-	10.0	7.5	-	5.0	5.0
ii. Freedom of Assembly and Demonstration	7.5	10.0	10.0	5.0	7.5	7.5	-	10.0	7.5	-	5.0	5.0
iii. Autonomy of Organizations (operational independence from political authority)	6.7	4.4	7.8	4.4	6.7	5.6	-	3.3	7.8	-	3.3	5.6
iv. Freedom to Establish Organizations	7.5	9.2	8.3	7.5	9.2	6.7	-	5.8	8.3	-	4.2	7.5
2D. Expression & Information	6.5	8.3	4.5	6.1	7.6	6.3	4.4	8.0	7.8	5.0	6.8	5.7
i. Press Killings	4.3	10.0	2.9	10.0	10.0	10.0	10.0	10.0	10.0	10.0	10.0	10.0
ii. Laws and Regulations that Influence Media Content	5.0	5.7	4.7	1.3	5.0	4.0	1.7	5.0	4.0	2.3	3.3	3.0
iii. Political Pressures and Controls on Media Content	3.3	5.8	3.3	2.5	3.0	4.3	1.5	5.0	4.8	2.8	3.8	5.5
iv. Freedom of Access to Foreign Information	10.0	10.0	8.3	6.7	10.0	6.7	-	10.0	10.0	-	6.7	6.7
v. State Control over Internet Access	10.0	10.0	3.3	10.0	10.0	6.7	-	10.0	10.0	-	10.0	3.3
2E. Relationships	10.0	5.0	7.5	10.0	7.5	10.0	10.0	7.5	7.5	10.0	5.0	10.0
i. Parental Rights	10.0	0.0	5.0	10.0	5.0	10.0	10.0	5.0	5.0	10.0	-	10.0
ii. Same-Sex Relationships	10.0	10.0	10.0	10.0	10.0	10.0	10.0	10.0	10.0	10.0	5.0	10.0
PERSONAL FREEDOM	7.09	7.26	6.99	6.73	7.49	7.10	6.74	6.75	6.97	6.70	6.27	6.44
ECONOMIC FREEDOM	6.72	6.53	6.81	7.02	6.19	6.55	6.90	6.83	6.60	6.85	7.18	6.98
FREEDOM INDEX	6.90	6.90	6.90	6.87	6.84	6.82	6.82	6.79	6.79	6.78	6.73	6.71

APPENDIX D *Continued*

2008 Human Freedom Index Appendix	Botswana	Kenya	Bolivia	Dominican Republic	Ecuador	Kuwait	Colombia	South Africa	Ukraine	India	Guyana	Malawi
Rank	85	86	87	88	88	90	91	92	93	94	95	96
1A. Rule of Law	6.2	4.3	3.7	5.1	4.6	6.2	4.8	5.4	4.7	4.3	4.8	4.8
i. Procedural Justice	4.8	4.1	4.4	5.6	5.3	-	4.6	5.9	5.1	4.1	-	4.0
ii. Civil Justice	6.5	4.7	3.8	5.1	4.2	-	5.3	5.5	5.2	4.5	-	5.9
iii. Criminal Justice	7.2	4.0	2.8	4.7	4.4	-	4.3	4.9	3.9	4.4	-	4.5
1B. Security and Safety	7.0	7.7	8.5	6.7	7.3	8.8	5.3	5.1	8.0	7.1	6.4	8.3
i. Homicide	2.6	8.6	6.6	0.2	2.8	9.8	0.0	0.0	7.9	8.6	1.8	7.8
ii. Disappearance, Conflict, & Terrorism	10.0	7.5	9.0	10.0	9.0	10.0	5.8	8.5	9.5	6.8	7.4	9.5
iii. Women's Security	8.3	7.0	10.0	10.0	10.0	6.7	10.0	6.7	6.7	5.8	10.0	7.7
2A. Movement	8.3	5.0	10.0	6.7	10.0	3.3	10.0	8.3	8.3	6.7	10.0	8.3
i. Freedom of Foreign Movement	10.0	5.0	10.0	5.0	10.0	0.0	10.0	10.0	5.0	5.0	10.0	10.0
ii. Freedom of Domestic Movement	5.0	0.0	10.0	5.0	10.0	5.0	10.0	10.0	10.0	10.0	10.0	10.0
iii. Women's Freedom of Movement	10.0	10.0	10.0	10.0	10.0	5.0	10.0	5.0	10.0	5.0	10.0	5.0
2B. Religion	7.1	10.0	7.1	6.3	8.3	4.2	8.3	8.8	10.0	10.0	-	-
i. Freedom to Establish Religious Organizations	7.5	10.0	7.5	2.5	10.0	5.0	10.0	7.5	10.0	10.0	-	-
ii. Autonomy of Religious Organizations	6.7	10.0	6.7	10.0	6.7	3.3	6.7	10.0	10.0	10.0	-	-
2C. Association, Assembly, & Civil Society	6.8	8.4	7.5	7.1	7.6	4.8	8.0	9.1	7.2	8.8	-	-
i. Freedom of Association	7.5	10.0	10.0	7.5	10.0	7.5	7.5	10.0	7.5	10.0	-	-
ii. Freedom of Assembly and Demonstration	7.5	7.5	5.0	7.5	10.0	5.0	7.5	10.0	7.5	7.5	-	-
iii. Autonomy of Organizations (operational independence from political authority)	5.6	7.8	6.7	3.3	4.4	3.3	7.8	8.9	4.4	7.8	-	-
iv. Freedom to Establish Organizations	6.7	8.3	8.3	10.0	5.8	3.3	9.2	7.5	9.2	10.0	-	-
2D. Expression & Information	7.9	7.6	6.3	8.5	8.1	6.4	7.6	8.8	8.0	7.2	8.1	6.4
i. Press Killings	10.0	10.0	0.0	10.0	10.0	10.0	10.0	10.0	10.0	5.1	10.0	10.0
ii. Laws and Regulations that Influence Media Content	7.0	3.0	6.3	7.3	5.0	4.0	5.7	7.0	5.0	6.7	7.7	4.3
iii. Political Pressures and Controls on Media Content	5.8	4.8	5.3	5.3	5.5	4.8	2.5	7.0	5.0	5.8	6.8	4.8
iv. Freedom of Access to Foreign Information	6.7	10.0	10.0	10.0	10.0	6.7	10.0	10.0	10.0	8.3	-	-
v. State Control over Internet Access	10.0	10.0	10.0	10.0	10.0	6.7	10.0	10.0	10.0	10.0	-	-
2E. Relationships	2.5	5.0	10.0	10.0	10.0	2.5	10.0	5.0	7.5	5.0	5.0	7.5
i. Parental Rights	5.0	5.0	10.0	10.0	10.0	0.0	10.0	0.0	5.0	0.0	-	10.0
ii. Same-Sex Relationships	0.0	5.0	10.0	10.0	10.0	5.0	10.0	10.0	10.0	10.0	5.0	5.0
PERSONAL FREEDOM	6.56	6.59	7.15	6.81	7.37	5.89	6.91	6.61	7.28	6.61	6.67	6.99
ECONOMIC FREEDOM	6.85	6.80	6.15	6.45	5.90	7.33	6.27	6.55	5.87	6.51	6.44	6.10
FREEDOM INDEX	6.70	6.69	6.65	6.63	6.63	6.61	6.59	6.58	6.57	6.56	6.55	6.54

APPENDIX D *Continued*

2008 Human Freedom Index Appendix	Jordan	Burkina Faso	Trinidad and Tobago	Tanzania	Russia	Uganda	Madagascar	Benin	Senegal	Malaysia	Oman	Niger
Rank	97	98	98	100	101	102	103	104	104	106	106	108
1A. Rule of Law	5.3	4.9	5.2	4.7	4.3	4.1	4.9	4.5	5.0	5.8	6.4	4.7
i. Procedural Justice	4.2	4.2	-	4.3	3.9	2.7	4.3	-	4.7	5.6	-	-
ii. Civil Justice	6.5	5.9	-	4.8	5.0	5.1	5.3	-	5.8	5.7	-	-
iii. Criminal Justice	5.2	4.5	-	4.9	4.0	4.3	4.9	-	4.6	6.1	-	-
1B. Security and Safety	8.6	7.4	6.1	7.4	7.2	8.4	8.0	8.1	8.5	9.1	8.7	8.0
i. Homicide	9.3	6.8	0.0	4.9	5.4	6.5	5.6	6.6	8.9	9.1	9.7	8.1
ii. Disappearance, Conflict, & Terrorism	10.0	9.5	9.5	9.5	6.2	8.8	8.5	10.0	9.3	10.0	10.0	8.4
iii. Women's Security	6.5	5.8	8.8	7.8	10.0	9.8	10.0	7.8	7.4	8.3	6.3	7.4
2A. Movement	5.0	10.0	10.0	8.3	6.7	5.0	10.0	6.7	8.3	5.0	8.3	6.7
i. Freedom of Foreign Movement	0.0	10.0	10.0	10.0	10.0	0.0	10.0	10.0	5.0	5.0	10.0	5.0
ii. Freedom of Domestic Movement	10.0	10.0	10.0	5.0	0.0	10.0	10.0	0.0	10.0	5.0	10.0	5.0
iii. Women's Freedom of Movement	5.0	10.0	10.0	10.0	10.0	5.0	10.0	10.0	10.0	5.0	5.0	10.0
2B. Religion	1.3	7.5	-	8.8	7.5	5.4	5.4	7.1	10.0	4.6	1.7	8.3
i. Freedom to Establish Religious Organizations	2.5	5.0	-	7.5	5.0	7.5	7.5	7.5	10.0	2.5	0.0	10.0
ii. Autonomy of Religious Organizations	0.0	10.0	-	10.0	10.0	3.3	3.3	6.7	10.0	6.7	3.3	6.7
2C. Association, Assembly, & Civil Society	2.6	7.6	-	7.3	5.4	6.3	6.0	8.2	7.7	5.1	1.5	8.0
i. Freedom of Association	2.5	7.5	-	7.5	2.5	7.5	7.5	10.0	7.5	5.0	2.5	7.5
ii. Freedom of Assembly and Demonstration	2.5	7.5	-	7.5	5.0	7.5	5.0	7.5	7.5	5.0	0.0	7.5
iii. Autonomy of Organizations (operational independence from political authority)	1.1	5.6	-	6.7	6.7	4.4	3.3	7.8	6.7	5.6	1.1	7.8
iv. Freedom to Establish Organizations	4.2	10.0	-	7.5	7.5	5.8	8.3	7.5	9.2	5.0	2.5	9.2
2D. Expression & Information	6.7	8.4	8.5	7.0	5.7	7.7	8.0	8.8	7.4	4.9	3.7	7.0
i. Press Killings	10.0	10.0	10.0	10.0	4.5	10.0	10.0	10.0	10.0	10.0	10.0	10.0
ii. Laws and Regulations that Influence Media Content	3.0	5.7	8.0	4.7	2.3	3.3	5.3	6.3	4.0	2.0	1.7	2.7
iii. Political Pressures and Controls on Media Content	4.0	6.3	7.5	5.3	1.8	5.0	4.5	7.5	4.8	4.0	3.3	3.8
iv. Freedom of Access to Foreign Information	10.0	10.0	-	5.0	10.0	10.0	10.0	10.0	8.3	5.0	3.3	8.3
v. State Control over Internet Access	6.7	10.0	-	10.0	10.0	10.0	10.0	10.0	10.0	3.3	0.0	10.0
2E. Relationships	5.0	7.5	0.0	5.0	10.0	0.0	5.0	5.0	0.0	2.5	0.0	7.5
i. Parental Rights	0.0	5.0	-	10.0	10.0	-	0.0	0.0	0.0	5.0	0.0	5.0
ii. Same-Sex Relationships	10.0	10.0	0.0	0.0	10.0	0.0	10.0	10.0	0.0	0.0	0.0	10.0
PERSONAL FREEDOM	5.53	7.17	5.90	6.67	6.40	5.55	6.67	6.73	6.73	5.94	5.29	6.92
ECONOMIC FREEDOM	7.52	5.87	7.13	6.27	6.52	7.31	6.11	6.03	6.04	6.72	7.36	5.69
FREEDOM INDEX	6.53	6.52	6.52	6.47	6.46	6.43	6.39	6.38	6.38	6.33	6.33	6.31

APPENDIX D *Continued*

2008 Human Freedom Index Appendix												
	Azerbaijan	Mali	Vietnam	Tunisia	Morocco	Sri Lanka	Sierra Leone	Mauritania	Nigeria	Togo	Gabon	Egypt
Rank	109	109	111	112	113	114	115	116	116	116	119	120
1A. Rule of Law	4.3	4.9	5.6	5.2	4.0	5.2	4.8	4.3	3.7	4.2	4.8	4.2
i. Procedural Justice	-	-	6.7	4.9	2.9	4.1	5.3	-	2.8	-	-	3.3
ii. Civil Justice	-	-	4.3	5.6	5.4	5.2	5.4	-	5.3	-	-	4.7
iii. Criminal Justice	-	-	5.7	5.2	3.5	6.2	3.6	-	2.8	-	-	4.5
1B. Security and Safety	9.5	6.1	9.2	8.7	8.6	6.6	8.1	7.4	5.9	8.5	7.5	7.4
i. Homicide	9.2	7.0	8.7	9.1	9.4	7.1	8.7	8.0	2.0	5.9	6.4	9.5
ii. Disappearance, Conflict, & Terrorism	9.4	7.8	9.0	9.5	9.0	2.7	10.0	8.3	9.0	10.0	9.5	9.0
iii. Women's Security	10.0	3.5	10.0	7.5	7.5	10.0	5.8	6.0	6.9	9.6	6.7	3.7
2A. Movement	6.7	8.3	5.0	5.0	8.3	3.3	5.0	5.0	6.7	5.0	1.7	6.7
i. Freedom of Foreign Movement	5.0	10.0	5.0	0.0	5.0	0.0	5.0	5.0	10.0	5.0	0.0	0.0
ii. Freedom of Domestic Movement	5.0	5.0	0.0	5.0	10.0	0.0	0.0	0.0	5.0	0.0	0.0	10.0
iii. Women's Freedom of Movement	10.0	10.0	10.0	10.0	10.0	10.0	10.0	10.0	5.0	10.0	5.0	10.0
2B. Religion	3.8	8.3	4.2	1.3	1.3	8.3	-	2.9	6.7	7.1	8.3	4.2
i. Freedom to Establish Religious Organizations	7.5	10.0	5.0	2.5	2.5	10.0	-	2.5	10.0	7.5	10.0	5.0
ii. Autonomy of Religious Organizations	0.0	6.7	3.3	0.0	0.0	6.7	-	3.3	3.3	6.7	6.7	3.3
2C. Association, Assembly, & Civil Society	4.2	8.1	2.7	3.9	5.6	7.7	-	6.6	7.1	6.3	5.9	3.6
i. Freedom of Association	2.5	10.0	2.5	2.5	5.0	7.5	-	7.5	7.5	10.0	5.0	2.5
ii. Freedom of Assembly and Demonstration	2.5	10.0	2.5	2.5	5.0	7.5	-	5.0	5.0	5.0	5.0	2.5
iii. Autonomy of Organizations (operational independence from political authority)	3.3	3.3	3.3	5.6	5.6	6.7	-	5.6	6.7	4.4	4.4	4.4
iv. Freedom to Establish Organizations	8.3	9.2	2.5	5.0	6.7	9.2	-	8.3	9.2	5.8	9.2	5.0
2D. Expression & Information	6.5	9.0	3.8	3.7	6.3	5.0	6.3	7.0	7.9	6.5	6.9	5.6
i. Press Killings	10.0	10.0	10.0	10.0	10.0	0.0	10.0	10.0	10.0	10.0	10.0	10.0
ii. Laws and Regulations that Influence Media Content	1.7	7.0	0.7	1.0	2.0	3.0	4.7	4.0	5.0	2.3	2.0	3.0
iii. Political Pressures and Controls on Media Content	2.3	7.8	1.8	2.3	4.3	2.0	4.3	4.5	4.5	3.3	4.3	4.8
iv. Freedom of Access to Foreign Information	8.3	10.0	3.3	5.0	8.3	10.0	-	6.7	10.0	6.7	8.3	6.7
v. State Control over Internet Access	10.0	10.0	3.3	0.0	6.7	10.0	-	10.0	10.0	10.0	10.0	3.3
2E. Relationships	7.5	5.0	10.0	5.0	5.0	5.0	5.0	5.0	6.3	5.0	5.0	2.5
i. Parental Rights	5.0	0.0	10.0	10.0	10.0	10.0	-	10.0	10.0	10.0	0.0	5.0
ii. Same-Sex Relationships	10.0	10.0	10.0	0.0	0.0	0.0	5.0	0.0	2.5	0.0	10.0	0.0
PERSONAL FREEDOM	6.32	6.62	6.28	5.36	5.80	5.88	5.95	5.59	5.87	6.17	5.86	5.15
ECONOMIC FREEDOM	6.21	5.90	6.19	6.90	6.38	6.24	6.00	6.35	6.08	5.77	5.95	6.62
FREEDOM INDEX	6.26	6.26	6.23	6.13	6.09	6.06	5.98	5.97	5.97	5.97	5.91	5.88

APPENDIX D *Continued*

2008 Human Freedom Index Appendix	Mozambique	Bangladesh	Lesotho	Côte d'Ivoire	Cameroon	China	Syria	Central African Republic	Congo, Republic of	Guinea-Bissau	Congo, Democratic Republic of
Rank	121	122	122	124	125	126	127	128	129	130	131
1A. Rule of Law	4.8	3.5	5.1	3.8	3.4	4.7	4.8	3.7	3.9	3.7	3.3
i. Procedural Justice	-	3.4	-	2.7	3.5	4.3	-	-	-	-	-
ii. Civil Justice	-	3.2	-	5.1	3.5	4.3	-	-	-	-	-
iii. Criminal Justice	-	3.8	-	3.7	3.2	5.4	-	-	-	-	-
1B. Security and Safety	6.9	7.8	5.0	6.5	7.9	8.4	8.4	7.3	7.3	7.2	5.5
i. Homicide	5.0	8.9	0.0	4.6	7.0	9.6	8.9	5.3	5.0	6.6	0.0
ii. Disappearance, Conflict, & Terrorism	9.0	8.0	10.0	8.0	9.0	9.0	7.9	9.5	9.0	10.0	6.5
iii. Women's Security	6.7	6.7	5.0	6.8	7.7	6.7	8.3	7.0	8.0	5.0	9.8
2A. Movement	5.0	6.7	8.3	6.7	1.7	3.3	5.0	5.0	6.7	10.0	3.3
i. Freedom of Foreign Movement	10.0	5.0	10.0	10.0	0.0	0.0	0.0	5.0	0.0	10.0	0.0
ii. Freedom of Domestic Movement	0.0	10.0	10.0	0.0	0.0	0.0	5.0	0.0	10.0	10.0	0.0
iii. Women's Freedom of Movement	5.0	5.0	5.0	10.0	5.0	10.0	10.0	10.0	10.0	-	10.0
2B. Religion	7.1	5.8	-	7.1	8.8	0.0	5.8	8.8	8.3	-	10.0
i. Freedom to Establish Religious Organizations	7.5	5.0	-	7.5	7.5	0.0	5.0	7.5	10.0	-	10.0
ii. Autonomy of Religious Organizations	6.7	6.7	-	6.7	10.0	0.0	6.7	10.0	6.7	-	10.0
2C. Association, Assembly, & Civil Society	7.5	6.3	-	5.3	7.8	1.3	1.4	6.9	5.8	-	6.1
i. Freedom of Association	7.5	7.5	-	5.0	7.5	2.5	0.0	7.5	7.5	-	7.5
ii. Freedom of Assembly and Demonstration	7.5	7.5	-	5.0	7.5	0.0	0.0	7.5	5.0	-	5.0
iii. Autonomy of Organizations (operational independence from political authority)	6.7	4.4	-	4.4	7.8	0.0	2.2	4.4	2.2	-	4.4
iv. Freedom to Establish Organizations	8.3	5.8	-	6.7	8.3	2.5	3.3	8.3	8.3	-	7.5
2D. Expression & Information	8.5	7.3	6.9	7.3	7.5	3.4	3.1	7.3	7.6	6.5	6.7
i. Press Killings	10.0	10.0	10.0	10.0	10.0	10.0	10.0	10.0	10.0	10.0	10.0
ii. Laws and Regulations that Influence Media Content	6.0	3.3	5.3	3.0	3.3	0.7	0.3	3.7	4.3	5.0	1.7
iii. Political Pressures and Controls on Media Content	6.3	3.3	5.3	3.3	4.0	1.3	1.8	4.3	5.3	4.5	2.0
iv. Freedom of Access to Foreign Information	10.0	10.0	-	10.0	10.0	5.0	3.3	8.3	8.3	-	10.0
v. State Control over Internet Access	10.0	10.0	-	10.0	10.0	0.0	0.0	10.0	10.0	-	10.0
2E. Relationships	2.5	0.0	2.5	5.0	2.5	10.0	5.0	5.0	7.5	5.0	7.5
i. Parental Rights	5.0	0.0	0.0	0.0	5.0	10.0	10.0	0.0	5.0	0.0	5.0
ii. Same-Sex Relationships	0.0	0.0	5.0	10.0	0.0	10.0	0.0	10.0	10.0	10.0	10.0
PERSONAL FREEDOM	5.99	5.45	5.47	5.69	5.63	5.07	5.34	6.04	6.40	6.30	5.56
ECONOMIC FREEDOM	5.71	6.21	6.18	5.67	5.70	6.25	5.92	5.20	4.78	4.84	5.31
FREEDOM INDEX	5.85	5.83	5.83	5.68	5.67	5.66	5.63	5.62	5.59	5.57	5.43

APPENDIX D *Continued*

2008 Human Freedom Index Appendix	Burundi	Ethiopia	Iran	Chad	Venezuela	Pakistan	Algeria	Zimbabwe	Angola	Myanmar	Average
Rank	132	133	133	135	135	137	138	139	140	141	
1A. Rule of Law	3.9	4.5	4.3	3.5	3.1	3.5	4.5	3.7	3.8	3.4	5.52
i. Procedural Justice	-	4.0	2.2	-	3.0	2.6	-	2.7	-	-	5.83
ii. Civil Justice	-	4.6	6.2	-	3.8	3.9	-	4.0	-	-	5.63
iii. Criminal Justice	-	4.9	4.5	-	2.4	3.9	-	4.3	-	-	5.38
1B. Security and Safety	6.8	6.2	7.9	5.8	6.7	5.6	7.9	6.7	7.3	6.5	8.20
i. Homicide	6.8	5.2	8.4	7.1	0.0	7.1	9.6	5.8	6.0	3.9	7.00
ii. Disappearance, Conflict, & Terrorism	5.4	7.6	7.7	4.9	10.0	4.0	7.5	6.2	8.5	6.4	9.00
iii. Women's Security	8.3	5.7	7.5	5.5	10.0	5.7	6.7	8.2	7.5	9.2	8.61
2A. Movement	8.3	8.3	3.3	6.7	8.3	3.3	5.0	1.7	3.3	3.3	8.20
i. Freedom of Foreign Movement	10.0	10.0	0.0	5.0	5.0	5.0	5.0	0.0	0.0	0.0	7.64
ii. Freedom of Domestic Movement	5.0	5.0	5.0	5.0	10.0	0.0	5.0	0.0	0.0	0.0	7.71
iii. Women's Freedom of Movement	10.0	10.0	5.0	10.0	10.0	5.0	5.0	5.0	10.0	10.0	9.20
2B. Religion	-	7.1	-	8.8	7.1	4.2	1.3	8.3	4.2	-	7.57
i. Freedom to Establish Religious Organizations	-	7.5	-	7.5	7.5	5.0	2.5	10.0	5.0	-	7.79
ii. Autonomy of Religious Organizations	-	6.7	-	10.0	6.7	3.3	0.0	6.7	3.3	-	7.35
2C. Association, Assembly, & Civil Society	-	2.4	-	6.4	5.7	7.1	4.5	4.5	2.1	-	7.45
i. Freedom of Association	-	2.5	-	7.5	7.5	5.0	5.0	5.0	2.5	-	7.81
ii. Freedom of Assembly and Demonstration	-	2.5	-	5.0	5.0	7.5	5.0	5.0	2.5	-	7.46
iii. Autonomy of Organizations (operational independence from political authority)	-	1.1	-	5.6	4.4	6.7	2.2	2.2	0.0	-	6.61
iv. Freedom to Establish Organizations	-	3.3	-	7.5	5.8	9.2	5.8	5.8	3.3	-	7.92
2D. Expression & Information	5.2	4.0	3.9	6.2	6.2	6.1	6.1	5.5	7.4	3.5	7.45
i. Press Killings	10.0	10.0	10.0	10.0	10.0	3.7	10.0	10.0	10.0	10.0	9.39
ii. Laws and Regulations that Influence Media Content	3.0	1.7	0.3	2.0	1.3	3.7	2.7	0.3	4.0	0.0	5.45
iii. Political Pressures and Controls on Media Content	2.5	1.8	1.5	2.3	3.0	3.3	4.3	2.0	4.5	0.5	5.52
iv. Freedom of Access to Foreign Information	-	6.7	-	6.7	10.0	10.0	6.7	5.0	8.3	-	8.93
v. State Control over Internet Access	-	0.0	-	10.0	6.7	10.0	6.7	10.0	10.0	-	8.81
2E. Relationships	5.0	2.5	0.0	5.0	10.0	0.0	0.0	2.5	2.5	7.5	7.28
i. Parental Rights	10.0	5.0	0.0	0.0	-	0.0	0.0	0.0	5.0	10.0	7.14
ii. Same-Sex Relationships	0.0	0.0	0.0	10.0	10.0	0.0	0.0	5.0	0.0	5.0	7.48
PERSONAL FREEDOM	5.76	5.10	4.25	5.62	6.17	4.35	4.78	4.85	4.73	4.87	7.23
ECONOMIC FREEDOM	5.07	5.41	6.25	4.87	4.30	6.02	5.41	4.59	4.55	3.89	6.78
FREEDOM INDEX	5.42	5.25	5.25	5.24	5.24	5.18	5.09	4.72	4.64	4.38	7.01

APPENDIX E: HUMAN FREEDOM INDEX 2010

2010 Human Freedom Index Appendix	Hong Kong	Switzerland	New Zealand	Denmark	Finland	Australia	Canada	Norway	Sweden	Ireland	United Kingdom	Estonia
Rank	1	2	3	4	4	6	7	8	9	10	10	12
1A. Rule of Law	7.5	7.9	8.1	8.6	8.7	7.8	7.7	8.7	8.5	7.9	7.7	7.5
i. Procedural Justice	7.9	-	8.7	9.4	9.7	8.8	8.3	9.4	9.5	-	8.3	8.0
ii. Civil Justice	7.1	-	7.6	7.9	7.9	7.2	7.2	8.2	7.8	-	7.2	7.1
iii. Criminal Justice	7.6	-	7.9	8.7	8.7	7.2	7.5	8.5	8.2	-	7.5	7.5
1B. Security and Safety	8.8	9.9	9.9	9.8	9.7	9.8	9.8	9.9	9.8	9.6	9.8	9.3
i. Homicide	9.8	9.7	9.6	9.7	9.1	9.6	9.4	9.8	9.6	9.5	9.5	7.8
ii. Disappearance, Conflict, & Terrorism	7.5	10.0	10.0	10.0	10.0	10.0	10.0	10.0	10.0	9.4	10.0	10.0
iii. Women's Security	9.2	9.8	10.0	9.8	10.0	9.8	9.8	9.8	9.8	10.0	9.8	10.0
2A. Movement	10.0	10.0	10.0	10.0	10.0	10.0	10.0	10.0	10.0	10.0	10.0	10.0
i. Freedom of Foreign Movement	-	10.0	10.0	10.0	10.0	10.0	10.0	10.0	10.0	10.0	10.0	10.0
ii. Freedom of Domestic Movement	-	10.0	10.0	10.0	10.0	10.0	10.0	10.0	10.0	10.0	10.0	10.0
iii. Women's Freedom of Movement	10.0	10.0	10.0	10.0	10.0	10.0	10.0	10.0	10.0	10.0	10.0	10.0
2B. Religion	10.0	10.0	10.0	10.0	10.0	10.0	10.0	10.0	10.0	10.0	8.3	10.0
i. Freedom to Establish Religious Organizations	10.0	10.0	10.0	10.0	10.0	10.0	10.0	10.0	10.0	10.0	10.0	10.0
ii. Autonomy of Religious Organizations	10.0	10.0	10.0	10.0	10.0	10.0	10.0	10.0	10.0	10.0	6.7	10.0
2C. Association, Assembly, & Civil Society	9.5	10.0	10.0	10.0	10.0	10.0	10.0	10.0	10.0	10.0	10.0	10.0
i. Freedom of Association	10.0	10.0	10.0	10.0	10.0	10.0	10.0	10.0	10.0	10.0	10.0	10.0
ii. Freedom of Assembly and Demonstration	10.0	10.0	10.0	10.0	10.0	10.0	10.0	10.0	10.0	10.0	10.0	10.0
iii. Autonomy of Organizations (operational independence from political authority)	8.9	10.0	10.0	10.0	10.0	10.0	10.0	10.0	10.0	10.0	10.0	10.0
iv. Freedom to Establish Organizations	9.2	10.0	10.0	10.0	10.0	10.0	10.0	10.0	10.0	10.0	10.0	10.0
2D. Expression & Information	8.7	9.5	9.6	9.7	9.7	9.2	9.3	9.7	9.6	9.4	9.2	9.5
i. Press Killings	10.0	10.0	10.0	10.0	10.0	10.0	10.0	10.0	10.0	10.0	10.0	10.0
ii. Laws and Regulations that Influence Media Content	6.0	8.3	9.0	9.3	9.0	8.0	8.3	9.0	9.3	8.7	8.0	8.7
iii. Political Pressures and Controls on Media Content	7.3	9.3	8.8	9.0	9.3	7.8	8.0	9.3	8.8	8.5	8.0	8.8
iv. Freedom of Access to Foreign Information	10.0	10.0	10.0	10.0	10.0	10.0	10.0	10.0	10.0	10.0	10.0	10.0
v. State Control over Internet Access	10.0	10.0	10.0	10.0	10.0	10.0	10.0	10.0	10.0	10.0	10.0	10.0
2E. Relationships	10.0	10.0	10.0	10.0	10.0	10.0	10.0	10.0	10.0	10.0	10.0	10.0
i. Parental Rights	10.0	10.0	10.0	10.0	10.0	10.0	10.0	10.0	10.0	10.0	10.0	10.0
ii. Same-Sex Relationships	-	10.0	10.0	10.0	10.0	10.0	10.0	10.0	10.0	10.0	10.0	10.0
PERSONAL FREEDOM	8.90	9.39	9.45	9.58	9.57	9.32	9.29	9.61	9.54	9.33	9.12	9.14
ECONOMIC FREEDOM	8.96	8.24	8.08	7.70	7.72	7.94	7.94	7.46	7.51	7.59	7.80	7.75
FREEDOM INDEX	8.93	8.82	8.76	8.64	8.64	8.63	8.62	8.53	8.52	8.46	8.46	8.45

APPENDIX E *Continued*

2010 Human Freedom Index Appendix	Malta	Luxembourg	Netherlands	Cyprus	Austria	Germany	Belgium	United States of America	Spain	Czech Republic	Korea, Republic of	Mauritius
Rank	13	14	15	16	17	18	19	20	21	22	23	24
1A. Rule of Law	7.5	8.0	8.3	7.1	7.7	7.9	7.5	6.8	7.3	7.3	7.5	6.7
i. Procedural Justice	-	-	8.9	-	8.1	8.1	8.4	7.3	8.5	8.3	7.7	-
ii. Civil Justice	-	-	8.0	-	7.4	8.0	6.8	6.5	6.5	6.5	7.2	-
iii. Criminal Justice	-	-	8.0	-	7.5	7.6	7.2	6.5	6.9	7.0	7.6	-
1B. Security and Safety	9.9	9.7	9.3	9.7	9.9	9.8	9.7	9.3	9.8	9.7	9.7	9.6
i. Homicide	9.6	9.2	8.7	9.7	9.8	9.7	9.3	8.1	9.7	9.6	9.6	8.9
ii. Disappearance, Conflict, & Terrorism	10.0	10.0	9.5	9.5	10.0	10.0	10.0	9.9	10.0	9.5	9.5	10.0
iii. Women's Security	10.0	10.0	9.8	10.0	9.8	9.8	9.8	9.8	9.8	10.0	10.0	10.0
2A. Movement	10.0	10.0	10.0	10.0	10.0	10.0	10.0	10.0	10.0	10.0	8.3	10.0
i. Freedom of Foreign Movement	10.0	10.0	10.0	10.0	10.0	10.0	10.0	10.0	10.0	10.0	5.0	10.0
ii. Freedom of Domestic Movement	10.0	10.0	10.0	10.0	10.0	10.0	10.0	10.0	10.0	10.0	10.0	10.0
iii. Women's Freedom of Movement	10.0	10.0	10.0	10.0	10.0	10.0	10.0	10.0	10.0	-	10.0	10.0
2B. Religion	10.0	-	10.0	10.0	10.0	8.8	10.0	8.8	10.0	10.0	10.0	8.3
i. Freedom to Establish Religious Organizations	10.0	-	10.0	10.0	10.0	7.5	10.0	7.5	10.0	10.0	10.0	10.0
ii. Autonomy of Religious Organizations	10.0	-	10.0	10.0	10.0	10.0	10.0	10.0	10.0	10.0	10.0	6.7
2C. Association, Assembly, & Civil Society	10.0	-	10.0	9.2	8.9	10.0	9.7	9.0	10.0	10.0	9.4	8.6
i. Freedom of Association	10.0	-	10.0	10.0	10.0	10.0	10.0	10.0	10.0	10.0	10.0	10.0
ii. Freedom of Assembly and Demonstration	10.0	-	10.0	10.0	10.0	10.0	10.0	10.0	10.0	10.0	10.0	7.5
iii. Autonomy of Organizations (operational independence from political authority)	10.0	-	10.0	10.0	8.9	10.0	8.9	7.8	10.0	10.0	7.8	7.8
iv. Freedom to Establish Organizations	10.0	-	10.0	6.7	6.7	10.0	10.0	8.3	10.0	10.0	10.0	9.2
2D. Expression & Information	9.3	9.5	9.5	9.2	9.1	8.6	9.6	9.3	9.0	9.4	8.1	8.9
i. Press Killings	10.0	10.0	10.0	10.0	10.0	10.0	10.0	10.0	10.0	10.0	10.0	10.0
ii. Laws and Regulations that Influence Media Content	8.7	9.3	9.3	8.3	7.3	8.0	9.0	8.3	8.3	8.7	7.0	8.0
iii. Political Pressures and Controls on Media Content	7.8	9.3	8.3	7.8	8.0	8.5	9.0	8.0	6.5	8.3	7.0	8.0
iv. Freedom of Access to Foreign Information	10.0	-	10.0	10.0	10.0	10.0	10.0	10.0	10.0	10.0	10.0	8.3
v. State Control over Internet Access	10.0	-	10.0	10.0	10.0	6.7	10.0	10.0	10.0	10.0	6.7	10.0
2E. Relationships	10.0	10.0	10.0	10.0	10.0	10.0	10.0	10.0	10.0	10.0	10.0	7.5
i. Parental Rights	10.0	10.0	10.0	10.0	10.0	10.0	10.0	10.0	10.0	10.0	10.0	10.0
ii. Same-Sex Relationships	10.0	10.0	10.0	10.0	10.0	10.0	10.0	10.0	10.0	10.0	10.0	5.0
PERSONAL FREEDOM	9.28	9.35	9.36	9.05	9.19	9.17	9.24	8.73	9.18	9.19	8.89	8.41
ECONOMIC FREEDOM	7.56	7.46	7.40	7.69	7.54	7.50	7.34	7.76	7.28	7.19	7.47	7.93
FREEDOM INDEX	8.42	8.40	8.38	8.37	8.36	8.34	8.29	8.24	8.23	8.19	8.18	8.17

APPENDIX E *Continued*

2010 Human Freedom Index Appendix	Lithuania	France	Chile	Slovakia	Hungary	Romania	Italy	Japan	Uruguay	Poland	Portugal	Singapore
Rank	25	26	27	27	29	29	31	32	33	34	35	36
1A. Rule of Law	6.5	7.0	6.7	6.3	6.4	6.3	6.7	7.3	6.4	7.5	6.6	8.3
i. Procedural Justice	-	7.4	7.6	-	7.4	7.0	7.8	7.3	7.0	9.0	7.4	8.3
ii. Civil Justice	-	6.8	6.6	-	5.5	5.9	5.6	7.7	7.1	6.3	6.2	7.9
iii. Criminal Justice	-	6.9	6.0	-	6.4	6.0	6.7	6.8	5.0	7.3	6.2	8.7
1B. Security and Safety	9.1	9.6	9.6	9.6	9.6	9.8	9.8	9.9	9.2	9.9	9.8	9.9
i. Homicide	7.2	9.6	8.7	9.4	9.5	9.3	9.6	9.8	7.6	9.6	9.5	9.8
ii. Disappearance, Conflict, & Terrorism	10.0	9.5	10.0	9.5	9.5	10.0	10.0	10.0	10.0	10.0	10.0	10.0
iii. Women's Security	10.0	9.8	10.0	10.0	9.8	10.0	9.8	10.0	10.0	10.0	10.0	10.0
2A. Movement	10.0	8.3	10.0	10.0	10.0	10.0	10.0	10.0	10.0	10.0	10.0	6.7
i. Freedom of Foreign Movement	10.0	10.0	10.0	10.0	10.0	10.0	10.0	10.0	10.0	10.0	10.0	5.0
ii. Freedom of Domestic Movement	10.0	5.0	10.0	10.0	10.0	10.0	10.0	10.0	10.0	10.0	10.0	5.0
iii. Women's Freedom of Movement	10.0	10.0	10.0	10.0	10.0	10.0	10.0	10.0	10.0	10.0	10.0	10.0
2B. Religion	10.0	10.0	10.0	10.0	10.0	10.0	10.0	5.8	10.0	8.8	10.0	4.2
i. Freedom to Establish Religious Organizations	10.0	10.0	10.0	10.0	10.0	10.0	10.0	5.0	10.0	7.5	10.0	5.0
ii. Autonomy of Religious Organizations	10.0	10.0	10.0	10.0	10.0	10.0	10.0	6.7	10.0	10.0	10.0	3.3
2C. Association, Assembly, & Civil Society	9.2	9.7	8.8	9.4	10.0	9.1	10.0	7.9	10.0	8.6	10.0	4.2
i. Freedom of Association	10.0	10.0	10.0	10.0	10.0	7.5	10.0	10.0	10.0	10.0	10.0	5.0
ii. Freedom of Assembly and Demonstration	7.5	10.0	7.5	10.0	10.0	10.0	10.0	10.0	10.0	10.0	10.0	2.5
iii. Autonomy of Organizations (operational independence from political authority)	10.0	8.9	7.8	7.8	10.0	8.9	10.0	6.7	10.0	7.8	10.0	3.3
iv. Freedom to Establish Organizations	9.2	10.0	10.0	10.0	10.0	10.0	10.0	5.0	10.0	6.7	10.0	5.8
2D. Expression & Information	9.3	9.2	8.8	9.1	9.2	8.3	8.7	9.2	9.0	9.0	9.4	4.9
i. Press Killings	10.0	10.0	10.0	10.0	10.0	10.0	10.0	10.0	10.0	10.0	10.0	10.0
ii. Laws and Regulations that Influence Media Content	8.3	8.0	7.0	7.7	8.3	5.7	6.3	9.3	7.3	7.3	8.7	2.0
iii. Political Pressures and Controls on Media Content	8.3	7.8	7.0	7.8	7.8	6.0	7.3	6.8	7.8	7.8	8.5	4.3
iv. Freedom of Access to Foreign Information	10.0	10.0	10.0	10.0	10.0	10.0	10.0	10.0	10.0	10.0	10.0	5.0
v. State Control over Internet Access	10.0	10.0	10.0	10.0	10.0	10.0	10.0	10.0	10.0	10.0	10.0	3.3
2E. Relationships	10.0	10.0	5.0	10.0	10.0	10.0	10.0	10.0	10.0	10.0	10.0	7.5
i. Parental Rights	10.0	10.0	0.0	10.0	10.0	10.0	10.0	10.0	10.0	10.0	10.0	10.0
ii. Same-Sex Relationships	10.0	10.0	10.0	10.0	10.0	10.0	10.0	10.0	10.0	10.0	10.0	5.0
PERSONAL FREEDOM	8.74	8.88	8.33	8.83	8.92	8.76	9.00	8.61	8.80	8.98	9.05	7.30
ECONOMIC FREEDOM	7.55	7.38	7.91	7.42	7.28	7.45	7.15	7.53	7.31	7.10	6.96	8.66
FREEDOM INDEX	8.15	8.13	8.12	8.12	8.10	8.10	8.08	8.07	8.05	8.04	8.01	7.98

APPENDIX E *Continued*

2010 Human Freedom Index Appendix	Bulgaria	Latvia	Taiwan	Iceland	Israel	Montenegro	Georgia	Greece	Costa Rica	Slovenia	Bahamas	Macedonia
Rank	37	37	39	40	40	42	43	44	45	46	47	48
1A. Rule of Law	5.3	6.6	6.9	7.8	6.7	5.5	6.0	6.1	6.2	6.7	6.4	5.6
i. Procedural Justice	6.3	-	-	-	-	-	5.3	7.2	-	8.2	-	6.0
ii. Civil Justice	5.7	-	-	-	-	-	6.1	6.1	-	6.0	-	5.3
iii. Criminal Justice	3.9	-	-	-	-	-	6.6	5.0	-	5.9	-	5.3
1B. Security and Safety	9.7	9.6	8.0	9.9	9.2	9.5	8.5	9.6	8.5	9.7	5.0	9.0
i. Homicide	9.2	8.7	-	9.8	9.2	9.0	8.3	9.4	5.5	9.7	0.0	9.2
ii. Disappearance, Conflict, & Terrorism	10.0	10.0	9.4	10.0	8.6	9.5	7.3	9.5	10.0	9.5	10.0	9.5
iii. Women's Security	10.0	10.0	6.7	10.0	9.8	10.0	10.0	10.0	10.0	10.0	5.0	8.3
2A. Movement	10.0	10.0	10.0	10.0	6.7	10.0	10.0	10.0	6.7	10.0	10.0	10.0
i. Freedom of Foreign Movement	10.0	10.0	10.0	10.0	10.0	10.0	10.0	10.0	5.0	10.0	10.0	10.0
ii. Freedom of Domestic Movement	10.0	10.0	10.0	10.0	0.0	10.0	10.0	10.0	5.0	10.0	10.0	10.0
iii. Women's Freedom of Movement	10.0	10.0	10.0	10.0	10.0	10.0	10.0	10.0	10.0	10.0	10.0	10.0
2B. Religion	10.0	8.8	7.1	-	10.0	-	-	10.0	-	6.7	-	-
i. Freedom to Establish Religious Organizations	10.0	7.5	7.5	-	10.0	-	-	10.0	-	10.0	-	-
ii. Autonomy of Religious Organizations	10.0	10.0	6.7	-	10.0	-	-	10.0	-	3.3	-	-
2C. Association, Assembly, & Civil Society	9.5	9.1	8.4	-	9.6	-	-	10.0	-	9.0	-	-
i. Freedom of Association	10.0	10.0	10.0	-	10.0	-	-	10.0	-	10.0	-	-
ii. Freedom of Assembly and Demonstration	10.0	7.5	7.5	-	10.0	-	-	10.0	-	10.0	-	-
iii. Autonomy of Organizations (operational independence from political authority)	8.9	8.9	7.8	-	10.0	-	-	10.0	-	6.7	-	-
iv. Freedom to Establish Organizations	9.2	10.0	8.3	-	8.3	-	-	10.0	-	9.2	-	-
2D. Expression & Information	8.6	9.2	9.1	9.6	8.7	7.4	6.0	6.9	8.8	9.0	8.8	7.1
i. Press Killings	10.0	10.0	10.0	10.0	10.0	10.0	10.0	1.2	10.0	10.0	10.0	10.0
ii. Laws and Regulations that Influence Media Content	6.3	8.0	7.7	9.7	7.7	6.3	5.3	7.0	8.0	7.7	9.0	6.0
iii. Political Pressures and Controls on Media Content	6.5	8.0	7.8	9.0	6.0	6.0	2.8	6.5	8.3	7.5	7.5	5.3
iv. Freedom of Access to Foreign Information	10.0	10.0	10.0	-	10.0	-	-	10.0	-	10.0	-	-
v. State Control over Internet Access	10.0	10.0	10.0	-	10.0	-	-	10.0	-	10.0	-	-
2E. Relationships	10.0	10.0	10.0	10.0	10.0	10.0	10.0	10.0	10.0	10.0	10.0	10.0
i. Parental Rights	10.0	10.0	10.0	10.0	-	10.0	10.0	10.0	10.0	10.0	10.0	10.0
ii. Same-Sex Relationships	10.0	10.0	-	10.0	10.0	10.0	10.0	10.0	10.0	10.0	10.0	10.0
PERSONAL FREEDOM	8.57	8.74	8.18	9.36	8.48	8.33	7.97	8.62	7.90	8.58	7.66	8.17
ECONOMIC FREEDOM	7.32	7.14	7.66	6.43	7.30	7.33	7.48	6.80	7.31	6.56	7.46	6.89
FREEDOM INDEX	7.94	7.94	7.92	7.89	7.89	7.83	7.73	7.71	7.61	7.57	7.56	7.53

APPENDIX E *Continued*

2010 Human Freedom Index Appendix	Suriname	Peru	Croatia	Armenia	Bosnia Herzegovina	Albania	Cape Verde	Fiji	Panama	Barbados	Philippines	Nicaragua
Rank	49	50	51	52	52	54	54	56	56	58	59	60
1A. Rule of Law	5.4	5.4	5.6	4.9	6.1	4.9	6.1	4.3	4.9	6.9	4.2	4.3
i. Procedural Justice	-	7.4	6.3	-	7.0	5.7	-	-	5.8	-	4.1	4.5
ii. Civil Justice	-	4.3	5.1	-	5.0	5.1	-	-	5.1	-	4.3	4.2
iii. Criminal Justice	-	4.5	5.3	-	6.2	4.1	-	-	3.8	-	4.2	4.2
1B. Security and Safety	8.6	8.5	9.8	9.6	9.6	8.9	8.6	9.5	6.8	8.5	7.7	8.0
i. Homicide	7.6	6.3	9.4	9.4	9.4	8.4	5.7	8.4	1.8	5.6	6.2	4.6
ii. Disappearance, Conflict, & Terrorism	10.0	9.4	10.0	9.5	9.4	10.0	10.0	10.0	9.0	10.0	7.0	9.5
iii. Women's Security	8.3	9.8	10.0	10.0	10.0	8.3	10.0	10.0	9.8	10.0	10.0	10.0
2A. Movement	10.0	10.0	8.3	6.7	8.3	10.0	10.0	8.3	10.0	10.0	8.3	10.0
i. Freedom of Foreign Movement	10.0	10.0	5.0	5.0	5.0	10.0	10.0	5.0	10.0	10.0	5.0	10.0
ii. Freedom of Domestic Movement	10.0	10.0	10.0	5.0	10.0	10.0	10.0	10.0	10.0	10.0	10.0	10.0
iii. Women's Freedom of Movement	-	10.0	10.0	10.0	10.0	10.0	10.0	10.0	10.0	-	10.0	10.0
2B. Religion	-	5.4	-	-	-	-	-	-	8.3	-	10.0	7.1
i. Freedom to Establish Religious Organizations	-	7.5	-	-	-	-	-	-	10.0	-	10.0	7.5
ii. Autonomy of Religious Organizations	-	3.3	-	-	-	-	-	-	6.7	-	10.0	6.7
2C. Association, Assembly, & Civil Society	-	7.5	-	-	-	-	-	-	9.2	-	7.8	6.8
i. Freedom of Association	-	7.5	-	-	-	-	-	-	10.0	-	7.5	5.0
ii. Freedom of Assembly and Demonstration	-	7.5	-	-	-	-	-	-	10.0	-	10.0	7.5
iii. Autonomy of Organizations (operational independence from political authority)	-	6.7	-	-	-	-	-	-	6.7	-	7.8	5.6
iv. Freedom to Establish Organizations	-	8.3	-	-	-	-	-	-	10.0	-	5.8	9.2
2D. Expression & Information	8.4	8.1	7.8	5.4	7.2	6.9	8.5	6.9	8.0	8.8	7.7	7.5
i. Press Killings	10.0	10.0	10.0	10.0	10.0	10.0	10.0	10.0	10.0	10.0	7.9	10.0
ii. Laws and Regulations that Influence Media Content	8.3	5.3	7.0	3.0	7.0	4.7	8.0	5.3	4.0	9.0	6.3	5.3
iii. Political Pressures and Controls on Media Content	7.0	5.3	6.3	3.3	4.5	6.0	7.5	5.5	5.8	7.5	4.3	5.3
iv. Freedom of Access to Foreign Information	-	10.0	-	-	-	-	-	-	10.0	-	10.0	6.7
v. State Control over Internet Access	-	10.0	-	-	-	-	-	-	10.0	-	10.0	10.0
2E. Relationships	10.0	7.5	10.0	10.0	10.0	7.5	10.0	10.0	10.0	5.0	10.0	10.0
i. Parental Rights	10.0	10.0	10.0	10.0	10.0	5.0	-	10.0	10.0	10.0	10.0	10.0
ii. Same-Sex Relationships	10.0	5.0	10.0	10.0	10.0	10.0	10.0	10.0	10.0	0.0	10.0	10.0
PERSONAL FREEDOM	8.24	7.33	8.20	7.30	8.18	7.52	8.41	7.67	7.48	7.83	7.37	7.22
ECONOMIC FREEDOM	6.78	7.60	6.68	7.54	6.66	7.29	6.39	7.02	7.21	6.83	7.16	7.26
FREEDOM INDEX	7.51	7.47	7.44	7.42	7.42	7.40	7.40	7.34	7.34	7.33	7.26	7.24

APPENDIX E *Continued*

2010 Human Freedom Index Appendix	Thailand	Cambodia	Guatemala	El Salvador	Brazil	Papua New Guinea	Argentina	Mongolia	Jamaica	Serbia	Ghana	Dominican Republic
Rank	61	62	63	64	65	66	67	67	69	70	71	72
1A. Rule of Law	5.6	3.8	4.6	3.9	5.5	4.2	5.3	5.3	4.6	4.7	5.4	5.1
i. Procedural Justice	6.4	3.8	5.9	4.4	6.1	-	6.3	5.2	4.4	5.0	5.8	5.6
ii. Civil Justice	4.3	3.7	4.1	4.9	5.5	-	5.4	5.3	5.1	4.7	6.1	5.1
iii. Criminal Justice	5.9	4.0	3.7	2.5	4.9	-	4.3	5.4	4.2	4.5	4.5	4.7
1B. Security and Safety	8.5	9.0	6.3	6.5	7.0	7.6	9.1	8.4	6.3	9.1	8.2	6.5
i. Homicide	7.8	7.4	0.0	0.0	1.1	5.8	7.8	6.5	0.0	9.5	7.6	0.1
ii. Disappearance, Conflict, & Terrorism	7.6	9.5	9.0	9.5	10.0	9.5	9.5	9.5	9.0	9.5	9.5	9.5
iii. Women's Security	10.0	10.0	10.0	10.0	10.0	7.5	10.0	9.2	10.0	8.3	7.7	10.0
2A. Movement	10.0	10.0	10.0	10.0	10.0	10.0	10.0	10.0	10.0	8.3	10.0	6.7
i. Freedom of Foreign Movement	10.0	10.0	10.0	10.0	10.0	10.0	10.0	10.0	10.0	10.0	10.0	5.0
ii. Freedom of Domestic Movement	10.0	10.0	10.0	10.0	10.0	10.0	10.0	10.0	10.0	5.0	10.0	5.0
iii. Women's Freedom of Movement	10.0	10.0	10.0	10.0	10.0	10.0	10.0	10.0	10.0	10.0	10.0	10.0
2B. Religion	8.8	5.4	7.1	-	10.0	-	10.0	5.8	-	7.1	7.1	6.3
i. Freedom to Establish Religious Organizations	7.5	7.5	7.5	-	10.0	-	10.0	5.0	-	7.5	7.5	2.5
ii. Autonomy of Religious Organizations	10.0	3.3	6.7	-	10.0	-	10.0	6.7	-	6.7	6.7	10.0
2C. Association, Assembly, & Civil Society	8.4	7.8	8.8	-	8.6	-	9.2	5.1	-	7.8	9.0	7.1
i. Freedom of Association	7.5	7.5	10.0	-	10.0	-	10.0	5.0	-	7.5	10.0	7.5
ii. Freedom of Assembly and Demonstration	10.0	7.5	10.0	-	10.0	-	10.0	5.0	-	10.0	10.0	7.5
iii. Autonomy of Organizations (operational independence from political authority)	7.8	8.9	6.7	-	7.8	-	7.8	5.6	-	4.4	7.8	3.3
iv. Freedom to Establish Organizations	8.3	7.5	8.3	-	6.7	-	9.2	5.0	-	9.2	8.3	10.0
2D. Expression & Information	5.3	7.6	7.6	7.4	8.1	8.6	8.1	7.7	9.2	8.3	9.0	8.5
i. Press Killings	7.1	10.0	10.0	10.0	9.5	10.0	10.0	10.0	10.0	10.0	10.0	10.0
ii. Laws and Regulations that Influence Media Content	4.7	3.7	4.7	6.7	5.0	8.7	5.7	5.7	9.0	5.7	7.3	7.3
iii. Political Pressures and Controls on Media Content	3.3	4.3	3.5	5.5	6.0	7.0	4.8	6.0	8.5	5.8	7.8	5.3
iv. Freedom of Access to Foreign Information	8.3	10.0	10.0	-	10.0	-	10.0	6.7	-	10.0	10.0	10.0
v. State Control over Internet Access	3.3	10.0	10.0	-	10.0	-	10.0	10.0	-	10.0	10.0	10.0
2E. Relationships	10.0	10.0	10.0	10.0	10.0	7.5	10.0	10.0	7.5	10.0	5.0	10.0
i. Parental Rights	10.0	10.0	10.0	10.0	10.0	10.0	10.0	10.0	10.0	10.0	5.0	10.0
ii. Same-Sex Relationships	10.0	10.0	10.0	10.0	10.0	5.0	10.0	10.0	5.0	10.0	5.0	10.0
PERSONAL FREEDOM	7.77	7.28	7.08	7.16	7.81	7.30	8.33	7.28	7.18	7.60	7.42	6.76
ECONOMIC FREEDOM	6.70	7.15	7.31	7.21	6.53	6.94	5.88	6.93	7.00	6.55	6.55	7.17
FREEDOM INDEX	7.23	7.21	7.20	7.19	7.17	7.12	7.11	7.11	7.09	7.07	6.99	6.97

APPENDIX E *Continued*

2010 Human Freedom Index Appendix	Turkey	Bahrain	Paraguay	Indonesia	Moldova	Nepal	Namibia	Ukraine	Kazakhstan	Belize	Bolivia	Lebanon
Rank	73	74	74	76	77	77	79	79	81	82	83	84
1A. Rule of Law	4.8	6.1	4.2	4.6	4.2	5.1	5.8	4.7	4.6	5.0	3.7	5.3
i. Procedural Justice	4.8	-	-	4.5	4.5	5.5	-	5.1	4.2	-	4.4	6.4
ii. Civil Justice	5.5	-	-	4.9	4.2	4.3	-	5.2	4.9	-	3.8	4.5
iii. Criminal Justice	4.2	-	-	4.5	4.0	5.4	-	3.9	4.6	-	2.8	4.9
1B. Security and Safety	9.0	8.3	8.1	9.1	8.7	8.6	6.5	9.3	8.7	6.7	8.3	8.6
i. Homicide	8.9	9.6	5.4	9.8	7.0	9.6	4.2	8.3	6.5	0.0	5.8	9.1
ii. Disappearance, Conflict, & Terrorism	8.2	8.5	8.9	9.5	9.0	9.4	9.5	9.5	9.5	10.0	9.0	8.4
iii. Women's Security	9.8	6.7	10.0	8.0	10.0	6.7	5.8	10.0	10.0	10.0	10.0	8.3
2A. Movement	10.0	6.7	10.0	8.3	8.3	8.3	10.0	8.3	6.7	10.0	10.0	5.0
i. Freedom of Foreign Movement	10.0	5.0	10.0	10.0	5.0	10.0	10.0	5.0	5.0	10.0	10.0	5.0
ii. Freedom of Domestic Movement	10.0	10.0	10.0	10.0	10.0	10.0	10.0	10.0	5.0	10.0	10.0	5.0
iii. Women's Freedom of Movement	10.0	5.0	10.0	5.0	10.0	5.0	10.0	10.0	10.0	-	10.0	5.0
2B. Religion	4.2	2.9	7.1	4.2	-	10.0	7.1	10.0	7.1	-	7.1	7.1
i. Freedom to Establish Religious Organizations	5.0	2.5	7.5	5.0	-	10.0	7.5	10.0	7.5	-	7.5	7.5
ii. Autonomy of Religious Organizations	3.3	3.3	6.7	3.3	-	10.0	6.7	10.0	6.7	-	6.7	6.7
2C. Association, Assembly, & Civil Society	5.8	5.3	6.8	7.8	-	7.7	7.3	7.2	4.9	-	7.5	8.5
i. Freedom of Association	5.0	5.0	7.5	7.5	-	7.5	7.5	7.5	2.5	-	10.0	10.0
ii. Freedom of Assembly and Demonstration	5.0	5.0	7.5	7.5	-	7.5	7.5	7.5	5.0	-	5.0	10.0
iii. Autonomy of Organizations (operational independence from political authority)	5.6	4.4	5.6	7.8	-	6.7	6.7	4.4	4.4	-	6.7	6.7
iv. Freedom to Establish Organizations	7.5	6.7	6.7	8.3	-	9.2	7.5	9.2	7.5	-	8.3	7.5
2D. Expression & Information	5.7	5.4	6.3	7.5	5.6	7.6	8.6	8.0	6.1	8.4	8.3	5.0
i. Press Killings	10.0	10.0	10.0	8.7	10.0	10.0	10.0	10.0	10.0	10.0	10.0	0.0
ii. Laws and Regulations that Influence Media Content	3.0	2.0	4.0	4.0	3.3	5.0	7.3	5.0	1.3	7.3	6.3	4.0
iii. Political Pressures and Controls on Media Content	5.5	3.3	4.3	4.8	3.5	3.0	7.5	5.0	2.5	8.0	5.3	4.5
iv. Freedom of Access to Foreign Information	6.7	8.3	6.7	10.0	-	10.0	8.3	10.0	6.7	-	10.0	10.0
v. State Control over Internet Access	3.3	3.3	6.7	10.0	-	10.0	10.0	10.0	10.0	-	10.0	6.7
2E. Relationships	10.0	5.0	10.0	7.5	10.0	7.5	7.5	10.0	10.0	7.5	10.0	2.5
i. Parental Rights	10.0	0.0	10.0	5.0	10.0	5.0	10.0	10.0	10.0	10.0	10.0	5.0
ii. Same-Sex Relationships	10.0	10.0	10.0	10.0	10.0	10.0	5.0	10.0	10.0	5.0	10.0	0.0
PERSONAL FREEDOM	7.01	6.11	7.11	6.96	7.21	7.53	7.13	7.84	6.79	7.24	7.29	6.30
ECONOMIC FREEDOM	6.88	7.75	6.75	6.89	6.61	6.29	6.65	5.94	6.96	6.47	6.42	7.34
FREEDOM INDEX	6.94	6.93	6.93	6.92	6.91	6.91	6.89	6.89	6.87	6.86	6.85	6.82

APPENDIX E *Continued*

2010 Human Freedom Index Appendix	Kenya	South Africa	Trinidad and Tobago	Botswana	Mexico	Honduras	Tajikistan	Colombia	United Arab Emirates	Malawi	Jordan	Brunei
Rank	85	86	86	88	89	90	91	92	93	94	95	96
1A. Rule of Law	4.3	5.4	5.2	6.2	4.2	4.3	3.9	4.8	6.5	4.8	5.3	6.6
i. Procedural Justice	4.1	5.9	-	4.8	5.0	-	-	4.6	6.1	4.0	4.2	-
ii. Civil Justice	4.7	5.5	-	6.5	4.0	-	-	5.3	6.0	5.9	6.5	-
iii. Criminal Justice	4.0	4.9	-	7.2	3.5	-	-	4.3	7.5	4.5	5.2	-
1B. Security and Safety	7.7	5.1	5.7	7.0	6.5	6.0	8.2	5.2	8.2	8.6	8.6	8.5
i. Homicide	7.8	0.0	0.0	2.6	1.3	0.0	9.0	0.0	9.0	8.6	9.3	9.2
ii. Disappearance, Conflict, & Terrorism	8.3	8.5	9.5	10.0	8.5	8.0	7.4	5.7	10.0	9.5	10.0	10.0
iii. Women's Security	7.0	6.7	7.5	8.3	9.8	10.0	8.3	10.0	5.7	7.7	6.5	6.3
2A. Movement	5.0	8.3	10.0	8.3	10.0	10.0	10.0	10.0	5.0	8.3	5.0	6.7
i. Freedom of Foreign Movement	5.0	10.0	10.0	10.0	10.0	10.0	10.0	10.0	0.0	10.0	0.0	5.0
ii. Freedom of Domestic Movement	0.0	10.0	10.0	5.0	10.0	10.0	10.0	10.0	10.0	10.0	10.0	5.0
iii. Women's Freedom of Movement	10.0	5.0	10.0	10.0	10.0	10.0	10.0	10.0	5.0	5.0	5.0	10.0
2B. Religion	10.0	8.8	-	7.1	7.1	7.1	-	8.3	2.9	-	1.3	-
i. Freedom to Establish Religious Organizations	10.0	7.5	-	7.5	7.5	7.5	-	10.0	2.5	-	2.5	-
ii. Autonomy of Religious Organizations	10.0	10.0	-	6.7	6.7	6.7	-	6.7	3.3	-	0.0	-
2C. Association, Assembly, & Civil Society	8.4	9.1	-	6.8	7.3	7.0	-	8.0	4.0	-	2.6	-
i. Freedom of Association	10.0	10.0	-	7.5	7.5	7.5	-	7.5	5.0	-	2.5	-
ii. Freedom of Assembly and Demonstration	7.5	10.0	-	7.5	7.5	7.5	-	7.5	2.5	-	2.5	-
iii. Autonomy of Organizations (operational independence from political authority)	7.8	8.9	-	5.6	6.7	5.6	-	7.8	3.3	-	1.1	-
iv. Freedom to Establish Organizations	8.3	7.5	-	6.7	7.5	7.5	-	9.2	5.0	-	4.2	-
2D. Expression & Information	7.6	8.8	8.5	7.9	7.1	5.2	4.9	7.6	5.7	6.4	6.7	4.8
i. Press Killings	10.0	10.0	10.0	10.0	7.4	0.0	10.0	10.0	10.0	10.0	10.0	10.0
ii. Laws and Regulations that Influence Media Content	3.0	7.0	8.0	7.0	5.0	5.0	1.7	5.7	2.3	4.3	3.0	0.7
iii. Political Pressures and Controls on Media Content	4.8	7.0	7.5	5.8	3.3	4.3	3.0	2.5	4.3	4.8	4.0	3.8
iv. Freedom of Access to Foreign Information	10.0	10.0	-	6.7	10.0	10.0	-	10.0	8.3	-	10.0	-
v. State Control over Internet Access	10.0	10.0	-	10.0	10.0	6.7	-	10.0	3.3	-	6.7	-
2E. Relationships	5.0	7.5	5.0	2.5	10.0	7.5	10.0	10.0	0.0	7.5	5.0	2.5
i. Parental Rights	5.0	5.0	10.0	5.0	10.0	5.0	10.0	10.0	0.0	10.0	0.0	0.0
ii. Same-Sex Relationships	5.0	10.0	0.0	0.0	10.0	10.0	10.0	10.0	0.0	5.0	10.0	5.0
PERSONAL FREEDOM	6.60	6.86	6.63	6.56	6.83	6.25	7.18	6.90	5.43	7.05	5.53	6.10
ECONOMIC FREEDOM	7.03	6.73	6.97	7.03	6.71	7.26	6.33	6.53	7.91	6.26	7.77	7.17
FREEDOM INDEX	6.81	6.80	6.80	6.79	6.77	6.76	6.75	6.72	6.67	6.66	6.65	6.64

APPENDIX E *Continued*

2010 Human Freedom Index Appendix	Kuwait	Ecuador	Tanzania	Guyana	Haiti	Niger	East Timor	Russia	India	Burkina Faso	Rwanda	Malaysia
Rank	96	98	99	100	101	101	103	103	105	106	107	108
1A. Rule of Law	6.2	4.6	4.7	4.8	3.6	4.7	3.8	4.3	4.3	4.9	5.1	5.8
i. Procedural Justice	-	5.3	4.3	-	-	-	-	3.9	4.1	4.2	-	5.6
ii. Civil Justice	-	4.2	4.8	-	-	-	-	5.0	4.5	5.9	-	5.7
iii. Criminal Justice	-	4.4	4.9	-	-	-	-	4.0	4.4	4.5	-	6.1
1B. Security and Safety	8.7	7.3	7.4	7.5	8.2	8.2	8.5	7.5	7.1	7.4	5.2	9.1
i. Homicide	9.8	3.0	4.9	2.9	7.3	8.1	8.6	6.0	8.6	6.8	0.8	9.1
ii. Disappearance, Conflict, & Terrorism	9.5	9.0	9.5	9.5	9.0	9.0	9.5	6.5	6.9	9.5	6.4	10.0
iii. Women's Security	6.7	10.0	7.8	10.0	8.3	7.4	7.5	10.0	5.8	5.8	8.3	8.3
2A. Movement	5.0	10.0	8.3	10.0	10.0	8.3	10.0	6.7	6.7	10.0	10.0	5.0
i. Freedom of Foreign Movement	0.0	10.0	10.0	10.0	10.0	10.0	10.0	10.0	5.0	10.0	10.0	5.0
ii. Freedom of Domestic Movement	10.0	10.0	5.0	10.0	10.0	5.0	10.0	0.0	10.0	10.0	10.0	5.0
iii. Women's Freedom of Movement	5.0	10.0	10.0	10.0	10.0	10.0	10.0	10.0	5.0	10.0	10.0	5.0
2B. Religion	4.2	8.3	8.8	-	4.2	8.3	-	7.5	10.0	7.5	-	4.6
i. Freedom to Establish Religious Organizations	5.0	10.0	7.5	-	5.0	10.0	-	5.0	10.0	5.0	-	2.5
ii. Autonomy of Religious Organizations	3.3	6.7	10.0	-	3.3	6.7	-	10.0	10.0	10.0	-	6.7
2C. Association, Assembly, & Civil Society	4.8	7.6	7.3	-	7.3	8.0	-	5.4	8.8	7.6	-	5.1
i. Freedom of Association	7.5	10.0	7.5	-	10.0	7.5	-	2.5	10.0	7.5	-	5.0
ii. Freedom of Assembly and Demonstration	5.0	10.0	7.5	-	10.0	7.5	-	5.0	7.5	7.5	-	5.0
iii. Autonomy of Organizations (operational independence from political authority)	3.3	4.4	6.7	-	3.3	7.8	-	6.7	7.8	5.6	-	5.6
iv. Freedom to Establish Organizations	3.3	5.8	7.5	-	5.8	9.2	-	7.5	10.0	10.0	-	5.0
2D. Expression & Information	6.4	8.1	7.0	8.1	8.0	7.0	7.7	6.8	8.1	8.4	1.3	4.9
i. Press Killings	10.0	10.0	10.0	10.0	10.0	10.0	10.0	10.0	9.9	10.0	0.6	10.0
ii. Laws and Regulations that Influence Media Content	4.0	5.0	4.7	7.7	5.0	2.7	6.0	2.3	6.7	5.7	1.7	2.0
iii. Political Pressures and Controls on Media Content	4.8	5.5	5.3	6.8	5.0	3.8	7.0	1.8	5.8	6.3	1.5	4.0
iv. Freedom of Access to Foreign Information	6.7	10.0	5.0	-	10.0	8.3	-	10.0	8.3	10.0	-	5.0
v. State Control over Internet Access	6.7	10.0	10.0	-	10.0	10.0	-	10.0	10.0	10.0	-	3.3
2E. Relationships	2.5	10.0	2.5	5.0	7.5	7.5	10.0	10.0	5.0	7.5	7.5	2.5
i. Parental Rights	0.0	10.0	5.0	-	5.0	5.0	10.0	10.0	0.0	5.0	5.0	5.0
ii. Same-Sex Relationships	5.0	10.0	0.0	5.0	10.0	10.0	10.0	10.0	10.0	10.0	10.0	0.0
PERSONAL FREEDOM	6.01	7.38	6.42	6.93	6.66	7.13	7.70	6.59	6.71	7.17	5.69	5.94
ECONOMIC FREEDOM	7.26	5.83	6.78	6.25	6.50	6.02	5.44	6.55	6.41	5.93	7.32	7.01
FREEDOM INDEX	6.64	6.61	6.60	6.59	6.58	6.58	6.57	6.57	6.56	6.55	6.50	6.48

APPENDIX E *Continued*

2010 Human Freedom Index Appendix	Zambia	Sri Lanka	Madagascar	Mali	Kyrgyz Republic	Uganda	Senegal	Vietnam	Benin	Azerbaijan	Gambia, The	Morocco
Rank	108	110	111	112	113	114	115	115	117	118	119	119
1A. Rule of Law	4.4	5.2	4.9	4.9	4.0	4.1	5.0	5.6	4.5	4.3	4.8	4.0
i. Procedural Justice	4.8	4.1	4.3	-	3.9	2.7	4.7	6.7	-	-	-	2.9
ii. Civil Justice	4.6	5.2	5.3	-	4.6	5.1	5.8	4.3	-	-	-	5.4
iii. Criminal Justice	3.7	6.2	4.9	-	3.5	4.3	4.6	5.7	-	-	-	3.5
1B. Security and Safety	7.5	8.3	7.9	6.3	6.3	7.1	8.3	9.6	7.3	9.6	6.8	8.6
i. Homicide	5.7	8.6	5.6	7.0	2.0	6.3	8.9	8.7	6.6	9.2	5.9	9.4
ii. Disappearance, Conflict, & Terrorism	10.0	8.0	8.0	8.5	8.5	8.5	8.5	10.0	7.5	9.5	8.5	9.0
iii. Women's Security	6.7	8.3	10.0	3.5	8.3	6.5	7.4	10.0	7.8	10.0	6.0	7.5
2A. Movement	8.3	5.0	8.3	10.0	6.7	5.0	8.3	5.0	6.7	6.7	8.3	8.3
i. Freedom of Foreign Movement	10.0	5.0	5.0	10.0	5.0	5.0	5.0	5.0	10.0	5.0	5.0	5.0
ii. Freedom of Domestic Movement	5.0	0.0	10.0	10.0	5.0	5.0	10.0	0.0	0.0	5.0	10.0	10.0
iii. Women's Freedom of Movement	10.0	10.0	10.0	10.0	10.0	5.0	10.0	10.0	10.0	10.0	10.0	10.0
2B. Religion	5.8	8.3	5.4	8.3	-	5.4	10.0	4.2	7.1	3.8	-	1.3
i. Freedom to Establish Religious Organizations	5.0	10.0	7.5	10.0	-	7.5	10.0	5.0	7.5	7.5	-	2.5
ii. Autonomy of Religious Organizations	6.7	6.7	3.3	6.7	-	3.3	10.0	3.3	6.7	0.0	-	0.0
2C. Association, Assembly, & Civil Society	4.4	7.7	6.0	8.1	-	6.3	7.7	2.7	8.2	4.2	-	5.6
i. Freedom of Association	5.0	7.5	7.5	10.0	-	7.5	7.5	2.5	10.0	2.5	-	5.0
ii. Freedom of Assembly and Demonstration	5.0	7.5	5.0	10.0	-	7.5	7.5	2.5	7.5	2.5	-	5.0
iii. Autonomy of Organizations (operational independence from political authority)	3.3	6.7	3.3	3.3	-	4.4	6.7	3.3	7.8	3.3	-	5.6
iv. Freedom to Establish Organizations	4.2	9.2	8.3	9.2	-	5.8	9.2	2.5	7.5	8.3	-	6.7
2D. Expression & Information	6.8	7.0	8.0	9.0	5.0	7.1	7.4	3.8	8.8	6.5	4.4	6.3
i. Press Killings	10.0	10.0	10.0	10.0	10.0	7.0	10.0	10.0	10.0	10.0	10.0	10.0
ii. Laws and Regulations that Influence Media Content	3.3	3.0	5.3	7.0	2.3	3.3	4.0	0.7	6.3	1.7	1.7	2.0
iii. Political Pressures and Controls on Media Content	3.8	2.0	4.5	7.8	2.8	5.0	4.8	1.8	7.5	2.3	1.5	4.3
iv. Freedom of Access to Foreign Information	6.7	10.0	10.0	10.0	-	10.0	8.3	3.3	10.0	8.3	-	8.3
v. State Control over Internet Access	10.0	10.0	10.0	10.0	-	10.0	10.0	3.3	10.0	10.0	-	6.7
2E. Relationships	2.5	2.5	5.0	5.0	10.0	2.5	0.0	10.0	5.0	7.5	0.0	5.0
i. Parental Rights	0.0	5.0	0.0	0.0	10.0	5.0	0.0	10.0	0.0	5.0	0.0	10.0
ii. Same-Sex Relationships	5.0	0.0	10.0	10.0	10.0	0.0	0.0	10.0	10.0	10.0	0.0	0.0
PERSONAL FREEDOM	5.74	6.43	6.46	6.84	6.18	5.43	6.66	6.36	6.52	6.32	5.02	5.80
ECONOMIC FREEDOM	7.21	6.49	6.43	5.97	6.63	7.33	6.04	6.35	6.13	6.01	7.27	6.50
FREEDOM INDEX	6.48	6.46	6.45	6.41	6.40	6.38	6.35	6.35	6.33	6.17	6.15	6.15

APPENDIX E *Continued*

2010 Human Freedom Index Appendix	Oman	Sierra Leone	Qatar	Tunisia	Bangladesh	Cameroon	Gabon	Nigeria	Egypt	Guinea-Bissau	Lesotho	Côte d'Ivoire
Rank	121	122	123	124	125	126	126	128	129	129	129	132
1A. Rule of Law	6.4	4.8	6.7	5.2	3.5	3.4	4.8	3.7	4.2	3.7	5.1	3.8
i. Procedural Justice	-	5.3	-	4.9	3.4	3.5	-	2.8	3.3	-	-	2.7
ii. Civil Justice	-	5.4	-	5.6	3.2	3.5	-	5.3	4.7	-	-	5.1
iii. Criminal Justice	-	3.6	-	5.2	3.8	3.2	-	2.8	4.5	-	-	3.7
1B. Security and Safety	8.5	7.4	7.3	8.4	7.9	7.9	7.3	5.1	7.2	6.7	4.8	6.3
i. Homicide	9.6	8.9	9.6	9.1	9.0	7.0	6.4	2.0	9.0	6.6	0.0	4.6
ii. Disappearance, Conflict, & Terrorism	9.5	9.5	10.0	8.5	8.0	9.0	9.0	6.4	9.0	8.5	9.5	7.4
iii. Women's Security	6.3	3.8	2.3	7.5	6.7	7.7	6.7	6.9	3.7	5.0	5.0	6.8
2A. Movement	5.0	5.0	1.7	5.0	6.7	1.7	3.3	5.0	6.7	10.0	8.3	6.7
i. Freedom of Foreign Movement	0.0	5.0	0.0	0.0	5.0	0.0	5.0	10.0	0.0	10.0	10.0	10.0
ii. Freedom of Domestic Movement	10.0	0.0	5.0	5.0	10.0	0.0	0.0	0.0	10.0	10.0	10.0	0.0
iii. Women's Freedom of Movement	5.0	10.0	0.0	10.0	5.0	5.0	5.0	5.0	10.0	-	5.0	10.0
2B. Religion	1.7	-	1.3	1.3	5.8	8.8	8.3	6.7	4.2	-	-	7.1
i. Freedom to Establish Religious Organizations	0.0	-	2.5	2.5	5.0	7.5	10.0	10.0	5.0	-	-	7.5
ii. Autonomy of Religious Organizations	3.3	-	0.0	0.0	6.7	10.0	6.7	3.3	3.3	-	-	6.7
2C. Association, Assembly, & Civil Society	1.5	-	1.1	3.9	6.3	7.8	5.9	7.1	3.6	-	-	5.3
i. Freedom of Association	2.5	-	2.5	2.5	7.5	7.5	5.0	7.5	2.5	-	-	5.0
ii. Freedom of Assembly and Demonstration	0.0	-	0.0	2.5	7.5	7.5	5.0	5.0	2.5	-	-	5.0
iii. Autonomy of Organizations (operational independence from political authority)	1.1	-	1.1	5.6	4.4	7.8	4.4	6.7	4.4	-	-	4.4
iv. Freedom to Establish Organizations	2.5	-	0.8	5.0	5.8	8.3	9.2	9.2	5.0	-	-	6.7
2D. Expression & Information	3.7	6.3	4.9	3.7	7.3	6.4	6.9	7.6	5.6	6.5	6.9	7.3
i. Press Killings	10.0	10.0	10.0	10.0	10.0	4.9	10.0	8.7	10.0	10.0	10.0	10.0
ii. Laws and Regulations that Influence Media Content	1.7	4.7	3.7	1.0	3.3	3.3	2.0	5.0	3.0	5.0	5.3	3.0
iii. Political Pressures and Controls on Media Content	3.3	4.3	4.0	2.3	3.3	4.0	4.3	4.5	4.8	4.5	5.3	3.3
iv. Freedom of Access to Foreign Information	3.3	-	6.7	5.0	10.0	10.0	8.3	10.0	6.7	-	-	10.0
v. State Control over Internet Access	0.0	-	0.0	0.0	10.0	10.0	10.0	10.0	3.3	-	-	10.0
2E. Relationships	0.0	5.0	0.0	5.0	0.0	2.5	5.0	6.3	2.5	5.0	2.5	5.0
i. Parental Rights	0.0	5.0	0.0	10.0	0.0	5.0	0.0	10.0	5.0	0.0	0.0	0.0
ii. Same-Sex Relationships	0.0	5.0	0.0	0.0	0.0	0.0	10.0	2.5	0.0	10.0	5.0	10.0
PERSONAL FREEDOM	4.90	5.77	4.38	5.27	5.46	5.53	5.99	5.46	5.11	6.18	5.43	5.65
ECONOMIC FREEDOM	7.29	6.34	7.58	6.65	6.43	6.31	5.85	6.17	6.51	5.45	6.18	5.89
FREEDOM INDEX	6.10	6.05	5.98	5.96	5.94	5.92	5.92	5.82	5.81	5.81	5.81	5.77

APPENDIX E *Continued*

2010 Human Freedom Index Appendix	Mozambique	Swaziland	Congo, Republic of	Chad	China	Burundi	Togo	Syria	Congo, Democratic Republic of	Mauritania	Saudi Arabia
Rank	132	134	135	136	137	138	138	140	141	141	141
1A. Rule of Law	4.8	4.8	3.9	3.5	4.7	3.9	4.2	4.8	3.3	4.3	5.7
i. Procedural Justice	-	-	-	-	4.3	-	-	-	-	-	-
ii. Civil Justice	-	-	-	-	4.3	-	-	-	-	-	-
iii. Criminal Justice	-	-	-	-	5.4	-	-	-	-	-	-
1B. Security and Safety	6.9	5.9	7.3	6.9	7.8	7.4	7.2	7.6	5.6	7.4	8.3
i. Homicide	5.0	0.0	5.0	7.1	9.6	6.8	5.9	9.1	0.0	8.0	9.7
ii. Disappearance, Conflict, & Terrorism	9.0	9.5	9.0	8.3	7.0	7.1	9.5	7.0	6.9	8.3	9.0
iii. Women's Security	6.7	8.3	8.0	5.5	6.7	8.3	6.3	6.7	9.8	6.0	6.3
2A. Movement	5.0	5.0	8.3	5.0	3.3	8.3	5.0	5.0	3.3	5.0	0.0
i. Freedom of Foreign Movement	10.0	5.0	5.0	5.0	0.0	5.0	5.0	0.0	0.0	5.0	0.0
ii. Freedom of Domestic Movement	0.0	5.0	10.0	0.0	0.0	10.0	0.0	5.0	0.0	0.0	0.0
iii. Women's Freedom of Movement	5.0	5.0	10.0	10.0	10.0	10.0	10.0	10.0	10.0	10.0	0.0
2B. Religion	7.1	-	8.3	8.8	0.0	-	7.1	5.8	10.0	2.9	0.0
i. Freedom to Establish Religious Organizations	7.5	-	10.0	7.5	0.0	-	7.5	5.0	10.0	2.5	0.0
ii. Autonomy of Religious Organizations	6.7	-	6.7	10.0	0.0	-	6.7	6.7	10.0	3.3	0.0
2C. Association, Assembly, & Civil Society	7.5	-	5.8	6.4	1.3	-	6.3	1.4	6.1	6.6	0.2
i. Freedom of Association	7.5	-	7.5	7.5	2.5	-	10.0	0.0	7.5	7.5	0.0
ii. Freedom of Assembly and Demonstration	7.5	-	5.0	5.0	0.0	-	5.0	0.0	5.0	5.0	0.0
iii. Autonomy of Organizations (operational independence from political authority)	6.7	-	2.2	5.6	0.0	-	4.4	2.2	4.4	5.6	0.0
iv. Freedom to Establish Organizations	8.3	-	8.3	7.5	2.5	-	5.8	3.3	7.5	8.3	0.8
2D. Expression & Information	8.5	5.1	7.6	6.2	3.4	5.2	6.5	3.1	6.7	7.0	3.7
i. Press Killings	10.0	10.0	10.0	10.0	10.0	10.0	10.0	10.0	10.0	10.0	10.0
ii. Laws and Regulations that Influence Media Content	6.0	1.7	4.3	2.0	0.7	3.0	2.3	0.3	1.7	4.0	0.7
iii. Political Pressures and Controls on Media Content	6.3	3.5	5.3	2.3	1.3	2.5	3.3	1.8	2.0	4.5	2.8
iv. Freedom of Access to Foreign Information	10.0	-	8.3	6.7	5.0	-	6.7	3.3	10.0	6.7	5.0
v. State Control over Internet Access	10.0	-	10.0	10.0	0.0	-	10.0	0.0	10.0	10.0	0.0
2E. Relationships	2.5	2.5	7.5	5.0	10.0	5.0	2.5	2.5	7.5	5.0	0.0
i. Parental Rights	5.0	0.0	5.0	0.0	10.0	10.0	5.0	5.0	5.0	10.0	0.0
ii. Same-Sex Relationships	0.0	5.0	10.0	10.0	10.0	0.0	0.0	0.0	10.0	0.0	0.0
PERSONAL FREEDOM	5.99	4.79	6.57	5.73	4.91	5.91	5.60	4.89	5.59	5.59	3.91
ECONOMIC FREEDOM	5.55	6.69	4.74	5.55	6.26	5.26	5.56	6.20	5.46	5.44	7.13
FREEDOM INDEX	5.77	5.74	5.65	5.64	5.59	5.58	5.58	5.54	5.52	5.52	5.52

APPENDIX E *Continued*

2010 Human Freedom Index Appendix	Central African Republic	Yemen	Ethiopia	Pakistan	Iran	Venezuela	Algeria	Angola	Zimbabwe	Myanmar	Average
Rank	144	144	146	147	148	149	150	151	152	153	
1A. Rule of Law	3.7	4.0	4.5	3.5	4.3	3.1	4.5	3.8	3.7	3.4	5.48
i. Procedural Justice	-	-	4.0	2.6	2.2	3.0	-	-	2.7	-	5.82
ii. Civil Justice	-	-	4.6	3.9	6.2	3.8	-	-	4.0	-	5.59
iii. Criminal Justice	-	-	4.9	3.9	4.5	2.4	-	-	4.3	-	5.36
1B. Security and Safety	6.0	6.8	6.2	5.3	7.3	6.0	8.2	7.7	6.8	6.4	8.18
i. Homicide	5.3	8.1	5.2	7.0	8.4	0.0	9.7	6.0	5.8	3.9	7.02
ii. Disappearance, Conflict, & Terrorism	5.7	5.6	7.9	3.3	6.1	8.0	8.1	9.5	6.5	6.2	9.00
iii. Women's Security	7.0	6.7	5.7	5.7	7.5	10.0	6.7	7.5	8.2	9.2	8.52
2A. Movement	5.0	3.3	8.3	5.0	3.3	10.0	5.0	3.3	1.7	3.3	8.13
i. Freedom of Foreign Movement	5.0	0.0	10.0	5.0	0.0	10.0	5.0	0.0	0.0	0.0	7.60
ii. Freedom of Domestic Movement	0.0	5.0	5.0	5.0	5.0	10.0	5.0	0.0	0.0	0.0	7.70
iii. Women's Freedom of Movement	10.0	5.0	10.0	5.0	5.0	10.0	5.0	10.0	5.0	10.0	9.02
2B. Religion	8.8	5.8	7.1	4.2	-	7.1	1.3	4.2	8.3	-	7.41
i. Freedom to Establish Religious Organizations	7.5	5.0	7.5	5.0	-	7.5	2.5	5.0	10.0	-	7.65
ii. Autonomy of Religious Organizations	10.0	6.7	6.7	3.3	-	6.7	0.0	3.3	6.7	-	7.18
2C. Association, Assembly, & Civil Society	6.9	5.7	2.4	7.1	-	5.7	4.5	2.1	4.5	-	7.33
i. Freedom of Association	7.5	7.5	2.5	5.0	-	7.5	5.0	2.5	5.0	-	7.71
ii. Freedom of Assembly and Demonstration	7.5	5.0	2.5	7.5	-	5.0	5.0	2.5	5.0	-	7.33
iii. Autonomy of Organizations (operational independence from political authority)	4.4	4.4	1.1	6.7	-	4.4	2.2	0.0	2.2	-	6.51
iv. Freedom to Establish Organizations	8.3	5.8	3.3	9.2	-	5.8	5.8	3.3	5.8	-	7.77
2D. Expression & Information	7.3	4.2	4.0	6.5	3.9	6.2	6.1	5.4	5.5	3.5	7.36
i. Press Killings	10.0	5.8	10.0	5.4	10.0	10.0	10.0	0.0	10.0	10.0	9.50
ii. Laws and Regulations that Influence Media Content	3.7	1.3	1.7	3.7	0.3	1.3	2.7	4.0	0.3	0.0	5.29
iii. Political Pressures and Controls on Media Content	4.3	2.3	1.8	3.3	1.5	3.0	4.3	4.5	2.0	0.5	5.42
iv. Freedom of Access to Foreign Information	8.3	8.3	6.7	10.0	-	10.0	6.7	8.3	5.0	-	8.89
v. State Control over Internet Access	10.0	3.3	0.0	10.0	-	6.7	6.7	10.0	10.0	-	8.60
2E. Relationships	5.0	0.0	2.5	0.0	0.0	10.0	0.0	2.5	5.0	7.5	7.28
i. Parental Rights	0.0	0.0	5.0	0.0	0.0	10.0	0.0	5.0	5.0	10.0	7.17
ii. Same-Sex Relationships	10.0	0.0	0.0	0.0	0.0	10.0	0.0	0.0	5.0	5.0	7.33
PERSONAL FREEDOM	5.73	4.62	5.12	4.48	4.12	6.17	4.84	4.61	5.12	4.86	7.18
ECONOMIC FREEDOM	5.21	6.33	5.68	6.29	6.16	4.01	5.21	5.37	4.45	4.18	6.80
FREEDOM INDEX	5.47	5.47	5.40	5.38	5.14	5.09	5.02	4.99	4.79	4.52	6.99

APPENDIX F: HUMAN FREEDOM INDEX 2011

2011 Human Freedom Index Appendix	Hong Kong	Switzerland	Finland	Australia	Denmark	New Zealand	Canada	United Kingdom	Ireland	Sweden	Germany	Malta
Rank	1	2	3	4	4	4	7	8	9	10	11	12
1A. Rule of Law	7.5	7.9	8.7	7.8	8.6	8.1	7.7	7.7	7.9	8.5	7.9	7.5
i. Procedural Justice	7.9	-	9.7	8.8	9.4	8.7	8.3	8.3	-	9.5	8.1	-
ii. Civil Justice	7.1	-	7.9	7.2	7.9	7.6	7.2	7.2	-	7.8	8.0	-
iii. Criminal Justice	7.6	-	8.7	7.2	8.7	7.9	7.5	7.5	-	8.2	7.6	-
1B. Security and Safety	9.7	9.9	9.7	9.8	9.8	9.9	9.7	9.8	9.7	9.8	9.8	9.9
i. Homicide	9.9	9.8	9.2	9.6	9.7	9.6	9.4	9.6	9.6	9.6	9.7	9.7
ii. Disappearance, Conflict, & Terrorism	10.0	10.0	10.0	10.0	10.0	10.0	10.0	10.0	9.5	10.0	10.0	10.0
iii. Women's Security	9.2	9.8	10.0	9.8	9.8	10.0	9.8	9.8	10.0	9.8	9.8	10.0
2A. Movement	10.0	10.0	10.0	10.0	10.0	10.0	10.0	10.0	10.0	10.0	10.0	10.0
i. Freedom of Foreign Movement	-	10.0	10.0	10.0	10.0	10.0	10.0	10.0	10.0	10.0	10.0	10.0
ii. Freedom of Domestic Movement	-	10.0	10.0	10.0	10.0	10.0	10.0	10.0	10.0	10.0	10.0	10.0
iii. Women's Freedom of Movement	10.0	10.0	10.0	10.0	10.0	10.0	10.0	10.0	10.0	10.0	10.0	10.0
2B. Religion	10.0	10.0	8.8	10.0	10.0	7.5	10.0	10.0	10.0	10.0	10.0	10.0
i. Freedom to Establish Religious Organizations	10.0	10.0	10.0	10.0	10.0	5.0	10.0	10.0	10.0	10.0	10.0	10.0
ii. Autonomy of Religious Organizations	10.0	10.0	7.5	10.0	10.0	10.0	10.0	10.0	10.0	10.0	10.0	10.0
2C. Association, Assembly, & Civil Society	9.8	10.0	10.0	9.4	10.0	8.8	10.0	10.0	9.8	10.0	10.0	10.0
i. Freedom of Association	10.0	10.0	10.0	10.0	10.0	10.0	10.0	10.0	10.0	10.0	10.0	10.0
ii. Freedom of Assembly and Demonstration	10.0	10.0	10.0	10.0	10.0	10.0	10.0	10.0	10.0	10.0	10.0	10.0
iii. Autonomy of Organizations (operational independence from political authority)	9.2	10.0	10.0	7.5	10.0	9.2	10.0	10.0	9.2	10.0	10.0	10.0
iv. Freedom to Establish Organizations	10.0	10.0	10.0	10.0	10.0	5.8	10.0	10.0	10.0	10.0	10.0	10.0
2D. Expression & Information	8.6	9.6	9.7	9.2	9.6	9.4	9.3	9.1	9.4	9.7	9.3	9.3
i. Press Killings	10.0	10.0	10.0	10.0	10.0	10.0	10.0	10.0	10.0	10.0	10.0	10.0
ii. Laws and Regulations that Influence Media Content	6.3	8.7	9.0	8.7	9.3	9.0	8.3	7.7	8.7	9.3	8.0	8.7
iii. Political Pressures and Controls on Media Content	6.8	9.3	9.3	7.5	8.8	8.0	8.0	7.8	8.5	9.0	8.3	7.8
iv. Freedom of Access to Foreign Information	10.0	10.0	10.0	10.0	10.0	10.0	10.0	10.0	10.0	10.0	10.0	10.0
v. State Control over Internet Access	10.0	10.0	10.0	10.0	10.0	10.0	10.0	10.0	10.0	10.0	10.0	10.0
2E. Relationships	10.0	10.0	10.0	10.0	10.0	10.0	10.0	10.0	10.0	10.0	10.0	10.0
i. Parental Rights	10.0	10.0	10.0	10.0	10.0	10.0	10.0	10.0	10.0	10.0	10.0	10.0
ii. Same-Sex Relationships	-	10.0	10.0	10.0	10.0	10.0	10.0	10.0	10.0	10.0	10.0	10.0
PERSONAL FREEDOM	9.14	9.40	9.45	9.26	9.57	9.06	9.29	9.29	9.32	9.55	9.36	9.28
ECONOMIC FREEDOM	8.92	8.23	7.80	7.93	7.64	8.13	7.87	7.81	7.74	7.50	7.60	7.65
FREEDOM INDEX	9.03	8.82	8.62	8.60	8.60	8.60	8.58	8.55	8.53	8.52	8.48	8.47

APPENDIX F *Continued*

2011 Human Freedom Index Appendix	Netherlands	Austria	Luxembourg	Norway	Belgium	Estonia	Mauritius	United States of America	Taiwan	Lithuania	Poland	Czech Republic
Rank	13	14	14	16	17	18	19	19	21	22	22	24
1A. Rule of Law	8.3	7.7	8.0	8.7	7.5	7.5	6.7	6.8	6.9	6.5	7.5	7.3
i. Procedural Justice	8.9	8.1	-	9.4	8.4	8.0	-	7.3	-	-	9.0	8.3
ii. Civil Justice	8.0	7.4	-	8.2	6.8	7.1	-	6.5	-	-	6.3	6.5
iii. Criminal Justice	8.0	7.5	-	8.5	7.2	7.5	-	6.5	-	-	7.3	7.0
1B. Security and Safety	9.3	9.8	9.9	9.1	9.7	9.3	9.6	9.3	9.3	9.1	9.8	9.7
i. Homicide	8.7	9.7	9.7	9.1	9.2	8.0	8.9	8.1	-	7.2	9.5	9.7
ii. Disappearance, Conflict, & Terrorism	9.5	10.0	10.0	8.4	10.0	10.0	10.0	10.0	9.5	10.0	10.0	9.5
iii. Women's Security	9.8	9.8	10.0	9.8	9.8	10.0	10.0	9.8	9.2	10.0	10.0	10.0
2A. Movement	10.0	10.0	10.0	10.0	10.0	10.0	10.0	8.3	10.0	10.0	10.0	10.0
i. Freedom of Foreign Movement	10.0	10.0	10.0	10.0	10.0	10.0	10.0	5.0	10.0	10.0	10.0	10.0
ii. Freedom of Domestic Movement	10.0	10.0	10.0	10.0	10.0	10.0	10.0	10.0	10.0	10.0	10.0	10.0
iii. Women's Freedom of Movement	10.0	10.0	10.0	10.0	10.0	10.0	10.0	10.0	10.0	10.0	10.0	-
2B. Religion	10.0	10.0	-	8.8	10.0	7.5	8.8	10.0	8.8	10.0	10.0	10.0
i. Freedom to Establish Religious Organizations	10.0	10.0	-	10.0	10.0	5.0	10.0	10.0	10.0	10.0	10.0	10.0
ii. Autonomy of Religious Organizations	10.0	10.0	-	7.5	10.0	10.0	7.5	10.0	7.5	10.0	10.0	10.0
2C. Association, Assembly, & Civil Society	10.0	10.0	-	10.0	9.8	9.4	8.8	10.0	9.4	10.0	9.6	9.4
i. Freedom of Association	10.0	10.0	-	10.0	10.0	10.0	10.0	10.0	10.0	10.0	10.0	10.0
ii. Freedom of Assembly and Demonstration	10.0	10.0	-	10.0	10.0	7.5	7.5	10.0	10.0	10.0	10.0	10.0
iii. Autonomy of Organizations (operational independence from political authority)	10.0	10.0	-	10.0	9.2	10.0	7.5	10.0	7.5	10.0	8.3	8.3
iv. Freedom to Establish Organizations	10.0	10.0	-	10.0	10.0	10.0	10.0	10.0	10.0	10.0	10.0	9.2
2D. Expression & Information	9.6	9.1	9.5	9.7	9.7	9.4	9.1	9.3	9.0	9.2	9.0	9.3
i. Press Killings	10.0	10.0	10.0	10.0	10.0	10.0	10.0	10.0	10.0	10.0	10.0	10.0
ii. Laws and Regulations that Influence Media Content	9.3	7.3	9.3	9.0	9.3	8.3	7.7	9.0	7.3	8.3	7.3	8.7
iii. Political Pressures and Controls on Media Content	8.5	8.0	9.3	9.3	9.0	8.5	7.8	7.5	7.8	7.8	7.5	8.0
iv. Freedom of Access to Foreign Information	10.0	10.0	-	10.0	10.0	10.0	10.0	10.0	10.0	10.0	10.0	10.0
v. State Control over Internet Access	10.0	10.0	-	10.0	10.0	10.0	10.0	10.0	10.0	10.0	10.0	10.0
2E. Relationships	10.0	10.0	10.0	10.0	10.0	10.0	7.5	10.0	10.0	10.0	10.0	10.0
i. Parental Rights	10.0	10.0	10.0	10.0	10.0	10.0	10.0	10.0	10.0	10.0	10.0	10.0
ii. Same-Sex Relationships	10.0	10.0	10.0	10.0	10.0	10.0	5.0	10.0	10.0	10.0	10.0	10.0
PERSONAL FREEDOM	9.37	9.29	9.39	9.29	9.24	8.83	8.48	8.79	8.76	8.82	9.19	9.13
ECONOMIC FREEDOM	7.50	7.52	7.43	7.50	7.31	7.68	8.00	7.70	7.67	7.60	7.22	7.23
FREEDOM INDEX	8.43	8.41	8.41	8.40	8.28	8.26	8.24	8.24	8.22	8.21	8.21	8.18

APPENDIX F *Continued*

2011 Human Freedom Index Appendix	Slovakia	Chile	Portugal	Cyprus	Latvia	Italy	Japan	Iceland	Spain	France	Korea, Republic of	Uruguay
Rank	25	26	26	28	28	30	31	32	33	34	34	34
1A. Rule of Law	6.3	6.7	6.6	7.1	6.6	6.7	7.3	7.8	7.3	7.0	7.5	6.4
i. Procedural Justice	-	7.6	7.4	-	-	7.8	7.3	-	8.5	7.4	7.7	7.0
ii. Civil Justice	-	6.6	6.2	-	-	5.6	7.7	-	6.5	6.8	7.2	7.1
iii. Criminal Justice	-	6.0	6.2	-	-	6.7	6.8	-	6.9	6.9	7.6	5.0
1B. Security and Safety	9.6	9.5	9.9	9.7	9.6	9.8	10.0	9.9	9.2	9.6	9.7	9.2
i. Homicide	9.3	8.5	9.6	9.7	8.7	9.6	9.9	9.6	9.7	9.5	9.6	7.6
ii. Disappearance, Conflict, & Terrorism	9.5	10.0	10.0	9.5	10.0	10.0	10.0	10.0	8.0	9.5	9.5	10.0
iii. Women's Security	10.0	10.0	10.0	10.0	10.0	9.8	10.0	10.0	9.8	9.8	10.0	10.0
2A. Movement	10.0	10.0	10.0	10.0	10.0	10.0	10.0	10.0	10.0	8.3	8.3	10.0
i. Freedom of Foreign Movement	10.0	10.0	10.0	10.0	10.0	10.0	10.0	10.0	10.0	5.0	10.0	10.0
ii. Freedom of Domestic Movement	10.0	10.0	10.0	10.0	10.0	10.0	10.0	10.0	10.0	10.0	5.0	10.0
iii. Women's Freedom of Movement	10.0	10.0	10.0	10.0	10.0	10.0	10.0	10.0	10.0	10.0	10.0	10.0
2B. Religion	10.0	10.0	10.0	7.5	10.0	10.0	6.3	10.0	7.5	8.8	7.5	10.0
i. Freedom to Establish Religious Organizations	10.0	10.0	10.0	5.0	10.0	10.0	5.0	10.0	7.5	7.5	7.5	10.0
ii. Autonomy of Religious Organizations	10.0	10.0	10.0	10.0	10.0	10.0	7.5	10.0	7.5	10.0	7.5	10.0
2C. Association, Assembly, & Civil Society	10.0	9.2	10.0	9.6	10.0	10.0	8.5	10.0	9.4	10.0	8.8	9.0
i. Freedom of Association	10.0	10.0	10.0	10.0	10.0	10.0	10.0	10.0	10.0	10.0	10.0	10.0
ii. Freedom of Assembly and Demonstration	10.0	7.5	10.0	10.0	10.0	10.0	10.0	10.0	10.0	10.0	10.0	10.0
iii. Autonomy of Organizations (operational independence from political authority)	10.0	9.2	10.0	8.3	10.0	10.0	8.3	10.0	8.3	10.0	7.5	7.5
iv. Freedom to Establish Organizations	10.0	10.0	10.0	10.0	10.0	10.0	5.8	10.0	9.2	10.0	7.5	8.3
2D. Expression & Information	9.2	8.8	9.4	9.2	9.0	8.6	9.2	9.6	8.8	9.1	8.2	9.0
i. Press Killings	10.0	10.0	10.0	10.0	10.0	10.0	10.0	10.0	10.0	10.0	10.0	10.0
ii. Laws and Regulations that Influence Media Content	8.3	7.3	8.3	8.3	8.0	6.0	9.3	9.0	8.7	8.0	7.0	7.3
iii. Political Pressures and Controls on Media Content	7.8	6.5	8.5	7.8	7.0	7.0	6.5	8.8	6.5	7.3	6.5	7.5
iv. Freedom of Access to Foreign Information	10.0	10.0	10.0	10.0	10.0	10.0	10.0	10.0	8.8	10.0	10.0	10.0
v. State Control over Internet Access	10.0	10.0	10.0	10.0	10.0	10.0	10.0	10.0	10.0	10.0	7.5	10.0
2E. Relationships	10.0	5.0	10.0	7.5	10.0	10.0	10.0	10.0	10.0	10.0	10.0	10.0
i. Parental Rights	10.0	0.0	10.0	10.0	10.0	10.0	10.0	10.0	10.0	10.0	10.0	10.0
ii. Same-Sex Relationships	10.0	10.0	10.0	5.0	10.0	10.0	10.0	10.0	10.0	10.0	10.0	10.0
PERSONAL FREEDOM	8.89	8.34	9.05	8.59	8.93	8.99	8.71	9.37	8.68	8.77	8.58	8.70
ECONOMIC FREEDOM	7.43	7.94	7.23	7.62	7.28	7.18	7.44	6.76	7.40	7.29	7.48	7.37
FREEDOM INDEX	8.16	8.14	8.14	8.11	8.11	8.09	8.08	8.07	8.04	8.03	8.03	8.03

APPENDIX F *Continued*

2011 Human Freedom Index Appendix	Hungary	Romania	Singapore	Costa Rica	Bulgaria	Slovenia	Montenegro	Croatia	Greece	Macedonia	Israel	Peru
Rank	37	38	39	40	41	42	43	44	44	46	47	48
1A. Rule of Law	6.4	6.3	8.3	6.2	5.3	6.7	5.5	5.6	6.1	5.6	6.7	5.4
i. Procedural Justice	7.4	7.0	8.3	-	6.3	8.2	-	6.3	7.2	6.0	-	7.4
ii. Civil Justice	5.5	5.9	7.9	-	5.7	6.0	-	5.1	6.1	5.3	-	4.3
iii. Criminal Justice	6.4	6.0	8.7	-	3.9	5.9	-	5.3	5.0	5.3	-	4.5
1B. Security and Safety	9.6	9.8	9.1	8.7	9.8	9.7	9.4	9.9	9.6	9.6	9.0	8.6
i. Homicide	9.4	9.4	9.9	6.0	9.3	9.7	8.6	9.6	9.3	9.4	9.2	6.2
ii. Disappearance, Conflict, & Terrorism	9.5	10.0	10.0	10.0	10.0	9.5	9.5	10.0	9.5	9.5	7.9	9.5
iii. Women's Security	9.8	10.0	7.5	10.0	10.0	10.0	10.0	10.0	10.0	10.0	9.8	10.0
2A. Movement	10.0	10.0	6.7	8.3	10.0	10.0	10.0	10.0	10.0	10.0	3.3	10.0
i. Freedom of Foreign Movement	10.0	10.0	5.0	5.0	10.0	10.0	10.0	10.0	10.0	10.0	0.0	10.0
ii. Freedom of Domestic Movement	10.0	10.0	5.0	10.0	10.0	10.0	10.0	10.0	10.0	10.0	0.0	10.0
iii. Women's Freedom of Movement	10.0	10.0	10.0	10.0	10.0	10.0	10.0	10.0	10.0	10.0	10.0	10.0
2B. Religion	8.8	7.5	5.0	7.5	7.5	10.0	-	7.5	8.8	-	7.5	7.5
i. Freedom to Establish Religious Organizations	10.0	10.0	5.0	7.5	7.5	10.0	-	7.5	7.5	-	7.5	7.5
ii. Autonomy of Religious Organizations	7.5	5.0	5.0	7.5	7.5	10.0	-	7.5	10.0	-	7.5	7.5
2C. Association, Assembly, & Civil Society	9.4	8.1	2.7	9.2	9.6	10.0	-	9.6	10.0	-	9.8	7.3
i. Freedom of Association	10.0	10.0	2.5	10.0	10.0	10.0	-	10.0	10.0	-	10.0	7.5
ii. Freedom of Assembly and Demonstration	10.0	7.5	0.0	10.0	10.0	10.0	-	10.0	10.0	-	10.0	7.5
iii. Autonomy of Organizations (operational independence from political authority)	7.5	6.7	4.2	8.3	8.3	10.0	-	9.2	10.0	-	10.0	6.7
iv. Freedom to Establish Organizations	10.0	8.3	4.2	8.3	10.0	10.0	-	9.2	10.0	-	9.2	7.5
2D. Expression & Information	8.6	8.5	5.6	9.3	8.5	9.0	7.7	8.6	8.7	6.5	8.8	6.1
i. Press Killings	10.0	10.0	10.0	10.0	10.0	10.0	10.0	10.0	10.0	10.0	10.0	0.0
ii. Laws and Regulations that Influence Media Content	6.0	6.0	2.0	8.3	6.3	7.3	7.0	7.0	7.0	4.7	7.7	5.3
iii. Political Pressures and Controls on Media Content	6.8	6.3	4.5	8.0	6.3	7.5	6.0	6.0	6.3	4.8	6.3	5.3
iv. Freedom of Access to Foreign Information	10.0	10.0	6.3	10.0	10.0	10.0	-	10.0	10.0	-	10.0	10.0
v. State Control over Internet Access	10.0	10.0	5.0	10.0	10.0	10.0	-	10.0	10.0	-	10.0	10.0
2E. Relationships	10.0	10.0	7.5	10.0	10.0	10.0	10.0	10.0	10.0	10.0	10.0	10.0
i. Parental Rights	10.0	10.0	10.0	10.0	10.0	10.0	10.0	10.0	10.0	10.0	-	10.0
ii. Same-Sex Relationships	10.0	10.0	5.0	10.0	10.0	10.0	10.0	10.0	10.0	10.0	10.0	10.0
PERSONAL FREEDOM	8.67	8.43	7.10	8.13	8.33	9.00	8.33	8.43	8.67	8.22	7.86	7.58
ECONOMIC FREEDOM	7.36	7.49	8.66	7.61	7.38	6.57	7.13	6.91	6.68	7.09	7.32	7.59
FREEDOM INDEX	8.01	7.96	7.88	7.87	7.85	7.79	7.73	7.67	7.67	7.66	7.59	7.58

APPENDIX F *Continued*

2011 Human Freedom Index Appendix	Bahamas	Georgia	Armenia	Albania	Cape Verde	Suriname	Panama	Barbados	Mongolia	Bosnia Herzegovina	Fiji	Turkey
Rank	49	50	51	52	53	54	55	56	56	58	59	60
1A. Rule of Law	6.4	6.0	4.9	4.9	6.1	5.4	4.9	6.9	5.3	6.1	4.3	4.8
i. Procedural Justice	-	5.3	-	5.7	-	-	5.8	-	5.2	7.0	-	4.8
ii. Civil Justice	-	6.1	-	5.1	-	-	5.1	-	5.3	5.0	-	5.5
iii. Criminal Justice	-	6.6	-	4.1	-	-	3.8	-	5.4	6.2	-	4.2
1B. Security and Safety	5.0	8.1	9.3	8.8	8.0	8.6	7.3	8.7	8.5	9.1	8.9	8.9
i. Homicide	0.0	8.3	9.1	8.2	4.0	7.6	1.9	6.2	6.1	9.5	8.4	9.0
ii. Disappearance, Conflict, & Terrorism	10.0	8.5	9.5	10.0	10.0	10.0	10.0	10.0	9.5	9.5	10.0	7.9
iii. Women's Security	5.0	7.5	9.2	8.3	10.0	8.3	10.0	10.0	10.0	8.3	8.3	9.8
2A. Movement	10.0	6.7	6.7	6.7	10.0	10.0	10.0	10.0	10.0	6.7	8.3	10.0
i. Freedom of Foreign Movement	10.0	5.0	5.0	5.0	10.0	10.0	10.0	10.0	10.0	0.0	10.0	10.0
ii. Freedom of Domestic Movement	10.0	10.0	5.0	10.0	10.0	10.0	10.0	10.0	10.0	10.0	5.0	10.0
iii. Women's Freedom of Movement	10.0	5.0	10.0	5.0	10.0	-	10.0	-	10.0	10.0	10.0	10.0
2B. Religion	-	8.8	5.0	8.8	-	-	10.0	-	5.0	7.5	-	5.0
i. Freedom to Establish Religious Organizations	-	7.5	5.0	10.0	-	-	10.0	-	5.0	7.5	-	5.0
ii. Autonomy of Religious Organizations	-	10.0	5.0	7.5	-	-	10.0	-	5.0	7.5	-	5.0
2C. Association, Assembly, & Civil Society	-	8.3	7.5	9.2	-	-	10.0	-	7.9	9.0	-	7.1
i. Freedom of Association	-	10.0	5.0	10.0	-	-	10.0	-	7.5	10.0	-	7.5
ii. Freedom of Assembly and Demonstration	-	7.5	7.5	10.0	-	-	10.0	-	7.5	10.0	-	7.5
iii. Autonomy of Organizations (operational independence from political authority)	-	8.3	9.2	6.7	-	-	10.0	-	7.5	6.7	-	5.8
iv. Freedom to Establish Organizations	-	7.5	8.3	10.0	-	-	10.0	-	9.2	9.2	-	7.5
2D. Expression & Information	8.8	7.8	7.4	8.0	8.6	8.6	5.9	8.8	8.5	8.3	5.8	6.4
i. Press Killings	10.0	10.0	10.0	10.0	10.0	10.0	0.0	10.0	10.0	10.0	10.0	10.0
ii. Laws and Regulations that Influence Media Content	9.0	5.7	3.0	4.7	8.0	8.7	4.3	9.0	5.7	7.0	4.0	2.7
iii. Political Pressures and Controls on Media Content	7.5	4.8	4.0	5.5	7.8	7.0	5.3	7.5	7.0	4.3	3.3	4.5
iv. Freedom of Access to Foreign Information	-	8.8	10.0	10.0	-	-	10.0	-	10.0	10.0	-	10.0
v. State Control over Internet Access	-	10.0	10.0	10.0	-	-	10.0	-	10.0	10.0	-	5.0
2E. Relationships	10.0	7.5	10.0	10.0	10.0	10.0	10.0	5.0	10.0	10.0	10.0	10.0
i. Parental Rights	10.0	5.0	10.0	10.0	-	10.0	-	10.0	10.0	10.0	10.0	10.0
ii. Same-Sex Relationships	10.0	10.0	10.0	10.0	10.0	10.0	10.0	0.0	10.0	10.0	10.0	10.0
PERSONAL FREEDOM	7.66	7.43	7.19	7.70	8.28	8.26	7.64	7.88	7.61	7.94	7.33	7.27
ECONOMIC FREEDOM	7.40	7.62	7.73	7.18	6.54	6.51	7.12	6.82	7.10	6.73	7.14	7.07
FREEDOM INDEX	7.53	7.52	7.46	7.44	7.41	7.39	7.38	7.35	7.35	7.33	7.23	7.17

APPENDIX F *Continued*

2011 Human Freedom Index Appendix	Cambodia	Brazil	Philippines	Guyana	South Africa	Argentina	Serbia	Indonesia	Jamaica	Dominican Republic	Ghana	India
Rank	61	62	62	64	64	66	67	68	68	70	70	70
1A. Rule of Law	3.8	5.5	4.2	4.8	5.4	5.3	4.7	4.6	4.6	5.1	5.4	4.3
i. Procedural Justice	3.8	6.1	4.1	-	5.9	6.3	5.0	4.5	4.4	5.6	5.8	4.1
ii. Civil Justice	3.7	5.5	4.3	-	5.5	5.4	4.7	4.9	5.1	5.1	6.1	4.5
iii. Criminal Justice	4.0	4.9	4.2	-	4.9	4.3	4.5	4.5	4.2	4.7	4.5	4.4
1B. Security and Safety	8.9	6.3	7.8	7.6	5.8	9.1	9.1	9.2	6.3	6.5	8.4	7.1
i. Homicide	7.4	0.6	6.4	3.4	0.0	7.8	9.4	9.8	0.0	0.1	7.6	8.6
ii. Disappearance, Conflict, & Terrorism	9.4	9.0	7.1	9.5	7.5	9.5	9.5	9.5	9.0	9.5	9.5	6.9
iii. Women's Security	10.0	9.2	10.0	10.0	10.0	10.0	8.3	8.3	10.0	10.0	8.2	5.8
2A. Movement	8.3	10.0	8.3	10.0	10.0	10.0	6.7	6.7	8.3	6.7	10.0	8.3
i. Freedom of Foreign Movement	10.0	10.0	10.0	10.0	10.0	10.0	5.0	10.0	10.0	5.0	10.0	10.0
ii. Freedom of Domestic Movement	5.0	10.0	5.0	10.0	10.0	10.0	5.0	5.0	10.0	5.0	10.0	5.0
iii. Women's Freedom of Movement	10.0	10.0	10.0	10.0	10.0	10.0	10.0	5.0	5.0	10.0	10.0	10.0
2B. Religion	7.5	10.0	7.5	-	8.8	10.0	6.3	8.8	8.8	8.8	8.8	10.0
i. Freedom to Establish Religious Organizations	7.5	10.0	5.0	-	7.5	10.0	5.0	7.5	7.5	10.0	7.5	10.0
ii. Autonomy of Religious Organizations	7.5	10.0	10.0	-	10.0	10.0	7.5	10.0	10.0	7.5	10.0	10.0
2C. Association, Assembly, & Civil Society	6.9	9.6	6.5	-	8.3	8.8	7.7	9.2	8.8	7.3	8.5	9.8
i. Freedom of Association	7.5	10.0	7.5	-	10.0	10.0	7.5	10.0	10.0	7.5	10.0	10.0
ii. Freedom of Assembly and Demonstration	5.0	10.0	7.5	-	10.0	10.0	10.0	10.0	10.0	5.0	7.5	10.0
iii. Autonomy of Organizations (operational independence from political authority)	7.5	8.3	4.2	-	5.0	6.7	5.8	7.5	7.5	7.5	9.2	10.0
iv. Freedom to Establish Organizations	7.5	10.0	6.7	-	8.3	8.3	7.5	9.2	7.5	9.2	7.5	9.2
2D. Expression & Information	7.5	7.5	6.4	7.9	8.1	8.1	8.4	7.3	9.4	6.5	9.0	7.7
i. Press Killings	10.0	7.0	4.7	10.0	10.0	10.0	10.0	10.0	10.0	0.1	10.0	9.8
ii. Laws and Regulations that Influence Media Content	3.0	5.7	6.0	7.3	6.7	6.0	7.0	4.7	9.0	7.7	7.3	7.0
iii. Political Pressures and Controls on Media Content	4.3	5.0	5.0	6.3	6.5	4.5	6.3	5.5	7.8	4.8	7.5	5.3
iv. Freedom of Access to Foreign Information	10.0	10.0	8.8	-	10.0	10.0	8.8	8.8	10.0	10.0	10.0	6.3
v. State Control over Internet Access	10.0	10.0	7.5	-	7.5	10.0	10.0	7.5	10.0	10.0	10.0	10.0
2E. Relationships	10.0	10.0	10.0	10.0	10.0	10.0	10.0	5.0	7.5	10.0	5.0	10.0
i. Parental Rights	10.0	10.0	10.0	-	10.0	10.0	10.0	5.0	10.0	10.0	5.0	10.0
ii. Same-Sex Relationships	10.0	10.0	10.0	10.0	10.0	10.0	10.0	5.0	5.0	10.0	5.0	10.0
PERSONAL FREEDOM	7.20	7.65	6.87	7.77	7.33	8.29	7.35	7.13	7.00	6.83	7.58	7.43
ECONOMIC FREEDOM	7.06	6.57	7.35	6.38	6.80	5.82	6.73	6.91	7.03	7.19	6.44	6.60
FREEDOM INDEX	7.13	7.11	7.11	7.07	7.07	7.05	7.04	7.02	7.02	7.01	7.01	7.01

APPENDIX F *Continued*

2011 Human Freedom Index Appendix	Lebanon	Moldova	Bolivia	Ukraine	Bahrain	Belize	El Salvador	Nicaragua	Paraguay	Trinidad and Tobago	Thailand	Haiti
Rank	73	74	75	76	77	77	79	79	81	81	83	84
1A. Rule of Law	5.3	4.2	3.7	4.7	6.1	5.0	3.9	4.3	4.2	5.2	5.6	3.6
i. Procedural Justice	6.4	4.5	4.4	5.1	-	-	4.4	4.5	-	-	6.4	-
ii. Civil Justice	4.5	4.2	3.8	5.2	-	-	4.9	4.2	-	-	4.3	-
iii. Criminal Justice	4.9	4.0	2.8	3.9	-	-	2.5	4.2	-	-	5.9	-
1B. Security and Safety	8.2	8.2	8.3	9.3	7.4	6.7	6.3	7.6	8.3	6.3	8.5	7.6
i. Homicide	9.1	6.6	6.0	8.3	9.8	0.0	0.0	5.0	6.0	0.0	8.0	6.4
ii. Disappearance, Conflict, & Terrorism	7.3	9.0	9.0	9.5	6.5	10.0	9.0	9.5	9.0	9.0	7.4	8.0
iii. Women's Security	8.3	9.2	10.0	10.0	5.8	10.0	10.0	8.3	10.0	10.0	10.0	8.3
2A. Movement	5.0	8.3	10.0	10.0	6.7	10.0	10.0	6.7	10.0	10.0	10.0	10.0
i. Freedom of Foreign Movement	5.0	10.0	10.0	10.0	10.0	10.0	10.0	10.0	10.0	10.0	10.0	10.0
ii. Freedom of Domestic Movement	5.0	5.0	10.0	10.0	5.0	10.0	10.0	5.0	10.0	10.0	10.0	10.0
iii. Women's Freedom of Movement	5.0	10.0	10.0	10.0	5.0	-	10.0	5.0	10.0	10.0	10.0	10.0
2B. Religion	8.8	-	10.0	7.5	7.5	-	7.5	6.3	6.3	-	7.5	10.0
i. Freedom to Establish Religious Organizations	7.5	-	10.0	7.5	7.5	-	7.5	5.0	5.0	-	7.5	10.0
ii. Autonomy of Religious Organizations	10.0	-	10.0	7.5	7.5	-	7.5	7.5	7.5	-	7.5	10.0
2C. Association, Assembly, & Civil Society	9.2	-	9.6	7.1	5.4	-	7.7	5.8	6.3	-	7.7	9.4
i. Freedom of Association	10.0	-	10.0	7.5	5.0	-	7.5	7.5	7.5	-	7.5	10.0
ii. Freedom of Assembly and Demonstration	10.0	-	10.0	7.5	2.5	-	7.5	7.5	7.5	-	7.5	10.0
iii. Autonomy of Organizations (operational independence from political authority)	8.3	-	8.3	6.7	6.7	-	7.5	4.2	5.0	-	7.5	10.0
iv. Freedom to Establish Organizations	8.3	-	10.0	6.7	7.5	-	8.3	4.2	5.0	-	8.3	7.5
2D. Expression & Information	7.9	6.6	6.1	7.3	2.6	8.4	5.6	7.9	5.6	8.4	5.7	8.2
i. Press Killings	10.0	10.0	0.3	10.0	0.0	10.0	0.0	10.0	0.0	10.0	8.5	10.0
ii. Laws and Regulations that Influence Media Content	4.0	4.3	5.7	4.0	0.7	7.3	7.0	5.7	4.0	8.0	3.3	5.3
iii. Political Pressures and Controls on Media Content	5.3	5.5	4.5	4.8	1.3	8.0	5.8	5.0	4.0	7.3	4.0	5.5
iv. Freedom of Access to Foreign Information	10.0	-	10.0	7.5	8.8	-	7.5	8.8	10.0	-	7.5	10.0
v. State Control over Internet Access	10.0	-	10.0	10.0	2.5	-	7.5	10.0	10.0	-	5.0	10.0
2E. Relationships	2.5	10.0	10.0	10.0	5.0	7.5	10.0	7.5	10.0	5.0	5.0	5.0
i. Parental Rights	5.0	10.0	10.0	10.0	0.0	10.0	10.0	5.0	10.0	10.0	5.0	5.0
ii. Same-Sex Relationships	0.0	10.0	10.0	10.0	10.0	5.0	10.0	10.0	10.0	0.0	-	5.0
PERSONAL FREEDOM	6.71	7.27	7.58	7.67	6.09	7.24	6.63	6.39	6.95	6.79	7.11	7.06
ECONOMIC FREEDOM	7.29	6.72	6.39	6.19	7.76	6.60	7.14	7.39	6.81	6.98	6.63	6.62
FREEDOM INDEX	7.00	6.99	6.98	6.93	6.92	6.92	6.89	6.89	6.88	6.88	6.87	6.84

APPENDIX F *Continued*

2011 Human Freedom Index Appendix	Jordan	Kenya	Namibia	Papua New Guinea	Malawi	Nepal	Zambia	Botswana	Mexico	Brunei	Tanzania	Madagascar
Rank	85	85	87	88	89	89	91	92	92	94	95	96
1A. Rule of Law	5.3	4.3	5.8	4.2	4.8	5.1	4.4	6.2	4.2	6.6	4.7	4.9
i. Procedural Justice	4.2	4.1	-	-	4.0	5.5	4.8	4.8	5.0	-	4.3	4.3
ii. Civil Justice	6.5	4.7	-	-	5.9	4.3	4.6	6.5	4.0	-	4.8	5.3
iii. Criminal Justice	5.2	4.0	-	-	4.5	5.4	3.7	7.2	3.5	-	4.9	4.9
1B. Security and Safety	7.7	7.7	7.4	7.3	9.5	9.4	8.3	7.0	6.1	8.5	6.5	7.1
i. Homicide	9.2	7.5	4.4	5.8	9.1	9.6	5.7	2.6	0.9	9.2	4.9	5.6
ii. Disappearance, Conflict, & Terrorism	9.0	8.3	9.5	9.5	9.5	9.3	10.0	10.0	7.5	10.0	8.5	9.0
iii. Women's Security	4.8	7.4	8.3	6.7	9.8	9.2	9.2	8.3	9.8	6.3	6.2	6.7
2A. Movement	6.7	5.0	10.0	8.3	8.3	8.3	6.7	6.7	10.0	8.3	8.3	8.3
i. Freedom of Foreign Movement	10.0	0.0	10.0	10.0	10.0	10.0	5.0	5.0	10.0	10.0	10.0	10.0
ii. Freedom of Domestic Movement	0.0	5.0	10.0	10.0	10.0	10.0	10.0	10.0	10.0	5.0	10.0	5.0
iii. Women's Freedom of Movement	10.0	10.0	10.0	5.0	5.0	5.0	5.0	5.0	10.0	10.0	5.0	10.0
2B. Religion	1.3	10.0	7.5	-	-	6.3	7.5	6.3	7.5	-	8.8	8.8
i. Freedom to Establish Religious Organizations	2.5	10.0	7.5	-	-	7.5	7.5	5.0	7.5	-	10.0	10.0
ii. Autonomy of Religious Organizations	0.0	10.0	7.5	-	-	5.0	7.5	7.5	7.5	-	7.5	7.5
2C. Association, Assembly, & Civil Society	6.5	8.8	7.5	-	-	6.5	7.7	6.5	8.1	-	5.4	8.3
i. Freedom of Association	7.5	7.5	7.5	-	-	7.5	7.5	7.5	10.0	-	5.0	10.0
ii. Freedom of Assembly and Demonstration	10.0	7.5	7.5	-	-	7.5	7.5	7.5	10.0	-	5.0	5.0
iii. Autonomy of Organizations (operational independence from political authority)	5.0	10.0	7.5	-	-	5.0	8.3	5.8	5.0	-	6.7	8.3
iv. Freedom to Establish Organizations	3.3	10.0	7.5	-	-	5.8	7.5	5.0	7.5	-	5.0	10.0
2D. Expression & Information	7.0	7.7	7.8	8.4	6.0	5.8	6.6	7.2	6.0	4.8	7.5	7.3
i. Press Killings	10.0	10.0	10.0	10.0	10.0	10.0	10.0	10.0	3.3	10.0	10.0	10.0
ii. Laws and Regulations that Influence Media Content	3.0	4.7	7.0	8.0	3.7	5.0	3.7	6.3	4.3	0.7	4.0	3.7
iii. Political Pressures and Controls on Media Content	4.3	5.3	6.8	7.3	4.3	3.8	4.5	5.8	2.3	3.8	6.0	2.8
iv. Freedom of Access to Foreign Information	7.5	8.8	7.5	-	-	5.0	7.5	6.3	10.0	-	7.5	10.0
v. State Control over Internet Access	10.0	10.0	7.5	-	-	5.0	7.5	7.5	10.0	-	10.0	10.0
2E. Relationships	5.0	5.0	6.3	5.0	7.5	10.0	3.8	2.5	10.0	2.5	7.5	8.8
i. Parental Rights	0.0	5.0	7.5	5.0	10.0	10.0	2.5	5.0	10.0	0.0	5.0	7.5
ii. Same-Sex Relationships	10.0	5.0	5.0	5.0	5.0	10.0	5.0	0.0	10.0	5.0	10.0	10.0
PERSONAL FREEDOM	5.88	6.66	7.21	6.52	7.21	7.30	6.40	6.20	6.73	6.38	6.56	7.14
ECONOMIC FREEDOM	7.77	6.98	6.39	7.06	6.31	6.23	7.11	7.23	6.72	7.03	6.84	6.25
FREEDOM INDEX	6.82	6.82	6.80	6.79	6.76	6.76	6.75	6.72	6.72	6.71	6.70	6.69

APPENDIX F *Continued*

2011 Human Freedom Index Appendix	Ecuador	Kuwait	East Timor	Benin	Burkina Faso	Honduras	Kazakhstan	Malaysia	Colombia	Guatemala	Rwanda	Lesotho
Rank	97	98	99	100	101	102	102	104	105	105	107	108
1A. Rule of Law	4.6	6.2	3.8	4.5	4.9	4.3	4.6	5.8	4.8	4.6	5.1	5.1
i. Procedural Justice	5.3	-	-	-	4.2	-	4.2	5.6	4.6	5.9	-	-
ii. Civil Justice	4.2	-	-	-	5.9	-	4.9	5.7	5.3	4.1	-	-
iii. Criminal Justice	4.4	-	-	-	4.5	-	4.6	6.1	4.3	3.7	-	-
1B. Security and Safety	7.6	8.4	8.7	7.4	6.8	5.7	8.0	9.1	5.4	6.2	5.1	5.1
i. Homicide	3.8	9.8	8.6	6.6	6.8	0.0	6.5	9.1	0.0	0.0	0.8	0.0
ii. Disappearance, Conflict, & Terrorism	9.0	9.5	10.0	8.5	9.5	8.0	7.4	10.0	6.1	8.5	6.1	9.5
iii. Women's Security	10.0	5.8	7.5	7.1	4.2	9.2	10.0	8.3	10.0	10.0	8.3	5.8
2A. Movement	10.0	3.3	6.7	5.0	8.3	6.7	6.7	5.0	6.7	10.0	6.7	10.0
i. Freedom of Foreign Movement	10.0	10.0	10.0	0.0	10.0	10.0	5.0	5.0	5.0	10.0	10.0	10.0
ii. Freedom of Domestic Movement	10.0	0.0	10.0	10.0	10.0	5.0	5.0	5.0	10.0	10.0	5.0	10.0
iii. Women's Freedom of Movement	10.0	0.0	0.0	5.0	5.0	5.0	10.0	5.0	5.0	10.0	5.0	10.0
2B. Religion	8.8	5.0	-	10.0	8.8	6.3	5.0	3.8	7.5	7.5	3.8	-
i. Freedom to Establish Religious Organizations	10.0	2.5	-	10.0	7.5	5.0	2.5	2.5	7.5	7.5	5.0	-
ii. Autonomy of Religious Organizations	7.5	7.5	-	10.0	10.0	7.5	7.5	5.0	7.5	7.5	2.5	-
2C. Association, Assembly, & Civil Society	7.9	5.8	-	10.0	8.5	6.9	2.9	5.0	7.9	7.5	3.5	-
i. Freedom of Association	10.0	7.5	-	10.0	10.0	7.5	2.5	7.5	10.0	7.5	5.0	-
ii. Freedom of Assembly and Demonstration	10.0	10.0	-	10.0	7.5	7.5	2.5	2.5	7.5	7.5	5.0	-
iii. Autonomy of Organizations (operational independence from political authority)	7.5	4.2	-	10.0	6.7	7.5	3.3	6.7	7.5	7.5	1.7	-
iv. Freedom to Establish Organizations	4.2	1.7	-	10.0	10.0	5.0	3.3	3.3	6.7	7.5	2.5	-
2D. Expression & Information	7.5	5.9	7.9	8.7	8.3	4.4	5.4	5.8	6.9	5.3	5.9	6.9
i. Press Killings	10.0	10.0	10.0	10.0	10.0	0.0	10.0	10.0	7.9	3.2	10.0	10.0
ii. Laws and Regulations that Influence Media Content	3.3	3.7	6.3	6.3	5.7	4.3	0.7	2.0	6.3	4.7	1.3	5.3
iii. Political Pressures and Controls on Media Content	4.0	4.5	7.3	7.0	6.0	2.5	2.5	4.5	3.0	3.5	2.0	5.3
iv. Freedom of Access to Foreign Information	10.0	6.3	-	10.0	10.0	7.5	6.3	5.0	10.0	7.5	8.8	-
v. State Control over Internet Access	10.0	5.0	-	10.0	10.0	7.5	7.5	7.5	7.5	7.5	7.5	-
2E. Relationships	10.0	3.8	7.5	7.5	8.8	8.8	10.0	3.8	10.0	0.0	8.8	7.5
i. Parental Rights	10.0	2.5	5.0	5.0	7.5	7.5	10.0	7.5	10.0	0.0	7.5	10.0
ii. Same-Sex Relationships	10.0	5.0	10.0	10.0	10.0	10.0	10.0	0.0	10.0	-	10.0	5.0
PERSONAL FREEDOM	7.47	6.04	6.80	7.09	7.21	5.80	6.14	6.06	6.44	5.72	5.40	6.61
ECONOMIC FREEDOM	5.84	7.21	6.41	6.11	5.95	7.33	6.98	7.03	6.60	7.33	7.52	6.26
FREEDOM INDEX	6.65	6.62	6.61	6.60	6.58	6.56	6.56	6.55	6.52	6.52	6.46	6.44

APPENDIX F *Continued*

2011 Human Freedom Index Appendix	Gambia, The	Mali	Kyrgyz Republic	Uganda	Niger	Russia	Tajikistan	Oman	Morocco	Sri Lanka	Tunisia	Mozambique
Rank	109	110	111	112	113	113	115	116	117	117	119	120
1A. Rule of Law	4.8	4.9	4.0	4.1	4.7	4.3	3.9	6.4	4.0	5.2	5.2	4.8
i. Procedural Justice	-	-	3.9	2.7	-	3.9	-	-	2.9	4.1	4.9	-
ii. Civil Justice	-	-	4.6	5.1	-	5.0	-	-	5.4	5.2	5.6	-
iii. Criminal Justice	-	-	3.5	4.3	-	4.0	-	-	3.5	6.2	5.2	-
1B. Security and Safety	6.7	6.4	7.1	6.7	7.9	7.6	8.9	7.9	8.0	8.0	8.3	7.1
i. Homicide	5.9	7.0	6.4	5.7	8.1	6.2	9.4	9.6	9.4	8.6	9.1	5.0
ii. Disappearance, Conflict, & Terrorism	10.0	8.5	6.5	7.7	9.0	6.6	8.3	8.5	7.9	7.0	9.0	9.5
iii. Women's Security	4.1	3.8	8.3	6.6	6.6	10.0	9.2	5.5	6.7	8.3	6.7	6.7
2A. Movement	8.3	6.7	5.0	8.3	3.3	6.7	8.3	6.7	8.3	5.0	5.0	5.0
i. Freedom of Foreign Movement	10.0	10.0	5.0	10.0	5.0	0.0	10.0	10.0	10.0	5.0	10.0	0.0
ii. Freedom of Domestic Movement	5.0	10.0	5.0	10.0	5.0	10.0	5.0	10.0	5.0	5.0	0.0	10.0
iii. Women's Freedom of Movement	10.0	0.0	5.0	5.0	0.0	10.0	10.0	0.0	10.0	5.0	5.0	5.0
2B. Religion	-	10.0	-	6.3	7.5	3.8	-	3.8	2.5	6.3	3.8	8.8
i. Freedom to Establish Religious Organizations	-	10.0	-	7.5	7.5	2.5	-	2.5	2.5	7.5	2.5	10.0
ii. Autonomy of Religious Organizations	-	10.0	-	5.0	7.5	5.0	-	5.0	2.5	5.0	5.0	7.5
2C. Association, Assembly, & Civil Society	-	9.8	-	5.8	8.5	4.4	-	3.1	7.5	7.3	6.7	9.2
i. Freedom of Association	-	10.0	-	5.0	10.0	5.0	-	2.5	7.5	7.5	7.5	10.0
ii. Freedom of Assembly and Demonstration	-	10.0	-	5.0	10.0	2.5	-	2.5	7.5	7.5	5.0	10.0
iii. Autonomy of Organizations (operational independence from political authority)	-	9.2	-	5.8	6.7	6.7	-	4.2	7.5	6.7	6.7	7.5
iv. Freedom to Establish Organizations	-	10.0	-	7.5	7.5	3.3	-	3.3	7.5	7.5	7.5	9.2
2D. Expression & Information	4.2	7.6	5.4	6.2	8.2	6.7	4.8	5.2	6.3	6.2	4.8	8.4
i. Press Killings	10.0	10.0	10.0	7.2	10.0	9.3	10.0	10.0	10.0	10.0	0.6	10.0
ii. Laws and Regulations that Influence Media Content	1.3	7.0	3.3	3.7	5.0	2.0	1.7	1.7	1.7	2.3	4.0	6.0
iii. Political Pressures and Controls on Media Content	1.3	8.3	2.8	4.0	5.8	2.0	2.8	3.3	3.8	2.3	5.8	6.0
iv. Freedom of Access to Foreign Information	-	5.0	-	8.8	10.0	10.0	-	6.3	8.8	8.8	8.8	10.0
v. State Control over Internet Access	-	7.5	-	7.5	10.0	10.0	-	5.0	7.5	7.5	5.0	10.0
2E. Relationships	5.0	5.0	10.0	2.5	7.5	10.0	5.0	0.0	5.0	1.3	5.0	5.0
i. Parental Rights	10.0	0.0	10.0	5.0	5.0	10.0	10.0	0.0	10.0	2.5	10.0	10.0
ii. Same-Sex Relationships	0.0	10.0	10.0	0.0	10.0	10.0	0.0	0.0	0.0	0.0	0.0	0.0
PERSONAL FREEDOM	5.79	6.73	6.16	5.61	6.66	6.12	6.23	5.44	5.97	5.89	5.89	6.61
ECONOMIC FREEDOM	7.07	6.12	6.62	7.14	6.05	6.58	6.45	7.21	6.56	6.65	6.59	5.83
FREEDOM INDEX	6.43	6.42	6.39	6.38	6.35	6.35	6.34	6.33	6.27	6.27	6.24	6.22

APPENDIX F *Continued*

2011 Human Freedom Index Appendix	United Arab Emirates	Senegal	Cameroon	Qatar	Vietnam	Côte d'Ivoire	Sierra Leone	Azerbaijan	Bangladesh	Gabon	Mauritania	Guinea-Bissau
Rank	120	122	123	123	125	126	127	128	128	128	131	132
1A. Rule of Law	6.5	5.0	3.4	6.7	5.6	3.8	4.8	4.3	3.5	4.8	4.3	3.7
i. Procedural Justice	6.1	4.7	3.5	-	6.7	2.7	5.3	-	3.4	-	-	-
ii. Civil Justice	6.0	5.8	3.5	-	4.3	5.1	5.4	-	3.2	-	-	-
iii. Criminal Justice	7.5	4.6	3.2	-	5.7	3.7	3.6	-	3.8	-	-	-
1B. Security and Safety	7.2	8.3	8.1	6.9	9.0	6.3	7.8	8.7	8.2	7.3	6.6	7.0
i. Homicide	9.0	8.9	7.0	9.6	8.7	4.6	8.7	9.2	9.0	6.4	8.0	6.6
ii. Disappearance, Conflict, & Terrorism	10.0	8.8	9.0	8.7	10.0	7.3	9.5	9.5	8.0	9.0	7.4	8.5
iii. Women's Security	2.5	7.4	8.3	2.3	8.3	7.1	5.2	7.5	7.5	6.7	4.3	6.0
2A. Movement	1.7	5.0	3.3	3.3	3.3	3.3	3.3	5.0	6.7	3.3	6.7	10.0
i. Freedom of Foreign Movement	5.0	10.0	0.0	10.0	0.0	0.0	0.0	5.0	10.0	0.0	0.0	10.0
ii. Freedom of Domestic Movement	0.0	5.0	5.0	0.0	5.0	5.0	5.0	5.0	5.0	10.0	10.0	10.0
iii. Women's Freedom of Movement	0.0	0.0	5.0	0.0	5.0	5.0	5.0	5.0	5.0	0.0	10.0	10.0
2B. Religion	2.5	6.3	8.8	2.5	2.5	10.0	7.5	2.5	5.0	8.8	5.0	-
i. Freedom to Establish Religious Organizations	0.0	7.5	10.0	2.5	2.5	10.0	7.5	2.5	5.0	10.0	2.5	-
ii. Autonomy of Religious Organizations	5.0	5.0	7.5	2.5	2.5	10.0	7.5	2.5	5.0	7.5	7.5	-
2C. Association, Assembly, & Civil Society	0.6	9.4	7.7	2.5	3.1	9.4	5.2	3.1	6.3	7.5	8.3	-
i. Freedom of Association	0.0	10.0	7.5	2.5	2.5	10.0	5.0	2.5	7.5	7.5	7.5	-
ii. Freedom of Assembly and Demonstration	0.0	10.0	7.5	5.0	2.5	7.5	5.0	5.0	5.0	7.5	7.5	-
iii. Autonomy of Organizations (operational independence from political authority)	1.7	7.5	7.5	1.7	4.2	10.0	5.8	2.5	5.8	5.8	8.3	-
iv. Freedom to Establish Organizations	0.8	10.0	8.3	0.8	3.3	10.0	5.0	2.5	6.7	9.2	10.0	-
2D. Expression & Information	4.9	7.6	7.1	5.7	4.0	4.9	4.9	3.7	7.7	6.5	7.0	6.3
i. Press Killings	10.0	10.0	10.0	10.0	8.9	0.0	0.0	0.0	10.0	10.0	10.0	10.0
ii. Laws and Regulations that Influence Media Content	2.0	3.0	3.0	3.3	0.7	3.3	5.3	1.3	5.0	2.0	4.3	5.0
iii. Political Pressures and Controls on Media Content	3.8	5.0	3.5	3.8	1.5	2.3	5.3	2.0	4.8	4.0	5.5	3.8
iv. Freedom of Access to Foreign Information	6.3	10.0	8.8	6.3	6.3	8.8	6.3	7.5	8.8	8.8	7.5	-
v. State Control over Internet Access	2.5	10.0	10.0	5.0	2.5	10.0	7.5	7.5	10.0	7.5	7.5	-
2E. Relationships	0.0	2.5	3.8	0.0	10.0	7.5	5.0	10.0	0.0	5.0	3.8	3.8
i. Parental Rights	0.0	5.0	7.5	0.0	10.0	5.0	5.0	10.0	0.0	0.0	7.5	7.5
ii. Same-Sex Relationships	0.0	0.0	0.0	0.0	10.0	10.0	5.0	10.0	0.0	10.0	0.0	0.0
PERSONAL FREEDOM	4.38	6.41	5.93	4.78	5.94	6.04	5.74	5.69	5.47	6.14	5.79	6.01
ECONOMIC FREEDOM	8.06	5.99	6.33	7.47	6.26	5.98	6.26	6.19	6.41	5.74	6.06	5.81
FREEDOM INDEX	6.22	6.20	6.13	6.13	6.10	6.01	6.00	5.94	5.94	5.94	5.92	5.91

APPENDIX F *Continued*

2011 Human Freedom Index Appendix	China	Syria	Egypt	Burundi	Swaziland	Nigeria	Pakistan	Saudi Arabia	Togo	Congo, Republic of	Venezuela	Chad
Rank	133	134	135	136	137	138	139	140	141	142	143	144
1A. Rule of Law	4.7	4.8	4.2	3.9	4.8	3.7	3.5	5.7	4.2	3.9	3.1	3.5
i. Procedural Justice	4.3	-	3.3	-	-	2.8	2.6	-	-	-	3.0	-
ii. Civil Justice	4.3	-	4.7	-	-	5.3	3.9	-	-	-	3.8	-
iii. Criminal Justice	5.4	-	4.5	-	-	2.8	3.9	-	-	-	2.4	-
1B. Security and Safety	7.5	6.3	6.4	7.2	5.3	4.6	6.1	7.4	8.0	7.1	6.3	6.6
i. Homicide	9.6	9.1	8.6	6.8	0.0	2.0	6.8	9.7	5.9	5.0	0.0	7.1
ii. Disappearance, Conflict, & Terrorism	7.0	3.1	6.9	8.0	8.5	6.0	4.8	7.0	10.0	9.0	9.0	7.5
iii. Women's Security	5.8	6.7	3.6	6.7	7.5	5.7	6.7	5.5	8.1	7.2	10.0	5.2
2A. Movement	3.3	3.3	3.3	5.0	3.3	1.7	3.3	0.0	1.7	8.3	10.0	6.7
i. Freedom of Foreign Movement	0.0	5.0	10.0	5.0	5.0	0.0	5.0	0.0	0.0	10.0	10.0	5.0
ii. Freedom of Domestic Movement	0.0	0.0	0.0	5.0	5.0	5.0	5.0	0.0	5.0	10.0	10.0	10.0
iii. Women's Freedom of Movement	10.0	5.0	0.0	5.0	0.0	0.0	0.0	0.0	0.0	5.0	10.0	5.0
2B. Religion	2.5	8.8	5.0	10.0	-	6.3	5.0	2.5	7.5	8.8	8.8	6.3
i. Freedom to Establish Religious Organizations	2.5	10.0	2.5	10.0	-	10.0	2.5	2.5	7.5	10.0	10.0	5.0
ii. Autonomy of Religious Organizations	2.5	7.5	7.5	10.0	-	2.5	7.5	2.5	7.5	7.5	7.5	7.5
2C. Association, Assembly, & Civil Society	1.7	5.0	5.8	8.3	-	9.0	8.1	0.2	5.6	6.9	9.0	6.5
i. Freedom of Association	0.0	7.5	5.0	7.5	-	10.0	7.5	0.0	5.0	7.5	10.0	7.5
ii. Freedom of Assembly and Demonstration	2.5	2.5	7.5	7.5	-	7.5	7.5	0.0	5.0	5.0	10.0	5.0
iii. Autonomy of Organizations (operational independence from political authority)	2.5	4.2	4.2	8.3	-	8.3	7.5	0.0	5.8	5.8	6.7	7.5
iv. Freedom to Establish Organizations	1.7	5.8	6.7	10.0	-	10.0	10.0	0.8	6.7	9.2	9.2	5.8
2D. Expression & Information	4.6	3.1	6.3	6.8	5.1	7.9	5.4	3.8	6.2	5.1	5.6	5.7
i. Press Killings	9.9	0.9	7.5	10.0	10.0	9.4	3.8	10.0	10.0	10.0	6.6	10.0
ii. Laws and Regulations that Influence Media Content	0.3	0.3	3.3	2.3	2.0	5.7	4.0	0.3	2.7	1.7	1.0	2.3
iii. Political Pressures and Controls on Media Content	1.5	0.5	4.5	3.0	3.3	4.5	2.8	2.5	3.5	1.5	2.8	2.3
iv. Freedom of Access to Foreign Information	6.3	6.3	8.8	8.8	-	10.0	8.8	3.8	7.5	7.5	10.0	6.3
v. State Control over Internet Access	5.0	7.5	7.5	10.0	-	10.0	7.5	2.5	7.5	5.0	7.5	7.5
2E. Relationships	10.0	2.5	2.5	2.5	2.5	2.5	1.3	0.0	2.5	5.0	10.0	5.0
i. Parental Rights	10.0	5.0	5.0	5.0	0.0	5.0	2.5	0.0	5.0	0.0	10.0	0.0
ii. Same-Sex Relationships	10.0	0.0	0.0	0.0	5.0	0.0	0.0	0.0	0.0	10.0	10.0	10.0
PERSONAL FREEDOM	5.25	5.05	4.95	6.03	4.36	4.80	4.70	3.93	5.42	6.16	6.69	5.51
ECONOMIC FREEDOM	6.32	6.36	6.33	5.21	6.84	6.39	6.34	7.09	5.51	4.53	3.96	5.07
FREEDOM INDEX	5.79	5.71	5.64	5.62	5.60	5.59	5.52	5.51	5.46	5.34	5.32	5.29

APPENDIX F *Continued*

2011 Human Freedom Index Appendix	Ethiopia	Central African Republic	Algeria	Angola	Iran	Zimbabwe	Congo, Democratic Republic of	Yemen	Myanmar	Average
Rank	145	146	147	148	149	150	151	152	153	
1A. Rule of Law	4.5	3.7	4.5	3.8	4.3	3.7	3.3	4.0	3.4	5.48
i. Procedural Justice	4.0	-	-	-	2.2	2.7	-	-	-	5.82
ii. Civil Justice	4.6	-	-	-	6.2	4.0	-	-	-	5.59
iii. Criminal Justice	4.9	-	-	-	4.5	4.3	-	-	-	5.36
1B. Security and Safety	6.2	6.7	8.2	7.6	7.1	6.9	4.7	5.0	6.8	8.11
i. Homicide	5.2	5.3	9.7	6.0	8.4	5.8	0.0	8.1	3.9	7.04
ii. Disappearance, Conflict, & Terrorism	7.5	7.3	7.4	8.5	6.3	7.5	5.6	2.5	7.3	8.85
iii. Women's Security	5.9	7.5	7.5	8.3	6.7	7.5	8.3	4.6	9.2	8.41
2A. Movement	6.7	1.7	3.3	3.3	0.0	1.7	0.0	1.7	1.7	7.58
i. Freedom of Foreign Movement	10.0	0.0	5.0	0.0	0.0	0.0	0.0	5.0	0.0	7.66
ii. Freedom of Domestic Movement	5.0	5.0	5.0	5.0	0.0	0.0	0.0	0.0	0.0	7.60
iii. Women's Freedom of Movement	5.0	0.0	0.0	5.0	0.0	5.0	0.0	0.0	5.0	7.38
2B. Religion	5.0	7.5	3.8	5.0	5.0	3.8	6.3	-	3.8	7.51
i. Freedom to Establish Religious Organizations	2.5	7.5	2.5	5.0	5.0	2.5	5.0	-	2.5	7.33
ii. Autonomy of Religious Organizations	7.5	7.5	5.0	5.0	5.0	5.0	7.5	-	5.0	7.69
2C. Association, Assembly, & Civil Society	4.0	5.6	3.8	2.9	3.1	4.0	5.6	-	2.5	7.67
i. Freedom of Association	5.0	7.5	5.0	2.5	5.0	5.0	7.5	-	0.0	8.10
ii. Freedom of Assembly and Demonstration	2.5	2.5	2.5	2.5	2.5	5.0	7.5	-	0.0	7.67
iii. Autonomy of Organizations (operational independence from political authority)	5.8	6.7	5.0	3.3	2.5	3.3	4.2	-	5.8	7.28
iv. Freedom to Establish Organizations	2.5	5.8	2.5	3.3	2.5	2.5	3.3	-	4.2	7.61
2D. Expression & Information	5.4	5.3	6.6	6.1	3.4	5.9	5.3	0.9	5.1	7.24
i. Press Killings	10.0	10.0	10.0	10.0	10.0	10.0	0.0	0.0	10.0	8.75
ii. Laws and Regulations that Influence Media Content	0.7	3.3	2.7	3.7	0.0	1.7	4.7	1.0	0.7	5.28
iii. Political Pressures and Controls on Media Content	1.3	4.3	4.3	3.3	0.5	2.8	4.5	1.8	2.3	5.33
iv. Freedom of Access to Foreign Information	7.5	3.8	8.8	6.3	3.8	7.5	7.5	-	7.5	8.81
v. State Control over Internet Access	7.5	5.0	7.5	7.5	2.5	7.5	10.0	-	5.0	8.63
2E. Relationships	5.0	5.0	2.5	5.0	0.0	5.0	5.0	1.3	3.8	7.36
i. Parental Rights	10.0	0.0	5.0	10.0	0.0	5.0	0.0	2.5	2.5	7.50
ii. Same-Sex Relationships	0.0	10.0	0.0	0.0	0.0	5.0	10.0	0.0	5.0	7.20
PERSONAL FREEDOM	5.27	5.11	5.17	5.09	4.00	4.68	4.21	2.91	4.23	7.13
ECONOMIC FREEDOM	5.21	5.32	5.20	5.23	5.80	4.97	5.43	6.38	4.38	6.83
FREEDOM INDEX	5.24	5.21	5.18	5.16	4.90	4.83	4.82	4.64	4.31	6.98

APPENDIX G: HUMAN FREEDOM INDEX 2012

2012 Human Freedom Index Appendix												
	Hong Kong	Switzerland	New Zealand	Ireland	Finland	Canada	Australia	Denmark	United Kingdom	Norway	Sweden	Austria
Rank	1	2	3	4	5	6	7	8	9	10	11	12
1A. Rule of Law	7.4	7.9	7.7	7.8	8.6	7.4	7.7	8.6	7.4	8.7	8.4	8.2
i. Procedural Justice	7.6	-	8.5	-	9.7	7.9	8.5	9.3	7.8	9.2	9.6	9.1
ii. Civil Justice	7.2	-	7.5	-	7.5	7.3	7.3	8.2	7.2	8.6	7.8	7.5
iii. Criminal Justice	7.3	-	7.2	-	8.5	7.2	7.3	8.4	7.2	8.3	7.8	8.1
1B. Security and Safety	9.7	9.9	9.9	9.7	9.8	9.7	9.8	9.8	9.8	9.7	9.9	9.8
i. Homicide	9.8	9.8	9.6	9.5	9.4	9.4	9.6	9.7	9.6	9.1	9.7	9.6
ii. Disappearance, Conflict, & Terrorism	10.0	10.0	10.0	9.5	10.0	10.0	10.0	10.0	10.0	10.0	10.0	10.0
iii. Women's Security	9.2	9.8	10.0	10.0	10.0	9.8	9.8	9.8	9.8	9.8	9.8	9.8
2A. Movement	10.0	10.0	10.0	10.0	10.0	10.0	10.0	10.0	10.0	10.0	10.0	10.0
i. Freedom of Foreign Movement	-	10.0	10.0	10.0	10.0	10.0	10.0	10.0	10.0	10.0	10.0	10.0
ii. Freedom of Domestic Movement	-	10.0	10.0	10.0	10.0	10.0	10.0	10.0	10.0	10.0	10.0	10.0
iii. Women's Freedom of Movement	10.0	10.0	10.0	10.0	10.0	10.0	10.0	10.0	10.0	10.0	10.0	10.0
2B. Religion	10.0	10.0	7.5	10.0	8.8	10.0	10.0	10.0	10.0	8.8	10.0	10.0
i. Freedom to Establish Religious Organizations	10.0	10.0	5.0	10.0	10.0	10.0	10.0	10.0	10.0	10.0	10.0	10.0
ii. Autonomy of Religious Organizations	10.0	10.0	10.0	10.0	7.5	10.0	10.0	10.0	10.0	7.5	10.0	10.0
2C. Association, Assembly, & Civil Society	9.8	10.0	8.8	9.8	10.0	10.0	9.4	10.0	10.0	10.0	10.0	10.0
i. Freedom of Association	10.0	10.0	10.0	10.0	10.0	10.0	10.0	10.0	10.0	10.0	10.0	10.0
ii. Freedom of Assembly and Demonstration	10.0	10.0	10.0	10.0	10.0	10.0	10.0	10.0	10.0	10.0	10.0	10.0
iii. Autonomy of Organizations (operational independence from political authority)	9.2	10.0	9.2	9.2	10.0	10.0	7.5	10.0	10.0	10.0	10.0	10.0
iv. Freedom to Establish Organizations	10.0	10.0	5.8	10.0	10.0	10.0	10.0	10.0	10.0	10.0	10.0	10.0
2D. Expression & Information	8.5	9.6	9.5	9.4	9.6	9.2	9.2	9.6	9.1	9.7	9.7	9.1
i. Press Killings	10.0	10.0	10.0	10.0	10.0	10.0	10.0	10.0	10.0	10.0	10.0	10.0
ii. Laws and Regulations that Influence Media Content	6.3	8.7	9.0	8.3	8.7	8.3	8.7	9.3	7.7	9.0	9.3	7.3
iii. Political Pressures and Controls on Media Content	6.3	9.3	8.3	8.5	9.3	7.8	7.5	8.8	7.8	9.3	9.0	8.0
iv. Freedom of Access to Foreign Information	10.0	10.0	10.0	10.0	10.0	10.0	10.0	10.0	10.0	10.0	10.0	10.0
v. State Control over Internet Access	10.0	10.0	10.0	10.0	10.0	10.0	10.0	10.0	10.0	10.0	10.0	10.0
2E. Relationships	10.0	10.0	10.0	10.0	10.0	10.0	10.0	10.0	10.0	10.0	10.0	10.0
i. Parental Rights	10.0	10.0	10.0	10.0	10.0	10.0	10.0	10.0	10.0	10.0	10.0	10.0
ii. Same-Sex Relationships	10.0	10.0	10.0	10.0	10.0	10.0	10.0	10.0	10.0	10.0	10.0	10.0
PERSONAL FREEDOM	9.09	9.40	8.97	9.28	9.42	9.21	9.23	9.58	9.22	9.43	9.53	9.42
ECONOMIC FREEDOM	8.98	8.19	8.23	7.90	7.74	7.90	7.87	7.50	7.83	7.52	7.41	7.48
FREEDOM INDEX	9.04	8.80	8.60	8.59	8.58	8.56	8.55	8.54	8.52	8.48	8.47	8.45

APPENDIX G *Continued*

2012 Human Freedom Index Appendix	Germany	Netherlands	Malta	Luxembourg	Mauritius	United States of America	Belgium	Czech Republic	Estonia	Taiwan	Lithuania	Poland
Rank	13	14	15	16	17	18	19	19	21	22	23	24
1A. Rule of Law	7.8	8.2	7.2	7.9	6.6	6.5	7.4	7.3	7.5	6.8	6.4	6.9
i. Procedural Justice	8.2	8.7	-	-	-	6.9	8.5	8.6	8.2	-	-	7.4
ii. Civil Justice	8.2	8.3	-	-	-	6.1	6.9	6.5	7.2	-	-	6.2
iii. Criminal Justice	7.1	7.5	-	-	-	6.5	6.7	6.8	7.2	-	-	6.9
1B. Security and Safety	9.8	9.3	9.6	9.9	9.6	9.3	9.7	9.7	9.3	9.3	9.1	9.8
i. Homicide	9.7	8.7	8.9	9.7	8.9	8.1	9.4	9.6	8.0	-	7.3	9.5
ii. Disappearance, Conflict, & Terrorism	10.0	9.5	10.0	10.0	10.0	10.0	10.0	9.5	10.0	9.5	10.0	10.0
iii. Women's Security	9.8	9.8	10.0	10.0	10.0	9.8	9.8	10.0	10.0	9.2	10.0	10.0
2A. Movement	10.0	10.0	10.0	10.0	10.0	8.3	10.0	10.0	10.0	10.0	10.0	10.0
i. Freedom of Foreign Movement	10.0	10.0	10.0	10.0	10.0	5.0	10.0	10.0	10.0	10.0	10.0	10.0
ii. Freedom of Domestic Movement	10.0	10.0	10.0	10.0	10.0	10.0	10.0	10.0	10.0	10.0	10.0	10.0
iii. Women's Freedom of Movement	10.0	10.0	10.0	10.0	10.0	10.0	10.0	-	10.0	10.0	10.0	10.0
2B. Religion	10.0	10.0	10.0	-	8.8	10.0	10.0	10.0	7.5	8.8	10.0	10.0
i. Freedom to Establish Religious Organizations	10.0	10.0	10.0	-	10.0	10.0	10.0	10.0	5.0	10.0	10.0	10.0
ii. Autonomy of Religious Organizations	10.0	10.0	10.0	-	7.5	10.0	10.0	10.0	10.0	7.5	10.0	10.0
2C. Association, Assembly, & Civil Society	10.0	10.0	10.0	-	8.8	10.0	9.8	9.4	9.4	9.4	10.0	9.6
i. Freedom of Association	10.0	10.0	10.0	-	10.0	10.0	10.0	10.0	10.0	10.0	10.0	10.0
ii. Freedom of Assembly and Demonstration	10.0	10.0	10.0	-	7.5	10.0	10.0	10.0	7.5	10.0	10.0	10.0
iii. Autonomy of Organizations (operational independence from political authority)	10.0	10.0	10.0	-	7.5	10.0	9.2	8.3	10.0	7.5	10.0	8.3
iv. Freedom to Establish Organizations	10.0	10.0	10.0	-	10.0	10.0	10.0	9.2	10.0	10.0	10.0	10.0
2D. Expression & Information	9.3	9.6	9.3	9.4	9.0	9.3	9.7	9.3	9.5	9.0	9.2	8.9
i. Press Killings	10.0	10.0	10.0	10.0	10.0	10.0	10.0	10.0	10.0	10.0	10.0	10.0
ii. Laws and Regulations that Influence Media Content	8.0	9.7	8.7	9.3	7.7	9.0	9.3	8.7	8.3	7.0	8.0	7.0
iii. Political Pressures and Controls on Media Content	8.3	8.5	7.8	9.0	7.5	7.5	9.0	8.0	9.0	7.8	8.0	7.5
iv. Freedom of Access to Foreign Information	10.0	10.0	10.0	-	10.0	10.0	10.0	10.0	10.0	10.0	10.0	10.0
v. State Control over Internet Access	10.0	10.0	10.0	-	10.0	10.0	10.0	10.0	10.0	10.0	10.0	10.0
2E. Relationships	10.0	10.0	10.0	10.0	7.5	10.0	10.0	10.0	10.0	10.0	10.0	10.0
i. Parental Rights	10.0	10.0	10.0	10.0	10.0	10.0	10.0	10.0	10.0	10.0	10.0	10.0
ii. Same-Sex Relationships	10.0	10.0	10.0	10.0	5.0	10.0	10.0	10.0	10.0	10.0	10.0	10.0
PERSONAL FREEDOM	9.34	9.34	9.14	9.34	8.46	8.71	9.22	9.11	8.85	8.73	8.80	9.02
ECONOMIC FREEDOM	7.54	7.45	7.62	7.40	8.09	7.81	7.28	7.38	7.61	7.64	7.56	7.31
FREEDOM INDEX	8.44	8.40	8.38	8.37	8.28	8.26	8.25	8.25	8.23	8.19	8.18	8.17

APPENDIX G *Continued*

2012 Human Freedom Index Appendix	Japan	Portugal	Iceland	Italy	Latvia	Chile	Slovakia	Korea, Republic of	Romania	Cyprus	France	Uruguay
Rank	25	25	27	28	28	30	30	32	33	34	34	36
1A. Rule of Law	7.2	6.5	7.7	6.7	6.4	6.5	5.9	7.6	6.2	6.8	6.9	6.3
i. Procedural Justice	7.5	7.3	-	8.0	-	7.6	-	7.8	7.1	-	7.3	7.1
ii. Civil Justice	7.3	6.2	-	5.8	-	6.1	-	7.3	5.9	-	6.9	7.0
iii. Criminal Justice	6.8	5.9	-	6.3	-	5.7	-	7.6	5.6	-	6.5	4.7
1B. Security and Safety	10.0	9.8	10.0	9.8	9.4	9.6	9.6	9.7	9.8	9.6	9.5	8.9
i. Homicide	9.9	9.5	9.9	9.6	8.1	8.8	9.4	9.6	9.3	9.2	9.6	6.8
ii. Disappearance, Conflict, & Terrorism	10.0	10.0	10.0	10.0	10.0	10.0	9.5	9.5	10.0	9.5	9.0	10.0
iii. Women's Security	10.0	10.0	10.0	9.8	10.0	10.0	10.0	10.0	10.0	10.0	9.8	10.0
2A. Movement	10.0	10.0	10.0	10.0	10.0	10.0	10.0	8.3	10.0	10.0	8.3	10.0
i. Freedom of Foreign Movement	10.0	10.0	10.0	10.0	10.0	10.0	10.0	10.0	10.0	10.0	5.0	10.0
ii. Freedom of Domestic Movement	10.0	10.0	10.0	10.0	10.0	10.0	10.0	5.0	10.0	10.0	10.0	10.0
iii. Women's Freedom of Movement	10.0	10.0	10.0	10.0	10.0	10.0	10.0	10.0	10.0	10.0	10.0	10.0
2B. Religion	6.3	10.0	10.0	10.0	10.0	10.0	10.0	7.5	7.5	7.5	8.8	10.0
i. Freedom to Establish Religious Organizations	5.0	10.0	10.0	10.0	10.0	10.0	10.0	7.5	10.0	5.0	7.5	10.0
ii. Autonomy of Religious Organizations	7.5	10.0	10.0	10.0	10.0	10.0	10.0	7.5	5.0	10.0	10.0	10.0
2C. Association, Assembly, & Civil Society	8.5	10.0	10.0	10.0	10.0	9.2	10.0	8.8	8.1	9.6	10.0	9.0
i. Freedom of Association	10.0	10.0	10.0	10.0	10.0	10.0	10.0	10.0	10.0	10.0	10.0	10.0
ii. Freedom of Assembly and Demonstration	10.0	10.0	10.0	10.0	10.0	7.5	10.0	10.0	7.5	10.0	10.0	10.0
iii. Autonomy of Organizations (operational independence from political authority)	8.3	10.0	10.0	10.0	10.0	9.2	10.0	7.5	6.7	8.3	10.0	7.5
iv. Freedom to Establish Organizations	5.8	10.0	10.0	10.0	10.0	10.0	10.0	7.5	8.3	10.0	10.0	8.3
2D. Expression & Information	9.0	9.4	9.6	8.7	9.0	8.8	9.2	8.3	8.4	9.1	9.2	9.0
i. Press Killings	10.0	10.0	10.0	10.0	10.0	10.0	10.0	10.0	10.0	10.0	10.0	10.0
ii. Laws and Regulations that Influence Media Content	8.7	8.3	9.0	6.0	8.0	7.3	8.0	7.0	6.0	8.0	8.3	7.3
iii. Political Pressures and Controls on Media Content	6.5	8.5	8.8	7.3	7.0	6.5	7.8	6.8	6.0	7.5	7.5	7.5
iv. Freedom of Access to Foreign Information	10.0	10.0	10.0	10.0	10.0	10.0	10.0	10.0	10.0	10.0	10.0	10.0
v. State Control over Internet Access	10.0	10.0	10.0	10.0	10.0	10.0	10.0	7.5	10.0	10.0	10.0	10.0
2E. Relationships	10.0	10.0	10.0	10.0	10.0	5.0	10.0	10.0	10.0	7.5	10.0	10.0
i. Parental Rights	10.0	10.0	10.0	10.0	10.0	0.0	10.0	10.0	10.0	10.0	10.0	10.0
ii. Same-Sex Relationships	10.0	10.0	10.0	10.0	10.0	10.0	10.0	10.0	10.0	5.0	10.0	10.0
PERSONAL FREEDOM	8.68	9.01	9.37	8.99	8.83	8.31	8.80	8.61	8.39	8.46	8.72	8.60
ECONOMIC FREEDOM	7.60	7.27	6.84	7.18	7.35	7.84	7.33	7.46	7.57	7.47	7.22	7.33
FREEDOM INDEX	8.14	8.14	8.11	8.09	8.09	8.07	8.07	8.03	7.98	7.97	7.97	7.96

APPENDIX G *Continued*

2012 Human Freedom Index Appendix	Spain	Hungary	Costa Rica	Bulgaria	Slovenia	Singapore	Macedonia	Montenegro	Croatia	Cape Verde	Peru	Greece
Rank	37	38	39	40	41	42	43	44	45	46	47	48
1A. Rule of Law	6.9	5.7	5.9	5.1	6.8	8.1	6.2	5.2	5.4	5.9	4.8	5.8
i. Procedural Justice	8.3	6.8	-	5.9	8.4	8.1	6.1	-	5.5	-	6.7	6.7
ii. Civil Justice	6.2	4.9	-	5.3	6.1	7.7	5.4	-	5.2	-	3.9	6.1
iii. Criminal Justice	6.2	5.4	-	4.1	5.8	8.5	5.0	-	5.5	-	3.7	4.6
1B. Security and Safety	9.2	9.6	8.9	9.7	9.7	9.1	9.6	9.5	9.8	8.6	8.5	9.2
i. Homicide	9.7	9.5	6.6	9.2	9.7	9.9	9.4	8.9	9.5	5.9	6.2	9.3
ii. Disappearance, Conflict, & Terrorism	8.0	9.5	10.0	9.8	9.5	10.0	9.5	9.5	10.0	10.0	9.5	8.4
iii. Women's Security	9.8	9.8	10.0	10.0	10.0	7.5	10.0	10.0	10.0	10.0	10.0	10.0
2A. Movement	10.0	10.0	8.3	10.0	10.0	6.7	10.0	10.0	10.0	10.0	10.0	10.0
i. Freedom of Foreign Movement	10.0	10.0	5.0	10.0	10.0	5.0	10.0	10.0	10.0	10.0	10.0	10.0
ii. Freedom of Domestic Movement	10.0	10.0	10.0	10.0	10.0	5.0	10.0	10.0	10.0	10.0	10.0	10.0
iii. Women's Freedom of Movement	10.0	10.0	10.0	10.0	10.0	10.0	10.0	10.0	10.0	10.0	10.0	10.0
2B. Religion	7.5	8.8	7.5	7.5	10.0	5.0	-	-	7.5	-	7.5	8.8
i. Freedom to Establish Religious Organizations	7.5	10.0	7.5	7.5	10.0	5.0	-	-	7.5	-	7.5	7.5
ii. Autonomy of Religious Organizations	7.5	7.5	7.5	7.5	10.0	5.0	-	-	7.5	-	7.5	10.0
2C. Association, Assembly, & Civil Society	9.4	9.4	9.2	9.6	10.0	2.7	-	-	9.6	-	7.3	10.0
i. Freedom of Association	10.0	10.0	10.0	10.0	10.0	2.5	-	-	10.0	-	7.5	10.0
ii. Freedom of Assembly and Demonstration	10.0	10.0	10.0	10.0	10.0	0.0	-	-	10.0	-	7.5	10.0
iii. Autonomy of Organizations (operational independence from political authority)	8.3	7.5	8.3	8.3	10.0	4.2	-	-	9.2	-	6.7	10.0
iv. Freedom to Establish Organizations	9.2	10.0	8.3	10.0	10.0	4.2	-	-	9.2	-	7.5	10.0
2D. Expression & Information	8.7	8.6	9.3	8.5	9.1	5.6	6.3	7.6	8.6	8.6	8.2	8.3
i. Press Killings	10.0	10.0	10.0	10.0	10.0	10.0	10.0	10.0	10.0	10.0	10.0	10.0
ii. Laws and Regulations that Influence Media Content	8.3	6.0	8.3	6.3	8.0	2.0	4.3	7.0	7.0	8.0	5.3	6.0
iii. Political Pressures and Controls on Media Content	6.5	6.8	8.3	6.3	7.3	4.5	4.5	5.8	6.0	7.8	5.5	5.3
iv. Freedom of Access to Foreign Information	8.8	10.0	10.0	10.0	10.0	6.3	-	-	10.0	-	10.0	10.0
v. State Control over Internet Access	10.0	10.0	10.0	10.0	10.0	5.0	-	-	10.0	-	10.0	10.0
2E. Relationships	10.0	10.0	10.0	10.0	10.0	7.5	10.0	10.0	10.0	10.0	10.0	10.0
i. Parental Rights	10.0	10.0	10.0	10.0	10.0	10.0	10.0	10.0	10.0	-	10.0	10.0
ii. Same-Sex Relationships	10.0	10.0	10.0	10.0	10.0	5.0	10.0	10.0	10.0	10.0	10.0	10.0
PERSONAL FREEDOM	8.57	8.50	8.13	8.25	9.03	7.05	8.33	8.27	8.38	8.40	7.63	8.46
ECONOMIC FREEDOM	7.30	7.30	7.57	7.38	6.57	8.54	7.23	7.24	6.94	6.79	7.53	6.68
FREEDOM INDEX	7.94	7.90	7.85	7.82	7.80	7.79	7.78	7.75	7.66	7.60	7.58	7.57

APPENDIX G *Continued*

2012 Human Freedom Index Appendix	Georgia	Panama	Israel	Bahamas	Suriname	Armenia	Barbados	Albania	Bosnia Herzegovina	Mongolia	Fiji	El Salvador
Rank	49	49	51	52	53	54	55	56	57	58	59	60
1A. Rule of Law	5.3	4.6	6.6	6.1	5.1	4.6	6.7	4.5	5.7	5.2	4.0	4.6
i. Procedural Justice	4.9	5.6	-	-	-	-	-	5.0	6.9	5.5	-	6.1
ii. Civil Justice	6.0	4.5	-	-	-	-	-	4.9	4.9	5.2	-	4.7
iii. Criminal Justice	5.1	3.8	-	-	-	-	-	3.6	5.4	4.8	-	3.1
1B. Security and Safety	8.1	7.7	9.3	5.0	8.6	9.3	9.0	8.8	9.1	8.5	8.9	6.5
i. Homicide	8.3	3.1	9.3	0.0	7.6	9.3	7.0	8.0	9.5	6.1	8.4	0.0
ii. Disappearance, Conflict, & Terrorism	8.5	10.0	8.9	10.0	10.0	9.5	10.0	10.0	9.5	9.5	10.0	9.5
iii. Women's Security	7.5	10.0	9.8	5.0	8.3	9.2	10.0	8.3	8.3	10.0	8.3	10.0
2A. Movement	6.7	10.0	3.3	10.0	10.0	6.7	10.0	6.7	6.7	10.0	8.3	10.0
i. Freedom of Foreign Movement	5.0	10.0	0.0	10.0	10.0	5.0	10.0	5.0	0.0	10.0	10.0	10.0
ii. Freedom of Domestic Movement	10.0	10.0	0.0	10.0	10.0	5.0	10.0	10.0	10.0	10.0	5.0	10.0
iii. Women's Freedom of Movement	5.0	10.0	10.0	10.0	-	10.0	-	5.0	10.0	10.0	10.0	10.0
2B. Religion	8.8	10.0	7.5	-	-	5.0	-	8.8	7.5	5.0	-	7.5
i. Freedom to Establish Religious Organizations	7.5	10.0	7.5	-	-	5.0	-	10.0	7.5	5.0	-	7.5
ii. Autonomy of Religious Organizations	10.0	10.0	7.5	-	-	5.0	-	7.5	7.5	5.0	-	7.5
2C. Association, Assembly, & Civil Society	8.3	10.0	9.8	-	-	7.5	-	9.2	9.0	7.9	-	7.7
i. Freedom of Association	10.0	10.0	10.0	-	-	5.0	-	10.0	10.0	7.5	-	7.5
ii. Freedom of Assembly and Demonstration	7.5	10.0	10.0	-	-	7.5	-	10.0	10.0	7.5	-	7.5
iii. Autonomy of Organizations (operational independence from political authority)	8.3	10.0	10.0	-	-	9.2	-	6.7	6.7	7.5	-	7.5
iv. Freedom to Establish Organizations	7.5	10.0	9.2	-	-	8.3	-	10.0	9.2	9.2	-	8.3
2D. Expression & Information	8.0	7.9	6.8	8.9	8.3	7.6	8.9	8.2	8.3	8.5	5.8	7.5
i. Press Killings	10.0	10.0	0.0	10.0	10.0	10.0	10.0	10.0	10.0	10.0	10.0	10.0
ii. Laws and Regulations that Influence Media Content	6.0	4.3	7.7	9.0	8.0	3.7	9.0	5.0	7.0	5.7	4.0	6.7
iii. Political Pressures and Controls on Media Content	5.0	5.3	6.3	7.8	7.0	4.5	7.8	5.8	4.3	7.0	3.5	5.8
iv. Freedom of Access to Foreign Information	8.8	10.0	10.0	-	-	10.0	-	10.0	10.0	10.0	-	7.5
v. State Control over Internet Access	10.0	10.0	10.0	-	-	10.0	-	10.0	10.0	10.0	-	7.5
2E. Relationships	7.5	10.0	10.0	10.0	10.0	10.0	5.0	10.0	10.0	10.0	10.0	10.0
i. Parental Rights	5.0	-	-	10.0	10.0	10.0	10.0	10.0	10.0	10.0	10.0	10.0
ii. Same-Sex Relationships	10.0	10.0	10.0	10.0	10.0	10.0	0.0	10.0	10.0	10.0	10.0	10.0
PERSONAL FREEDOM	7.28	7.87	7.72	7.59	8.15	7.17	7.91	7.59	7.85	7.58	7.26	7.05
ECONOMIC FREEDOM	7.78	7.18	7.33	7.40	6.82	7.72	6.90	7.12	6.83	6.97	7.04	7.19
FREEDOM INDEX	7.53	7.53	7.52	7.50	7.48	7.44	7.41	7.36	7.34	7.27	7.15	7.12

APPENDIX G *Continued*

2012 Human Freedom Index Appendix	Turkey	Jamaica	Bolivia	Guyana	Dominican Republic	South Africa	Serbia	Brazil	Cambodia	India	Moldova	Indonesia
Rank	61	62	63	63	65	65	67	68	68	68	68	72
1A. Rule of Law	4.6	4.6	3.3	4.4	4.5	5.1	4.6	4.7	3.4	4.1	3.9	4.2
i. Procedural Justice	4.5	4.8	4.2	-	4.9	5.4	5.3	5.5	4.0	4.1	4.4	4.4
ii. Civil Justice	5.2	4.7	3.4	-	4.8	5.3	4.5	5.1	3.4	3.9	4.1	4.7
iii. Criminal Justice	3.9	4.2	2.3	-	3.8	4.5	4.1	3.7	2.9	4.5	3.4	3.7
1B. Security and Safety	8.7	6.3	8.1	7.6	6.9	5.8	9.1	6.1	9.0	7.0	8.5	9.2
i. Homicide	9.0	0.0	5.2	3.2	1.2	0.0	9.5	0.0	7.4	8.6	7.4	9.8
ii. Disappearance, Conflict, & Terrorism	7.3	9.0	9.0	9.5	9.5	7.5	9.5	9.0	9.5	6.7	9.0	9.5
iii. Women's Security	9.8	10.0	10.0	10.0	10.0	10.0	8.3	9.2	10.0	5.8	9.2	8.3
2A. Movement	10.0	8.3	10.0	10.0	6.7	10.0	6.7	10.0	8.3	8.3	8.3	6.7
i. Freedom of Foreign Movement	10.0	10.0	10.0	10.0	5.0	10.0	5.0	10.0	10.0	10.0	10.0	10.0
ii. Freedom of Domestic Movement	10.0	10.0	10.0	10.0	5.0	10.0	5.0	10.0	5.0	5.0	5.0	5.0
iii. Women's Freedom of Movement	10.0	5.0	10.0	10.0	10.0	10.0	10.0	10.0	10.0	10.0	10.0	5.0
2B. Religion	5.0	8.8	10.0	-	8.8	8.8	6.3	10.0	7.5	10.0	-	8.8
i. Freedom to Establish Religious Organizations	5.0	7.5	10.0	-	10.0	7.5	5.0	10.0	7.5	10.0	-	7.5
ii. Autonomy of Religious Organizations	5.0	10.0	10.0	-	7.5	10.0	7.5	10.0	7.5	10.0	-	10.0
2C. Association, Assembly, & Civil Society	7.1	8.8	9.6	-	7.3	8.3	7.7	9.6	6.9	9.8	-	9.2
i. Freedom of Association	7.5	10.0	10.0	-	7.5	10.0	7.5	10.0	7.5	10.0	-	10.0
ii. Freedom of Assembly and Demonstration	7.5	10.0	10.0	-	5.0	10.0	10.0	10.0	5.0	10.0	-	10.0
iii. Autonomy of Organizations (operational independence from political authority)	5.8	7.5	8.3	-	7.5	5.0	5.8	8.3	7.5	10.0	-	7.5
iv. Freedom to Establish Organizations	7.5	7.5	10.0	-	9.2	8.3	7.5	10.0	7.5	9.2	-	9.2
2D. Expression & Information	6.4	9.3	8.0	7.8	8.5	8.1	8.4	7.5	5.9	7.6	6.7	7.2
i. Press Killings	10.0	10.0	10.0	10.0	10.0	10.0	10.0	7.5	3.3	9.7	10.0	9.6
ii. Laws and Regulations that Influence Media Content	3.0	8.7	5.3	7.0	7.7	6.7	7.0	5.7	2.3	6.7	4.7	4.7
iii. Political Pressures and Controls on Media Content	4.0	8.0	4.5	6.5	5.0	6.3	6.0	4.5	4.0	5.3	5.5	5.5
iv. Freedom of Access to Foreign Information	10.0	10.0	10.0	-	10.0	10.0	8.8	10.0	10.0	6.3	-	8.8
v. State Control over Internet Access	5.0	10.0	10.0	-	10.0	7.5	10.0	10.0	10.0	10.0	-	7.5
2E. Relationships	10.0	7.5	10.0	10.0	10.0	10.0	10.0	10.0	10.0	10.0	10.0	5.0
i. Parental Rights	10.0	10.0	10.0	-	10.0	10.0	10.0	10.0	10.0	10.0	10.0	5.0
ii. Same-Sex Relationships	10.0	5.0	10.0	10.0	10.0	10.0	10.0	10.0	10.0	10.0	10.0	5.0
PERSONAL FREEDOM	7.16	6.99	7.59	7.64	6.96	7.24	7.33	7.41	6.96	7.36	7.29	7.04
ECONOMIC FREEDOM	7.03	7.16	6.48	6.43	7.05	6.77	6.65	6.54	7.00	6.59	6.67	6.89
FREEDOM INDEX	7.10	7.08	7.04	7.04	7.01	7.01	6.99	6.98	6.98	6.98	6.98	6.96

APPENDIX G *Continued*

2012 Human Freedom Index Appendix	Ukraine	Paraguay	Madagascar	Jordan	Belize	Nicaragua	Ghana	Namibia	Philippines	Trinidad and Tobago	Argentina	Brunei
Rank	72	74	75	76	77	77	79	79	81	82	83	84
1A. Rule of Law	4.5	3.9	5.5	5.4	4.6	3.8	5.4	5.6	3.7	4.9	5.2	6.4
i. Procedural Justice	4.9	-	2.9	4.3	-	4.0	5.9	-	3.6	-	6.6	-
ii. Civil Justice	5.2	-	4.1	6.2	-	3.7	5.9	-	3.9	-	5.4	-
iii. Criminal Justice	3.3	-	3.5	5.6	-	3.5	4.4	-	3.6	-	3.7	-
1B. Security and Safety	9.2	8.4	7.1	7.7	6.7	7.8	8.4	7.0	7.8	6.5	9.1	8.5
i. Homicide	8.3	6.1	5.6	9.2	0.0	5.5	7.6	3.1	6.5	0.0	7.8	9.2
ii. Disappearance, Conflict, & Terrorism	9.5	9.0	9.0	9.0	10.0	9.5	9.5	9.5	7.0	9.5	9.5	10.0
iii. Women's Security	10.0	10.0	6.7	4.8	10.0	8.3	8.2	8.3	10.0	10.0	10.0	6.3
2A. Movement	10.0	10.0	8.3	6.7	10.0	6.7	10.0	10.0	8.3	10.0	10.0	8.3
i. Freedom of Foreign Movement	10.0	10.0	10.0	10.0	10.0	10.0	10.0	10.0	10.0	10.0	10.0	10.0
ii. Freedom of Domestic Movement	10.0	10.0	5.0	0.0	10.0	5.0	10.0	10.0	5.0	10.0	10.0	5.0
iii. Women's Freedom of Movement	10.0	10.0	10.0	10.0	-	5.0	10.0	10.0	10.0	10.0	10.0	10.0
2B. Religion	7.5	6.3	8.8	1.3	-	6.3	8.8	7.5	7.5	-	10.0	-
i. Freedom to Establish Religious Organizations	7.5	5.0	10.0	2.5	-	5.0	7.5	7.5	5.0	-	10.0	-
ii. Autonomy of Religious Organizations	7.5	7.5	7.5	0.0	-	7.5	10.0	7.5	10.0	-	10.0	-
2C. Association, Assembly, & Civil Society	7.1	6.3	8.3	6.5	-	5.8	8.5	7.5	6.5	-	8.8	-
i. Freedom of Association	7.5	7.5	10.0	7.5	-	7.5	10.0	7.5	7.5	-	10.0	-
ii. Freedom of Assembly and Demonstration	7.5	7.5	5.0	10.0	-	7.5	7.5	7.5	7.5	-	10.0	-
iii. Autonomy of Organizations (operational independence from political authority)	6.7	5.0	8.3	5.0	-	4.2	9.2	7.5	4.2	-	6.7	-
iv. Freedom to Establish Organizations	6.7	5.0	10.0	3.3	-	4.2	7.5	7.5	6.7	-	8.3	-
2D. Expression & Information	7.2	7.6	7.2	7.0	8.4	7.8	9.0	7.8	6.3	8.3	8.0	4.8
i. Press Killings	10.0	10.0	10.0	10.0	10.0	10.0	10.0	10.0	4.8	10.0	10.0	10.0
ii. Laws and Regulations that Influence Media Content	3.7	4.0	3.3	3.0	7.3	5.3	7.3	7.0	5.7	8.0	5.7	0.7
iii. Political Pressures and Controls on Media Content	4.8	3.8	2.5	4.3	7.8	5.0	7.5	7.0	5.0	7.0	4.3	3.8
iv. Freedom of Access to Foreign Information	7.5	10.0	10.0	7.5	-	8.8	10.0	7.5	8.8	-	10.0	-
v. State Control over Internet Access	10.0	10.0	10.0	10.0	-	10.0	10.0	7.5	7.5	-	10.0	-
2E. Relationships	10.0	10.0	8.8	5.0	7.5	7.5	5.0	6.3	10.0	5.0	10.0	2.5
i. Parental Rights	10.0	10.0	7.5	0.0	10.0	5.0	5.0	7.5	10.0	10.0	10.0	0.0
ii. Same-Sex Relationships	10.0	10.0	10.0	10.0	5.0	10.0	5.0	5.0	10.0	0.0	10.0	5.0
PERSONAL FREEDOM	7.60	7.08	7.28	5.89	7.12	6.29	7.57	7.05	6.75	6.75	8.26	6.34
ECONOMIC FREEDOM	6.31	6.82	6.53	7.86	6.63	7.46	6.11	6.64	6.90	6.88	5.34	7.18
FREEDOM INDEX	6.96	6.95	6.90	6.88	6.87	6.87	6.84	6.84	6.83	6.81	6.80	6.76

APPENDIX G *Continued*

2012 Human Freedom Index Appendix	Papua New Guinea	Lebanon	Thailand	Zambia	Bahrain	Haiti	Botswana	Ecuador	Kenya	Nepal	Kazakhstan	Tajikistan
Rank	84	86	86	88	89	90	91	92	93	93	95	96
1A. Rule of Law	3.9	4.9	4.7	4.1	5.6	3.2	5.7	4.0	3.5	4.5	4.5	3.5
i. Procedural Justice	-	6.1	5.1	3.9	-	-	4.7	4.7	2.9	4.9	4.8	-
ii. Civil Justice	-	4.5	3.9	4.7	-	-	6.1	4.1	4.4	4.2	4.7	-
iii. Criminal Justice	-	4.1	5.1	3.5	-	-	6.4	3.3	3.3	4.3	4.0	-
1B. Security and Safety	7.3	7.6	8.3	8.3	6.9	7.4	7.0	8.0	6.5	9.4	8.1	9.0
i. Homicide	5.8	9.1	8.0	5.7	9.8	5.9	2.6	5.0	7.4	9.6	6.9	9.4
ii. Disappearance, Conflict, & Terrorism	9.5	5.4	7.0	10.0	5.2	8.0	10.0	9.0	4.5	9.4	7.5	8.4
iii. Women's Security	6.7	8.3	10.0	9.2	5.8	8.3	8.3	10.0	7.4	9.2	10.0	9.2
2A. Movement	8.3	5.0	10.0	6.7	6.7	10.0	6.7	10.0	5.0	8.3	6.7	8.3
i. Freedom of Foreign Movement	10.0	5.0	10.0	5.0	10.0	10.0	5.0	10.0	0.0	10.0	5.0	10.0
ii. Freedom of Domestic Movement	10.0	5.0	10.0	10.0	5.0	10.0	10.0	10.0	5.0	10.0	5.0	5.0
iii. Women's Freedom of Movement	5.0	5.0	10.0	5.0	5.0	10.0	5.0	10.0	10.0	5.0	10.0	10.0
2B. Religion	-	8.8	7.5	7.5	7.5	10.0	6.3	8.8	10.0	6.3	5.0	-
i. Freedom to Establish Religious Organizations	-	7.5	7.5	7.5	7.5	10.0	5.0	10.0	10.0	7.5	2.5	-
ii. Autonomy of Religious Organizations	-	10.0	7.5	7.5	7.5	10.0	7.5	7.5	10.0	5.0	7.5	-
2C. Association, Assembly, & Civil Society	-	9.2	7.7	7.7	5.4	9.4	6.5	7.9	8.8	6.5	2.9	-
i. Freedom of Association	-	10.0	7.5	7.5	5.0	10.0	7.5	10.0	7.5	7.5	2.5	-
ii. Freedom of Assembly and Demonstration	-	10.0	7.5	7.5	2.5	10.0	7.5	10.0	7.5	7.5	2.5	-
iii. Autonomy of Organizations (operational independence from political authority)	-	8.3	7.5	8.3	6.7	10.0	5.8	7.5	10.0	5.0	3.3	-
iv. Freedom to Establish Organizations	-	8.3	8.3	7.5	7.5	7.5	5.0	4.2	10.0	5.8	3.3	-
2D. Expression & Information	8.3	5.8	5.6	6.7	2.5	8.2	7.2	6.1	7.7	4.9	5.2	4.8
i. Press Killings	10.0	0.0	8.5	10.0	0.0	10.0	10.0	3.5	10.0	6.4	10.0	10.0
ii. Laws and Regulations that Influence Media Content	8.0	4.0	3.0	4.3	0.7	5.3	6.3	3.0	4.7	4.7	0.3	1.7
iii. Political Pressures and Controls on Media Content	7.0	4.8	3.8	4.0	0.8	5.8	5.8	3.8	5.0	3.3	2.0	2.8
iv. Freedom of Access to Foreign Information	-	10.0	7.5	7.5	8.8	10.0	6.3	10.0	8.8	5.0	6.3	-
v. State Control over Internet Access	-	10.0	5.0	7.5	2.5	10.0	7.5	10.0	10.0	5.0	7.5	-
2E. Relationships	5.0	2.5	5.0	3.8	5.0	5.0	2.5	10.0	5.0	10.0	10.0	5.0
i. Parental Rights	5.0	5.0	5.0	2.5	0.0	5.0	5.0	10.0	5.0	10.0	10.0	10.0
ii. Same-Sex Relationships	5.0	0.0	-	5.0	10.0	5.0	0.0	10.0	5.0	10.0	10.0	0.0
PERSONAL FREEDOM	6.43	6.25	6.84	6.32	5.86	6.92	6.08	7.28	6.14	7.06	6.14	6.14
ECONOMIC FREEDOM	7.08	7.21	6.62	7.13	7.57	6.46	7.25	6.01	7.14	6.23	7.10	7.05
FREEDOM INDEX	6.76	6.73	6.73	6.72	6.71	6.69	6.66	6.65	6.64	6.64	6.62	6.59

APPENDIX G *Continued*

2012 Human Freedom Index Appendix	Kuwait	Tanzania	Guatemala	Mexico	East Timor	Burkina Faso	Malawi	Benin	Malaysia	Honduras	Lesotho	Uganda
Rank	97	97	99	99	101	102	102	104	105	106	107	107
1A. Rule of Law	5.8	4.5	4.1	3.5	3.4	4.5	3.5	4.3	5.2	3.5	4.8	3.6
i. Procedural Justice	-	4.2	5.5	4.2	-	4.4	4.8	-	4.6	-	-	2.3
ii. Civil Justice	-	4.8	3.6	3.9	-	5.4	5.9	-	5.7	-	-	4.8
iii. Criminal Justice	-	4.5	3.0	2.5	-	3.8	4.8	-	5.3	-	-	3.6
1B. Security and Safety	8.4	6.5	6.3	4.9	8.5	6.8	9.5	7.4	9.0	5.7	5.1	6.8
i. Homicide	9.8	4.9	0.0	1.4	8.6	6.8	9.3	6.6	9.1	0.0	0.0	5.7
ii. Disappearance, Conflict, & Terrorism	9.5	8.5	9.0	3.5	9.5	9.5	9.5	8.5	9.5	8.0	9.5	8.0
iii. Women's Security	5.8	6.2	10.0	9.8	7.5	4.2	9.8	7.1	8.3	9.2	5.8	6.6
2A. Movement	3.3	8.3	10.0	10.0	6.7	8.3	8.3	5.0	5.0	6.7	10.0	8.3
i. Freedom of Foreign Movement	10.0	10.0	10.0	10.0	10.0	10.0	10.0	0.0	5.0	10.0	10.0	10.0
ii. Freedom of Domestic Movement	0.0	10.0	10.0	10.0	10.0	10.0	10.0	10.0	5.0	5.0	10.0	10.0
iii. Women's Freedom of Movement	0.0	5.0	10.0	10.0	0.0	5.0	5.0	5.0	5.0	5.0	10.0	5.0
2B. Religion	5.0	8.8	7.5	7.5	-	8.8	-	10.0	3.8	6.3	-	6.3
i. Freedom to Establish Religious Organizations	2.5	10.0	7.5	7.5	-	7.5	-	10.0	2.5	5.0	-	7.5
ii. Autonomy of Religious Organizations	7.5	7.5	7.5	7.5	-	10.0	-	10.0	5.0	7.5	-	5.0
2C. Association, Assembly, & Civil Society	5.8	5.4	7.5	8.1	-	8.5	-	10.0	5.0	6.9	-	5.8
i. Freedom of Association	7.5	5.0	7.5	10.0	-	10.0	-	10.0	7.5	7.5	-	5.0
ii. Freedom of Assembly and Demonstration	10.0	5.0	7.5	10.0	-	7.5	-	10.0	2.5	7.5	-	5.0
iii. Autonomy of Organizations (operational independence from political authority)	4.2	6.7	7.5	5.0	-	6.7	-	10.0	6.7	7.5	-	5.8
iv. Freedom to Establish Organizations	1.7	5.0	7.5	7.5	-	10.0	-	10.0	3.3	5.0	-	7.5
2D. Expression & Information	5.8	7.0	6.7	6.4	7.9	8.3	6.5	8.7	5.8	4.4	6.9	6.9
i. Press Killings	10.0	7.9	10.0	5.0	10.0	10.0	10.0	10.0	10.0	0.0	10.0	10.0
ii. Laws and Regulations that Influence Media Content	3.3	4.0	4.7	4.7	6.3	5.7	4.3	6.3	2.0	4.3	5.3	3.7
iii. Political Pressures and Controls on Media Content	4.3	5.5	3.8	2.3	7.3	6.0	5.3	7.0	4.3	2.5	5.3	4.5
iv. Freedom of Access to Foreign Information	6.3	7.5	7.5	10.0	-	10.0	-	10.0	5.0	7.5	-	8.8
v. State Control over Internet Access	5.0	10.0	7.5	10.0	-	10.0	-	10.0	7.5	7.5	-	7.5
2E. Relationships	3.8	7.5	0.0	10.0	7.5	8.8	7.5	7.5	3.8	8.8	7.5	2.5
i. Parental Rights	2.5	5.0	0.0	10.0	5.0	7.5	10.0	5.0	7.5	7.5	10.0	5.0
ii. Same-Sex Relationships	5.0	10.0	-	10.0	10.0	10.0	5.0	10.0	0.0	10.0	5.0	0.0
PERSONAL FREEDOM	5.91	6.46	5.77	6.31	6.66	7.11	6.99	7.03	5.86	5.59	6.54	5.57
ECONOMIC FREEDOM	7.24	6.71	7.29	6.75	6.31	5.83	5.95	5.85	7.00	7.22	6.26	7.22
FREEDOM INDEX	6.58	6.58	6.53	6.53	6.49	6.47	6.47	6.44	6.43	6.41	6.40	6.40

APPENDIX G *Continued*

2012 Human Freedom Index Appendix	Rwanda	Kyrgyz Republic	Russia	Oman	Gambia, The	Qatar	United Arab Emirates	Tunisia	Colombia	Mozambique	Senegal	Morocco
Rank	109	110	111	112	113	113	115	116	117	118	119	120
1A. Rule of Law	4.8	3.8	4.0	6.1	4.4	6.8	6.8	4.8	4.5	4.3	5.0	3.7
i. Procedural Justice	-	3.9	4.0	-	-	-	6.6	4.5	5.1	-	5.2	2.7
ii. Civil Justice	-	4.2	4.6	-	-	-	5.9	5.4	4.9	-	5.5	5.0
iii. Criminal Justice	-	3.3	3.6	-	-	-	7.8	4.5	3.5	-	4.1	3.5
1B. Security and Safety	5.1	7.1	7.6	7.9	6.5	7.0	7.2	8.1	3.5	6.9	8.2	7.9
i. Homicide	0.8	6.4	6.3	9.6	5.9	9.6	9.0	9.1	0.0	5.0	8.9	9.1
ii. Disappearance, Conflict, & Terrorism	6.3	6.5	6.6	8.5	9.5	9.0	10.0	8.5	0.5	9.0	8.3	8.0
iii. Women's Security	8.3	8.3	10.0	5.5	4.1	2.3	2.5	6.7	10.0	6.7	7.4	6.7
2A. Movement	6.7	5.0	6.7	6.7	8.3	3.3	1.7	5.0	6.7	5.0	5.0	8.3
i. Freedom of Foreign Movement	10.0	5.0	0.0	10.0	10.0	10.0	5.0	10.0	5.0	0.0	10.0	10.0
ii. Freedom of Domestic Movement	5.0	5.0	10.0	10.0	5.0	0.0	0.0	0.0	10.0	10.0	5.0	5.0
iii. Women's Freedom of Movement	5.0	5.0	10.0	0.0	10.0	0.0	0.0	5.0	5.0	5.0	0.0	10.0
2B. Religion	3.8	-	3.8	3.8	-	2.5	2.5	3.8	7.5	8.8	6.3	2.5
i. Freedom to Establish Religious Organizations	5.0	-	2.5	2.5	-	2.5	0.0	2.5	7.5	10.0	7.5	2.5
ii. Autonomy of Religious Organizations	2.5	-	5.0	5.0	-	2.5	5.0	5.0	7.5	7.5	5.0	2.5
2C. Association, Assembly, & Civil Society	3.5	-	4.4	3.1	-	2.5	0.6	6.7	7.9	9.2	9.4	7.5
i. Freedom of Association	5.0	-	5.0	2.5	-	2.5	0.0	7.5	10.0	10.0	10.0	7.5
ii. Freedom of Assembly and Demonstration	5.0	-	2.5	2.5	-	5.0	0.0	5.0	7.5	10.0	10.0	7.5
iii. Autonomy of Organizations (operational independence from political authority)	1.7	-	6.7	4.2	-	1.7	1.7	6.7	7.5	7.5	7.5	7.5
iv. Freedom to Establish Organizations	2.5	-	3.3	3.3	-	0.8	0.8	7.5	6.7	9.2	10.0	7.5
2D. Expression & Information	6.1	5.4	6.6	5.2	4.0	5.7	4.8	6.7	6.6	8.4	7.8	6.5
i. Press Killings	10.0	10.0	9.3	10.0	10.0	10.0	10.0	10.0	5.8	10.0	10.0	10.0
ii. Laws and Regulations that Influence Media Content	2.0	3.3	1.7	1.7	0.7	3.3	2.0	4.0	6.3	5.7	3.3	2.0
iii. Political Pressures and Controls on Media Content	2.0	2.8	2.0	3.3	1.3	3.8	3.3	5.5	3.5	6.5	5.5	4.0
iv. Freedom of Access to Foreign Information	8.8	-	10.0	6.3	-	6.3	6.3	8.8	10.0	10.0	10.0	8.8
v. State Control over Internet Access	7.5	-	10.0	5.0	-	5.0	2.5	5.0	7.5	10.0	10.0	7.5
2E. Relationships	8.8	10.0	10.0	0.0	5.0	0.0	0.0	5.0	10.0	5.0	2.5	5.0
i. Parental Rights	7.5	10.0	10.0	0.0	10.0	0.0	0.0	10.0	10.0	10.0	5.0	10.0
ii. Same-Sex Relationships	10.0	10.0	10.0	0.0	0.0	0.0	0.0	0.0	10.0	0.0	0.0	0.0
PERSONAL FREEDOM	5.37	6.12	6.06	5.36	5.61	4.83	4.44	5.93	5.87	6.44	6.38	5.90
ECONOMIC FREEDOM	7.39	6.63	6.65	7.31	6.96	7.75	8.10	6.58	6.59	6.00	6.02	6.44
FREEDOM INDEX	6.38	6.37	6.36	6.34	6.29	6.29	6.27	6.26	6.23	6.22	6.20	6.17

APPENDIX G *Continued*

2012 Human Freedom Index Appendix	Cameroon	Sri Lanka	Vietnam	Mali	Niger	Côte d'Ivoire	Azerbaijan	Sierra Leone	Mauritania	Gabon	Guinea-Bissau	Bangladesh
Rank	121	121	123	124	125	126	127	128	129	130	131	132
1A. Rule of Law	3.4	4.3	5.1	4.2	4.1	4.0	4.0	4.1	3.9	4.6	3.0	3.0
i. Procedural Justice	3.7	4.1	6.2	-	-	3.0	-	4.4	-	-	-	2.6
ii. Civil Justice	3.4	4.1	4.2	-	-	4.8	-	4.7	-	-	-	3.6
iii. Criminal Justice	3.1	4.9	4.7	-	-	4.0	-	3.2	-	-	-	2.9
1B. Security and Safety	8.1	8.0	9.0	4.9	7.9	6.1	8.7	8.0	6.8	7.3	7.0	8.1
i. Homicide	7.0	8.6	8.7	7.0	8.1	4.6	9.2	9.2	8.0	6.4	6.6	8.9
ii. Disappearance, Conflict, & Terrorism	9.0	7.0	10.0	3.9	9.0	6.7	9.3	9.5	8.0	9.0	8.4	8.0
iii. Women's Security	8.3	8.3	8.3	3.8	6.6	7.1	7.5	5.2	4.3	6.7	6.0	7.5
2A. Movement	3.3	5.0	3.3	6.7	3.3	3.3	5.0	3.3	6.7	3.3	10.0	6.7
i. Freedom of Foreign Movement	0.0	5.0	0.0	10.0	5.0	0.0	5.0	0.0	0.0	0.0	10.0	10.0
ii. Freedom of Domestic Movement	5.0	5.0	5.0	10.0	5.0	5.0	5.0	5.0	10.0	10.0	10.0	5.0
iii. Women's Freedom of Movement	5.0	5.0	5.0	0.0	0.0	5.0	5.0	5.0	10.0	0.0	10.0	5.0
2B. Religion	8.8	6.3	2.5	10.0	7.5	10.0	2.5	7.5	5.0	8.8	-	5.0
i. Freedom to Establish Religious Organizations	10.0	7.5	2.5	10.0	7.5	10.0	2.5	7.5	2.5	10.0	-	5.0
ii. Autonomy of Religious Organizations	7.5	5.0	2.5	10.0	7.5	10.0	2.5	7.5	7.5	7.5	-	5.0
2C. Association, Assembly, & Civil Society	7.7	7.3	3.1	9.8	8.5	9.4	3.1	5.2	8.3	7.5	-	6.3
i. Freedom of Association	7.5	7.5	2.5	10.0	10.0	10.0	2.5	5.0	7.5	7.5	-	7.5
ii. Freedom of Assembly and Demonstration	7.5	7.5	2.5	10.0	10.0	7.5	5.0	5.0	7.5	7.5	-	5.0
iii. Autonomy of Organizations (operational independence from political authority)	7.5	6.7	4.2	9.2	6.7	10.0	2.5	5.8	8.3	5.8	-	5.8
iv. Freedom to Establish Organizations	8.3	7.5	3.3	10.0	7.5	10.0	2.5	5.0	10.0	9.2	-	6.7
2D. Expression & Information	7.2	6.1	4.2	6.6	8.1	7.4	5.6	6.9	7.2	6.4	5.5	7.3
i. Press Killings	10.0	10.0	10.0	10.0	10.0	10.0	10.0	10.0	10.0	10.0	10.0	8.1
ii. Laws and Regulations that Influence Media Content	3.0	2.3	0.3	5.7	5.0	4.3	1.0	5.3	5.3	2.0	3.7	5.0
iii. Political Pressures and Controls on Media Content	4.0	2.0	1.8	4.8	5.5	3.8	1.8	5.3	5.8	3.8	2.8	4.5
iv. Freedom of Access to Foreign Information	8.8	8.8	6.3	5.0	10.0	8.8	7.5	6.3	7.5	8.8	-	8.8
v. State Control over Internet Access	10.0	7.5	2.5	7.5	10.0	10.0	7.5	7.5	7.5	7.5	-	10.0
2E. Relationships	3.8	1.3	10.0	5.0	7.5	7.5	10.0	5.0	3.8	5.0	3.8	0.0
i. Parental Rights	7.5	2.5	10.0	0.0	5.0	5.0	10.0	5.0	7.5	0.0	7.5	0.0
ii. Same-Sex Relationships	0.0	0.0	10.0	10.0	10.0	10.0	10.0	5.0	0.0	10.0	0.0	0.0
PERSONAL FREEDOM	5.94	5.67	5.83	6.08	6.50	6.28	5.79	5.82	5.77	6.07	5.70	5.31
ECONOMIC FREEDOM	6.38	6.64	6.42	6.15	5.70	5.90	6.36	6.28	6.08	5.70	6.06	6.33
FREEDOM INDEX	6.16	6.16	6.12	6.11	6.10	6.09	6.07	6.05	5.92	5.89	5.88	5.82

APPENDIX G *Continued*

2012 Human Freedom Index Appendix	China	Angola	Burundi	Egypt	Swaziland	Nigeria	Pakistan	Togo	Saudi Arabia	Congo, Republic of	Venezuela	Ethiopia
Rank	133	134	135	136	137	138	139	139	141	142	143	144
1A. Rule of Law	4.2	7.3	3.6	3.7	4.5	3.6	3.2	3.9	5.6	3.6	2.5	3.8
i. Procedural Justice	4.0	-	-	3.1	-	2.7	2.4	-	-	-	2.5	3.0
ii. Civil Justice	4.1	-	-	3.9	-	5.0	3.6	-	-	-	3.3	3.9
iii. Criminal Justice	4.3	-	-	4.1	-	3.1	3.7	-	-	-	1.6	4.5
1B. Security and Safety	7.5	7.6	7.3	6.1	5.3	4.3	5.7	7.8	7.4	7.1	6.3	4.9
i. Homicide	9.6	6.0	6.8	8.6	0.0	2.0	6.9	5.9	9.7	5.0	0.0	5.2
ii. Disappearance, Conflict, & Terrorism	6.9	8.5	8.4	6.0	8.5	5.3	3.5	9.5	7.0	9.0	9.0	3.7
iii. Women's Security	5.8	8.3	6.7	3.6	7.5	5.7	6.7	8.1	5.5	7.2	10.0	5.9
2A. Movement	3.3	3.3	5.0	3.3	3.3	1.7	3.3	1.7	0.0	8.3	10.0	6.7
i. Freedom of Foreign Movement	0.0	0.0	5.0	10.0	5.0	0.0	5.0	0.0	0.0	10.0	10.0	10.0
ii. Freedom of Domestic Movement	0.0	5.0	5.0	0.0	5.0	5.0	5.0	5.0	0.0	10.0	10.0	5.0
iii. Women's Freedom of Movement	10.0	5.0	5.0	0.0	0.0	0.0	0.0	0.0	0.0	5.0	10.0	5.0
2B. Religion	2.5	5.0	10.0	5.0	-	6.3	5.0	7.5	2.5	8.8	8.8	5.0
i. Freedom to Establish Religious Organizations	2.5	5.0	10.0	2.5	-	10.0	2.5	7.5	2.5	10.0	10.0	2.5
ii. Autonomy of Religious Organizations	2.5	5.0	10.0	7.5	-	2.5	7.5	7.5	2.5	7.5	7.5	7.5
2C. Association, Assembly, & Civil Society	1.7	2.9	8.3	5.8	-	9.0	8.1	5.6	0.2	6.9	9.0	4.0
i. Freedom of Association	0.0	2.5	7.5	5.0	-	10.0	7.5	5.0	0.0	7.5	10.0	5.0
ii. Freedom of Assembly and Demonstration	2.5	2.5	7.5	7.5	-	7.5	7.5	5.0	0.0	5.0	10.0	2.5
iii. Autonomy of Organizations (operational independence from political authority)	2.5	3.3	8.3	4.2	-	8.3	7.5	5.8	0.0	5.8	6.7	5.8
iv. Freedom to Establish Organizations	1.7	3.3	10.0	6.7	-	10.0	10.0	6.7	0.8	9.2	9.2	2.5
2D. Expression & Information	4.7	6.1	6.8	6.3	5.0	7.7	5.5	6.2	3.8	6.3	6.3	5.4
i. Press Killings	10.0	10.0	10.0	8.8	10.0	8.8	5.0	10.0	10.0	10.0	10.0	10.0
ii. Laws and Regulations that Influence Media Content	0.3	3.7	2.3	2.7	2.0	5.7	3.7	2.7	0.3	4.7	1.0	0.7
iii. Political Pressures and Controls on Media Content	2.0	3.0	3.0	4.0	3.0	4.3	2.8	3.3	2.5	4.3	2.8	1.3
iv. Freedom of Access to Foreign Information	6.3	6.3	8.8	8.8	-	10.0	8.8	7.5	3.8	7.5	10.0	7.5
v. State Control over Internet Access	5.0	7.5	10.0	7.5	-	10.0	7.5	7.5	2.5	5.0	7.5	7.5
2E. Relationships	10.0	5.0	2.5	2.5	2.5	2.5	1.3	2.5	0.0	5.0	10.0	5.0
i. Parental Rights	10.0	10.0	5.0	5.0	0.0	5.0	2.5	5.0	0.0	0.0	10.0	10.0
ii. Same-Sex Relationships	10.0	0.0	0.0	0.0	5.0	0.0	0.0	0.0	0.0	10.0	10.0	0.0
PERSONAL FREEDOM	5.12	5.96	5.99	4.75	4.27	4.69	4.56	5.27	3.89	6.18	6.59	4.78
ECONOMIC FREEDOM	6.39	5.36	5.21	6.30	6.72	6.28	6.26	5.55	6.84	4.51	3.88	5.65
FREEDOM INDEX	5.76	5.66	5.60	5.53	5.50	5.49	5.41	5.41	5.37	5.34	5.24	5.22

APPENDIX G *Continued*

2012 Human Freedom Index Appendix	Central African Republic	Chad	Algeria	Syria	Zimbabwe	Yemen	Congo, Democratic Republic of	Myanmar	Iran	Average
Rank	145	146	147	148	149	150	151	152	153	
1A. Rule of Law	3.1	3.1	4.0	3.6	3.3	3.3	2.8	3.1	3.8	5.21
i. Procedural Justice	-	-	-	-	2.2	-	-	2.1	1.9	5.59
ii. Civil Justice	-	-	-	-	4.0	-	-	3.9	5.6	5.38
iii. Criminal Justice	-	-	-	-	3.6	-	-	3.2	3.8	4.89
1B. Security and Safety	6.8	6.6	8.2	5.3	6.9	4.5	4.4	6.2	7.2	8.04
i. Homicide	5.3	7.1	9.7	9.1	5.8	8.1	0.0	3.9	8.4	7.07
ii. Disappearance, Conflict, & Terrorism	7.6	7.5	7.4	0.0	7.5	0.9	5.0	5.5	6.5	8.62
iii. Women's Security	7.5	5.2	7.5	6.7	7.5	4.6	8.3	9.2	6.7	8.41
2A. Movement	1.7	6.7	3.3	3.3	1.7	1.7	0.0	1.7	0.0	7.58
i. Freedom of Foreign Movement	0.0	5.0	5.0	5.0	0.0	5.0	0.0	0.0	0.0	7.66
ii. Freedom of Domestic Movement	5.0	10.0	5.0	0.0	0.0	0.0	0.0	0.0	0.0	7.60
iii. Women's Freedom of Movement	0.0	5.0	0.0	5.0	5.0	0.0	0.0	5.0	0.0	7.38
2B. Religion	7.5	6.3	3.8	8.8	3.8	-	6.3	3.8	5.0	7.51
i. Freedom to Establish Religious Organizations	7.5	5.0	2.5	10.0	2.5	-	5.0	2.5	5.0	7.33
ii. Autonomy of Religious Organizations	7.5	7.5	5.0	7.5	5.0	-	7.5	5.0	5.0	7.69
2C. Association, Assembly, & Civil Society	5.6	6.5	3.8	5.0	4.0	-	5.6	2.5	3.1	7.67
i. Freedom of Association	7.5	7.5	5.0	7.5	5.0	-	7.5	0.0	5.0	8.10
ii. Freedom of Assembly and Demonstration	2.5	5.0	2.5	2.5	5.0	-	7.5	0.0	2.5	7.67
iii. Autonomy of Organizations (operational independence from political authority)	6.7	7.5	5.0	4.2	3.3	-	4.2	5.8	2.5	7.28
iv. Freedom to Establish Organizations	5.8	5.8	2.5	5.8	2.5	-	3.3	4.2	2.5	7.61
2D. Expression & Information	5.3	5.7	6.7	3.0	6.0	4.6	6.1	5.8	3.1	7.36
i. Press Killings	10.0	10.0	10.0	0.0	10.0	10.0	10.0	10.0	8.7	9.35
ii. Laws and Regulations that Influence Media Content	3.3	2.3	3.0	0.3	1.7	1.7	1.3	2.3	0.0	5.24
iii. Political Pressures and Controls on Media Content	4.3	2.3	4.3	0.8	3.5	2.3	1.8	4.0	0.5	5.30
iv. Freedom of Access to Foreign Information	3.8	6.3	8.8	6.3	7.5	-	7.5	7.5	3.8	8.81
v. State Control over Internet Access	5.0	7.5	7.5	7.5	7.5	-	10.0	5.0	2.5	8.63
2E. Relationships	5.0	5.0	2.5	2.5	5.0	1.3	5.0	3.8	0.0	7.36
i. Parental Rights	0.0	0.0	5.0	5.0	5.0	2.5	0.0	2.5	0.0	7.50
ii. Same-Sex Relationships	10.0	10.0	0.0	0.0	5.0	0.0	10.0	5.0	0.0	7.22
PERSONAL FREEDOM	4.97	5.42	5.07	4.47	4.59	3.23	4.10	4.06	3.85	7.06
ECONOMIC FREEDOM	5.30	4.85	5.14	5.59	5.04	6.34	5.39	5.28	5.21	6.83
FREEDOM INDEX	5.14	5.13	5.10	5.03	4.82	4.78	4.74	4.67	4.53	6.94

APPENDIX H: HUMAN FREEDOM INDEX 2013

2013 Human Freedom Index Appendix												
	Hong Kong	Switzerland	Ireland	Denmark	New Zealand	Canada	United Kingdom	Australia	Finland	Norway	Austria	Germany
Rank	1	2	3	4	4	6	7	8	9	10	11	12
1A. Rule of Law	7.4	7.9	7.8	8.6	7.7	7.4	7.4	7.7	8.6	8.7	8.2	7.8
i. Procedural Justice	7.6	-	-	9.3	8.5	7.9	7.8	8.5	9.7	9.2	9.1	8.2
ii. Civil Justice	7.2	-	-	8.2	7.5	7.3	7.2	7.3	7.5	8.6	7.5	8.2
iii. Criminal Justice	7.3	-	-	8.4	7.2	7.2	7.2	7.3	8.5	8.3	8.1	7.1
1B. Security and Safety	9.4	9.6	9.7	9.9	9.9	9.8	9.9	9.9	9.8	9.7	9.9	9.9
i. Homicide	9.8	9.8	9.5	9.7	9.6	9.4	9.6	9.6	9.4	9.1	9.6	9.7
ii. Disappearance, Conflict, & Terrorism	10.0	10.0	9.4	10.0	10.0	10.0	10.0	10.0	10.0	10.0	10.0	10.0
iii. Women's Security	8.3	9.2	10.0	10.0	10.0	10.0	10.0	10.0	10.0	10.0	10.0	10.0
2A. Movement	10.0	10.0	10.0	10.0	10.0	10.0	10.0	10.0	10.0	10.0	10.0	10.0
i. Freedom of Foreign Movement	-	10.0	10.0	10.0	10.0	10.0	10.0	10.0	10.0	10.0	10.0	10.0
ii. Freedom of Domestic Movement	-	10.0	10.0	10.0	10.0	10.0	10.0	10.0	10.0	10.0	10.0	10.0
iii. Women's Freedom of Movement	10.0	10.0	10.0	10.0	10.0	10.0	10.0	10.0	10.0	10.0	10.0	10.0
2B. Religion	10.0	10.0	10.0	10.0	7.5	10.0	10.0	10.0	8.8	8.8	10.0	10.0
i. Freedom to Establish Religious Organizations	10.0	10.0	10.0	10.0	5.0	10.0	10.0	10.0	10.0	10.0	10.0	10.0
ii. Autonomy of Religious Organizations	10.0	10.0	10.0	10.0	10.0	10.0	10.0	10.0	7.5	7.5	10.0	10.0
2C. Association, Assembly, & Civil Society	9.8	10.0	9.8	10.0	8.8	10.0	10.0	9.4	10.0	10.0	10.0	10.0
i. Freedom of Association	10.0	10.0	10.0	10.0	10.0	10.0	10.0	10.0	10.0	10.0	10.0	10.0
ii. Freedom of Assembly and Demonstration	10.0	10.0	10.0	10.0	10.0	10.0	10.0	10.0	10.0	10.0	10.0	10.0
iii. Autonomy of Organizations (operational independence from political authority)	9.2	10.0	9.2	10.0	9.2	10.0	10.0	7.5	10.0	10.0	10.0	10.0
iv. Freedom to Establish Organizations	10.0	10.0	10.0	10.0	5.8	10.0	10.0	10.0	10.0	10.0	10.0	10.0
2D. Expression & Information	8.4	9.6	9.4	9.6	9.4	9.3	9.0	9.2	9.6	9.7	9.1	9.3
i. Press Killings	10.0	10.0	10.0	10.0	10.0	10.0	10.0	10.0	10.0	10.0	10.0	10.0
ii. Laws and Regulations that Influence Media Content	6.0	8.7	8.3	9.3	9.0	8.3	7.3	8.3	8.7	9.0	7.3	8.0
iii. Political Pressures and Controls on Media Content	6.0	9.3	8.5	8.8	8.0	8.0	7.5	7.5	9.3	9.3	8.0	8.3
iv. Freedom of Access to Foreign Information	10.0	10.0	10.0	10.0	10.0	10.0	10.0	10.0	10.0	10.0	10.0	10.0
v. State Control over Internet Access	10.0	10.0	10.0	10.0	10.0	10.0	10.0	10.0	10.0	10.0	10.0	10.0
2E. Relationships	10.0	10.0	10.0	10.0	10.0	10.0	10.0	10.0	10.0	10.0	10.0	10.0
i. Parental Rights	10.0	10.0	10.0	10.0	10.0	10.0	10.0	10.0	10.0	10.0	10.0	10.0
ii. Same-Sex Relationships	10.0	10.0	10.0	10.0	10.0	10.0	10.0	10.0	10.0	10.0	10.0	10.0
iii. Divorce	10.0	10.0	10.0	10.0	10.0	10.0	10.0	10.0	10.0	10.0	10.0	10.0
PERSONAL FREEDOM	9.01	9.35	9.28	9.59	8.97	9.23	9.21	9.24	9.42	9.44	9.44	9.36
ECONOMIC FREEDOM	8.97	8.16	7.90	7.58	8.19	7.89	7.87	7.83	7.61	7.51	7.46	7.50
FREEDOM INDEX	8.99	8.75	8.59	8.58	8.58	8.56	8.54	8.53	8.52	8.48	8.45	8.43

APPENDIX H *Continued*

2013 Human Freedom Index Appendix	Luxembourg	Netherlands	Sweden	Malta	Taiwan	Belgium	Czech Republic	Estonia	United States of America	Lithuania	Portugal	Mauritius
Rank	12	14	15	16	17	18	19	19	19	22	22	24
1A. Rule of Law	7.9	8.2	8.4	7.2	6.8	7.4	7.3	7.5	6.5	6.4	6.5	6.6
i. Procedural Justice	-	8.7	9.6	-	-	8.5	8.6	8.2	6.9	-	7.3	-
ii. Civil Justice	-	8.3	7.8	-	-	6.9	6.5	7.2	6.1	-	6.2	-
iii. Criminal Justice	-	7.5	7.8	-	-	6.7	6.8	7.2	6.5	-	5.9	-
1B. Security and Safety	9.9	9.4	9.9	9.4	9.5	9.8	9.7	9.3	9.4	9.1	9.8	9.1
i. Homicide	9.7	8.7	9.7	8.9	-	9.4	9.6	8.0	8.1	7.3	9.5	8.9
ii. Disappearance, Conflict, & Terrorism	10.0	9.5	10.0	10.0	9.5	10.0	9.5	10.0	10.0	10.0	10.0	10.0
iii. Women's Security	10.0	10.0	10.0	-	-	10.0	10.0	10.0	10.0	10.0	10.0	8.3
2A. Movement	10.0	10.0	10.0	10.0	10.0	10.0	10.0	10.0	8.3	10.0	10.0	10.0
i. Freedom of Foreign Movement	10.0	10.0	10.0	10.0	10.0	10.0	10.0	10.0	5.0	10.0	10.0	10.0
ii. Freedom of Domestic Movement	10.0	10.0	10.0	10.0	10.0	10.0	10.0	10.0	10.0	10.0	10.0	10.0
iii. Women's Freedom of Movement	10.0	10.0	10.0	-	-	10.0	10.0	10.0	10.0	10.0	10.0	10.0
2B. Religion	-	10.0	10.0	10.0	8.8	10.0	10.0	7.5	10.0	10.0	10.0	8.8
i. Freedom to Establish Religious Organizations	-	10.0	10.0	10.0	10.0	10.0	10.0	5.0	10.0	10.0	10.0	10.0
ii. Autonomy of Religious Organizations	-	10.0	10.0	10.0	7.5	10.0	10.0	10.0	10.0	10.0	10.0	7.5
2C. Association, Assembly, & Civil Society	-	10.0	10.0	10.0	9.4	9.8	9.4	9.4	10.0	10.0	10.0	8.8
i. Freedom of Association	-	10.0	10.0	10.0	10.0	10.0	10.0	10.0	10.0	10.0	10.0	10.0
ii. Freedom of Assembly and Demonstration	-	10.0	10.0	10.0	10.0	10.0	10.0	7.5	10.0	10.0	10.0	7.5
iii. Autonomy of Organizations (operational independence from political authority)	-	10.0	10.0	10.0	7.5	9.2	8.3	10.0	10.0	10.0	10.0	7.5
iv. Freedom to Establish Organizations	-	10.0	10.0	10.0	10.0	10.0	9.2	10.0	10.0	10.0	10.0	10.0
2D. Expression & Information	9.4	9.7	9.7	9.2	9.0	9.7	9.3	9.5	9.1	9.2	9.3	9.0
i. Press Killings	10.0	10.0	10.0	10.0	10.0	10.0	10.0	10.0	10.0	10.0	10.0	10.0
ii. Laws and Regulations that Influence Media Content	9.3	9.7	9.3	8.3	7.0	9.3	8.7	8.3	8.0	8.0	8.3	7.7
iii. Political Pressures and Controls on Media Content	9.0	8.8	9.0	7.8	7.8	9.0	8.0	9.0	7.5	8.0	8.3	7.5
iv. Freedom of Access to Foreign Information	-	10.0	10.0	10.0	10.0	10.0	10.0	10.0	10.0	10.0	10.0	10.0
v. State Control over Internet Access	-	10.0	10.0	10.0	10.0	10.0	10.0	10.0	10.0	10.0	10.0	10.0
2E. Relationships	10.0	10.0	8.3	10.0	10.0	10.0	10.0	10.0	10.0	10.0	10.0	6.7
i. Parental Rights	10.0	10.0	10.0	-	-	10.0	10.0	10.0	10.0	10.0	10.0	10.0
ii. Same-Sex Relationships	10.0	10.0	10.0	10.0	10.0	10.0	10.0	10.0	10.0	10.0	10.0	5.0
iii. Divorce	10.0	10.0	5.0	-	-	10.0	10.0	10.0	10.0	10.0	10.0	5.0
PERSONAL FREEDOM	9.34	9.36	9.38	9.09	8.77	9.23	9.11	8.85	8.70	8.80	9.01	8.24
ECONOMIC FREEDOM	7.51	7.48	7.33	7.61	7.76	7.26	7.33	7.58	7.73	7.61	7.42	8.08
FREEDOM INDEX	8.43	8.42	8.36	8.35	8.27	8.25	8.22	8.22	8.22	8.21	8.21	8.16

APPENDIX H *Continued*

2013 Human Freedom Index Appendix	Poland	Latvia	Iceland	Chile	Italy	Japan	Romania	Slovakia	Korea, Republic of	France	Spain	Hungary
Rank	25	26	27	28	29	30	31	31	33	34	35	36
1A. Rule of Law	6.9	6.4	7.7	6.5	6.7	7.2	6.2	5.9	7.6	6.9	6.9	5.7
i. Procedural Justice	7.4	-	-	7.6	8.0	7.5	7.1	-	7.8	7.3	8.3	6.8
ii. Civil Justice	6.2	-	-	6.1	5.8	7.3	5.9	-	7.3	6.9	6.2	4.9
iii. Criminal Justice	6.9	-	-	5.7	6.3	6.8	5.6	-	7.6	6.5	6.2	5.4
1B. Security and Safety	9.8	9.4	10.0	9.0	9.9	9.7	9.8	9.6	9.4	9.7	8.9	9.7
i. Homicide	9.5	8.1	9.9	8.8	9.6	9.9	9.3	9.4	9.6	9.6	9.7	9.5
ii. Disappearance, Conflict, & Terrorism	10.0	10.0	10.0	10.0	10.0	10.0	10.0	9.5	9.5	9.5	8.0	9.5
iii. Women's Security	10.0	10.0	10.0	8.3	10.0	9.2	10.0	10.0	9.2	10.0	9.2	10.0
2A. Movement	10.0	10.0	10.0	10.0	10.0	10.0	10.0	10.0	8.3	8.3	10.0	10.0
i. Freedom of Foreign Movement	10.0	10.0	10.0	10.0	10.0	10.0	10.0	10.0	5.0	10.0	10.0	10.0
ii. Freedom of Domestic Movement	10.0	10.0	10.0	10.0	10.0	10.0	10.0	10.0	10.0	5.0	10.0	10.0
iii. Women's Freedom of Movement	10.0	10.0	10.0	10.0	10.0	10.0	10.0	10.0	10.0	10.0	10.0	10.0
2B. Religion	10.0	10.0	10.0	10.0	10.0	6.3	7.5	10.0	7.5	8.8	7.5	8.8
i. Freedom to Establish Religious Organizations	10.0	10.0	10.0	10.0	10.0	5.0	10.0	10.0	7.5	7.5	7.5	10.0
ii. Autonomy of Religious Organizations	10.0	10.0	10.0	10.0	10.0	7.5	5.0	10.0	7.5	10.0	7.5	7.5
2C. Association, Assembly, & Civil Society	9.6	10.0	10.0	9.2	10.0	8.5	8.1	10.0	8.8	10.0	9.4	9.4
i. Freedom of Association	10.0	10.0	10.0	10.0	10.0	10.0	10.0	10.0	10.0	10.0	10.0	10.0
ii. Freedom of Assembly and Demonstration	10.0	10.0	10.0	7.5	10.0	10.0	7.5	10.0	10.0	10.0	10.0	10.0
iii. Autonomy of Organizations (operational independence from political authority)	8.3	10.0	10.0	9.2	10.0	8.3	6.7	10.0	7.5	10.0	8.3	7.5
iv. Freedom to Establish Organizations	10.0	10.0	10.0	10.0	10.0	5.8	8.3	10.0	7.5	10.0	9.2	10.0
2D. Expression & Information	8.9	9.1	9.6	8.8	8.7	9.0	8.5	9.1	8.2	9.2	8.7	8.6
i. Press Killings	10.0	10.0	10.0	10.0	10.0	10.0	10.0	10.0	10.0	10.0	10.0	10.0
ii. Laws and Regulations that Influence Media Content	7.0	8.0	9.0	7.3	6.0	8.3	6.0	7.7	7.0	8.3	8.0	6.3
iii. Political Pressures and Controls on Media Content	7.3	7.3	9.0	6.5	7.5	6.5	6.3	7.8	6.5	7.5	6.5	6.8
iv. Freedom of Access to Foreign Information	10.0	10.0	10.0	10.0	10.0	10.0	10.0	10.0	10.0	10.0	8.8	10.0
v. State Control over Internet Access	10.0	10.0	10.0	10.0	10.0	10.0	10.0	10.0	7.5	10.0	10.0	10.0
2E. Relationships	10.0	10.0	10.0	6.7	10.0	10.0	10.0	10.0	10.0	10.0	10.0	10.0
i. Parental Rights	10.0	10.0	10.0	0.0	10.0	10.0	10.0	10.0	10.0	10.0	10.0	10.0
ii. Same-Sex Relationships	10.0	10.0	10.0	10.0	10.0	10.0	10.0	10.0	10.0	10.0	10.0	10.0
iii. Divorce	10.0	10.0	10.0	10.0	10.0	10.0	10.0	10.0	10.0	10.0	10.0	10.0
PERSONAL FREEDOM	9.02	8.84	9.38	8.34	9.01	8.60	8.40	8.80	8.53	8.78	8.51	8.52
ECONOMIC FREEDOM	7.29	7.42	6.87	7.87	7.13	7.52	7.69	7.29	7.38	7.12	7.27	7.25
FREEDOM INDEX	8.15	8.13	8.12	8.10	8.07	8.06	8.04	8.04	7.96	7.95	7.89	7.88

APPENDIX H *Continued*

2013 Human Freedom Index Appendix	Singapore	Uruguay	Bulgaria	Costa Rica	Cyprus	Slovenia	Georgia	Macedonia	Montenegro	Croatia	Cape Verde	Israel
Rank	37	38	39	40	40	42	43	44	44	46	47	48
1A. Rule of Law	8.1	6.3	5.1	5.9	6.8	6.8	5.3	6.2	5.2	5.4	5.9	6.6
i. Procedural Justice	8.1	7.1	5.9	-	-	8.4	4.9	6.1	-	5.5	-	-
ii. Civil Justice	7.7	7.0	5.3	-	-	6.1	6.0	5.4	-	5.2	-	-
iii. Criminal Justice	8.5	4.7	4.1	-	-	5.8	5.1	5.0	-	5.5	-	-
1B. Security and Safety	9.4	8.4	9.7	8.9	9.6	9.7	8.3	8.8	9.2	9.8	7.9	9.4
i. Homicide	9.9	6.8	9.2	6.6	9.2	9.7	8.3	9.4	8.9	9.5	5.9	9.3
ii. Disappearance, Conflict, & Terrorism	10.0	10.0	10.0	10.0	9.5	9.5	9.0	9.5	9.5	9.9	10.0	8.9
iii. Women's Security	8.3	8.3	10.0	10.0	10.0	10.0	7.5	7.5	-	10.0	-	10.0
2A. Movement	6.7	10.0	10.0	8.3	10.0	10.0	8.3	10.0	10.0	10.0	10.0	1.7
i. Freedom of Foreign Movement	5.0	10.0	10.0	10.0	10.0	10.0	10.0	10.0	10.0	10.0	10.0	0.0
ii. Freedom of Domestic Movement	5.0	10.0	10.0	5.0	10.0	10.0	5.0	10.0	10.0	10.0	10.0	0.0
iii. Women's Freedom of Movement	10.0	10.0	10.0	10.0	10.0	10.0	10.0	10.0	-	10.0	-	5.0
2B. Religion	5.0	10.0	7.5	7.5	7.5	10.0	8.8	-	-	7.5	-	7.5
i. Freedom to Establish Religious Organizations	5.0	10.0	7.5	7.5	5.0	10.0	7.5	-	-	7.5	-	7.5
ii. Autonomy of Religious Organizations	5.0	10.0	7.5	7.5	10.0	10.0	10.0	-	-	7.5	-	7.5
2C. Association, Assembly, & Civil Society	2.7	9.0	9.6	9.2	9.6	10.0	8.3	-	-	9.6	-	9.8
i. Freedom of Association	2.5	10.0	10.0	10.0	10.0	10.0	10.0	-	-	10.0	-	10.0
ii. Freedom of Assembly and Demonstration	0.0	10.0	10.0	10.0	10.0	10.0	7.5	-	-	10.0	-	10.0
iii. Autonomy of Organizations (operational independence from political authority)	4.2	7.5	8.3	8.3	8.3	10.0	8.3	-	-	9.2	-	10.0
iv. Freedom to Establish Organizations	4.2	8.3	10.0	8.3	10.0	10.0	7.5	-	-	9.2	-	9.2
2D. Expression & Information	5.6	9.0	8.5	9.3	9.1	9.1	8.0	6.4	7.4	8.6	8.6	8.8
i. Press Killings	10.0	10.0	10.0	10.0	10.0	10.0	10.0	10.0	10.0	10.0	10.0	10.0
ii. Laws and Regulations that Influence Media Content	2.0	7.3	6.3	8.3	8.3	8.0	6.0	4.3	6.7	7.0	8.0	7.7
iii. Political Pressures and Controls on Media Content	4.5	7.5	6.0	8.3	7.3	7.3	5.3	4.8	5.5	6.0	7.8	6.5
iv. Freedom of Access to Foreign Information	6.3	10.0	10.0	10.0	10.0	10.0	8.8	-	-	10.0	-	10.0
v. State Control over Internet Access	5.0	10.0	10.0	10.0	10.0	10.0	10.0	-	-	10.0	-	10.0
2E. Relationships	8.3	10.0	10.0	9.2	8.3	10.0	8.3	10.0	10.0	10.0	10.0	10.0
i. Parental Rights	10.0	10.0	10.0	7.5	10.0	10.0	5.0	10.0	-	10.0	-	10.0
ii. Same-Sex Relationships	5.0	10.0	10.0	10.0	5.0	10.0	10.0	10.0	10.0	10.0	10.0	10.0
iii. Divorce	10.0	10.0	10.0	10.0	10.0	10.0	10.0	10.0	-	10.0	-	10.0
PERSONAL FREEDOM	7.20	8.46	8.27	8.05	8.55	9.03	7.57	8.14	8.17	8.37	8.23	7.78
ECONOMIC FREEDOM	8.52	7.18	7.33	7.53	7.03	6.44	7.83	7.19	7.18	6.91	6.97	7.38
FREEDOM INDEX	7.86	7.82	7.80	7.79	7.79	7.74	7.70	7.67	7.67	7.64	7.60	7.58

APPENDIX H *Continued*

2013 Human Freedom Index Appendix	Panama	Bahamas	Suriname	Greece	Bosnia Herzegovenia	Mongolia	Peru	Armenia	Albania	Jamaica	El Salvador	Papua New Guinea
Rank	49	50	51	52	53	54	55	56	57	58	59	60
1A. Rule of Law	4.6	6.1	5.1	5.8	5.7	5.2	4.8	4.6	4.5	4.6	4.6	3.9
i. Procedural Justice	5.6	-	-	6.7	6.9	5.5	6.7	-	5.0	4.8	6.1	-
ii. Civil Justice	4.5	-	-	6.1	4.9	5.2	3.9	-	4.9	4.7	4.7	-
iii. Criminal Justice	3.8	-	-	4.6	5.4	4.8	3.7	-	3.6	4.2	3.1	-
1B. Security and Safety	7.7	4.9	8.8	8.9	9.1	8.7	8.0	9.0	8.5	6.3	6.5	7.6
i. Homicide	3.1	0.0	7.6	9.3	9.5	6.1	6.2	9.3	8.0	0.0	0.0	5.8
ii. Disappearance, Conflict, & Terrorism	10.0	9.7	10.0	9.0	9.5	10.0	9.5	9.5	10.0	9.0	9.5	9.5
iii. Women's Security	10.0	-	-	8.3	8.3	10.0	8.3	8.3	7.5	10.0	10.0	7.5
2A. Movement	10.0	10.0	10.0	10.0	6.7	10.0	10.0	6.7	6.7	8.3	10.0	10.0
i. Freedom of Foreign Movement	10.0	10.0	10.0	10.0	10.0	10.0	10.0	5.0	10.0	10.0	10.0	10.0
ii. Freedom of Domestic Movement	10.0	10.0	10.0	10.0	0.0	10.0	10.0	5.0	5.0	10.0	10.0	10.0
iii. Women's Freedom of Movement	10.0	-	-	10.0	10.0	10.0	10.0	10.0	5.0	5.0	10.0	10.0
2B. Religion	10.0	-	-	8.8	7.5	5.0	7.5	5.0	8.8	8.8	7.5	-
i. Freedom to Establish Religious Organizations	10.0	-	-	7.5	7.5	5.0	7.5	5.0	10.0	7.5	7.5	-
ii. Autonomy of Religious Organizations	10.0	-	-	10.0	7.5	5.0	7.5	5.0	7.5	10.0	7.5	-
2C. Association, Assembly, & Civil Society	10.0	-	-	10.0	9.0	7.9	7.3	7.5	9.2	8.8	7.7	-
i. Freedom of Association	10.0	-	-	10.0	10.0	7.5	7.5	5.0	10.0	10.0	7.5	-
ii. Freedom of Assembly and Demonstration	10.0	-	-	10.0	10.0	7.5	7.5	7.5	10.0	10.0	7.5	-
iii. Autonomy of Organizations (operational independence from political authority)	10.0	-	-	10.0	6.7	7.5	6.7	9.2	6.7	7.5	7.5	-
iv. Freedom to Establish Organizations	10.0	-	-	10.0	9.2	9.2	7.5	8.3	10.0	7.5	8.3	-
2D. Expression & Information	7.9	8.8	8.0	8.1	8.2	8.5	8.2	7.6	8.2	9.4	7.6	8.3
i. Press Killings	10.0	10.0	10.0	10.0	10.0	10.0	10.0	10.0	10.0	10.0	10.0	10.0
ii. Laws and Regulations that Influence Media Content	4.3	8.7	7.3	5.3	6.7	5.7	5.3	3.7	5.0	9.0	7.0	8.0
iii. Political Pressures and Controls on Media Content	5.0	7.8	6.8	5.0	4.3	7.0	5.5	4.3	5.8	8.0	6.0	6.8
iv. Freedom of Access to Foreign Information	10.0	-	-	10.0	10.0	10.0	10.0	10.0	10.0	10.0	7.5	-
v. State Control over Internet Access	10.0	-	-	10.0	10.0	10.0	10.0	10.0	10.0	10.0	7.5	-
2E. Relationships	10.0	10.0	10.0	6.7	10.0	10.0	9.2	8.3	8.3	8.3	10.0	7.5
i. Parental Rights	10.0	-	-	5.0	10.0	10.0	7.5	10.0	10.0	10.0	10.0	7.5
ii. Same-Sex Relationships	10.0	10.0	10.0	10.0	10.0	10.0	10.0	10.0	10.0	5.0	10.0	5.0
iii. Divorce	10.0	-	-	5.0	10.0	10.0	10.0	5.0	5.0	10.0	10.0	10.0
PERSONAL FREEDOM	7.87	7.54	8.13	8.01	7.84	7.62	7.41	6.92	7.35	7.08	7.06	7.18
ECONOMIC FREEDOM	7.27	7.40	6.77	6.87	6.98	7.19	7.34	7.67	7.18	7.33	7.25	7.11
FREEDOM INDEX	7.57	7.47	7.45	7.44	7.41	7.40	7.38	7.30	7.27	7.21	7.16	7.15

APPENDIX H *Continued*

2013 Human Freedom Index Appendix	Turkey	Dominican Republic	Cambodia	Brunei	Fiji	Madagascar	Serbia	Bolivia	Ghana	Haiti	Seychelles	Indonesia
Rank	61	62	63	64	64	66	66	68	68	70	70	72
1A. Rule of Law	4.6	4.5	3.4	6.4	4.0	5.5	4.6	3.3	5.4	3.2	5.2	4.2
i. Procedural Justice	4.5	4.9	4.0	-	-	2.9	5.3	4.2	5.9	-	-	4.4
ii. Civil Justice	5.2	4.8	3.4	-	-	4.1	4.5	3.4	5.9	-	-	4.7
iii. Criminal Justice	3.9	3.8	2.9	-	-	3.5	4.1	2.3	4.4	-	-	3.7
1B. Security and Safety	9.3	6.9	8.8	9.6	8.6	7.8	9.4	7.7	8.4	7.4	8.1	8.9
i. Homicide	9.0	1.2	7.4	9.2	8.4	5.6	9.5	5.2	7.6	5.9	6.2	9.8
ii. Disappearance, Conflict, & Terrorism	8.8	9.5	9.0	10.0	10.0	9.5	9.5	9.5	9.5	8.0	10.0	9.5
iii. Women's Security	10.0	10.0	10.0	-	7.5	8.3	9.2	8.3	8.2	8.3	-	7.5
2A. Movement	10.0	6.7	8.3	7.5	8.3	8.3	6.7	10.0	10.0	10.0	10.0	6.7
i. Freedom of Foreign Movement	10.0	5.0	5.0	5.0	5.0	5.0	5.0	10.0	10.0	10.0	10.0	5.0
ii. Freedom of Domestic Movement	10.0	5.0	10.0	10.0	10.0	10.0	5.0	10.0	10.0	10.0	10.0	10.0
iii. Women's Freedom of Movement	10.0	10.0	10.0	-	10.0	10.0	10.0	10.0	10.0	10.0	-	5.0
2B. Religion	5.0	8.8	7.5	-	-	8.8	6.3	10.0	8.8	10.0	-	8.8
i. Freedom to Establish Religious Organizations	5.0	10.0	7.5	-	-	10.0	5.0	10.0	7.5	10.0	-	7.5
ii. Autonomy of Religious Organizations	5.0	7.5	7.5	-	-	7.5	7.5	10.0	10.0	10.0	-	10.0
2C. Association, Assembly, & Civil Society	7.1	7.3	6.9	-	-	8.3	7.7	9.6	8.5	9.4	-	9.2
i. Freedom of Association	7.5	7.5	7.5	-	-	10.0	7.5	10.0	10.0	10.0	-	10.0
ii. Freedom of Assembly and Demonstration	7.5	5.0	5.0	-	-	5.0	10.0	10.0	7.5	10.0	-	10.0
iii. Autonomy of Organizations (operational independence from political authority)	5.8	7.5	7.5	-	-	8.3	5.8	8.3	9.2	10.0	-	7.5
iv. Freedom to Establish Organizations	7.5	9.2	7.5	-	-	10.0	7.5	10.0	7.5	7.5	-	9.2
2D. Expression & Information	6.2	8.5	7.3	4.8	6.0	7.3	8.4	8.0	9.0	8.2	6.6	7.3
i. Press Killings	10.0	10.0	10.0	10.0	10.0	10.0	10.0	10.0	10.0	10.0	10.0	10.0
ii. Laws and Regulations that Influence Media Content	2.3	7.3	2.3	0.7	4.0	3.3	7.0	5.3	7.3	5.3	4.7	4.7
iii. Political Pressures and Controls on Media Content	3.5	5.0	4.0	3.8	4.0	3.3	6.0	4.5	7.5	5.5	5.3	5.5
iv. Freedom of Access to Foreign Information	10.0	10.0	10.0	-	-	10.0	8.8	10.0	10.0	10.0	-	8.8
v. State Control over Internet Access	5.0	10.0	10.0	-	-	10.0	10.0	10.0	10.0	10.0	-	7.5
2E. Relationships	10.0	10.0	8.3	5.0	10.0	7.5	10.0	10.0	7.5	7.5	5.0	5.0
i. Parental Rights	10.0	10.0	10.0	-	10.0	7.5	10.0	10.0	7.5	7.5	-	5.0
ii. Same-Sex Relationships	10.0	10.0	10.0	5.0	10.0	10.0	10.0	10.0	5.0	5.0	5.0	5.0
iii. Divorce	10.0	10.0	5.0	-	10.0	5.0	10.0	10.0	10.0	10.0	-	5.0
PERSONAL FREEDOM	7.28	6.96	6.89	6.89	7.22	7.35	7.41	7.50	7.82	7.17	6.92	6.98
ECONOMIC FREEDOM	6.92	7.23	7.26	7.18	6.86	6.71	6.65	6.52	6.20	6.83	7.07	7.01
FREEDOM INDEX	7.10	7.09	7.07	7.04	7.04	7.03	7.03	7.01	7.01	7.00	7.00	6.99

APPENDIX H *Continued*

2013 Human Freedom Index Appendix	Guatemala	Trinidad and Tobago	Namibia	South Africa	Moldova	Nicaragua	Barbados	Paraguay	Brazil	Kenya	Nepal	Ukraine
Rank	73	73	75	76	77	77	79	79	81	81	81	84
1A. Rule of Law	4.1	4.9	5.6	5.1	3.9	3.8	6.7	3.9	4.7	3.5	4.5	4.5
i. Procedural Justice	5.5	-	-	5.4	4.4	4.0	-	-	5.5	2.9	4.9	4.9
ii. Civil Justice	3.6	-	-	5.3	4.1	3.7	-	-	5.1	4.4	4.2	5.2
iii. Criminal Justice	3.0	-	-	4.5	3.4	3.5	-	-	3.7	3.3	4.3	3.3
1B. Security and Safety	6.3	5.9	7.0	5.6	8.2	7.8	8.5	7.7	5.8	7.4	9.4	8.6
i. Homicide	0.0	0.0	3.1	0.0	7.4	5.5	7.0	6.1	0.0	7.4	9.6	8.3
ii. Disappearance, Conflict, & Terrorism	9.0	9.4	9.5	7.5	9.0	9.5	10.0	8.8	9.0	8.3	9.4	8.5
iii. Women's Security	10.0	8.3	8.3	9.2	8.3	8.3	-	8.3	8.3	6.6	9.2	9.2
2A. Movement	10.0	10.0	10.0	10.0	8.3	6.7	10.0	10.0	10.0	5.0	8.3	10.0
i. Freedom of Foreign Movement	10.0	10.0	10.0	10.0	5.0	5.0	10.0	10.0	10.0	5.0	10.0	10.0
ii. Freedom of Domestic Movement	10.0	10.0	10.0	10.0	10.0	10.0	10.0	10.0	10.0	0.0	10.0	10.0
iii. Women's Freedom of Movement	10.0	10.0	10.0	10.0	10.0	5.0	-	10.0	10.0	10.0	5.0	10.0
2B. Religion	7.5	-	7.5	8.8	-	6.3	-	6.3	10.0	10.0	6.3	7.5
i. Freedom to Establish Religious Organizations	7.5	-	7.5	7.5	-	5.0	-	5.0	10.0	10.0	7.5	7.5
ii. Autonomy of Religious Organizations	7.5	-	7.5	10.0	-	7.5	-	7.5	10.0	10.0	5.0	7.5
2C. Association, Assembly, & Civil Society	7.5	-	7.5	8.3	-	5.8	-	6.3	9.6	8.8	6.5	7.1
i. Freedom of Association	7.5	-	7.5	10.0	-	7.5	-	7.5	10.0	7.5	7.5	7.5
ii. Freedom of Assembly and Demonstration	7.5	-	7.5	10.0	-	7.5	-	7.5	10.0	7.5	7.5	7.5
iii. Autonomy of Organizations (operational independence from political authority)	7.5	-	7.5	5.0	-	4.2	-	5.0	8.3	10.0	5.0	6.7
iv. Freedom to Establish Organizations	7.5	-	7.5	8.3	-	4.2	-	5.0	10.0	10.0	5.8	6.7
2D. Expression & Information	6.6	8.4	7.8	8.2	6.7	7.8	8.9	7.7	7.8	7.5	5.7	7.0
i. Press Killings	10.0	10.0	10.0	10.0	10.0	10.0	10.0	10.0	8.5	10.0	10.0	10.0
ii. Laws and Regulations that Influence Media Content	4.3	8.0	7.0	7.0	4.7	5.3	9.0	4.3	5.7	4.3	4.7	3.7
iii. Political Pressures and Controls on Media Content	3.8	7.3	7.0	6.5	5.5	4.8	7.8	4.0	4.8	4.3	4.0	4.0
iv. Freedom of Access to Foreign Information	7.5	-	7.5	10.0	-	8.8	-	10.0	10.0	8.8	5.0	7.5
v. State Control over Internet Access	7.5	-	7.5	7.5	-	10.0	-	10.0	10.0	10.0	5.0	10.0
2E. Relationships	7.5	6.7	8.3	10.0	10.0	9.2	0.0	10.0	10.0	6.7	10.0	10.0
i. Parental Rights	5.0	10.0	10.0	10.0	10.0	7.5	-	10.0	10.0	5.0	10.0	10.0
ii. Same-Sex Relationships	-	0.0	5.0	10.0	10.0	10.0	0.0	10.0	10.0	5.0	10.0	10.0
iii. Divorce	10.0	10.0	10.0	10.0	10.0	10.0	-	10.0	10.0	10.0	10.0	10.0
PERSONAL FREEDOM	6.51	6.89	7.25	7.18	7.22	6.45	6.96	6.93	7.37	6.54	7.14	7.44
ECONOMIC FREEDOM	7.45	7.07	6.68	6.74	6.63	7.40	6.83	6.85	6.34	7.16	6.56	6.20
FREEDOM INDEX	6.98	6.98	6.97	6.96	6.93	6.93	6.89	6.89	6.85	6.85	6.85	6.82

APPENDIX H *Continued*

2013 Human Freedom Index Appendix	Guyana	Jordan	India	Argentina	Burkina Faso	Bahrain	Bhutan	Tanzania	Ecuador	Mexico	Benin	Kuwait
Rank	85	86	87	88	88	90	91	91	93	93	95	95
1A. Rule of Law	4.4	5.4	4.1	5.2	4.5	5.6	5.5	4.5	4.0	3.5	4.3	5.8
i. Procedural Justice	-	4.3	4.1	6.6	4.4	-	-	4.2	4.7	4.2	-	-
ii. Civil Justice	-	6.2	3.9	5.4	5.4	-	-	4.8	4.1	3.9	-	-
iii. Criminal Justice	-	5.6	4.5	3.7	3.8	-	-	4.5	3.3	2.5	-	-
1B. Security and Safety	6.4	8.0	7.4	9.1	7.4	6.9	8.8	6.3	8.0	5.7	7.4	8.4
i. Homicide	3.2	9.2	8.6	7.8	6.8	9.8	9.3	4.9	5.0	1.4	6.6	9.8
ii. Disappearance, Conflict, & Terrorism	9.5	9.0	6.9	9.5	9.5	5.2	9.5	8.5	9.0	7.4	8.5	9.5
iii. Women's Security	-	5.8	6.7	10.0	5.8	5.8	7.5	5.3	10.0	8.3	7.1	5.8
2A. Movement	10.0	5.0	8.3	10.0	8.3	6.7	6.7	8.3	10.0	10.0	5.0	5.0
i. Freedom of Foreign Movement	10.0	0.0	5.0	10.0	10.0	5.0	0.0	10.0	10.0	10.0	10.0	0.0
ii. Freedom of Domestic Movement	10.0	10.0	10.0	10.0	10.0	10.0	10.0	10.0	10.0	10.0	0.0	10.0
iii. Women's Freedom of Movement	-	5.0	10.0	10.0	5.0	5.0	10.0	5.0	10.0	10.0	5.0	5.0
2B. Religion	-	1.3	10.0	10.0	8.8	7.5	-	8.8	8.8	7.5	10.0	5.0
i. Freedom to Establish Religious Organizations	-	2.5	10.0	10.0	7.5	7.5	-	10.0	10.0	7.5	10.0	2.5
ii. Autonomy of Religious Organizations	-	0.0	10.0	10.0	10.0	7.5	-	7.5	7.5	7.5	10.0	7.5
2C. Association, Assembly, & Civil Society	-	6.5	9.8	8.8	8.5	5.4	-	5.4	7.9	8.1	10.0	5.8
i. Freedom of Association	-	7.5	10.0	10.0	10.0	5.0	-	5.0	10.0	10.0	10.0	7.5
ii. Freedom of Assembly and Demonstration	-	10.0	10.0	10.0	7.5	2.5	-	5.0	10.0	10.0	10.0	10.0
iii. Autonomy of Organizations (operational independence from political authority)	-	5.0	10.0	6.7	6.7	6.7	-	6.7	7.5	5.0	10.0	4.2
iv. Freedom to Establish Organizations	-	3.3	9.2	8.3	10.0	7.5	-	5.0	4.2	7.5	10.0	1.7
2D. Expression & Information	7.8	6.7	7.5	8.0	8.2	4.5	6.3	7.2	7.3	7.4	8.7	5.8
i. Press Killings	10.0	10.0	9.7	10.0	10.0	10.0	10.0	10.0	10.0	10.0	10.0	10.0
ii. Laws and Regulations that Influence Media Content	6.7	2.7	6.7	5.3	5.3	0.7	4.0	4.0	2.7	4.7	6.0	3.3
iii. Political Pressures and Controls on Media Content	6.8	3.5	5.0	4.8	5.8	0.8	4.8	4.5	3.8	2.3	7.3	4.3
iv. Freedom of Access to Foreign Information	-	7.5	6.3	10.0	10.0	8.8	-	7.5	10.0	10.0	10.0	6.3
v. State Control over Internet Access	-	10.0	10.0	10.0	10.0	2.5	-	10.0	10.0	10.0	10.0	5.0
2E. Relationships	10.0	3.3	6.7	10.0	10.0	3.3	5.0	8.3	10.0	10.0	10.0	1.7
i. Parental Rights	-	0.0	5.0	10.0	10.0	0.0	10.0	5.0	10.0	10.0	10.0	0.0
ii. Same-Sex Relationships	10.0	10.0	10.0	10.0	10.0	10.0	0.0	10.0	10.0	10.0	10.0	5.0
iii. Divorce	-	0.0	5.0	10.0	10.0	0.0	5.0	10.0	10.0	10.0	10.0	0.0
PERSONAL FREEDOM	7.33	5.62	7.11	8.26	7.35	5.89	6.56	6.49	7.40	6.61	7.28	5.87
ECONOMIC FREEDOM	6.28	7.93	6.43	5.20	6.10	7.55	6.86	6.92	5.99	6.79	6.05	7.46
FREEDOM INDEX	6.81	6.78	6.77	6.73	6.73	6.72	6.71	6.71	6.70	6.70	6.67	6.67

APPENDIX H *Continued*

2013 Human Freedom Index Appendix	Thailand	Botswana	Kazakhstan	Uganda	Honduras	Philippines	Zambia	Lebanon	Senegal	Malaysia	Colombia	Qatar
Rank	97	98	99	100	101	101	101	104	105	106	107	108
1A. Rule of Law	4.7	5.7	4.5	3.6	3.5	3.7	4.1	4.9	5.0	5.2	4.5	6.8
i. Procedural Justice	5.1	4.7	4.8	2.3	-	3.6	3.9	6.1	5.2	4.6	5.1	-
ii. Civil Justice	3.9	6.1	4.7	4.8	-	3.9	4.7	4.5	5.5	5.7	4.9	-
iii. Criminal Justice	5.1	6.4	4.0	3.6	-	3.6	3.5	4.1	4.1	5.3	3.5	-
1B. Security and Safety	7.8	6.7	8.0	7.0	5.4	7.1	7.6	6.4	8.4	8.5	5.3	8.1
i. Homicide	8.0	2.6	6.9	5.7	0.0	6.5	5.7	9.1	8.9	9.1	0.0	9.6
ii. Disappearance, Conflict, & Terrorism	7.2	10.0	7.0	7.8	8.0	6.6	9.5	3.5	9.0	9.8	5.9	9.0
iii. Women's Security	8.3	7.5	10.0	7.5	8.3	8.3	7.5	6.7	7.5	6.7	10.0	5.8
2A. Movement	10.0	6.7	5.0	8.3	6.7	6.7	6.7	5.0	6.7	5.0	6.7	3.3
i. Freedom of Foreign Movement	10.0	10.0	5.0	10.0	5.0	5.0	10.0	5.0	5.0	5.0	10.0	0.0
ii. Freedom of Domestic Movement	10.0	5.0	5.0	10.0	10.0	10.0	5.0	5.0	10.0	5.0	5.0	10.0
iii. Women's Freedom of Movement	10.0	5.0	5.0	5.0	5.0	5.0	5.0	5.0	5.0	5.0	5.0	0.0
2B. Religion	7.5	6.3	5.0	6.3	6.3	7.5	7.5	8.8	6.3	3.8	7.5	2.5
i. Freedom to Establish Religious Organizations	7.5	5.0	2.5	7.5	5.0	5.0	7.5	7.5	7.5	2.5	7.5	2.5
ii. Autonomy of Religious Organizations	7.5	7.5	7.5	5.0	7.5	10.0	7.5	10.0	5.0	5.0	7.5	2.5
2C. Association, Assembly, & Civil Society	7.7	6.5	2.9	5.8	6.9	6.5	7.7	9.2	9.4	5.0	7.9	2.5
i. Freedom of Association	7.5	7.5	2.5	5.0	7.5	7.5	7.5	10.0	10.0	7.5	10.0	2.5
ii. Freedom of Assembly and Demonstration	7.5	7.5	2.5	5.0	7.5	7.5	7.5	10.0	10.0	2.5	7.5	5.0
iii. Autonomy of Organizations (operational independence from political authority)	7.5	5.8	3.3	5.8	7.5	4.2	8.3	8.3	7.5	6.7	7.5	1.7
iv. Freedom to Establish Organizations	8.3	5.0	3.3	7.5	5.0	6.7	7.5	8.3	10.0	3.3	6.7	0.8
2D. Expression & Information	5.8	7.2	5.2	6.8	6.3	6.7	6.6	7.8	8.0	5.8	7.0	5.7
i. Press Killings	10.0	10.0	10.0	10.0	10.0	6.9	10.0	10.0	10.0	10.0	7.9	10.0
ii. Laws and Regulations that Influence Media Content	3.0	6.3	0.3	3.7	4.0	5.7	4.0	4.0	4.0	2.0	6.3	3.3
iii. Political Pressures and Controls on Media Content	3.3	5.8	1.8	4.0	2.3	4.8	4.0	4.8	6.0	4.3	3.3	3.8
iv. Freedom of Access to Foreign Information	7.5	6.3	6.3	8.8	7.5	8.8	7.5	10.0	10.0	5.0	10.0	6.3
v. State Control over Internet Access	5.0	7.5	7.5	7.5	7.5	7.5	7.5	10.0	10.0	7.5	7.5	5.0
2E. Relationships	3.8	3.3	10.0	5.0	10.0	5.0	3.8	1.7	2.5	3.3	10.0	0.0
i. Parental Rights	7.5	5.0	10.0	5.0	10.0	0.0	2.5	5.0	2.5	5.0	10.0	0.0
ii. Same-Sex Relationships	-	0.0	10.0	0.0	10.0	10.0	5.0	0.0	0.0	0.0	10.0	0.0
iii. Divorce	0.0	5.0	10.0	10.0	10.0	5.0	-	0.0	5.0	5.0	10.0	0.0
PERSONAL FREEDOM	6.61	6.09	5.92	5.87	5.84	5.95	6.13	6.07	6.63	5.71	6.36	5.12
ECONOMIC FREEDOM	6.63	7.13	7.26	7.30	7.27	7.14	6.97	7.01	6.32	7.22	6.56	7.77
FREEDOM INDEX	6.62	6.61	6.59	6.58	6.55	6.55	6.55	6.54	6.48	6.47	6.46	6.45

APPENDIX H *Continued*

2013 Human Freedom Index Appendix	Rwanda	United Arab Emirates	Malawi	Tajikistan	Belize	East Timor	Lesotho	Côte d'Ivoire	Russia	Kyrgyz Republic	Oman	Mali
Rank	109	110	111	111	113	113	115	116	117	118	119	120
1A. Rule of Law	4.8	6.8	3.5	3.5	4.6	3.4	4.8	4.0	4.0	3.8	6.1	4.2
i. Procedural Justice	-	6.6	4.8	-	-	-	-	3.0	4.0	3.9	-	-
ii. Civil Justice	-	5.9	5.9	-	-	-	-	4.8	4.6	4.2	-	-
iii. Criminal Justice	-	7.8	4.8	-	-	-	-	4.0	3.6	3.3	-	-
1B. Security and Safety	5.3	8.3	8.8	8.6	4.5	8.5	5.7	6.1	7.7	7.1	8.0	5.7
i. Homicide	0.8	9.0	9.3	9.4	0.0	8.6	0.0	4.6	6.3	6.4	9.6	7.0
ii. Disappearance, Conflict, & Terrorism	6.8	10.0	9.5	8.0	9.0	9.5	9.5	7.5	6.7	6.5	8.5	5.6
iii. Women's Security	8.3	5.8	7.5	8.3	-	7.5	7.5	6.3	10.0	8.3	5.8	4.5
2A. Movement	6.7	1.7	8.3	8.3	10.0	6.7	10.0	5.0	6.7	5.0	6.7	8.3
i. Freedom of Foreign Movement	5.0	0.0	10.0	5.0	10.0	10.0	10.0	5.0	10.0	5.0	10.0	10.0
ii. Freedom of Domestic Movement	10.0	5.0	10.0	10.0	10.0	10.0	10.0	0.0	0.0	5.0	10.0	10.0
iii. Women's Freedom of Movement	5.0	0.0	5.0	10.0	-	0.0	10.0	10.0	10.0	5.0	0.0	5.0
2B. Religion	3.8	2.5	-	-	-	-	-	10.0	3.8	-	3.8	10.0
i. Freedom to Establish Religious Organizations	5.0	0.0	-	-	-	-	-	10.0	2.5	-	2.5	10.0
ii. Autonomy of Religious Organizations	2.5	5.0	-	-	-	-	-	10.0	5.0	-	5.0	10.0
2C. Association, Assembly, & Civil Society	3.5	0.6	-	-	-	-	-	9.4	4.4	-	3.1	9.8
i. Freedom of Association	5.0	0.0	-	-	-	-	-	10.0	5.0	-	2.5	10.0
ii. Freedom of Assembly and Demonstration	5.0	0.0	-	-	-	-	-	7.5	2.5	-	2.5	10.0
iii. Autonomy of Organizations (operational independence from political authority)	1.7	1.7	-	-	-	-	-	10.0	6.7	-	4.2	9.2
iv. Freedom to Establish Organizations	2.5	0.8	-	-	-	-	-	10.0	3.3	-	3.3	10.0
2D. Expression & Information	6.1	4.7	6.6	4.7	8.4	7.9	7.1	7.7	6.5	5.6	5.2	4.9
i. Press Killings	10.0	10.0	10.0	10.0	10.0	10.0	10.0	10.0	8.6	10.0	10.0	0.0
ii. Laws and Regulations that Influence Media Content	2.7	1.7	4.3	1.7	7.3	6.3	5.7	5.0	1.7	3.7	1.7	7.0
iii. Political Pressures and Controls on Media Content	1.8	3.0	5.5	2.5	7.8	7.3	5.5	4.8	2.0	3.3	3.3	5.0
iv. Freedom of Access to Foreign Information	8.8	6.3	-	-	-	-	-	8.8	10.0	-	6.3	5.0
v. State Control over Internet Access	7.5	2.5	-	-	-	-	-	10.0	10.0	-	5.0	7.5
2E. Relationships	9.2	0.0	8.3	5.0	5.0	6.7	5.8	10.0	10.0	8.3	0.0	5.0
i. Parental Rights	7.5	0.0	10.0	10.0	-	5.0	7.5	10.0	10.0	10.0	0.0	0.0
ii. Same-Sex Relationships	10.0	0.0	5.0	0.0	5.0	10.0	5.0	10.0	10.0	10.0	0.0	10.0
iii. Divorce	10.0	0.0	10.0	5.0	-	5.0	5.0	10.0	10.0	5.0	0.0	5.0
PERSONAL FREEDOM	5.46	4.70	6.95	6.02	6.16	6.52	6.43	6.73	6.06	5.88	5.39	6.28
ECONOMIC FREEDOM	7.43	8.15	5.87	6.81	6.64	6.27	6.36	6.03	6.69	6.73	7.21	6.29
FREEDOM INDEX	6.44	6.43	6.41	6.41	6.40	6.40	6.39	6.38	6.37	6.31	6.30	6.29

APPENDIX H *Continued*

2013 Human Freedom Index Appendix	Mozambique	Gambia, The	Cameroon	Sri Lanka	Sierra Leone	Vietnam	Morocco	Burundi	Tunisia	Guinea-Bissau	Azerbaijan	Niger
Rank	121	122	123	124	125	126	127	128	129	130	131	132
1A. Rule of Law	4.3	4.4	3.4	4.3	4.1	5.1	3.7	3.6	4.8	3.0	4.0	4.1
i. Procedural Justice	-	-	3.7	4.1	4.4	6.2	2.7	-	4.5	-	-	-
ii. Civil Justice	-	-	3.4	4.1	4.7	4.2	5.0	-	5.4	-	-	-
iii. Criminal Justice	-	-	3.1	4.9	3.2	4.7	3.5	-	4.5	-	-	-
1B. Security and Safety	7.2	6.5	7.8	8.0	8.0	8.7	7.9	7.3	7.7	7.3	9.0	7.6
i. Homicide	5.0	5.9	7.0	8.6	9.2	8.7	9.1	6.8	9.1	6.6	9.2	8.1
ii. Disappearance, Conflict, & Terrorism	8.2	9.5	9.0	7.0	9.5	10.0	8.0	8.4	8.2	8.5	9.5	8.8
iii. Women's Security	8.3	4.1	7.5	8.3	5.4	7.5	6.7	6.7	5.8	6.7	8.3	5.8
2A. Movement	5.0	6.7	3.3	6.7	3.3	3.3	8.3	5.0	5.0	10.0	5.0	3.3
i. Freedom of Foreign Movement	10.0	5.0	5.0	5.0	5.0	5.0	5.0	5.0	0.0	10.0	5.0	5.0
ii. Freedom of Domestic Movement	0.0	10.0	0.0	5.0	0.0	0.0	10.0	5.0	10.0	10.0	5.0	5.0
iii. Women's Freedom of Movement	5.0	5.0	5.0	10.0	5.0	5.0	10.0	5.0	5.0	10.0	5.0	0.0
2B. Religion	8.8	-	8.8	6.3	7.5	2.5	2.5	10.0	3.8	-	2.5	7.5
i. Freedom to Establish Religious Organizations	10.0	-	10.0	7.5	7.5	2.5	2.5	10.0	2.5	-	2.5	7.5
ii. Autonomy of Religious Organizations	7.5	-	7.5	5.0	7.5	2.5	2.5	10.0	5.0	-	2.5	7.5
2C. Association, Assembly, & Civil Society	9.2	-	7.7	7.3	5.2	3.1	7.5	8.3	6.7	-	3.1	8.5
i. Freedom of Association	10.0	-	7.5	7.5	5.0	2.5	7.5	7.5	7.5	-	2.5	10.0
ii. Freedom of Assembly and Demonstration	10.0	-	7.5	7.5	5.0	2.5	7.5	7.5	5.0	-	5.0	10.0
iii. Autonomy of Organizations (operational independence from political authority)	7.5	-	7.5	6.7	5.8	4.2	7.5	8.3	6.7	-	2.5	6.7
iv. Freedom to Establish Organizations	9.2	-	8.3	7.5	5.0	3.3	7.5	10.0	7.5	-	2.5	7.5
2D. Expression & Information	8.3	4.0	7.1	6.1	6.9	4.2	6.5	6.7	6.6	5.5	5.4	8.0
i. Press Killings	10.0	10.0	10.0	10.0	10.0	10.0	10.0	10.0	10.0	10.0	10.0	10.0
ii. Laws and Regulations that Influence Media Content	5.7	0.7	2.7	2.3	5.3	0.3	2.0	2.0	4.0	3.7	0.7	5.0
iii. Political Pressures and Controls on Media Content	5.8	1.3	4.3	1.8	5.3	1.8	4.0	2.8	5.3	2.8	1.5	5.0
iv. Freedom of Access to Foreign Information	10.0	-	8.8	8.8	6.3	6.3	8.8	8.8	8.8	-	7.5	10.0
v. State Control over Internet Access	10.0	-	10.0	7.5	7.5	2.5	7.5	10.0	5.0	-	7.5	10.0
2E. Relationships	6.7	5.0	5.0	0.0	8.3	10.0	3.3	5.8	4.2	5.0	8.3	4.2
i. Parental Rights	10.0	10.0	10.0	0.0	10.0	10.0	5.0	7.5	2.5	5.0	10.0	2.5
ii. Same-Sex Relationships	0.0	0.0	0.0	0.0	5.0	10.0	0.0	0.0	0.0	0.0	10.0	10.0
iii. Divorce	10.0	5.0	5.0	0.0	10.0	10.0	5.0	10.0	10.0	10.0	5.0	0.0
PERSONAL FREEDOM	6.67	5.34	5.99	5.71	6.17	5.76	5.73	6.31	5.75	5.97	5.69	6.08
ECONOMIC FREEDOM	5.87	7.12	6.34	6.57	6.08	6.46	6.46	5.85	6.39	6.12	6.34	5.79
FREEDOM INDEX	6.27	6.23	6.17	6.14	6.12	6.11	6.09	6.08	6.07	6.04	6.02	5.93

APPENDIX H *Continued*

2013 Human Freedom Index Appendix	Gabon	Angola	Bangladesh	Swaziland	China	Congo, Republic of	Guinea	Togo	Nigeria	Ethiopia	Mauritania	Saudi Arabia
Rank	133	134	135	136	137	138	139	140	141	142	143	144
1A. Rule of Law	4.6	7.3	3.0	4.5	4.2	3.6	3.1	3.9	3.6	3.8	3.9	5.6
i. Procedural Justice	-	-	2.6	-	4.0	-	-	-	2.7	3.0	-	-
ii. Civil Justice	-	-	3.6	-	4.1	-	-	-	5.0	3.9	-	-
iii. Criminal Justice	-	-	2.9	-	4.3	-	-	-	3.1	4.5	-	-
1B. Security and Safety	8.1	7.6	7.6	5.3	7.5	7.7	7.0	7.9	4.0	6.3	6.5	7.2
i. Homicide	6.4	6.0	8.9	0.0	9.6	5.0	6.4	5.9	2.0	5.2	8.0	9.7
ii. Disappearance, Conflict, & Terrorism	9.5	8.5	8.0	8.3	7.0	9.0	9.5	9.5	5.0	7.9	8.0	7.0
iii. Women's Security	8.3	8.3	5.8	7.5	5.8	9.2	5.1	8.2	4.8	5.9	3.4	5.0
2A. Movement	3.3	5.0	6.7	5.0	3.3	8.3	5.0	5.0	3.3	8.3	6.7	0.0
i. Freedom of Foreign Movement	10.0	5.0	5.0	5.0	0.0	10.0	10.0	5.0	5.0	5.0	10.0	0.0
ii. Freedom of Domestic Movement	0.0	0.0	10.0	5.0	0.0	10.0	0.0	0.0	0.0	10.0	0.0	0.0
iii. Women's Freedom of Movement	0.0	10.0	5.0	5.0	10.0	5.0	5.0	10.0	5.0	10.0	10.0	0.0
2B. Religion	8.8	5.0	5.0	-	2.5	8.8	8.8	7.5	6.3	5.0	5.0	2.5
i. Freedom to Establish Religious Organizations	10.0	5.0	5.0	-	2.5	10.0	10.0	7.5	10.0	2.5	2.5	2.5
ii. Autonomy of Religious Organizations	7.5	5.0	5.0	-	2.5	7.5	7.5	7.5	2.5	7.5	7.5	2.5
2C. Association, Assembly, & Civil Society	7.5	2.9	6.3	-	1.7	6.9	8.1	5.6	9.0	4.0	8.3	0.2
i. Freedom of Association	7.5	2.5	7.5	-	0.0	7.5	7.5	5.0	10.0	5.0	7.5	0.0
ii. Freedom of Assembly and Demonstration	7.5	2.5	5.0	-	2.5	5.0	7.5	5.0	7.5	2.5	7.5	0.0
iii. Autonomy of Organizations (operational independence from political authority)	5.8	3.3	5.8	-	2.5	5.8	7.5	5.8	8.3	5.8	8.3	0.0
iv. Freedom to Establish Organizations	9.2	3.3	6.7	-	1.7	9.2	10.0	6.7	10.0	2.5	10.0	0.8
2D. Expression & Information	6.5	6.0	7.5	4.9	4.7	6.2	6.3	6.4	8.0	5.5	7.1	3.9
i. Press Killings	10.0	10.0	9.4	10.0	10.0	10.0	10.0	10.0	10.0	10.0	10.0	10.0
ii. Laws and Regulations that Influence Media Content	2.0	3.7	5.0	1.7	0.3	4.7	3.7	3.3	5.3	1.0	5.3	0.3
iii. Political Pressures and Controls on Media Content	4.0	2.8	4.3	3.0	1.8	4.0	3.0	3.8	4.5	1.3	5.3	2.8
iv. Freedom of Access to Foreign Information	8.8	6.3	8.8	-	6.3	7.5	7.5	7.5	10.0	7.5	7.5	3.8
v. State Control over Internet Access	7.5	7.5	10.0	-	5.0	5.0	7.5	7.5	10.0	7.5	7.5	2.5
2E. Relationships	3.3	6.7	0.0	4.2	10.0	9.2	5.0	3.3	3.3	6.7	0.0	0.0
i. Parental Rights	0.0	10.0	0.0	2.5	10.0	7.5	0.0	5.0	5.0	10.0	0.0	0.0
ii. Same-Sex Relationships	10.0	0.0	0.0	5.0	10.0	10.0	10.0	0.0	0.0	0.0	0.0	0.0
iii. Divorce	0.0	10.0	0.0	5.0	10.0	10.0	5.0	5.0	5.0	10.0	0.0	0.0
PERSONAL FREEDOM	6.09	6.29	5.19	4.79	5.12	6.75	5.85	5.72	4.87	5.48	5.31	3.86
ECONOMIC FREEDOM	5.72	5.37	6.42	6.79	6.44	4.72	5.62	5.71	6.44	5.68	5.79	6.95
FREEDOM INDEX	5.91	5.83	5.81	5.79	5.78	5.74	5.73	5.71	5.66	5.58	5.55	5.40

APPENDIX H *Continued*

2013 Human Freedom Index Appendix	Pakistan	Chad	Egypt	Central African Republic	Algeria	Zimbabwe	Libya	Myanmar	Venezuela	Congo, Democratic Republic of	Iran
Rank	145	146	146	148	149	149	151	152	153	154	155
1A. Rule of Law	3.2	3.1	3.7	3.1	4.0	3.3	3.5	3.1	2.5	2.8	3.8
i. Procedural Justice	2.4	-	3.1	-	-	2.2	-	2.1	2.5	-	1.9
ii. Civil Justice	3.6	-	3.9	-	-	4.0	-	3.9	3.3	-	5.6
iii. Criminal Justice	3.7	-	4.1	-	-	3.6	-	3.2	1.6	-	3.8
1B. Security and Safety	5.1	6.6	5.8	5.5	7.7	7.1	5.9	6.2	6.3	4.3	6.9
i. Homicide	6.9	7.1	8.6	5.3	9.7	5.8	9.3	3.9	0.0	0.0	8.4
ii. Disappearance, Conflict, & Terrorism	3.5	7.5	6.0	3.7	7.5	7.9	2.5	7.1	9.0	4.5	6.5
iii. Women's Security	5.0	5.2	2.8	7.5	5.8	7.5	5.8	7.5	10.0	8.3	5.8
2A. Movement	5.0	6.7	3.3	3.3	5.0	3.3	3.3	1.7	10.0	0.0	0.0
i. Freedom of Foreign Movement	5.0	10.0	0.0	5.0	5.0	0.0	0.0	0.0	10.0	0.0	0.0
ii. Freedom of Domestic Movement	5.0	5.0	10.0	0.0	5.0	0.0	5.0	0.0	10.0	0.0	0.0
iii. Women's Freedom of Movement	5.0	5.0	0.0	5.0	5.0	10.0	5.0	5.0	10.0	0.0	0.0
2B. Religion	5.0	6.3	5.0	7.5	3.8	3.8	7.5	3.8	8.8	6.3	5.0
i. Freedom to Establish Religious Organizations	2.5	5.0	2.5	7.5	2.5	2.5	7.5	2.5	10.0	5.0	5.0
ii. Autonomy of Religious Organizations	7.5	7.5	7.5	7.5	5.0	5.0	7.5	5.0	7.5	7.5	5.0
2C. Association, Assembly, & Civil Society	8.1	6.5	5.8	5.6	3.8	4.0	7.3	2.5	9.0	5.6	3.1
i. Freedom of Association	7.5	7.5	5.0	7.5	5.0	5.0	7.5	0.0	10.0	7.5	5.0
ii. Freedom of Assembly and Demonstration	7.5	5.0	7.5	2.5	2.5	5.0	7.5	0.0	10.0	7.5	2.5
iii. Autonomy of Organizations (operational independence from political authority)	7.5	7.5	4.2	6.7	5.0	3.3	6.7	5.8	6.7	4.2	2.5
iv. Freedom to Establish Organizations	10.0	5.8	6.7	5.8	2.5	2.5	7.5	4.2	9.2	3.3	2.5
2D. Expression & Information	6.0	5.7	4.3	4.6	6.8	6.2	5.0	5.8	6.3	6.4	3.5
i. Press Killings	7.2	10.0	0.0	10.0	10.0	10.0	0.0	10.0	10.0	10.0	10.0
ii. Laws and Regulations that Influence Media Content	3.7	2.7	2.7	2.0	3.3	2.0	4.7	2.7	1.3	2.0	0.0
iii. Political Pressures and Controls on Media Content	2.8	2.3	2.5	2.0	4.5	3.8	2.8	4.0	2.5	2.3	1.0
iv. Freedom of Access to Foreign Information	8.8	6.3	8.8	3.8	8.8	7.5	10.0	7.5	10.0	7.5	3.8
v. State Control over Internet Access	7.5	7.5	7.5	5.0	7.5	7.5	7.5	5.0	7.5	10.0	2.5
2E. Relationships	0.0	5.0	0.0	8.3	0.8	5.0	0.8	5.8	10.0	5.0	1.7
i. Parental Rights	0.0	0.0	0.0	5.0	2.5	5.0	2.5	2.5	10.0	0.0	0.0
ii. Same-Sex Relationships	0.0	10.0	0.0	10.0	0.0	5.0	0.0	5.0	10.0	10.0	0.0
iii. Divorce	0.0	5.0	0.0	10.0	0.0	-	0.0	10.0	10.0	5.0	5.0
PERSONAL FREEDOM	4.51	5.43	4.23	5.08	4.95	4.80	4.74	4.28	6.59	4.08	3.99
ECONOMIC FREEDOM	6.28	5.13	6.34	5.29	5.20	5.33	5.11	5.56	3.23	5.65	5.43
FREEDOM INDEX	5.39	5.28	5.28	5.18	5.07	5.07	4.93	4.92	4.91	4.87	4.71

APPENDIX H Continued

2013 Human Freedom Index Appendix			
	Yemen	Syria	Average
Rank	155	157	
1A. Rule of Law	3.3	3.6	5.19
i. Procedural Justice	-	-	5.59
ii. Civil Justice	-	-	5.38
iii. Criminal Justice	-	-	4.89
1B. Security and Safety	4.9	5.0	7.97
i. Homicide	8.1	9.1	7.09
ii. Disappearance, Conflict, & Terrorism	1.9	0.0	8.71
iii. Women's Security	4.6	5.8	8.12
2A. Movement	1.7	1.7	7.66
i. Freedom of Foreign Movement	0.0	0.0	7.50
ii. Freedom of Domestic Movement	5.0	5.0	7.66
iii. Women's Freedom of Movement	0.0	0.0	7.64
2B. Religion	-	8.8	7.52
i. Freedom to Establish Religious Organizations	-	10.0	7.35
ii. Autonomy of Religious Organizations	-	7.5	7.69
2C. Association, Assembly, & Civil Society	-	5.0	7.67
i. Freedom of Association	-	7.5	8.09
ii. Freedom of Assembly and Demonstration	-	2.5	7.67
iii. Autonomy of Organizations (operational independence from political authority)	-	4.2	7.28
iv. Freedom to Establish Organizations	-	5.8	7.63
2D. Expression & Information	4.9	2.9	7.39
i. Press Killings	10.0	0.0	9.67
ii. Laws and Regulations that Influence Media Content	2.0	0.3	5.19
iii. Political Pressures and Controls on Media Content	2.8	0.5	5.22
iv. Freedom of Access to Foreign Information	-	6.3	8.81
v. State Control over Internet Access	-	7.5	8.62
2E. Relationships	0.0	0.0	7.31
i. Parental Rights	0.0	0.0	7.26
ii. Same-Sex Relationships	0.0	0.0	7.13
iii. Divorce	0.0	0.0	7.57
PERSONAL FREEDOM	3.15	3.98	7.04
ECONOMIC FREEDOM	6.28	5.19	6.84
FREEDOM INDEX	4.71	4.58	6.94

APPENDIX I: HUMAN FREEDOM INDEX 2014

2014 Human Freedom Index Appendix	Hong Kong	Switzerland	New Zealand	Ireland	Denmark	Canada	United Kingdom	Australia	Finland	Netherlands	Luxembourg	Austria
Rank	1	2	3	4	5	6	6	6	9	10	11	11
1A. Rule of Law	7.8	8.2	7.9	7.9	8.6	7.4	7.7	7.9	8.6	8.2	8.0	8.5
i. Procedural Justice	7.9	-	8.2	-	9.0	8.0	8.1	8.6	9.6	8.6	-	9.3
ii. Civil Justice	7.6	-	7.8	-	8.3	7.0	7.4	7.4	7.8	8.6	-	7.9
iii. Criminal Justice	7.9	-	7.7	-	8.4	7.2	7.6	7.7	8.5	7.5	-	8.2
1B. Security and Safety	9.3	9.6	9.9	9.7	9.9	9.8	9.9	9.8	9.8	9.7	10.0	9.9
i. Homicide	9.6	9.7	9.6	9.6	9.7	9.4	9.6	9.6	9.3	9.7	9.9	9.7
ii. Disappearance, Conflict, & Terrorism	10.0	10.0	10.0	9.5	10.0	10.0	10.0	10.0	10.0	9.5	10.0	10.0
iii. Women's Security	8.3	9.2	10.0	10.0	10.0	10.0	10.0	10.0	10.0	10.0	10.0	10.0
2A. Movement	10.0	10.0	10.0	10.0	10.0	10.0	10.0	10.0	10.0	10.0	10.0	10.0
i. Freedom of Foreign Movement	-	10.0	10.0	10.0	10.0	10.0	10.0	10.0	10.0	10.0	10.0	10.0
ii. Freedom of Domestic Movement	-	10.0	10.0	10.0	10.0	10.0	10.0	10.0	10.0	10.0	10.0	10.0
iii. Women's Freedom of Movement	10.0	10.0	10.0	10.0	10.0	10.0	10.0	10.0	10.0	10.0	10.0	10.0
2B. Religion	10.0	10.0	7.5	10.0	10.0	10.0	10.0	10.0	8.8	10.0	-	10.0
i. Freedom to Establish Religious Organizations	10.0	10.0	5.0	10.0	10.0	10.0	10.0	10.0	10.0	10.0	-	10.0
ii. Autonomy of Religious Organizations	10.0	10.0	10.0	10.0	10.0	10.0	10.0	10.0	7.5	10.0	-	10.0
2C. Association, Assembly, & Civil Society	9.8	10.0	8.8	9.8	10.0	10.0	10.0	9.4	10.0	10.0	-	10.0
i. Freedom of Association	10.0	10.0	10.0	10.0	10.0	10.0	10.0	10.0	10.0	10.0	-	10.0
ii. Freedom of Assembly and Demonstration	10.0	10.0	10.0	10.0	10.0	10.0	10.0	10.0	10.0	10.0	-	10.0
iii. Autonomy of Organizations (operational independence from political authority)	9.2	10.0	9.2	9.2	10.0	10.0	10.0	7.5	10.0	10.0	-	10.0
iv. Freedom to Establish Organizations	10.0	10.0	5.8	10.0	10.0	10.0	10.0	10.0	10.0	10.0	-	10.0
2D. Expression & Information	8.2	9.5	9.3	9.4	9.6	9.3	9.0	9.2	9.6	9.6	9.4	9.1
i. Press Killings	10.0	10.0	10.0	10.0	10.0	10.0	10.0	10.0	10.0	10.0	10.0	10.0
ii. Laws and Regulations that Influence Media Content	5.7	8.7	8.7	8.3	9.3	8.3	7.0	8.3	8.7	9.3	9.3	7.3
iii. Political Pressures and Controls on Media Content	5.5	9.0	8.0	8.5	8.8	8.3	7.8	7.5	9.3	8.8	9.0	8.0
iv. Freedom of Access to Foreign Information	10.0	10.0	10.0	10.0	10.0	10.0	10.0	10.0	10.0	10.0	-	10.0
v. State Control over Internet Access	10.0	10.0	10.0	10.0	10.0	10.0	10.0	10.0	10.0	10.0	-	10.0
2E. Relationships	10.0	10.0	10.0	10.0	10.0	10.0	10.0	10.0	10.0	10.0	10.0	10.0
i. Parental Rights	10.0	10.0	10.0	10.0	10.0	10.0	10.0	10.0	10.0	10.0	10.0	10.0
ii. Same-Sex Relationships	-	10.0	10.0	10.0	10.0	10.0	10.0	10.0	10.0	10.0	10.0	10.0
iii. Divorce	10.0	10.0	10.0	10.0	10.0	10.0	10.0	10.0	10.0	10.0	10.0	10.0
PERSONAL FREEDOM	9.08	9.41	9.00	9.31	9.58	9.24	9.29	9.29	9.43	9.45	9.41	9.50
ECONOMIC FREEDOM	9.03	8.25	8.35	7.98	7.67	7.98	7.93	7.93	7.68	7.63	7.65	7.56
FREEDOM INDEX	9.06	8.83	8.67	8.64	8.62	8.61	8.61	8.61	8.55	8.54	8.53	8.53

APPENDIX I *Continued*

2014 Human Freedom Index Appendix	Germany	Norway	Sweden	Malta	Belgium	Czech Republic	Portugal	Lithuania	Poland	Estonia	United States of America	Latvia
Rank	13	13	15	16	17	18	19	20	21	21	23	24
1A. Rule of Law	8.2	8.6	8.4	7.0	7.5	7.4	7.0	6.5	7.4	7.6	6.7	6.5
i. Procedural Justice	8.6	9.2	9.4	-	8.5	8.5	7.9	-	8.4	8.2	7.1	-
ii. Civil Justice	8.2	8.6	8.1	-	7.2	6.9	6.5	-	6.5	7.5	6.7	-
iii. Criminal Justice	7.6	8.2	7.8	-	6.7	6.9	6.7	-	7.4	7.1	6.4	-
1B. Security and Safety	9.9	9.9	9.9	9.7	9.8	9.7	9.8	9.1	9.9	9.5	9.5	9.5
i. Homicide	9.7	9.6	9.6	9.3	9.3	9.6	9.5	7.3	9.7	8.4	8.5	8.6
ii. Disappearance, Conflict, & Terrorism	10.0	10.0	10.0	10.0	10.0	9.5	10.0	10.0	10.0	10.0	10.0	10.0
iii. Women's Security	10.0	10.0	10.0	-	10.0	10.0	10.0	10.0	10.0	10.0	10.0	10.0
2A. Movement	10.0	10.0	10.0	10.0	10.0	10.0	10.0	10.0	10.0	10.0	8.3	10.0
i. Freedom of Foreign Movement	10.0	10.0	10.0	10.0	10.0	10.0	10.0	10.0	10.0	10.0	5.0	10.0
ii. Freedom of Domestic Movement	10.0	10.0	10.0	10.0	10.0	10.0	10.0	10.0	10.0	10.0	10.0	10.0
iii. Women's Freedom of Movement	10.0	10.0	10.0	-	10.0	10.0	10.0	10.0	10.0	10.0	10.0	10.0
2B. Religion	10.0	8.8	10.0	10.0	10.0	10.0	10.0	10.0	10.0	7.5	10.0	10.0
i. Freedom to Establish Religious Organizations	10.0	10.0	10.0	10.0	10.0	10.0	10.0	10.0	10.0	5.0	10.0	10.0
ii. Autonomy of Religious Organizations	10.0	7.5	10.0	10.0	10.0	10.0	10.0	10.0	10.0	10.0	10.0	10.0
2C. Association, Assembly, & Civil Society	10.0	10.0	10.0	10.0	9.8	9.4	10.0	10.0	9.6	9.4	10.0	10.0
i. Freedom of Association	10.0	10.0	10.0	10.0	10.0	10.0	10.0	10.0	10.0	10.0	10.0	10.0
ii. Freedom of Assembly and Demonstration	10.0	10.0	10.0	10.0	10.0	10.0	10.0	10.0	10.0	7.5	10.0	10.0
iii. Autonomy of Organizations (operational independence from political authority)	10.0	10.0	10.0	10.0	9.2	8.3	10.0	10.0	8.3	10.0	10.0	10.0
iv. Freedom to Establish Organizations	10.0	10.0	10.0	10.0	10.0	9.2	10.0	10.0	10.0	10.0	10.0	10.0
2D. Expression & Information	9.2	9.7	9.7	9.2	9.7	9.3	9.3	9.1	8.9	9.5	9.1	9.0
i. Press Killings	10.0	10.0	10.0	10.0	10.0	10.0	10.0	10.0	10.0	10.0	10.0	10.0
ii. Laws and Regulations that Influence Media Content	8.0	9.0	9.3	8.3	9.3	8.7	8.3	7.7	7.0	8.3	8.0	7.7
iii. Political Pressures and Controls on Media Content	8.0	9.3	9.0	7.8	9.0	8.0	8.3	8.0	7.5	9.0	7.3	7.5
iv. Freedom of Access to Foreign Information	10.0	10.0	10.0	10.0	10.0	10.0	10.0	10.0	10.0	10.0	10.0	10.0
v. State Control over Internet Access	10.0	10.0	10.0	10.0	10.0	10.0	10.0	10.0	10.0	10.0	10.0	10.0
2E. Relationships	10.0	10.0	8.3	10.0	10.0	10.0	10.0	10.0	10.0	10.0	10.0	10.0
i. Parental Rights	10.0	10.0	10.0	-	10.0	10.0	10.0	10.0	10.0	10.0	10.0	10.0
ii. Same-Sex Relationships	10.0	10.0	10.0	10.0	10.0	10.0	10.0	10.0	10.0	10.0	10.0	10.0
iii. Divorce	10.0	10.0	5.0	-	10.0	10.0	10.0	10.0	10.0	10.0	10.0	10.0
PERSONAL FREEDOM	9.44	9.47	9.37	9.08	9.25	9.16	9.15	8.82	9.18	8.89	8.79	8.90
ECONOMIC FREEDOM	7.55	7.51	7.46	7.74	7.51	7.53	7.49	7.81	7.42	7.70	7.75	7.57
FREEDOM INDEX	8.49	8.49	8.42	8.41	8.38	8.34	8.32	8.31	8.30	8.30	8.27	8.24

APPENDIX I *Continued*

2014 Human Freedom Index Appendix	Iceland	Taiwan	Slovakia	Italy	Chile	Romania	France	Japan	Cyprus	Mauritius	Korea, Republic of	Spain
Rank	25	26	27	28	29	30	31	32	33	34	35	36
1A. Rule of Law	7.8	7.0	5.9	6.6	6.5	6.4	7.1	7.5	6.8	6.5	7.7	6.9
i. Procedural Justice	-	-	-	7.9	7.8	7.0	7.6	7.7	-	-	7.7	8.2
ii. Civil Justice	-	-	-	5.8	6.1	6.3	7.0	7.4	-	-	8.0	6.4
iii. Criminal Justice	-	-	-	6.3	5.6	6.0	6.6	7.4	-	-	7.6	6.2
1B. Security and Safety	10.0	9.4	9.6	9.9	9.0	9.8	9.7	9.7	9.7	9.1	9.4	9.0
i. Homicide	9.9	-	9.4	9.7	8.7	9.4	9.5	9.9	9.6	8.9	9.7	9.7
ii. Disappearance, Conflict, & Terrorism	10.0	9.4	9.5	10.0	9.9	10.0	9.5	10.0	9.5	10.0	9.5	8.0
iii. Women's Security	10.0	-	10.0	10.0	8.3	10.0	10.0	9.2	10.0	8.3	9.2	9.2
2A. Movement	10.0	10.0	10.0	10.0	10.0	10.0	8.3	10.0	10.0	10.0	8.3	10.0
i. Freedom of Foreign Movement	10.0	10.0	10.0	10.0	10.0	10.0	10.0	10.0	10.0	10.0	5.0	10.0
ii. Freedom of Domestic Movement	10.0	10.0	10.0	10.0	10.0	10.0	5.0	10.0	10.0	10.0	10.0	10.0
iii. Women's Freedom of Movement	10.0	-	10.0	10.0	10.0	10.0	10.0	10.0	10.0	10.0	10.0	10.0
2B. Religion	10.0	8.8	10.0	10.0	10.0	7.5	8.8	6.3	7.5	8.8	7.5	7.5
i. Freedom to Establish Religious Organizations	10.0	10.0	10.0	10.0	10.0	10.0	7.5	5.0	5.0	10.0	7.5	7.5
ii. Autonomy of Religious Organizations	10.0	7.5	10.0	10.0	10.0	5.0	10.0	7.5	10.0	7.5	7.5	7.5
2C. Association, Assembly, & Civil Society	10.0	9.4	10.0	10.0	9.2	8.1	10.0	8.5	9.6	8.8	8.8	9.4
i. Freedom of Association	10.0	10.0	10.0	10.0	10.0	10.0	10.0	10.0	10.0	10.0	10.0	10.0
ii. Freedom of Assembly and Demonstration	10.0	10.0	10.0	10.0	7.5	7.5	10.0	10.0	10.0	7.5	10.0	10.0
iii. Autonomy of Organizations (operational independence from political authority)	10.0	7.5	10.0	10.0	9.2	6.7	10.0	8.3	8.3	7.5	7.5	8.3
iv. Freedom to Establish Organizations	10.0	10.0	10.0	10.0	10.0	8.3	10.0	5.8	10.0	10.0	7.5	9.2
2D. Expression & Information	9.4	8.9	9.1	8.7	8.8	8.5	9.1	9.0	9.1	9.0	8.1	8.7
i. Press Killings	10.0	10.0	10.0	10.0	10.0	10.0	10.0	10.0	10.0	10.0	10.0	10.0
ii. Laws and Regulations that Influence Media Content	8.7	7.0	7.7	6.0	7.3	6.0	8.3	8.3	8.3	7.7	6.7	8.0
iii. Political Pressures and Controls on Media Content	8.5	7.5	7.8	7.5	6.5	6.3	7.3	6.5	7.3	7.5	6.5	6.5
iv. Freedom of Access to Foreign Information	10.0	10.0	10.0	10.0	10.0	10.0	10.0	10.0	10.0	10.0	10.0	8.8
v. State Control over Internet Access	10.0	10.0	10.0	10.0	10.0	10.0	10.0	10.0	10.0	10.0	7.5	10.0
2E. Relationships	10.0	-	10.0	10.0	6.7	10.0	10.0	10.0	10.0	5.0	10.0	10.0
i. Parental Rights	10.0	-	10.0	10.0	0.0	10.0	10.0	10.0	10.0	10.0	10.0	10.0
ii. Same-Sex Relationships	10.0	-	10.0	10.0	10.0	10.0	10.0	10.0	10.0	0.0	10.0	10.0
iii. Divorce	10.0	-	10.0	10.0	10.0	10.0	10.0	10.0	10.0	5.0	10.0	10.0
PERSONAL FREEDOM	9.38	8.71	8.78	9.00	8.34	8.46	8.81	8.67	8.73	8.06	8.57	8.52
ECONOMIC FREEDOM	7.06	7.65	7.45	7.17	7.83	7.66	7.30	7.42	7.32	7.98	7.40	7.38
FREEDOM INDEX	8.22	8.18	8.12	8.09	8.08	8.06	8.05	8.04	8.03	8.02	7.98	7.95

APPENDIX I *Continued*

2014 Human Freedom Index Appendix	Hungary	Costa Rica	Slovenia	Singapore	Bulgaria	Uruguay	Georgia	Montenegro	Croatia	Panama	Mongolia	Greece
Rank	37	38	39	40	40	42	43	44	44	46	47	48
1A. Rule of Law	6.0	6.7	6.9	8.0	5.3	6.7	5.7	5.2	5.8	4.6	5.0	5.8
i. Procedural Justice	7.2	8.2	8.0	7.4	6.0	7.5	5.4	-	6.3	5.7	5.4	6.6
ii. Civil Justice	5.3	6.3	6.4	8.4	5.4	7.1	6.3	-	5.4	5.0	5.5	5.9
iii. Criminal Justice	5.5	5.7	6.3	8.2	4.4	5.4	5.4	-	5.8	3.2	4.2	4.9
1B. Security and Safety	9.5	8.9	9.8	9.4	9.8	8.4	8.3	9.4	9.9	7.7	9.0	8.9
i. Homicide	8.9	6.6	9.8	9.9	9.4	6.9	8.3	9.4	9.6	3.1	7.0	9.5
ii. Disappearance, Conflict, & Terrorism	9.5	10.0	9.5	10.0	10.0	10.0	9.0	9.5	10.0	10.0	10.0	9.0
iii. Women's Security	10.0	10.0	10.0	8.3	10.0	8.3	7.5	-	10.0	10.0	10.0	8.3
2A. Movement	10.0	8.3	10.0	6.7	10.0	10.0	8.3	10.0	10.0	10.0	10.0	10.0
i. Freedom of Foreign Movement	10.0	10.0	10.0	5.0	10.0	10.0	10.0	10.0	10.0	10.0	10.0	10.0
ii. Freedom of Domestic Movement	10.0	5.0	10.0	5.0	10.0	10.0	5.0	10.0	10.0	10.0	10.0	10.0
iii. Women's Freedom of Movement	10.0	10.0	10.0	10.0	10.0	10.0	10.0	-	10.0	10.0	10.0	10.0
2B. Religion	8.8	7.5	10.0	5.0	7.5	10.0	8.8	-	7.5	10.0	5.0	8.8
i. Freedom to Establish Religious Organizations	10.0	7.5	10.0	5.0	7.5	10.0	7.5	-	7.5	10.0	5.0	7.5
ii. Autonomy of Religious Organizations	7.5	7.5	10.0	5.0	7.5	10.0	10.0	-	7.5	10.0	5.0	10.0
2C. Association, Assembly, & Civil Society	9.4	9.2	10.0	2.7	9.6	9.0	8.3	-	9.6	10.0	7.9	10.0
i. Freedom of Association	10.0	10.0	10.0	2.5	10.0	10.0	10.0	-	10.0	10.0	7.5	10.0
ii. Freedom of Assembly and Demonstration	10.0	10.0	10.0	0.0	10.0	10.0	7.5	-	10.0	10.0	7.5	10.0
iii. Autonomy of Organizations (operational independence from political authority)	7.5	8.3	10.0	4.2	8.3	7.5	8.3	-	9.2	10.0	7.5	10.0
iv. Freedom to Establish Organizations	10.0	8.3	10.0	4.2	10.0	8.3	7.5	-	9.2	10.0	9.2	10.0
2D. Expression & Information	8.6	9.4	9.0	5.6	8.5	9.1	8.0	7.4	8.6	7.9	8.5	7.9
i. Press Killings	10.0	10.0	10.0	10.0	10.0	10.0	10.0	10.0	10.0	10.0	10.0	10.0
ii. Laws and Regulations that Influence Media Content	6.3	8.7	7.7	2.0	6.3	8.0	6.0	6.7	7.0	4.3	5.7	4.7
iii. Political Pressures and Controls on Media Content	6.5	8.3	7.5	4.5	6.3	7.5	5.0	5.5	6.0	5.3	7.0	4.8
iv. Freedom of Access to Foreign Information	10.0	10.0	10.0	6.3	10.0	10.0	8.8	-	10.0	10.0	10.0	10.0
v. State Control over Internet Access	10.0	10.0	10.0	5.0	10.0	10.0	10.0	-	10.0	10.0	10.0	10.0
2E. Relationships	10.0	9.2	10.0	6.7	10.0	10.0	8.3	10.0	10.0	10.0	10.0	6.7
i. Parental Rights	10.0	7.5	10.0	10.0	10.0	10.0	5.0	-	10.0	10.0	10.0	5.0
ii. Same-Sex Relationships	10.0	10.0	10.0	0.0	10.0	10.0	10.0	10.0	10.0	10.0	10.0	10.0
iii. Divorce	10.0	10.0	10.0	10.0	10.0	10.0	10.0	-	10.0	10.0	10.0	5.0
PERSONAL FREEDOM	8.54	8.26	9.07	7.01	8.33	8.58	7.67	8.23	8.49	7.88	7.66	8.02
ECONOMIC FREEDOM	7.30	7.56	6.73	8.71	7.39	7.08	7.98	7.27	7.00	7.47	7.39	6.93
FREEDOM INDEX	7.92	7.91	7.90	7.86	7.86	7.83	7.82	7.75	7.75	7.67	7.52	7.47

APPENDIX I *Continued*

2014 Human Freedom Index Appendix	Bahamas	Albania	Seychelles	Israel	Peru	Bosnia Herzegovina	Suriname	Macedonia	Armenia	El Salvador	Ghana	Jamaica
Rank	48	50	51	52	53	54	55	55	55	58	59	60
1A. Rule of Law	6.1	5.0	5.3	6.8	4.3	5.6	4.9	3.3	4.6	4.8	5.8	5.0
i. Procedural Justice	-	5.6	-	-	5.4	6.7	-	4.8	-	6.1	6.4	5.4
ii. Civil Justice	-	5.0	-	-	4.3	5.2	-	5.7	-	5.1	6.1	5.2
iii. Criminal Justice	-	4.3	-	-	3.4	5.1	-	4.4	-	3.4	5.0	4.6
1B. Security and Safety	5.0	8.6	9.6	8.2	8.4	9.1	8.1	8.8	9.0	6.5	9.0	6.3
i. Homicide	0.0	8.4	9.1	9.3	7.3	9.5	6.3	9.6	9.2	0.0	9.3	0.0
ii. Disappearance, Conflict, & Terrorism	10.0	9.9	10.0	5.4	9.5	9.5	10.0	9.4	9.5	9.5	9.5	9.0
iii. Women's Security	-	7.5	-	10.0	8.3	8.3	-	7.5	8.3	10.0	8.2	10.0
2A. Movement	10.0	6.7	10.0	1.7	10.0	6.7	10.0	10.0	6.7	10.0	10.0	8.3
i. Freedom of Foreign Movement	10.0	10.0	10.0	0.0	10.0	10.0	10.0	10.0	5.0	10.0	10.0	10.0
ii. Freedom of Domestic Movement	10.0	5.0	10.0	0.0	10.0	0.0	10.0	10.0	5.0	10.0	10.0	10.0
iii. Women's Freedom of Movement	-	5.0	-	5.0	10.0	10.0	-	10.0	10.0	10.0	10.0	5.0
2B. Religion	-	8.8	-	7.5	7.5	7.5	-	-	5.0	7.5	8.8	8.8
i. Freedom to Establish Religious Organizations	-	10.0	-	7.5	7.5	7.5	-	-	5.0	7.5	7.5	7.5
ii. Autonomy of Religious Organizations	-	7.5	-	7.5	7.5	7.5	-	-	5.0	7.5	10.0	10.0
2C. Association, Assembly, & Civil Society	-	9.2	-	9.8	7.3	9.0	-	-	7.5	7.7	8.5	8.8
i. Freedom of Association	-	10.0	-	10.0	7.5	10.0	-	-	5.0	7.5	10.0	10.0
ii. Freedom of Assembly and Demonstration	-	10.0	-	10.0	7.5	10.0	-	-	7.5	7.5	7.5	10.0
iii. Autonomy of Organizations (operational independence from political authority)	-	6.7	-	10.0	6.7	6.7	-	-	9.2	7.5	9.2	7.5
iv. Freedom to Establish Organizations	-	10.0	-	9.2	7.5	9.2	-	-	8.3	8.3	7.5	7.5
2D. Expression & Information	8.7	8.2	6.8	6.8	8.0	8.1	7.9	6.3	7.6	7.6	9.0	9.4
i. Press Killings	10.0	10.0	10.0	0.0	10.0	10.0	10.0	10.0	10.0	10.0	10.0	10.0
ii. Laws and Regulations that Influence Media Content	8.3	5.0	4.7	7.7	5.0	6.7	7.3	4.0	3.7	7.0	7.3	9.0
iii. Political Pressures and Controls on Media Content	7.8	5.8	5.8	6.5	5.0	4.0	6.5	4.8	4.5	6.0	7.5	8.0
iv. Freedom of Access to Foreign Information	-	10.0	-	10.0	10.0	10.0	-	-	10.0	7.5	10.0	10.0
v. State Control over Internet Access	-	10.0	-	10.0	10.0	10.0	-	-	10.0	7.5	10.0	10.0
2E. Relationships	10.0	8.3	5.0	10.0	9.2	10.0	10.0	10.0	8.3	10.0	7.5	8.3
i. Parental Rights	-	10.0	-	10.0	7.5	10.0	-	10.0	10.0	10.0	7.5	10.0
ii. Same-Sex Relationships	10.0	10.0	5.0	10.0	10.0	10.0	10.0	10.0	10.0	10.0	5.0	5.0
iii. Divorce	-	5.0	-	10.0	10.0	10.0	-	10.0	5.0	10.0	10.0	10.0
PERSONAL FREEDOM	7.56	7.50	7.34	7.34	7.38	7.81	7.91	7.42	6.92	7.12	8.08	7.20
ECONOMIC FREEDOM	7.38	7.40	7.48	7.39	7.35	6.85	6.73	7.22	7.71	7.40	6.41	7.21
FREEDOM INDEX	7.47	7.45	7.41	7.37	7.36	7.33	7.32	7.32	7.32	7.26	7.25	7.20

APPENDIX I *Continued*

2014 Human Freedom Index Appendix	Haiti	Fiji	Dominican Republic	Cambodia	Madagascar	Brunei	Serbia	Guatemala	Moldova	Namibia	Bolivia	Indonesia
Rank	61	61	63	64	65	66	67	68	69	69	71	72
1A. Rule of Law	3.3	4.3	4.6	3.0	4.9	5.9	4.6	4.1	4.1	5.3	3.8	4.0
i. Procedural Justice	-	-	5.1	3.3	2.4	-	5.1	5.6	4.5	-	5.1	4.1
ii. Civil Justice	-	-	5.1	2.9	4.1	-	4.7	3.6	4.3	-	3.7	4.3
iii. Criminal Justice	-	-	3.7	2.8	3.5	-	3.8	3.0	3.4	-	2.5	3.5
1B. Security and Safety	7.4	8.8	6.9	9.6	9.2	9.9	9.4	6.3	8.4	6.9	7.7	8.9
i. Homicide	5.9	8.8	1.2	9.3	9.8	9.8	9.4	0.0	8.0	3.0	5.2	9.8
ii. Disappearance, Conflict, & Terrorism	8.0	10.0	9.5	9.5	9.4	10.0	9.5	9.0	9.0	9.5	9.5	9.5
iii. Women's Security	8.3	7.5	10.0	10.0	8.3	-	9.2	10.0	8.3	8.3	8.3	7.5
2A. Movement	10.0	8.3	6.7	8.3	8.3	7.5	6.7	10.0	8.3	10.0	10.0	6.7
i. Freedom of Foreign Movement	10.0	5.0	5.0	5.0	5.0	5.0	5.0	10.0	5.0	10.0	10.0	5.0
ii. Freedom of Domestic Movement	10.0	10.0	5.0	10.0	10.0	10.0	5.0	10.0	10.0	10.0	10.0	10.0
iii. Women's Freedom of Movement	10.0	10.0	10.0	10.0	10.0	-	10.0	10.0	10.0	10.0	10.0	5.0
2B. Religion	10.0	-	8.8	7.5	8.8	-	6.3	7.5	-	7.5	10.0	8.8
i. Freedom to Establish Religious Organizations	10.0	-	10.0	7.5	10.0	-	5.0	7.5	-	7.5	10.0	7.5
ii. Autonomy of Religious Organizations	10.0	-	7.5	7.5	7.5	-	7.5	7.5	-	7.5	10.0	10.0
2C. Association, Assembly, & Civil Society	9.4	-	7.3	6.9	8.3	-	7.7	7.5	-	7.5	9.6	9.2
i. Freedom of Association	10.0	-	7.5	7.5	10.0	-	7.5	7.5	-	7.5	10.0	10.0
ii. Freedom of Assembly and Demonstration	10.0	-	5.0	5.0	5.0	-	10.0	7.5	-	7.5	10.0	10.0
iii. Autonomy of Organizations (operational independence from political authority)	10.0	-	7.5	7.5	8.3	-	5.8	7.5	-	7.5	8.3	7.5
iv. Freedom to Establish Organizations	7.5	-	9.2	7.5	10.0	-	7.5	7.5	-	7.5	10.0	9.2
2D. Expression & Information	8.2	6.2	8.4	7.1	7.5	4.8	8.2	6.6	6.5	7.7	8.0	7.3
i. Press Killings	10.0	10.0	10.0	10.0	10.0	10.0	10.0	10.0	10.0	10.0	10.0	10.0
ii. Laws and Regulations that Influence Media Content	5.0	4.0	7.3	2.3	3.7	0.7	6.3	4.0	4.3	7.0	5.3	4.7
iii. Political Pressures and Controls on Media Content	5.8	4.5	4.8	3.3	4.0	3.8	5.8	4.0	5.3	6.5	4.8	5.5
iv. Freedom of Access to Foreign Information	10.0	-	10.0	10.0	10.0	-	8.8	7.5	-	7.5	10.0	8.8
v. State Control over Internet Access	10.0	-	10.0	10.0	10.0	-	10.0	7.5	-	7.5	10.0	7.5
2E. Relationships	9.2	10.0	10.0	8.3	7.5	5.0	10.0	7.5	10.0	8.3	10.0	5.0
i. Parental Rights	7.5	10.0	10.0	10.0	7.5	-	10.0	5.0	10.0	10.0	10.0	5.0
ii. Same-Sex Relationships	10.0	10.0	10.0	10.0	10.0	5.0	10.0	-	10.0	5.0	10.0	5.0
iii. Divorce	10.0	10.0	10.0	5.0	5.0	-	10.0	10.0	10.0	10.0	10.0	5.0
PERSONAL FREEDOM	7.35	7.35	6.99	6.97	7.56	6.83	7.36	6.52	7.27	7.18	7.62	6.91
ECONOMIC FREEDOM	6.99	6.99	7.32	7.20	6.54	7.25	6.68	7.50	6.72	6.80	6.34	7.02
FREEDOM INDEX	7.17	7.17	7.16	7.08	7.05	7.04	7.02	7.01	6.99	6.99	6.98	6.97

APPENDIX I *Continued*

2014 Human Freedom Index Appendix	Turkey	South Africa	Papua New Guinea	Nicaragua	Mexico	Paraguay	Benin	Bhutan	Trinidad and Tobago	Brazil	Tajikistan	Nepal
Rank	73	74	74	76	77	77	79	79	79	82	83	84
1A. Rule of Law	3.9	5.4	3.8	3.5	4.2	4.1	4.3	5.7	4.9	4.7	3.7	4.3
i. Procedural Justice	3.3	5.6	-	3.8	5.0	-	-	-	-	5.0	-	4.3
ii. Civil Justice	4.9	5.6	-	3.6	4.4	-	-	-	-	5.3	-	4.2
iii. Criminal Justice	3.5	5.0	-	3.3	3.1	-	-	-	-	3.7	-	4.2
1B. Security and Safety	9.1	5.5	7.6	7.7	6.1	7.9	8.0	8.7	5.9	5.8	8.7	9.2
i. Homicide	8.3	0.0	5.8	5.5	2.4	6.4	7.5	9.0	0.0	0.0	9.4	8.9
ii. Disappearance, Conflict, & Terrorism	8.9	7.5	9.5	9.3	7.5	9.0	9.5	9.5	9.5	9.0	8.5	9.5
iii. Women's Security	10.0	9.2	7.5	8.3	8.3	8.3	7.1	7.5	8.3	8.3	8.3	9.2
2A. Movement	10.0	10.0	10.0	6.7	10.0	10.0	5.0	6.7	10.0	10.0	8.3	8.3
i. Freedom of Foreign Movement	10.0	10.0	10.0	5.0	10.0	10.0	10.0	0.0	10.0	10.0	5.0	10.0
ii. Freedom of Domestic Movement	10.0	10.0	10.0	10.0	10.0	10.0	0.0	10.0	10.0	10.0	10.0	10.0
iii. Women's Freedom of Movement	10.0	10.0	10.0	5.0	10.0	10.0	5.0	10.0	10.0	10.0	10.0	5.0
2B. Religion	5.0	8.8	-	6.3	7.5	6.3	10.0	-	-	10.0	-	6.3
i. Freedom to Establish Religious Organizations	5.0	7.5	-	5.0	7.5	5.0	10.0	-	-	10.0	-	7.5
ii. Autonomy of Religious Organizations	5.0	10.0	-	7.5	7.5	7.5	10.0	-	-	10.0	-	5.0
2C. Association, Assembly, & Civil Society	7.1	8.3	-	5.8	8.1	6.3	10.0	-	-	9.6	-	6.5
i. Freedom of Association	7.5	10.0	-	7.5	10.0	7.5	10.0	-	-	10.0	-	7.5
ii. Freedom of Assembly and Demonstration	7.5	10.0	-	7.5	10.0	7.5	10.0	-	-	10.0	-	7.5
iii. Autonomy of Organizations (operational independence from political authority)	5.8	5.0	-	4.2	5.0	5.0	10.0	-	-	8.3	-	5.0
iv. Freedom to Establish Organizations	7.5	8.3	-	4.2	7.5	5.0	10.0	-	-	10.0	-	5.8
2D. Expression & Information	6.1	7.6	8.2	7.8	6.9	5.7	8.5	6.3	8.2	7.8	4.6	5.7
i. Press Killings	10.0	8.1	10.0	10.0	8.4	0.0	10.0	10.0	10.0	8.5	10.0	10.0
ii. Laws and Regulations that Influence Media Content	2.0	6.7	8.0	5.3	4.0	4.7	5.3	4.0	7.7	5.7	1.7	4.7
iii. Political Pressures and Controls on Media Content	3.3	5.8	6.5	4.8	2.3	3.8	7.3	4.8	7.0	4.8	2.0	4.0
iv. Freedom of Access to Foreign Information	10.0	10.0	-	8.8	10.0	10.0	10.0	-	-	10.0	-	5.0
v. State Control over Internet Access	5.0	7.5	-	10.0	10.0	10.0	10.0	-	-	10.0	-	5.0
2E. Relationships	10.0	10.0	7.5	9.2	10.0	10.0	10.0	5.0	6.7	10.0	8.3	10.0
i. Parental Rights	10.0	10.0	7.5	7.5	10.0	10.0	10.0	10.0	10.0	10.0	10.0	10.0
ii. Same-Sex Relationships	10.0	10.0	5.0	10.0	10.0	10.0	10.0	0.0	0.0	10.0	10.0	10.0
iii. Divorce	10.0	10.0	10.0	10.0	10.0	10.0	10.0	5.0	10.0	10.0	5.0	10.0
PERSONAL FREEDOM	7.06	7.21	7.14	6.38	6.82	6.82	7.43	6.57	6.87	7.35	6.64	7.04
ECONOMIC FREEDOM	6.86	6.64	6.70	7.39	6.88	6.88	6.22	7.07	6.77	6.27	6.97	6.54
FREEDOM INDEX	6.96	6.92	6.92	6.88	6.85	6.85	6.82	6.82	6.82	6.81	6.80	6.79

APPENDIX I *Continued*

2014 Human Freedom Index Appendix	Barbados	Rwanda	India	Bahrain	Burkina Faso	Kenya	Jordan	Cape Verde	Botswana	Liberia	Lesotho	Kazakhstan
Rank	85	85	87	88	88	88	91	92	93	94	94	96
1A. Rule of Law	6.7	5.3	4.4	5.8	4.1	3.6	5.7	6.0	5.6	4.1	4.8	4.5
i. Procedural Justice	-	-	4.3	-	3.9	2.9	5.5	-	4.5	4.6	-	4.2
ii. Civil Justice	-	-	4.2	-	4.7	4.7	6.2	-	6.1	4.4	-	5.1
iii. Criminal Justice	-	-	4.7	-	3.6	3.2	5.5	-	6.1	3.2	-	4.2
1B. Security and Safety	8.3	7.8	7.4	6.8	8.3	7.4	7.8	7.9	7.1	8.2	5.5	8.0
i. Homicide	6.6	8.2	8.7	9.8	9.7	7.4	9.0	5.7	3.8	8.7	0.0	6.9
ii. Disappearance, Conflict, & Terrorism	10.0	6.9	6.9	4.9	9.5	8.2	8.4	10.0	10.0	9.5	9.0	7.0
iii. Women's Security	-	8.3	6.7	5.8	5.8	6.6	5.8	-	7.5	6.4	7.5	10.0
2A. Movement	10.0	6.7	8.3	6.7	8.3	5.0	5.0	10.0	6.7	6.7	10.0	5.0
i. Freedom of Foreign Movement	10.0	5.0	5.0	5.0	10.0	5.0	0.0	10.0	10.0	10.0	10.0	5.0
ii. Freedom of Domestic Movement	10.0	10.0	10.0	10.0	10.0	0.0	10.0	10.0	5.0	5.0	10.0	5.0
iii. Women's Freedom of Movement	-	5.0	10.0	5.0	5.0	10.0	5.0	-	5.0	5.0	10.0	5.0
2B. Religion	-	3.8	10.0	7.5	8.8	10.0	1.3	-	6.3	7.5	-	5.0
i. Freedom to Establish Religious Organizations	-	5.0	10.0	7.5	7.5	10.0	2.5	-	5.0	7.5	-	2.5
ii. Autonomy of Religious Organizations	-	2.5	10.0	7.5	10.0	10.0	0.0	-	7.5	7.5	-	7.5
2C. Association, Assembly, & Civil Society	-	3.5	9.8	5.4	8.5	8.8	6.5	-	6.5	5.2	-	2.9
i. Freedom of Association	-	5.0	10.0	5.0	10.0	7.5	7.5	-	7.5	5.0	-	2.5
ii. Freedom of Assembly and Demonstration	-	5.0	10.0	2.5	7.5	7.5	10.0	-	7.5	5.0	-	2.5
iii. Autonomy of Organizations (operational independence from political authority)	-	1.7	10.0	6.7	6.7	10.0	5.0	-	5.8	5.8	-	3.3
iv. Freedom to Establish Organizations	-	2.5	9.2	7.5	10.0	10.0	3.3	-	5.0	5.0	-	3.3
2D. Expression & Information	8.9	6.1	7.5	4.5	8.2	7.5	6.8	8.6	7.0	6.8	7.0	5.2
i. Press Killings	10.0	10.0	9.8	10.0	10.0	10.0	10.0	10.0	10.0	10.0	10.0	10.0
ii. Laws and Regulations that Influence Media Content	9.0	2.7	6.3	0.7	4.0	4.3	2.7	8.0	6.0	4.3	5.7	0.3
iii. Political Pressures and Controls on Media Content	7.8	1.5	5.0	0.8	6.8	4.3	4.0	7.8	5.3	4.5	5.3	1.8
iv. Freedom of Access to Foreign Information	-	8.8	6.3	8.8	10.0	8.8	7.5	-	6.3	7.5	-	6.3
v. State Control over Internet Access	-	7.5	10.0	2.5	10.0	10.0	10.0	-	7.5	7.5	-	7.5
2E. Relationships	0.0	9.2	5.0	3.3	10.0	5.0	3.3	0.0	3.3	4.2	7.5	10.0
i. Parental Rights	-	7.5	5.0	0.0	10.0	5.0	0.0	-	5.0	7.5	7.5	10.0
ii. Same-Sex Relationships	0.0	10.0	5.0	10.0	10.0	0.0	10.0	0.0	0.0	0.0	10.0	10.0
iii. Divorce	-	10.0	5.0	0.0	10.0	10.0	0.0	-	5.0	5.0	5.0	10.0
PERSONAL FREEDOM	6.92	6.19	7.01	5.91	7.49	6.36	5.65	6.57	6.14	6.09	6.65	5.93
ECONOMIC FREEDOM	6.65	7.38	6.50	7.60	6.02	7.14	7.82	6.89	7.27	7.22	6.66	7.35
FREEDOM INDEX	6.78	6.78	6.76	6.75	6.75	6.75	6.74	6.73	6.70	6.66	6.66	6.64

APPENDIX I *Continued*

2014 Human Freedom Index Appendix	Ecuador	Kyrgyz Republic	Tanzania	Uganda	Honduras	Philippines	Zambia	Mozambique	Argentina	Malawi	Thailand	Lebanon
Rank	97	98	99	100	101	101	103	103	103	106	107	108
1A. Rule of Law	4.2	3.9	4.5	3.5	3.4	4.1	4.0	3.8	5.3	5.6	4.1	4.5
i. Procedural Justice	5.0	3.8	4.6	2.3	3.5	3.8	3.4	-	6.5	5.0	3.4	5.0
ii. Civil Justice	4.1	4.6	5.1	4.8	4.5	4.6	4.7	-	5.5	5.2	4.6	4.5
iii. Criminal Justice	3.5	3.4	3.7	3.4	2.1	3.8	3.8	-	3.9	4.5	4.3	3.9
1B. Security and Safety	8.0	7.6	6.8	6.6	5.6	7.1	8.2	8.6	8.9	8.8	7.9	5.6
i. Homicide	5.0	7.9	6.7	5.8	0.0	6.3	7.5	8.5	7.2	9.3	8.0	8.1
ii. Disappearance, Conflict, & Terrorism	9.0	6.5	8.5	6.5	8.5	6.6	9.5	8.9	9.5	9.5	7.4	2.0
iii. Women's Security	10.0	8.3	5.3	7.5	8.3	8.3	7.5	8.3	10.0	7.5	8.3	6.7
2A. Movement	10.0	5.0	8.3	8.3	6.7	6.7	6.7	5.0	10.0	8.3	10.0	5.0
i. Freedom of Foreign Movement	10.0	5.0	10.0	10.0	5.0	5.0	10.0	10.0	10.0	10.0	10.0	5.0
ii. Freedom of Domestic Movement	10.0	5.0	10.0	10.0	10.0	10.0	5.0	0.0	10.0	10.0	10.0	5.0
iii. Women's Freedom of Movement	10.0	5.0	5.0	5.0	5.0	5.0	5.0	5.0	10.0	5.0	10.0	5.0
2B. Religion	8.8	-	8.8	6.3	6.3	7.5	7.5	8.8	10.0	-	7.5	8.8
i. Freedom to Establish Religious Organizations	10.0	-	10.0	7.5	5.0	5.0	7.5	10.0	10.0	-	7.5	7.5
ii. Autonomy of Religious Organizations	7.5	-	7.5	5.0	7.5	10.0	7.5	7.5	10.0	-	7.5	10.0
2C. Association, Assembly, & Civil Society	7.9	-	5.4	5.8	6.9	6.5	7.7	9.2	8.8	-	7.7	9.2
i. Freedom of Association	10.0	-	5.0	5.0	7.5	7.5	7.5	10.0	10.0	-	7.5	10.0
ii. Freedom of Assembly and Demonstration	10.0	-	5.0	5.0	7.5	7.5	7.5	10.0	10.0	-	7.5	10.0
iii. Autonomy of Organizations (operational independence from political authority)	7.5	-	6.7	5.8	7.5	4.2	8.3	7.5	6.7	-	7.5	8.3
iv. Freedom to Establish Organizations	4.2	-	5.0	7.5	5.0	6.7	7.5	9.2	8.3	-	8.3	8.3
2D. Expression & Information	7.2	5.5	7.3	6.8	6.0	7.1	6.6	8.4	8.0	6.8	5.2	7.6
i. Press Killings	10.0	10.0	10.0	10.0	10.0	9.0	10.0	10.0	10.0	10.0	10.0	10.0
ii. Laws and Regulations that Influence Media Content	2.3	3.3	4.0	3.7	3.7	5.3	4.0	6.0	5.0	4.7	1.0	3.3
iii. Political Pressures and Controls on Media Content	3.5	3.3	4.8	4.3	1.5	5.0	3.8	5.8	5.0	5.8	2.3	4.8
iv. Freedom of Access to Foreign Information	10.0	-	7.5	8.8	7.5	8.8	7.5	10.0	10.0	-	7.5	10.0
v. State Control over Internet Access	10.0	-	10.0	7.5	7.5	7.5	7.5	10.0	10.0	-	5.0	10.0
2E. Relationships	10.0	8.3	5.0	5.0	10.0	5.0	1.3	10.0	10.0	6.7	3.8	3.3
i. Parental Rights	10.0	10.0	5.0	5.0	10.0	0.0	2.5	10.0	10.0	10.0	7.5	5.0
ii. Same-Sex Relationships	10.0	10.0	0.0	0.0	10.0	10.0	0.0	10.0	10.0	0.0	-	5.0
iii. Divorce	10.0	5.0	10.0	10.0	10.0	5.0	-	10.0	10.0	10.0	0.0	0.0
PERSONAL FREEDOM	7.43	6.01	6.30	5.74	5.83	6.05	6.00	7.23	8.22	7.24	6.41	5.90
ECONOMIC FREEDOM	5.76	7.16	6.84	7.34	7.24	7.01	7.04	5.81	4.81	5.79	6.56	7.06
FREEDOM INDEX	6.60	6.58	6.57	6.54	6.53	6.53	6.52	6.52	6.52	6.51	6.49	6.48

APPENDIX I *Continued*

2014 Human Freedom Index Appendix	Laos	Côte d'Ivoire	Colombia	Senegal	Kuwait	Ukraine	Russia	Malaysia	Qatar	Guinea-Bissau	United Arab Emirates	Oman
Rank	109	110	111	111	111	111	115	115	117	118	118	120
1A. Rule of Law	4.0	4.0	4.5	4.7	5.2	4.5	4.2	4.4	6.6	3.0	6.6	6.0
i. Procedural Justice	-	2.7	5.1	4.5	-	5.1	3.9	5.5	-	-	5.9	-
ii. Civil Justice	-	5.4	5.1	5.3	-	4.9	5.0	5.7	-	-	6.3	-
iii. Criminal Justice	-	3.8	3.4	4.4	-	3.6	3.6	5.8	-	-	7.7	-
1B. Security and Safety	8.3	6.4	5.3	7.7	8.2	6.8	7.8	8.6	7.2	7.2	8.5	7.9
i. Homicide	7.1	5.0	0.0	6.8	9.2	8.3	6.4	9.2	6.8	5.9	9.8	9.5
ii. Disappearance, Conflict, & Terrorism	9.5	8.0	5.9	9.0	9.5	2.9	6.9	10.0	9.0	9.0	10.0	8.5
iii. Women's Security	8.3	6.3	10.0	7.5	5.8	9.2	10.0	6.7	5.8	6.7	5.8	5.8
2A. Movement	5.0	5.0	6.7	6.7	5.0	10.0	6.7	5.0	3.3	10.0	1.7	6.7
i. Freedom of Foreign Movement	5.0	5.0	10.0	5.0	0.0	10.0	10.0	5.0	0.0	10.0	0.0	10.0
ii. Freedom of Domestic Movement	5.0	0.0	5.0	10.0	10.0	10.0	0.0	5.0	10.0	10.0	5.0	10.0
iii. Women's Freedom of Movement	5.0	10.0	5.0	5.0	5.0	10.0	10.0	5.0	0.0	10.0	0.0	0.0
2B. Religion	3.8	10.0	7.5	6.3	5.0	7.5	3.8	3.8	2.5	-	2.5	3.8
i. Freedom to Establish Religious Organizations	2.5	10.0	7.5	7.5	2.5	7.5	2.5	2.5	2.5	-	0.0	2.5
ii. Autonomy of Religious Organizations	5.0	10.0	7.5	5.0	7.5	7.5	5.0	5.0	2.5	-	5.0	5.0
2C. Association, Assembly, & Civil Society	3.8	9.4	7.9	9.4	5.8	7.1	4.4	5.0	2.5	-	0.6	3.1
i. Freedom of Association	5.0	10.0	10.0	10.0	7.5	7.5	5.0	7.5	2.5	-	0.0	2.5
ii. Freedom of Assembly and Demonstration	2.5	7.5	7.5	10.0	10.0	7.5	2.5	2.5	5.0	-	0.0	2.5
iii. Autonomy of Organizations (operational independence from political authority)	3.3	10.0	7.5	7.5	4.2	6.7	6.7	6.7	1.7	-	1.7	4.2
iv. Freedom to Establish Organizations	4.2	10.0	6.7	10.0	1.7	6.7	3.3	3.3	0.8	-	0.8	3.3
2D. Expression & Information	6.6	7.8	7.4	8.0	5.8	5.3	6.6	5.7	5.7	6.1	4.7	5.2
i. Press Killings	10.0	10.0	10.0	10.0	10.0	0.0	10.0	10.0	10.0	10.0	10.0	10.0
ii. Laws and Regulations that Influence Media Content	1.3	5.3	6.0	4.0	3.3	5.3	1.7	1.7	3.0	4.3	1.7	1.7
iii. Political Pressures and Controls on Media Content	1.8	5.0	3.3	6.0	4.3	3.5	1.5	4.3	4.0	4.0	3.0	3.3
iv. Freedom of Access to Foreign Information	10.0	8.8	10.0	10.0	6.3	7.5	10.0	5.0	6.3	-	6.3	6.3
v. State Control over Internet Access	10.0	10.0	7.5	10.0	5.0	10.0	10.0	7.5	5.0	-	2.5	5.0
2E. Relationships	10.0	10.0	10.0	2.5	1.7	10.0	10.0	3.3	0.0	8.3	0.0	0.0
i. Parental Rights	10.0	10.0	10.0	2.5	0.0	10.0	10.0	5.0	0.0	5.0	0.0	0.0
ii. Same-Sex Relationships	10.0	10.0	10.0	0.0	5.0	10.0	10.0	0.0	0.0	10.0	0.0	0.0
iii. Divorce	10.0	10.0	10.0	5.0	0.0	10.0	10.0	5.0	0.0	10.0	0.0	0.0
PERSONAL FREEDOM	6.00	6.82	6.40	6.40	5.67	6.81	6.13	5.53	4.86	6.63	4.73	5.37
ECONOMIC FREEDOM	6.85	6.01	6.43	6.42	7.14	6.00	6.66	7.25	7.91	6.08	7.98	7.27
FREEDOM INDEX	6.43	6.42	6.41	6.41	6.41	6.41	6.39	6.39	6.38	6.36	6.36	6.32

APPENDIX I *Continued*

2014 Human Freedom Index Appendix	East Timor	Burundi	Tunisia	Mali	Gambia, The	Guyana	Cameroon	Vietnam	Azerbaijan	Sri Lanka	Morocco	Niger
Rank	120	122	123	124	125	126	126	128	128	130	131	132
1A. Rule of Law	3.3	3.7	4.7	4.1	4.2	4.2	3.7	5.1	4.2	4.2	3.7	4.1
i. Procedural Justice	-	-	4.1	-	-	-	4.2	5.7	-	3.3	2.7	-
ii. Civil Justice	-	-	5.2	-	-	-	3.7	4.6	-	4.7	5.1	-
iii. Criminal Justice	-	-	4.9	-	-	-	3.2	5.0	-	4.5	3.3	-
1B. Security and Safety	8.5	7.8	7.7	5.6	6.4	5.9	7.6	9.0	8.9	8.0	8.0	7.4
i. Homicide	8.6	8.3	8.8	5.5	6.2	2.2	8.9	9.4	9.1	8.9	9.5	8.1
ii. Disappearance, Conflict, & Terrorism	9.5	8.5	8.5	6.8	9.0	9.5	6.5	10.0	9.2	6.9	8.0	8.4
iii. Women's Security	7.5	6.7	5.8	4.5	4.1	-	7.5	7.5	8.3	8.3	6.7	5.8
2A. Movement	6.7	5.0	5.0	8.3	6.7	10.0	3.3	3.3	5.0	6.7	8.3	3.3
i. Freedom of Foreign Movement	10.0	5.0	0.0	10.0	5.0	10.0	5.0	5.0	5.0	5.0	5.0	5.0
ii. Freedom of Domestic Movement	10.0	5.0	10.0	10.0	10.0	10.0	0.0	0.0	5.0	5.0	10.0	5.0
iii. Women's Freedom of Movement	0.0	5.0	5.0	5.0	5.0	-	5.0	5.0	5.0	10.0	10.0	0.0
2B. Religion	-	10.0	3.8	10.0	-	-	8.8	2.5	2.5	6.3	2.5	7.5
i. Freedom to Establish Religious Organizations	-	10.0	2.5	10.0	-	-	10.0	2.5	2.5	7.5	2.5	7.5
ii. Autonomy of Religious Organizations	-	10.0	5.0	10.0	-	-	7.5	2.5	2.5	5.0	2.5	7.5
2C. Association, Assembly, & Civil Society	-	8.3	6.7	9.8	-	-	7.7	3.1	3.1	7.3	7.5	8.5
i. Freedom of Association	-	7.5	7.5	10.0	-	-	7.5	2.5	2.5	7.5	7.5	10.0
ii. Freedom of Assembly and Demonstration	-	7.5	5.0	10.0	-	-	7.5	2.5	5.0	7.5	7.5	10.0
iii. Autonomy of Organizations (operational independence from political authority)	-	8.3	6.7	9.2	-	-	7.5	4.2	2.5	6.7	7.5	6.7
iv. Freedom to Establish Organizations	-	10.0	7.5	10.0	-	-	8.3	3.3	2.5	7.5	7.5	7.5
2D. Expression & Information	7.9	6.7	6.9	7.0	4.2	7.6	7.1	4.1	5.3	6.1	6.5	8.1
i. Press Killings	10.0	10.0	10.0	10.0	10.0	10.0	10.0	10.0	10.0	10.0	10.0	10.0
ii. Laws and Regulations that Influence Media Content	6.3	2.0	4.7	7.3	1.0	6.3	2.7	0.0	0.3	2.3	2.0	5.0
iii. Political Pressures and Controls on Media Content	7.3	2.8	6.0	5.3	1.5	6.5	4.3	1.5	1.0	1.8	4.0	5.3
iv. Freedom of Access to Foreign Information	-	8.8	8.8	5.0	-	-	8.8	6.3	7.5	8.8	8.8	10.0
v. State Control over Internet Access	-	10.0	5.0	7.5	-	-	10.0	2.5	7.5	7.5	7.5	10.0
2E. Relationships	6.7	5.8	5.8	5.0	5.0	5.0	5.0	10.0	8.3	0.0	3.3	4.2
i. Parental Rights	5.0	7.5	2.5	0.0	10.0	-	10.0	10.0	10.0	0.0	5.0	2.5
ii. Same-Sex Relationships	10.0	0.0	5.0	10.0	0.0	5.0	0.0	10.0	10.0	0.0	0.0	10.0
iii. Divorce	5.0	10.0	10.0	5.0	5.0	-	5.0	10.0	5.0	0.0	5.0	0.0
PERSONAL FREEDOM	6.50	6.47	5.93	6.45	5.29	6.29	6.02	5.82	5.69	5.68	5.76	6.04
ECONOMIC FREEDOM	6.14	6.05	6.54	5.97	7.11	5.98	6.25	6.43	6.55	6.52	6.42	6.05
FREEDOM INDEX	6.32	6.26	6.23	6.21	6.20	6.13	6.13	6.12	6.12	6.10	6.09	6.04

APPENDIX I *Continued*

2014 Human Freedom Index Appendix	Sierra Leone	Swaziland	Gabon	Togo	Bangladesh	Belize	Congo, Republic of	Nigeria	China	Ethiopia	Mauritania	Saudi Arabia
Rank	133	134	135	136	137	138	139	140	141	142	143	144
1A. Rule of Law	4.0	4.7	4.4	3.8	3.3	3.8	3.5	3.9	4.4	3.3	3.9	5.5
i. Procedural Justice	4.4	-	-	-	2.9	3.5	-	3.2	3.9	2.3	-	-
ii. Civil Justice	4.3	-	-	-	3.9	4.9	-	5.0	4.8	3.6	-	-
iii. Criminal Justice	3.3	-	-	-	3.3	2.9	-	3.6	4.5	3.9	-	-
1B. Security and Safety	8.1	6.3	7.9	8.0	7.6	5.0	8.0	4.3	7.3	6.9	5.6	6.5
i. Homicide	9.3	3.0	6.2	6.2	8.9	0.0	5.8	5.9	9.7	6.8	5.5	7.5
ii. Disappearance, Conflict, & Terrorism	9.5	8.5	9.0	9.5	8.0	10.0	9.0	2.3	6.5	8.0	8.0	6.9
iii. Women's Security	5.4	7.5	8.3	8.2	5.8	-	9.2	4.8	5.8	5.9	3.4	5.0
2A. Movement	3.3	5.0	3.3	5.0	6.7	10.0	8.3	3.3	3.3	8.3	6.7	0.0
i. Freedom of Foreign Movement	5.0	5.0	10.0	5.0	5.0	10.0	10.0	5.0	0.0	5.0	10.0	0.0
ii. Freedom of Domestic Movement	0.0	5.0	0.0	0.0	10.0	10.0	10.0	0.0	0.0	10.0	0.0	0.0
iii. Women's Freedom of Movement	5.0	5.0	0.0	10.0	5.0	-	5.0	5.0	10.0	10.0	10.0	0.0
2B. Religion	7.5	-	8.8	7.5	5.0	-	8.8	6.3	2.5	5.0	5.0	2.5
i. Freedom to Establish Religious Organizations	7.5	-	10.0	7.5	5.0	-	10.0	10.0	2.5	2.5	2.5	2.5
ii. Autonomy of Religious Organizations	7.5	-	7.5	7.5	5.0	-	7.5	2.5	2.5	7.5	7.5	2.5
2C. Association, Assembly, & Civil Society	5.2	-	7.5	5.6	6.3	-	6.9	9.0	1.7	4.0	8.3	0.2
i. Freedom of Association	5.0	-	7.5	5.0	7.5	-	7.5	10.0	0.0	5.0	7.5	0.0
ii. Freedom of Assembly and Demonstration	5.0	-	7.5	5.0	5.0	-	5.0	7.5	2.5	2.5	7.5	0.0
iii. Autonomy of Organizations (operational independence from political authority)	5.8	-	5.8	5.8	5.8	-	5.8	8.3	2.5	5.8	8.3	0.0
iv. Freedom to Establish Organizations	5.0	-	9.2	6.7	6.7	-	9.2	10.0	1.7	2.5	10.0	0.8
2D. Expression & Information	6.8	4.9	6.5	6.6	7.6	8.4	5.4	7.9	4.6	5.3	7.0	3.9
i. Press Killings	10.0	10.0	10.0	10.0	10.0	10.0	10.0	10.0	10.0	10.0	10.0	10.0
ii. Laws and Regulations that Influence Media Content	5.0	1.7	2.0	3.7	4.7	7.3	2.0	5.3	0.0	0.7	5.0	0.3
iii. Political Pressures and Controls on Media Content	5.3	3.0	4.0	4.3	4.5	7.8	2.3	4.3	1.5	1.0	5.0	2.8
iv. Freedom of Access to Foreign Information	6.3	-	8.8	7.5	8.8	-	7.5	10.0	6.3	7.5	7.5	3.8
v. State Control over Internet Access	7.5	-	7.5	7.5	10.0	-	5.0	10.0	5.0	7.5	7.5	2.5
2E. Relationships	8.3	4.2	3.3	3.3	0.0	0.0	9.2	3.3	6.7	6.7	0.0	0.0
i. Parental Rights	10.0	2.5	0.0	5.0	0.0	-	7.5	5.0	10.0	10.0	0.0	0.0
ii. Same-Sex Relationships	5.0	5.0	10.0	0.0	0.0	0.0	10.0	0.0	0.0	0.0	0.0	0.0
iii. Divorce	10.0	5.0	0.0	5.0	0.0	-	10.0	5.0	10.0	10.0	0.0	0.0
PERSONAL FREEDOM	6.13	5.10	5.99	5.75	5.28	5.26	6.72	5.05	4.81	5.46	5.08	3.66
ECONOMIC FREEDOM	5.92	6.77	5.71	5.89	6.35	6.34	4.80	6.45	6.45	5.60	5.63	6.95
FREEDOM INDEX	6.03	5.94	5.85	5.82	5.81	5.80	5.76	5.75	5.63	5.53	5.35	5.31

APPENDIX I *Continued*

2014 Human Freedom Index Appendix	Egypt	Chad	Pakistan	Zimbabwe	Guinea	Angola	Congo, Democratic Republic of	Algeria	Myanmar	Venezuela	Central African Republic
Rank	144	146	146	148	149	150	151	152	153	154	155
1A. Rule of Law	3.5	3.4	3.2	3.4	3.0	3.4	2.9	4.0	3.1	2.2	2.5
i. Procedural Justice	2.3	-	2.6	2.0	-	-	-	-	2.5	1.5	-
ii. Civil Justice	3.9	-	4.0	4.5	-	-	-	-	3.7	3.5	-
iii. Criminal Justice	4.3	-	3.1	3.6	-	-	-	-	3.0	1.6	-
1B. Security and Safety	6.1	6.3	5.2	7.5	7.0	7.5	6.3	7.7	7.9	6.3	5.4
i. Homicide	8.6	6.2	6.9	7.0	6.4	5.7	4.6	9.5	9.0	0.0	4.5
ii. Disappearance, Conflict, & Terrorism	6.8	7.5	3.8	8.0	9.5	8.5	6.0	7.8	7.3	9.0	4.0
iii. Women's Security	2.8	5.2	5.0	7.5	5.1	8.3	8.3	5.8	7.5	10.0	7.5
2A. Movement	3.3	6.7	5.0	3.3	5.0	5.0	0.0	5.0	1.7	10.0	3.3
i. Freedom of Foreign Movement	0.0	10.0	5.0	0.0	10.0	5.0	0.0	5.0	0.0	10.0	5.0
ii. Freedom of Domestic Movement	10.0	5.0	5.0	0.0	0.0	0.0	0.0	5.0	0.0	10.0	0.0
iii. Women's Freedom of Movement	0.0	5.0	5.0	10.0	5.0	10.0	0.0	5.0	5.0	10.0	5.0
2B. Religion	5.0	6.3	5.0	3.8	8.8	5.0	6.3	3.8	3.8	8.8	7.5
i. Freedom to Establish Religious Organizations	2.5	5.0	2.5	2.5	10.0	5.0	5.0	2.5	2.5	10.0	7.5
ii. Autonomy of Religious Organizations	7.5	7.5	7.5	5.0	7.5	5.0	7.5	5.0	5.0	7.5	7.5
2C. Association, Assembly, & Civil Society	5.8	6.5	8.1	4.0	8.1	2.9	5.6	3.8	2.5	9.0	5.6
i. Freedom of Association	5.0	7.5	7.5	5.0	7.5	2.5	7.5	5.0	0.0	10.0	7.5
ii. Freedom of Assembly and Demonstration	7.5	5.0	7.5	5.0	7.5	2.5	7.5	2.5	0.0	10.0	2.5
iii. Autonomy of Organizations (operational independence from political authority)	4.2	7.5	7.5	3.3	7.5	3.3	4.2	5.0	5.8	6.7	6.7
iv. Freedom to Establish Organizations	6.7	5.8	10.0	2.5	10.0	3.3	3.3	2.5	4.2	9.2	5.8
2D. Expression & Information	5.8	5.8	6.2	6.3	4.7	6.0	6.8	6.7	5.2	6.2	2.9
i. Press Killings	8.9	10.0	8.4	10.0	1.9	10.0	8.7	10.0	8.1	10.0	0.0
ii. Laws and Regulations that Influence Media Content	2.0	2.7	3.7	2.3	3.7	3.7	4.3	3.0	2.3	1.3	3.0
iii. Political Pressures and Controls on Media Content	1.8	2.5	2.5	4.3	3.0	2.5	3.8	4.3	3.3	2.3	2.8
iv. Freedom of Access to Foreign Information	8.8	6.3	8.8	7.5	7.5	6.3	7.5	8.8	7.5	10.0	3.8
v. State Control over Internet Access	7.5	7.5	7.5	7.5	7.5	7.5	10.0	7.5	5.0	7.5	5.0
2E. Relationships	1.7	5.0	0.0	7.5	1.7	6.7	5.0	0.8	4.2	10.0	8.3
i. Parental Rights	0.0	0.0	0.0	10.0	0.0	10.0	0.0	2.5	2.5	10.0	5.0
ii. Same-Sex Relationships	5.0	10.0	0.0	5.0	0.0	0.0	10.0	0.0	0.0	10.0	10.0
iii. Divorce	0.0	5.0	0.0	-	5.0	10.0	5.0	0.0	10.0	10.0	10.0
PERSONAL FREEDOM	4.56	5.45	4.54	5.20	5.33	5.29	4.69	4.93	4.48	6.53	4.73
ECONOMIC FREEDOM	6.05	5.12	6.01	5.28	5.10	5.08	5.49	5.15	5.39	3.29	5.01
FREEDOM INDEX	5.31	5.28	5.28	5.24	5.22	5.19	5.09	5.04	4.94	4.91	4.87

APPENDIX I *Continued*

2014 Human Freedom Index Appendix	Syria	Iran	Yemen	Libya	Average
Rank	156	157	158	159	
1A. Rule of Law	3.1	3.9	3.3	2.8	5.16
i. Procedural Justice	-	2.1	-	-	5.51
ii. Civil Justice	-	5.6	-	-	5.53
iii. Criminal Justice	-	3.9	-	-	4.89
1B. Security and Safety	5.0	6.8	3.9	4.9	8.05
i. Homicide	9.1	8.1	7.2	9.0	7.39
ii. Disappearance, Conflict, & Terrorism	0.0	6.5	0.0	0.0	8.63
iii. Women's Security	5.8	5.8	4.6	5.8	8.11
2A. Movement	1.7	0.0	1.7	3.3	7.64
i. Freedom of Foreign Movement	0.0	0.0	0.0	0.0	7.50
ii. Freedom of Domestic Movement	5.0	0.0	5.0	5.0	7.63
iii. Women's Freedom of Movement	0.0	0.0	0.0	5.0	7.60
2B. Religion	8.8	5.0	-	7.5	7.49
i. Freedom to Establish Religious Organizations	10.0	5.0	-	7.5	7.31
ii. Autonomy of Religious Organizations	7.5	5.0	-	7.5	7.67
2C. Association, Assembly, & Civil Society	5.0	3.1	-	7.3	7.62
i. Freedom of Association	7.5	5.0	-	7.5	8.04
ii. Freedom of Assembly and Demonstration	2.5	2.5	-	7.5	7.61
iii. Autonomy of Organizations (operational independence from political authority)	4.2	2.5	-	6.7	7.24
iv. Freedom to Establish Organizations	5.8	2.5	-	7.5	7.58
2D. Expression & Information	2.9	3.5	3.5	4.4	7.31
i. Press Killings	0.0	10.0	6.2	0.0	9.47
ii. Laws and Regulations that Influence Media Content	0.3	0.0	2.0	2.7	5.07
iii. Political Pressures and Controls on Media Content	0.5	1.0	2.3	1.8	5.16
iv. Freedom of Access to Foreign Information	6.3	3.8	-	10.0	8.81
v. State Control over Internet Access	7.5	2.5	-	7.5	8.62
2E. Relationships	0.0	1.7	0.0	0.8	7.17
i. Parental Rights	0.0	0.0	0.0	2.5	7.31
ii. Same-Sex Relationships	0.0	0.0	0.0	0.0	6.90
iii. Divorce	0.0	5.0	0.0	0.0	7.57
PERSONAL FREEDOM	3.85	3.99	2.67	4.27	7.01
ECONOMIC FREEDOM	5.59	5.27	6.44	4.58	6.85
FREEDOM INDEX	4.72	4.63	4.56	4.42	6.93

APPENDIX J: 2014 FREEDOM INDEX RANKINGS (BY PERSONAL FREEDOM)

Rank	Country	Personal Freedom	Economic Freedom	Freedom Index
1	Denmark	9.58	7.67	8.62
2	Austria	9.50	7.56	8.53
3	Norway	9.47	7.51	8.49
4	Netherlands	9.45	7.63	8.54
5	Germany	9.44	7.55	8.49
6	Finland	9.43	7.68	8.55
7	Switzerland	9.41	8.25	8.83
7	Luxembourg	9.41	7.65	8.53
9	Iceland	9.38	7.06	8.22
10	Sweden	9.37	7.46	8.42
11	Ireland	9.31	7.98	8.64
12	United Kingdom	9.29	7.93	8.61
12	Australia	9.29	7.93	8.61
14	Belgium	9.25	7.51	8.38
15	Canada	9.24	7.98	8.61
16	Poland	9.18	7.42	8.30
17	Czech Republic	9.16	7.53	8.34
18	Portugal	9.15	7.49	8.32
19	Malta	9.08	7.74	8.41
19	Hong Kong	9.08	9.03	9.06
21	Slovenia	9.07	6.73	7.90
22	Italy	9.00	7.17	8.09
22	New Zealand	9.00	8.35	8.67
24	Latvia	8.90	7.57	8.24
25	Estonia	8.89	7.70	8.30
26	Lithuania	8.82	7.81	8.31
27	France	8.81	7.30	8.05
28	United States of America	8.79	7.75	8.27
29	Slovakia	8.78	7.45	8.12
30	Cyprus	8.73	7.32	8.03
31	Taiwan	8.71	7.65	8.18
32	Japan	8.67	7.42	8.04
33	Uruguay	8.58	7.08	7.83
34	Korea, Republic of	8.57	7.40	7.98
35	Hungary	8.54	7.30	7.92
36	Spain	8.52	7.38	7.95
37	Croatia	8.49	7.00	7.75
38	Romania	8.46	7.66	8.06

APPENDIX J *Continued*

Rank	Country	Personal Freedom	Economic Freedom	Freedom Index
39	Chile	8.34	7.83	8.08
40	Bulgaria	8.33	7.39	7.86
41	Costa Rica	8.26	7.56	7.91
42	Montenegro	8.23	7.27	7.75
43	Argentina	8.22	4.81	6.52
44	Ghana	8.08	6.41	7.25
45	Mauritius	8.06	7.98	8.02
46	Greece	8.02	6.93	7.47
47	Suriname	7.91	6.73	7.32
48	Panama	7.88	7.47	7.67
49	Bosnia Herzegovenia	7.81	6.85	7.33
50	Georgia	7.67	7.98	7.82
51	Mongolia	7.66	7.39	7.52
52	Bolivia	7.62	6.34	6.98
53	Bahamas	7.56	7.38	7.47
53	Madagascar	7.56	6.54	7.05
55	Albania	7.50	7.40	7.45
56	Burkina Faso	7.49	6.02	6.75
57	Ecuador	7.43	5.76	6.60
57	Benin	7.43	6.22	6.82
59	Macedonia	7.42	7.22	7.32
60	Peru	7.38	7.35	7.36
61	Serbia	7.36	6.68	7.02
62	Brazil	7.35	6.27	6.81
62	Haiti	7.35	6.99	7.17
62	Fiji	7.35	6.99	7.17
65	Seychelles	7.34	7.48	7.41
65	Israel	7.34	7.39	7.37
67	Moldova	7.27	6.72	6.99
68	Malawi	7.24	5.79	6.51
69	Mozambique	7.23	5.81	6.52
70	South Africa	7.21	6.64	6.92
71	Jamaica	7.20	7.21	7.20
72	Namibia	7.18	6.80	6.99
73	Papua New Guinea	7.14	6.70	6.92
74	El Salvador	7.12	7.40	7.26
75	Turkey	7.06	6.86	6.96
76	Nepal	7.04	6.54	6.79
77	Singapore	7.01	8.71	7.86

APPENDIX J *Continued*

Rank	Country	Personal Freedom	Economic Freedom	Freedom Index
77	India	7.01	6.50	6.76
79	Dominican Republic	6.99	7.32	7.16
80	Cambodia	6.97	7.20	7.08
81	Armenia	6.92	7.71	7.32
81	Barbados	6.92	6.65	6.78
83	Indonesia	6.91	7.02	6.97
84	Trinidad and Tobago	6.87	6.77	6.82
85	Brunei	6.83	7.25	7.04
86	Côte d'Ivoire	6.82	6.01	6.42
86	Mexico	6.82	6.88	6.85
86	Paraguay	6.82	6.88	6.85
89	Ukraine	6.81	6.00	6.41
90	Congo, Republic of	6.72	4.80	5.76
91	Lesotho	6.65	6.66	6.66
92	Tajikistan	6.64	6.97	6.80
93	Guinea-Bissau	6.63	6.08	6.36
94	Bhutan	6.57	7.07	6.82
94	Cape Verde	6.57	6.89	6.73
96	Venezuela	6.53	3.29	4.91
97	Guatemala	6.52	7.50	7.01
98	East Timor	6.50	6.14	6.32
99	Burundi	6.47	6.05	6.26
100	Mali	6.45	5.97	6.21
101	Thailand	6.41	6.56	6.49
101	Colombia	6.40	6.43	6.41
103	Senegal	6.40	6.42	6.41
104	Nicaragua	6.38	7.39	6.88
105	Kenya	6.36	7.14	6.75
106	Tanzania	6.30	6.84	6.57
107	Guyana	6.29	5.98	6.13
108	Rwanda	6.19	7.38	6.78
109	Botswana	6.14	7.27	6.70
110	Sierra Leone	6.13	5.92	6.03
110	Russia	6.13	6.66	6.39
112	Liberia	6.09	7.22	6.66
113	Philippines	6.05	7.01	6.53
114	Niger	6.04	6.05	6.04
115	Cameroon	6.02	6.25	6.13
116	Kyrgyz Republic	6.01	7.16	6.58

APPENDIX J *Continued*

Rank	Country	Personal Freedom	Economic Freedom	Freedom Index
117	Zambia	6.00	7.04	6.52
117	Laos	6.00	6.85	6.43
119	Gabon	5.99	5.71	5.85
120	Kazakhstan	5.93	7.35	6.64
120	Tunisia	5.93	6.54	6.23
122	Bahrain	5.91	7.60	6.75
123	Lebanon	5.90	7.06	6.48
124	Honduras	5.83	7.24	6.53
125	Vietnam	5.82	6.43	6.12
126	Morocco	5.76	6.42	6.09
127	Togo	5.75	5.89	5.82
128	Uganda	5.74	7.34	6.54
129	Azerbaijan	5.69	6.55	6.12
130	Sri Lanka	5.68	6.52	6.10
131	Kuwait	5.67	7.14	6.41
132	Jordan	5.65	7.82	6.74
133	Malaysia	5.53	7.25	6.39
134	Ethiopia	5.46	5.60	5.53
135	Chad	5.45	5.12	5.28
136	Oman	5.37	7.27	6.32
137	Guinea	5.33	5.10	5.22
138	Angola	5.29	5.08	5.19
138	Gambia, The	5.29	7.11	6.20
140	Bangladesh	5.28	6.35	5.81
141	Belize	5.26	6.34	5.80
142	Zimbabwe	5.20	5.28	5.24
143	Swaziland	5.10	6.77	5.94
144	Mauritania	5.08	5.63	5.35
145	Nigeria	5.05	6.45	5.75
146	Algeria	4.93	5.15	5.04
147	Qatar	4.86	7.91	6.38
148	China	4.81	6.45	5.63
149	United Arab Emirates	4.73	7.98	6.36
150	Central African Republic	4.73	5.01	4.87
151	Congo, Democratic Republic of	4.69	5.49	5.09
152	Egypt	4.56	6.05	5.31
153	Pakistan	4.54	6.01	5.28
154	Myanmar	4.48	5.39	4.94
155	Libya	4.27	4.58	4.42

APPENDIX J *Continued*

Rank	Country	Personal Freedom	Economic Freedom	Freedom Index
156	Iran	3.99	5.27	4.63
157	Syria	3.85	5.59	4.72
158	Saudi Arabia	3.66	6.95	5.31
159	Yemen	2.67	6.44	4.56
Average (mean)		7.08	6.85	6.96
Median		7.05	6.99	6.91

APPENDIX K: 2014 FREEDOM INDEX RANKINGS (BY ECONOMIC FREEDOM)

Rank	Country	Personal Freedom	Economic Freedom	Freedom Index
1	Hong Kong	9.08	9.03	9.06
2	Singapore	7.01	8.71	7.86
3	New Zealand	9.00	8.35	8.67
4	Switzerland	9.41	8.25	8.83
5	Ireland	9.31	7.98	8.64
5	Canada	9.24	7.98	8.61
5	Mauritius	8.06	7.98	8.02
5	Georgia	7.67	7.98	7.82
5	United Arab Emirates	4.73	7.98	6.36
10	United Kingdom	9.29	7.93	8.61
10	Australia	9.29	7.93	8.61
12	Qatar	4.86	7.91	6.38
13	Chile	8.34	7.83	8.08
14	Jordan	5.65	7.82	6.74
15	Lithuania	8.82	7.81	8.31
16	United States of America	8.79	7.75	8.27
17	Malta	9.08	7.74	8.41
18	Armenia	6.92	7.71	7.32
19	Estonia	8.89	7.70	8.30
20	Finland	9.43	7.68	8.55
21	Denmark	9.58	7.67	8.62
22	Romania	8.46	7.66	8.06
23	Luxembourg	9.41	7.65	8.53
23	Taiwan	8.71	7.65	8.18
25	Netherlands	9.45	7.63	8.54
26	Bahrain	5.91	7.60	6.75
27	Latvia	8.90	7.57	8.24
28	Austria	9.50	7.56	8.53
28	Costa Rica	8.26	7.56	7.91
30	Germany	9.44	7.55	8.49
31	Czech Republic	9.16	7.53	8.34
32	Norway	9.47	7.51	8.49
32	Belgium	9.25	7.51	8.38
34	Guatemala	6.52	7.50	7.01
35	Portugal	9.15	7.49	8.32
36	Seychelles	7.34	7.48	7.41
37	Panama	7.88	7.47	7.67
38	Sweden	9.37	7.46	8.42

APPENDIX K *Continued*

Rank	Country	Personal Freedom	Economic Freedom	Freedom Index
39	Slovakia	8.78	7.45	8.12
40	Poland	9.18	7.42	8.30
40	Japan	8.67	7.42	8.04
42	Korea, Republic of	8.57	7.40	7.98
42	Albania	7.50	7.40	7.45
42	El Salvador	7.12	7.40	7.26
45	Bulgaria	8.33	7.39	7.86
45	Mongolia	7.66	7.39	7.52
45	Israel	7.34	7.39	7.37
45	Nicaragua	6.38	7.39	6.88
49	Spain	8.52	7.38	7.95
49	Bahamas	7.56	7.38	7.47
49	Rwanda	6.19	7.38	6.78
52	Peru	7.38	7.35	7.36
52	Kazakhstan	5.93	7.35	6.64
54	Uganda	5.74	7.34	6.54
55	Cyprus	8.73	7.32	8.03
55	Dominican Republic	6.99	7.32	7.16
57	France	8.81	7.30	8.05
57	Hungary	8.54	7.30	7.92
59	Montenegro	8.23	7.27	7.75
59	Botswana	6.14	7.27	6.70
59	Oman	5.37	7.27	6.32
62	Brunei	6.83	7.25	7.04
62	Malaysia	5.53	7.25	6.39
64	Honduras	5.83	7.24	6.53
65	Macedonia	7.42	7.22	7.32
65	Liberia	6.09	7.22	6.66
67	Jamaica	7.20	7.21	7.20
68	Cambodia	6.97	7.20	7.08
69	Italy	9.00	7.17	8.09
70	Kyrgyz Republic	6.01	7.16	6.58
71	Kenya	6.36	7.14	6.75
71	Kuwait	5.67	7.14	6.41
73	Gambia, The	5.29	7.11	6.20
74	Uruguay	8.58	7.08	7.83
75	Bhutan	6.57	7.07	6.82
76	Iceland	9.38	7.06	8.22
76	Lebanon	5.90	7.06	6.48

APPENDIX K Continued

Rank	Country	Personal Freedom	Economic Freedom	Freedom Index
78	Zambia	6.00	7.04	6.52
79	Indonesia	6.91	7.02	6.97
80	Philippines	6.05	7.01	6.53
81	Croatia	8.49	7.00	7.75
82	Haiti	7.35	6.99	7.17
82	Fiji	7.35	6.99	7.17
84	Tajikistan	6.64	6.97	6.80
85	Saudi Arabia	3.66	6.95	5.31
86	Greece	8.02	6.93	7.47
87	Cape Verde	6.57	6.89	6.73
88	Mexico	6.82	6.88	6.85
88	Paraguay	6.82	6.88	6.85
90	Turkey	7.06	6.86	6.96
91	Bosnia Herzegovina	7.81	6.85	7.33
91	Laos	6.00	6.85	6.43
93	Tanzania	6.30	6.84	6.57
94	Namibia	7.18	6.80	6.99
95	Trinidad and Tobago	6.87	6.77	6.82
95	Swaziland	5.10	6.77	5.94
97	Slovenia	9.07	6.73	7.90
97	Suriname	7.91	6.73	7.32
99	Moldova	7.27	6.72	6.99
100	Papua New Guinea	7.14	6.70	6.92
101	Serbia	7.36	6.68	7.02
102	Lesotho	6.65	6.66	6.66
102	Russia	6.13	6.66	6.39
104	Barbados	6.92	6.65	6.78
105	South Africa	7.21	6.64	6.92
106	Thailand	6.41	6.56	6.49
107	Azerbaijan	5.69	6.55	6.12
108	Madagascar	7.56	6.54	7.05
108	Nepal	7.04	6.54	6.79
108	Tunisia	5.93	6.54	6.23
111	Sri Lanka	5.68	6.52	6.10
112	India	7.01	6.50	6.76
113	Nigeria	5.05	6.45	5.75
113	China	4.81	6.45	5.63
115	Yemen	2.67	6.44	4.56
116	Colombia	6.40	6.43	6.41

APPENDIX K *Continued*

Rank	Country	Personal Freedom	Economic Freedom	Freedom Index
116	Vietnam	5.82	6.43	6.12
118	Senegal	6.40	6.42	6.41
118	Morocco	5.76	6.42	6.09
120	Ghana	8.08	6.41	7.25
121	Bangladesh	5.28	6.35	5.81
122	Bolivia	7.62	6.34	6.98
122	Belize	5.26	6.34	5.80
124	Brazil	7.35	6.27	6.81
125	Cameroon	6.02	6.25	6.13
126	Benin	7.43	6.22	6.82
127	East Timor	6.50	6.14	6.32
128	Guinea-Bissau	6.63	6.08	6.36
129	Burundi	6.47	6.05	6.26
129	Niger	6.04	6.05	6.04
129	Egypt	4.56	6.05	5.31
132	Burkina Faso	7.49	6.02	6.75
133	Côte d'Ivoire	6.82	6.01	6.42
133	Pakistan	4.54	6.01	5.28
135	Ukraine	6.81	6.00	6.41
136	Guyana	6.29	5.98	6.13
137	Mali	6.45	5.97	6.21
138	Sierra Leone	6.13	5.92	6.03
139	Togo	5.75	5.89	5.82
140	Mozambique	7.23	5.81	6.52
141	Malawi	7.24	5.79	6.51
142	Ecuador	7.43	5.76	6.60
143	Gabon	5.99	5.71	5.85
144	Mauritania	5.08	5.63	5.35
145	Ethiopia	5.46	5.60	5.53
146	Syria	3.85	5.59	4.72
147	Congo, Democratic Republic of	4.69	5.49	5.09
148	Myanmar	4.48	5.39	4.94
149	Zimbabwe	5.20	5.28	5.24
150	Iran	3.99	5.27	4.63
151	Algeria	4.93	5.15	5.04
152	Chad	5.45	5.12	5.28
153	Guinea	5.33	5.10	5.22
154	Angola	5.29	5.08	5.19
155	Central African Republic	4.73	5.01	4.87

APPENDIX K *Continued*

Rank	Country	Personal Freedom	Economic Freedom	Freedom Index
156	Argentina	8.22	4.81	6.52
157	Congo, Republic of	6.72	4.80	5.76
158	Libya	4.27	4.58	4.42
159	Venezuela	6.53	3.29	4.91
Average (mean)		7.08	6.85	6.96
Median		7.05	6.99	6.91

APPENDIX L: HUMAN FREEDOM INDICES (IN ALPHABETICAL ORDER)

Country	2008 Freedom Index	2014 Freedom Index	Freedom Index Δ
Albania	7.43	7.45	0.02
Algeria	5.09	5.04	-0.06
Angola	4.64	5.19	0.55
Argentina	7.21	6.52	-0.69
Armenia	7.46	7.32	-0.14
Australia	8.68	8.61	-0.07
Austria	8.44	8.53	0.09
Azerbaijan	6.26	6.12	-0.15
Bahamas	7.72	7.47	-0.25
Bahrain	7.07	6.75	-0.31
Bangladesh	5.83	5.81	-0.02
Barbados	7.21	6.78	-0.42
Belgium	8.29	8.38	0.09
Belize	7.23	5.80	-1.43
Benin	6.38	6.82	0.44
Bhutan	N/A	6.82	N/A
Bolivia	6.65	6.98	0.33
Bosnia and Herzegovina	7.23	7.33	0.10
Botswana	6.70	6.70	0.00
Brazil	7.06	6.81	-0.25
Brunei	N/A	7.04	N/A
Bulgaria	7.88	7.86	-0.02
Burkina Faso	6.52	6.75	0.23
Burundi	5.42	6.26	0.84
Cambodia	N/A	7.08	N/A
Cameroon	5.67	6.13	0.47
Canada	8.65	8.61	-0.04
Cape Verde	N/A	6.73	N/A
Central African Republic	5.62	4.87	-0.75
Chad	5.24	5.28	0.04
Chile	8.13	8.08	-0.05
China	5.66	5.63	-0.03
Colombia	6.59	6.41	-0.18
Congo, Democratic Republic of	5.43	5.09	-0.35
Congo, Republic of	5.59	5.76	0.17
Costa Rica	7.77	7.91	0.14
Côte d'Ivoire	5.68	6.42	0.73
Croatia	7.34	7.75	0.40
Cyprus	8.44	8.03	-0.41
Czech Republic	8.24	8.34	0.11

APPENDIX L *Continued*

Country	2008 Freedom Index	2014 Freedom Index	Freedom Index Δ
Denmark	8.69	8.62	-0.07
Dominican Republic	6.63	7.16	0.53
East Timor	N/A	6.32	N/A
Ecuador	6.63	6.60	-0.04
Egypt	5.88	5.31	-0.58
El Salvador	7.35	7.26	-0.09
Estonia	8.42	8.30	-0.12
Ethiopia	5.25	5.53	0.28
Fiji	7.43	7.17	-0.26
Finland	8.67	8.55	-0.12
France	8.23	8.05	-0.18
Gabon	5.91	5.85	-0.05
Gambia, The	N/A	6.20	N/A
Georgia	7.32	7.82	0.51
Germany	8.34	8.49	0.15
Ghana	7.09	7.25	0.16
Greece	7.87	7.47	-0.40
Guatemala	7.08	7.01	-0.07
Guinea	N/A	5.22	N/A
Guinea-Bissau	5.57	6.36	0.78
Guyana	6.55	6.13	-0.42
Haiti	6.79	7.17	0.38
Honduras	6.92	6.53	-0.38
Hong Kong	9.02	9.06	0.04
Hungary	8.04	7.92	-0.12
Iceland	8.22	8.22	-0.01
India	6.56	6.76	0.20
Indonesia	6.79	6.97	0.18
Iran	5.25	4.63	-0.62
Ireland	8.57	8.64	0.08
Israel	7.41	7.37	-0.05
Italy	8.05	8.09	0.04
Jamaica	7.15	7.20	0.05
Japan	8.13	8.04	-0.09
Jordan	6.53	6.74	0.21
Kazakhstan	6.87	6.64	-0.24
Kenya	6.69	6.75	0.06
Korea, Republic of	8.18	7.98	-0.19
Kuwait	6.61	6.41	-0.20
Kyrgyz Republic	6.78	6.58	-0.19

APPENDIX L *Continued*

Country	2008 Freedom Index	2014 Freedom Index	Freedom Index Δ
Laos	N/A	6.43	N/A
Latvia	8.01	8.24	0.22
Lebanon	N/A	6.48	N/A
Lesotho	5.83	6.66	0.83
Liberia	N/A	6.66	N/A
Libya	N/A	4.42	N/A
Lithuania	8.04	8.31	0.28
Luxembourg	8.49	8.53	0.04
Macedonia	7.50	7.32	-0.18
Madagascar	6.39	7.05	0.66
Malawi	6.54	6.51	-0.03
Malaysia	6.33	6.39	0.06
Mali	6.26	6.21	-0.05
Malta	8.41	8.41	0.00
Mauritania	5.97	5.35	-0.61
Mauritius	8.19	8.02	-0.17
Mexico	6.90	6.85	-0.05
Moldova	7.10	6.99	-0.11
Mongolia	6.98	7.52	0.54
Montenegro	7.75	7.75	0.00
Morocco	6.09	6.09	0.00
Mozambique	5.85	6.52	0.67
Myanmar	4.38	4.94	0.56
Namibia	6.91	6.99	0.08
Nepal	6.84	6.79	-0.05
Netherlands	8.45	8.54	0.09
New Zealand	8.92	8.67	-0.24
Nicaragua	7.21	6.88	-0.32
Niger	6.31	6.04	-0.26
Nigeria	5.97	5.75	-0.22
Norway	8.62	8.49	-0.13
Oman	6.33	6.32	-0.01
Pakistan	5.18	5.28	0.09
Panama	7.46	7.67	0.22
Papua New Guinea	7.03	6.92	-0.11
Paraguay	6.82	6.85	0.03
Peru	7.35	7.36	0.01
Philippines	7.13	6.53	-0.60
Poland	7.99	8.30	0.31
Portugal	8.11	8.32	0.21

APPENDIX L Continued

Country	2008 Freedom Index	2014 Freedom Index	Freedom Index Δ
Qatar	N/A	6.38	N/A
Romania	7.55	8.06	0.51
Russia	6.46	6.39	-0.07
Rwanda	6.82	6.78	-0.04
Saudi Arabia	N/A	5.31	N/A
Senegal	6.38	6.41	0.02
Serbia	6.90	7.02	0.12
Seychelles	N/A	7.41	N/A
Sierra Leone	5.98	6.03	0.05
Singapore	7.76	7.86	0.10
Slovakia	8.22	8.12	-0.11
Slovenia	7.83	7.90	0.07
South Africa	6.58	6.92	0.34
Spain	7.98	7.95	-0.03
Sri Lanka	6.06	6.10	0.04
Suriname	N/A	7.32	N/A
Swaziland	N/A	5.94	N/A
Sweden	8.15	8.42	0.26
Switzerland	8.79	8.83	0.04
Syria	5.63	4.72	-0.91
Taiwan	7.38	8.18	0.80
Tajikistan	N/A	6.80	N/A
Tanzania	6.47	6.57	0.10
Thailand	6.90	6.49	-0.41
Togo	5.97	5.82	-0.15
Trinidad and Tobago	6.52	6.82	0.30
Tunisia	6.13	6.23	0.10
Turkey	6.71	6.96	0.25
Uganda	6.43	6.54	0.11
Ukraine	6.57	6.41	-0.17
United Arab Emirates	7.03	6.36	-0.67
United Kingdom	8.17	8.61	0.44
United States of America	8.38	8.27	-0.10
Uruguay	7.97	7.83	-0.14
Venezuela	5.24	4.91	-0.33
Vietnam	6.23	6.12	-0.11
Yemen	N/A	4.56	N/A
Zambia	6.73	6.52	-0.21
Zimbabwe	4.72	5.24	0.52

APPENDIX M: COUNTRIES BY REGION

Australia & Oceania			
Australia	Fiji	New Zealand	Papua New Guinea
Caucasus			
Armenia	Azerbaijan	Georgia	
Central America, Mexico, & the Caribbean			
Bahamas	Barbados	Belize	Costa Rica
Dominican Republic	El Salvador	Guatemala	Haiti
Honduras	Jamaica	Mexico	Nicaragua
Panama	Trinidad and Tobago		
Central Asia			
Kazakhstan	Kyrgyz Republic	Tajikistan	
Central Europe & Baltics			
Czech Republic	Estonia	Hungary	Latvia
Lithuania	Poland	Slovakia	Slovenia
East Asia			
China	Hong Kong	Japan	Korea, Republic of
Mongolia	Taiwan		
Eastern Europe			
Moldova	Russia	Ukraine	
Middle East & North Africa			
Algeria	Bahrain	Egypt	Iran
Israel	Jordan	Kuwait	Lebanon
Libya	Morocco	Oman	Qatar
Saudi Arabia	Syria	Tunisia	Turkey
United Arab Emirates	Yemen		
North America			
Canada	United States of America		
Northern Europe			
Denmark	Finland	Iceland	Norway
Sweden			
South America			
Argentina	Bolivia	Brazil	Chile
Colombia	Ecuador	Guyana	Paraguay
Peru	Suriname	Uruguay	Venezuela

APPENDIX M Continued

South Asia			
Bangladesh	Bhutan	India	Nepal
Pakistan	Sri Lanka		
South East Asia			
Brunei	Cambodia	East Timor	Indonesia
Laos	Malaysia	Myanmar	Philippines
Singapore	Thailand	Vietnam	
South Eastern Europe			
Albania	Bosnia Herzegovina	Bulgaria	Croatia
Macedonia	Montenegro	Romania	Serbia
Southern Europe			
Cyprus	Greece	Italy	Malta
Portugal	Spain		
Sub-Saharan Africa			
Angola	Benin	Botswana	Burkina Faso
Burundi	Cameroon	Cape Verde	Central African Republic
Chad	Congo, Democratic Republic of	Congo, Republic of	Côte d'Ivoire
Ethiopia	Gabon	Gambia, The	Ghana
Guinea	Guinea-Bissau	Kenya	Lesotho
Liberia	Madagascar	Malawi	Mali
Mauritania	Mauritius	Mozambique	Namibia
Niger	Nigeria	Rwanda	Senegal
Seychelles	Sierra Leone	South Africa	Swaziland
Tanzania	Togo	Uganda	Zambia
Zimbabwe			
Western Europe			
Austria	Belgium	France	Germany
Ireland	Luxembourg	Netherlands	Switzerland
United Kingdom			

APPENDIX N: 2014 HUMAN FREEDOM INDEX (BY RANKINGS) AND DEMOCRACY INDEX

Rank	Country	Personal Freedom	Economic Freedom	Freedom Index	Democracy Index
1	Hong Kong	9.08	9.03	9.06	5.73
2	Switzerland	9.41	8.25	8.83	9.01
3	New Zealand	9.00	8.35	8.67	8.77
4	Ireland	9.31	7.98	8.64	8.40
5	Denmark	9.58	7.67	8.62	9.04
6	Canada	9.24	7.98	8.61	8.85
6	United Kingdom	9.29	7.93	8.61	8.04
6	Australia	9.29	7.93	8.61	8.76
9	Finland	9.43	7.68	8.55	8.87
10	Netherlands	9.45	7.63	8.54	8.79
11	Luxembourg	9.41	7.65	8.53	8.68
11	Austria	9.50	7.56	8.53	8.32
13	Germany	9.44	7.55	8.49	8.52
13	Norway	9.47	7.51	8.49	9.91
15	Sweden	9.37	7.46	8.42	9.69
16	Malta	9.08	7.74	8.41	8.06
17	Belgium	9.25	7.51	8.38	7.56
18	Czech Republic	9.16	7.53	8.34	7.57
19	Portugal	9.15	7.49	8.32	7.39
20	Lithuania	8.82	7.81	8.31	4.35
21	Poland	9.18	7.42	8.30	6.22
21	Estonia	8.89	7.70	8.30	8.87
23	United States of America	8.79	7.75	8.27	8.01
24	Latvia	8.90	7.57	8.24	4.80
25	Iceland	9.38	7.06	8.22	9.55
26	Taiwan	8.71	7.65	8.18	5.05
27	Slovakia	8.78	7.45	8.12	6.91
28	Italy	9.00	7.17	8.09	7.68
29	Chile	8.34	7.83	8.08	7.32
30	Romania	8.46	7.66	8.06	6.22
31	France	8.81	7.30	8.05	7.85
32	Japan	8.67	7.42	8.04	7.75
33	Cyprus	8.73	7.32	8.03	6.98
34	Mauritius	8.06	7.98	8.02	7.78
35	Korea, Republic of	8.57	7.40	7.98	7.94
36	Spain	8.52	7.38	7.95	7.71
37	Hungary	8.54	7.30	7.92	6.64
38	Costa Rica	8.26	7.56	7.91	7.61

APPENDIX N Continued

Rank	Country	Personal Freedom	Economic Freedom	Freedom Index	Democracy Index
39	Slovenia	9.07	6.73	7.90	5.71
40	Singapore	7.01	8.71	7.86	5.77
40	Bulgaria	8.33	7.39	7.86	6.36
42	Uruguay	8.58	7.08	7.83	7.72
43	Georgia	7.67	7.98	7.82	5.81
44	Montenegro	8.23	7.27	7.75	5.67
44	Croatia	8.49	7.00	7.75	6.61
46	Panama	7.88	7.47	7.67	6.64
47	Mongolia	7.66	7.39	7.52	6.22
48	Greece	8.02	6.93	7.47	1.90
48	Bahamas	7.56	7.38	7.47	N/A
50	Albania	7.50	7.40	7.45	5.25
51	Seychelles	7.34	7.48	7.41	N/A
52	Israel	7.34	7.39	7.37	7.75
53	Peru	7.38	7.35	7.36	6.04
54	Bosnia and Herzegovina	7.81	6.85	7.33	N/A
55	Suriname	7.91	6.73	7.32	6.40
55	Macedonia	7.42	7.22	7.32	5.90
55	Armenia	6.92	7.71	7.32	3.69
58	El Salvador	7.12	7.40	7.26	6.03
59	Ghana	8.08	6.41	7.25	6.22
60	Jamaica	7.20	7.21	7.20	6.96
61	Haiti	7.35	6.99	7.17	3.08
61	Fiji	7.35	6.99	7.17	5.55
63	Dominican Republic	6.99	7.32	7.16	6.43
64	Cambodia	6.97	7.20	7.08	4.95
65	Madagascar	7.56	6.54	7.05	4.35
66	Brunei	6.83	7.25	7.04	N/A
67	Serbia	7.36	6.68	7.02	6.55
68	Guatemala	6.52	7.50	7.01	5.43
69	Moldova	7.27	6.72	6.99	5.92
69	Namibia	7.18	6.80	6.99	5.74
71	Bolivia	7.62	6.34	6.98	5.33
72	Indonesia	6.91	7.02	6.97	6.85
73	Turkey	7.06	6.86	6.96	5.53
74	South Africa	7.21	6.64	6.92	7.64
74	Papua New Guinea	7.14	6.70	6.92	5.63
76	Nicaragua	6.38	7.39	6.88	4.88

APPENDIX N *Continued*

Rank	Country	Personal Freedom	Economic Freedom	Freedom Index	Democracy Index
77	Mexico	6.82	6.88	6.85	6.52
77	Paraguay	6.82	6.88	6.85	5.77
79	Benin	7.43	6.22	6.82	5.59
79	Bhutan	6.57	7.07	6.82	5.21
79	Trinidad and Tobago	6.87	6.77	6.82	6.68
82	Brazil	7.35	6.27	6.81	6.94
83	Tajikistan	6.64	6.97	6.80	2.59
84	Nepal	7.04	6.54	6.79	4.57
85	Barbados	6.92	6.65	6.78	N/A
85	Rwanda	6.19	7.38	6.78	3.11
87	India	7.01	6.50	6.76	7.55
88	Bahrain	5.91	7.60	6.75	3.00
88	Burkina Faso	7.49	6.02	6.75	4.01
88	Kenya	6.36	7.14	6.75	5.09
91	Jordan	5.65	7.82	6.74	3.82
92	Cape Verde	6.57	6.89	6.73	7.49
93	Botswana	6.14	7.27	6.70	7.48
94	Liberia	6.09	7.22	6.66	4.80
94	Lesotho	6.65	6.66	6.66	6.57
96	Kazakhstan	5.93	7.35	6.64	2.87
97	Ecuador	7.43	5.76	6.60	5.57
98	Kyrgyz Republic	6.01	7.16	6.58	5.23
99	Tanzania	6.30	6.84	6.57	5.81
100	Uganda	5.74	7.34	6.54	4.98
101	Honduras	5.83	7.24	6.53	5.68
101	Philippines	6.05	7.01	6.53	6.19
103	Zambia	6.00	7.04	6.52	6.15
103	Mozambique	7.23	5.81	6.52	4.80
103	Argentina	8.22	4.81	6.52	6.57
106	Malawi	7.24	5.79	6.51	5.53
107	Thailand	6.41	6.56	6.49	5.05
108	Lebanon	5.90	7.06	6.48	5.01
109	Laos	6.00	6.85	6.43	2.47
110	Côte d'Ivoire	6.82	6.01	6.42	3.46
111	Colombia	6.40	6.43	6.41	5.99
111	Senegal	6.40	6.42	6.41	5.93
111	Kuwait	5.67	7.14	6.41	3.84
111	Ukraine	6.81	6.00	6.41	5.08

APPENDIX N Continued

Rank	Country	Personal Freedom	Economic Freedom	Freedom Index	Democracy Index
115	Russia	6.13	6.66	6.39	3.36
115	Malaysia	5.53	7.25	6.39	6.65
117	Qatar	4.86	7.91	6.38	2.95
118	Guinea-Bissau	6.63	6.08	6.36	1.90
118	United Arab Emirates	4.73	7.98	6.36	2.56
120	Oman	5.37	7.27	6.32	2.91
120	East Timor	6.50	6.14	6.32	7.06
122	Burundi	6.47	6.05	6.26	3.42
123	Tunisia	5.93	6.54	6.23	6.64
124	Mali	6.45	5.97	6.21	5.61
125	Gambia, The	5.29	7.11	6.20	3.23
126	Guyana	6.29	5.98	6.13	5.63
126	Cameroon	6.02	6.25	6.13	3.30
128	Vietnam	5.82	6.43	6.12	3.68
128	Azerbaijan	5.69	6.55	6.12	2.43
130	Sri Lanka	5.68	6.52	6.10	5.71
131	Morocco	5.76	6.42	6.09	3.89
132	Niger	6.04	6.05	6.04	3.85
133	Sierra Leone	6.13	5.92	6.03	4.38
134	Swaziland	5.10	6.77	5.94	2.91
135	Gabon	5.99	5.71	5.85	3.66
136	Togo	5.75	5.89	5.82	3.28
137	Bangladesh	5.28	6.35	5.81	5.47
138	Belize	5.26	6.34	5.80	N/A
139	Congo, Republic of	6.72	4.80	5.76	2.80
140	Nigeria	5.05	6.45	5.75	3.75
141	China	4.81	6.45	5.63	3.38
142	Ethiopia	5.46	5.60	5.53	3.69
143	Mauritania	5.08	5.63	5.35	3.96
144	Saudi Arabia	3.66	6.95	5.31	1.92
144	Egypt	4.56	6.05	5.31	3.29
146	Chad	5.45	5.12	5.28	1.22
146	Pakistan	4.54	6.01	5.28	4.47
148	Zimbabwe	5.20	5.28	5.24	2.67
149	Guinea	5.33	5.10	5.22	3.03
150	Angola	5.29	5.08	5.19	3.38
151	Congo, Democratic Republic of	4.69	5.49	5.09	1.75
152	Algeria	4.93	5.15	5.04	3.68

APPENDIX N *Continued*

Rank	Country	Personal Freedom	Economic Freedom	Freedom Index	Democracy Index
153	Myanmar	4.48	5.39	4.94	3.30
154	Venezuela	6.53	3.29	4.91	4.87
155	Central African Republic	4.73	5.01	4.87	1.27
156	Syria	3.85	5.59	4.72	2.17
157	Iran	3.99	5.27	4.63	2.04
158	Yemen	2.67	6.44	4.56	3.19
159	Libya	4.27	4.58	4.42	3.43
Average (mean)		7.01	6.85	6.93	
Median		6.97	7.01	6.82	

NOTES

1. That work can be found in the annual *Economic Freedom of the World* reports co-authored by James Gwartney, Robert Lawson, and Joshua Hall (Vancouver: Fraser Institute). See also Joshua Hall and Robert Lawson, "Economic Freedom of the World: An Accounting of the Literature," *Contemporary Economic Policy* 32, no 1 (2014): 1-19.
2. Some of those preliminary papers can be found in Fred McMahon, ed., *Toward a Worldwide Index of Human Freedom* (Vancouver: Fraser Institute, 2012).
3. John Locke, 1691/1960, *Two Treatises of Government: The Second Treatise*: Liberty Fund, at Online Library of Liberty, http://oll.libertyfund.org/titles/222#Locke_0057_71.
4. See George H. Smith, *The System of Liberty: Themes in the History of Classical Liberalism* (New York: Cambridge University Press, 2013), especially chapter 7 (pp. 133-51), on "The Idea of Freedom" and Tom G. Palmer, *Realizing Freedom: Libertarian Theory, History, and Practice* (Washington: Cato Institute, 2009).
5. Isaiah Berlin, "Two Concepts of Liberty," in *Berlin, Four Essays on Liberty* (Oxford: Clarendon Press, 1969). The justification for relying on the concept of negative freedom, is discussed at length in Fred McMahon, "Human Freedom from Pericles to Measurement" in Fred McMahon, ed., *Towards a Worldwide Index of Human Freedom* (Vancouver: Fraser Institute, 2012).
6. See McMahon and Palmer, especially chapter 2 (pp. 13-32), "Freedom Properly Understood," in which he critiques Amartya Sen's capability approach to defining freedom. See also Jean-Pierre Chauffour, *The Power of Freedom: Uniting Human Rights and Development* (Washington: Cato Institute, 2009).
7. McMahon, *Toward a Worldwide Index*, p. 3.
8. Democracy, as is widely believed, may be more consistent than other forms of government at safeguarding freedom, but many philosophers of freedom, such as Berlin, draw a distinction between freedom and democracy. See Berlin (1969).
9. James Gwartney, Robert Lawson, and Walter Block, *Economic Freedom of the World: 1975-1995* (Vancouver: Fraser Institute, 1996), p. 12.
10. See McMahon, *Towards a Worldwide Index*.
11. Friedrich A. Hayek, *The Constitution of Liberty* (Chicago: University of Chicago Press, 1960), p. 137.
12. Locke, 1691/1960, ch. VI, 241-2, para 57.
13. Hayek, p. 154.
14. Mark Agrast et al., *WJP Rule of Law Index 2012-2013* (Washington: The World Justice Project, 2012), *WJP Rule of Law Index 2014* (Washington: The World Justice Project, 2014); and *WJP Rule of Law Index 2015* (Washington: The World Justice Project, 2015). This source provides data for 94 countries in our index for the year 2011, for 95 countries for the years 2012 and 2013, and for 102 countries for the year 2014. To derive Rule of Law ratings for the remaining countries in our index, we regressed the WJP Rule of Law measures we constructed with the rule of law measures from the World Bank's *Governance Indicators* (which produced a correlation coefficient of 0.93 using the 2012 WJP report, 0.95 using the 2014 WJP report, and 0.94 using the 2015 WJP report). Note also that the ratings from the 2012-2013 WJP report reflect data collected in late 2009, 2011, and early 2012. Those are the data we use in our index for 2010. Because previous WJP indexes are not comparable to the 2012 WJP report and cover fewer countries, we also use the same data in our 2008 index following a carry-over rule of not more than five years in the case of missing data. For data for the year 2012, we rely on the 2014 WJP report.
15. For the exact survey questions the WJP used to derive these measures, see Appendix A in Juan Carlos Botero and Alejandro Ponce, "Measuring

the Rule of Law” (World Justice Project Working Paper No. 001, WJP, Washington, DC, November 2010).

16. Hayek, p. 153.

17. McMahon brings up the problem of “how restrictions on freedom that are designed to enhance freedom should be measured” in the brief, “Some Issues Concerning the Scope of a Freedom Measure,” presented in a colloquium in Potsdam, Germany, June 2010, organized by the Friedrich Naumann Foundation.

18. The correlation for 2008 was 0.66, for 2010 it was 0.53, for 2011 it was 0.55, for 2012 it was 0.55, and for 2013 it was 0.52.

19. Two of the seven variables are made up of the average of two sub-variables. Equal Inheritance

Rights [1Biiic] is the average of inheritance rights of spouses and inheritance rights of daughters, and Parental Rights [2Ei] is the average of parental rights in marriage and parental rights after divorce. Thus the overall *Human Freedom Index* includes nine indicators on women’s freedoms, but this graph averages the seven indicators mentioned.

20. The third quartile of countries by freedom has a slightly higher per capita income than the second quartile as a result of including a number of small, oil-rich countries such as Brunei (with a per capita income of \$67,912), Bahrain (\$43,408), Kuwait (\$69,878), and Qatar (\$134,448).

21. Milton Friedman, Foreword, in Gwartney, Lawson, and Block, *Economic Freedom of the World: 1975–1995*, p. vii.

ABOUT THE CO-PUBLISHERS

Cato Institute

The Cato Institute is a public policy research foundation dedicated to broadening the parameters of public policy debate to allow consideration of more options that are consistent with the principles of limited government, individual liberty, and peace. To that end, the Institute strives to achieve greater involvement of the intelligent, concerned lay public in questions of policy and the proper role of government through an extensive program of publications and seminars. The Institute is based in Washington, D.C.

Fraser Institute

Founded in 1974, the Fraser Institute is an independent research and educational organization with offices across Canada and international partners in over 90 nations and territories. Our mission is to improve the quality of life for Canadians, their families and future generations by studying, measuring and broadly communicating the effects of government policies, entrepreneurship and choice on their well-being. Our work is financed by tax-deductible contributions from thousands of individuals, organizations, and foundations. In order to protect its independence, the Institute does not accept grants from government or contracts for research.

Liberales Institut

The Liberales Institut is the think tank of the Friedrich Naumann Foundation for Freedom, based in Potsdam, Germany. It spreads liberal and free-market ideas through publications, the analysis of political trends, and the promotion of research. It aims to promote the goal of making freedom valid for the dignity of all people and in all areas of society, both in Germany and abroad. Its policies work toward promoting the rule of law, democracy, and the worldwide liberalization of all markets: information, technology, goods and services, as well as currency and capital markets. The Institute organizes conferences and workshops to stimulate an intellectual exchange among liberals around the world.

ASSOCIATE CO-PUBLISHERS

The Institute of Economic Analysis

The Institute of Economic Analysis (IEA) is an independent, nongovernmental, nonpartisan, nonprofit research center established in 1994 in Moscow, Russia. The IEA conducts research on economic, social, political, legal, energy, climate, international relations, and security issues and policies related to Russia, post-Soviet states, and other countries in transition. The IEA has advised Russian authorities on a wide range of economic, social and foreign policy reforms that have led to the doubling of Russia's gross domestic product within 10 years (1998–2008) and to Russia's joining the G8 club in 2002. Currently, the IEA focuses on advising the Russian and international expert community and public at large on building rule-of-law-based, democratic, open, tolerant and free societies and polities in Russia and in neighboring countries.

Visio Institute

The Visio Institute is an independent, non-partisan research organization based in Slovenia. Its aim is to develop and promote public policy and institutional reform proposals to foster an open, free, developed, and just society in Slovenia. To that end, the Visio Institute organizes events, produces publications, and appears regularly in the media.