

INFLATION BY THE DECADES: 2000s

BY: STEVE H. HANKE &
NICHOLAS KRUS

*JOHNS HOPKINS INSTITUTE FOR APPLIED
ECONOMICS, GLOBAL HEALTH & THE
STUDY OF BUSINESS ENTERPRISE*

INFLATION BY THE DECADES: 2000s

KEY FINDINGS

Inflation played an important role in the development of many countries around the globe in the decade of 2000s. Due to successful economic policies, Latin American countries started to escape from high inflation and hyperinflation which plagued the economies for decades. Sub-Saharan Africa took over as the region fiercely infected with inflation.

Zimbabwe experienced a notorious case of hyperinflation. From March 2007 to mid-November of 2008, Zimbabwe endured severe hyperinflation that reached an equivalent daily rate of 98.0% in the last month. At its peak, it only took 24.7 hours for prices to double. (See: Steve Hanke & Alex Kwok (2009), "On the Measurement of Zimbabwe's Hyperinflation", *Cato Journal*, Vol. 29, No. 2.) .

Several other African countries--most notably Democratic Republic of Congo and Angola --also experienced high rates of inflation. So did Eastern European, Balkan and Middle Eastern countries, such as Belarus, Serbia, and Turkey.

Throughout the decade, there were 35 countries with an annualized inflation rate of over 20% and 90 countries with an annualized inflation rate of over 10%.

ABOUT THE PROJECT

Inflation by the Decades provides inflation rate rankings for countries all across the world. These inflation rates are provided in digestible formats that will hopefully make the reader understand the true magnitude of prolonged high inflation and possibly even hyperinflation (an inflation rate of 50% per month). These rankings are provided over each decade from the 1950s to the 2000s.

METHODOLOGY

The information presented in this report was obtained from three sources.

First, the IMF's International Financial Statistics (IFS) were used whenever data were available. If data were not available via the IFS, the World Bank Development Indicators (WBDI) were used. Finally, if data were not available via the IFS or the WBDI, data from the Economist Intelligence Unit's Online Database (EIU) were used. The reasoning for this ordering was due to the fact that the IFS had the most available data, followed by the WBDI and finally the EIU.

Utilizing these data, we calculated the cumulative inflation rate, the annualized inflation rate, the change in the annualized inflation rate, and the value of the monetary unit, using the following formulas.

i_x = the annual inflation rate for the x th year in the decade

- 1) Cumulative Inflation Rate = $[(1 + i_1)(1 + i_2) \dots (1 + i_{10})] - 1$
- 2) Annualized Inflation Rate = $(\text{Cumulative Inflation Rate} + 1)^{1/10} - 1$
- 3) Change in the Annualized Inflation Rate = (Annualized Inflation Rate in the Previous Decade - Annualized Inflation Rate in the Current Decade)
- 4) The Value of the Monetary Unit = $1 / (1 + \text{Cumulative Inflation Rate})$

Upon the completion of these calculations, the countries were ranked accordingly.

It should be noted that only countries that had inflation data available for the entire 10-year time period were included in this study in order to remove any confusion or bias in the table.

ABOUT THE AUTHORS*

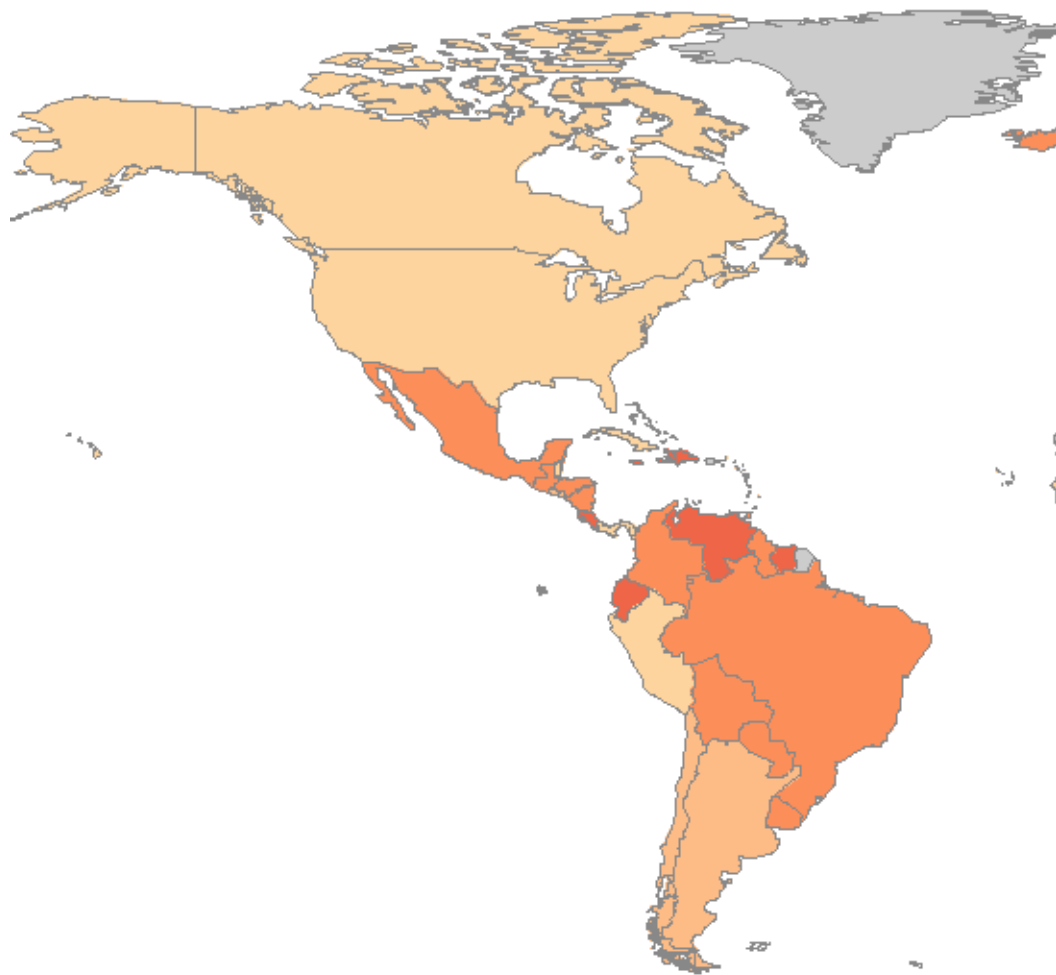
Steve H. Hanke is ... Professor of Applied Economics at the Johns Hopkins University in Baltimore, MD. He is also a Senior Fellow and Director of the Troubled Currencies Project at the Cato Institute in Washington, D.C. You can follow him on Twitter: @Steve_Hanke

Nicholas Krus is ... a research associate at the Johns Hopkins Institute for Applied Economics, Global Health, and the Study of Business Enterprise.

*The authors would like to thank Dennis Deng for his help in making these reports.

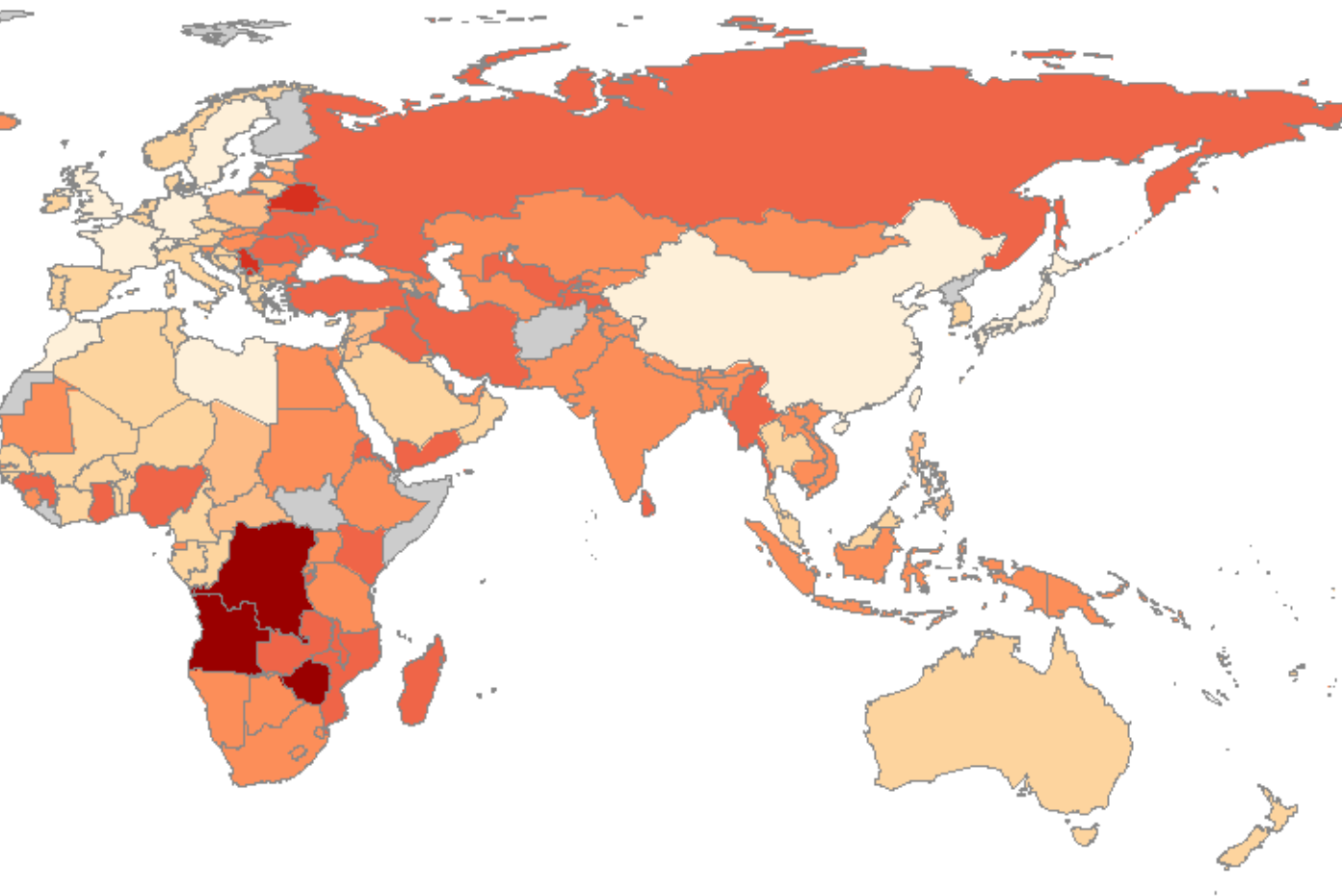
HOW LITTLE IS YOUR MONEY WORTH?

GLOBAL INFLATION RANKINGS: 2000-2009



*The 2009 value of the monetary unit is the relative value in 2009 of one unit of the monetary unit in 2000.

Rank	Country	2009 Value of Monetary Unit (1999 = 1)	Rank	Country	2009 Value of Monetary Unit (1999 = 1)	Rank	Country	2009 Value of Monetary Unit (1999 = 1)	Rank	Country	2009 Value of Monetary Unit (1999 = 1)
1	ZIMBABWE	0.00	23	RUSSIAN FEDERATION	0.27	45	KYRGYZ REPUBLIC	0.45	67	VIETNAM	0.53
2	CONGO (DEMOCRATIC REPUBLIC OF)	0.00	24	UKRAINE	0.30	46	INDONESIA	0.45	68	UGANDA	0.54
3	ANGOLA	0.01	25	DOMINICAN REPUBLIC	0.31	47	HONDURAS	0.45	69	GEORGIA	0.54
4	BELARUS	0.06	26	NIGERIA	0.32	48	PARAGUAY	0.45	70	TRINIDAD & TOBAGO	0.55
5	SERBIA	0.12	27	MOLDOVA	0.33	49	RWANDA	0.46	71	COLOMBIA	0.55
6	TURKEY	0.13	28	JAMAICA	0.35	50	TONGA	0.46	72	MAURITANIA	0.55
7	VENEZUELA	0.15	29	COSTA RICA	0.36	51	SWAZILAND	0.47	73	ICELAND	0.55
8	MYANMAR	0.16	30	BURUNDI	0.36	52	PAKISTAN	0.47	74	GUYANA	0.55
9	IRAQ	0.18	31	KENYA	0.36	53	NAMIBIA	0.48	75	HUNGARY	0.55
10	GHANA	0.19	32	YEMEN	0.36	54	PAPUA NEW GUINEA	0.49	76	SOUTH AFRICA	0.55
11	SURINAME	0.19	33	MOZAMBIQUE	0.36	55	EGYPT	0.49	77	MAURITIUS	0.56
12	ZAMBIA	0.21	34	SRI LANKA	0.36	56	LESOTHO	0.49	78	NEPAL	0.56
13	ERITREA	0.21	35	MADAGASCAR	0.37	57	UNITED ARAB EMIRATES	0.50	79	LATVIA	0.57
14	GUINEA	0.22	36	LAOS	0.41	58	GUATEMALA	0.51	80	BANGLADESH	0.57
15	SAO TOME AND PRINCE	0.22	37	KAZAKHSTAN	0.42	59	AZERBAIJAN	0.51	81	SAMOA	0.57
16	TAJIKISTAN	0.23	38	SOLOMON ISLANDS	0.42	60	BRAZIL	0.52	82	EQUATORIAL GUINEA	0.58
17	ROMANIA	0.23	39	MONGOLIA	0.43	61	ETHIOPIA	0.52	83	INDIA	0.58
18	ECUADOR	0.24	40	SEYCHELLES	0.43	62	TURKMENISTAN	0.52	84	QATAR	0.58
19	IRAN	0.24	41	BOTSWANA	0.43	63	TANZANIA	0.52	85	SLOVAKIA	0.59
20	UZBEKISTAN	0.24	42	SUDAN	0.44	64	BULGARIA	0.52	86	MEXICO	0.60
21	HAITI	0.25	43	NICARAGUA	0.44	65	SIERRA LEONE	0.53	87	BOLIVIA	0.61
22	MALAWI	0.27	44	URUGUAY	0.44	66	THE GAMBIA	0.53	88	CAMBODIA	0.62



Rank	Country	2009 Value of Monetary Unit (1999-1)	Rank	Country	2009 Value of Monetary Unit (1999-1)	Rank	Country	2009 Value of Monetary Unit (1999-1)	Rank	Country	2009 Value of Monetary Unit (1999-1)
89	BHUTAN	0.62	108	SAINT KITTS AND NEVIS	0.71	128	NETHERLANDS ANTILLES	0.75	148	UNITED STATES	0.78
90	SLOVENIA	0.62	109	CENTRAL AFRICAN REPUBLIC	0.71	129	LITHUANIA	0.75	149	CAMEROON	0.78
91	SYRIAN ARAB REPUBLIC	0.63	110	FIJI	0.72	130	SPAIN	0.75	150	MALI	0.78
92	PHILIPPINES	0.64	111	KUWAIT	0.72	131	MACEDONIA	0.75	151	OMAN	0.78
93	ESTONIA	0.66	112	BENIN	0.72	132	VANUATU	0.75	152	BELIZE	0.78
94	ANGUILLA	0.67	113	TUNISIA	0.73	133	GRENADA	0.76	153	MALTA	0.78
95	ARGENTINA	0.45	114	ALGERIA	0.73	134	VIRGIN ISLANDS (BRITISH)	0.76	154	CAYMAN ISLANDS	0.78
96	COOK ISLANDS	0.67	115	CROATIA	0.73	135	LEBANON	0.76	155	THAILAND	0.79
97	CHAD	0.68	116	AUSTRALIA	0.73	136	MALDIVES	0.76	156	PANAMA	0.79
98	PALESTINIAN TERRITORY	0.68	117	GREECE	0.73	137	CZECH REPUBLIC	0.76	157	LUXEMBOURG	0.79
99	WEST BANK AND GAZA	0.68	118	KIRIBATI	0.73	138	TURKS & CAICOS ISLANDS	0.76	158	BAHAMAS	0.80
100	JORDAN	0.69	119	IRELAND	0.74	139	CYPRUS	0.76	159	ITALY	0.80
101	COMOROS	0.69	120	KOREA, REP. OF	0.74	140	BOSNIA-HERZEGOVINA	0.76	160	TUVALU	0.80
102	BARBADOS	0.70	121	MICRONESIA (FED. STATES OF)	0.74	141	NIGER	0.76	161	MALAYSIA	0.81
103	EL SALVADOR	0.71	122	GUINEA-BISSAU	0.74	142	CUBA	0.76	162	NETHERLANDS	0.81
104	ARUBA	0.71	123	COTE D'IVOIRE	0.74	143	ALBANIA	0.77	163	BELGIUM	0.81
105	POLAND	0.71	124	TOGO	0.74	144	NEW ZEALAND	0.77	164	CANADA	0.81
106	ARMENIA	0.71	125	CONGO (BRAZZAVILLE)	0.74	145	PORTUGAL	0.77	165	DENMARK	0.81
107	CHILE	0.71	126	SAINT VINCENT AND THE GRENADINES	0.75	146	PERU	0.77	166	NORWAY	0.81
			127	BURKINA FASO	0.75	147	SAINT LUCIA	0.78	167	SENEGAL	0.81
									168	SAUDI ARABIA	0.82
									169	DOMINICA	0.82
									170	AUSTRIA	0.82

HOW MUCH DID PRICES RISE?

CUMULATIVE INFLATION RATES: 2000-2009

*The cumulative inflation rate is the total inflation rate of a monetary unit over the decade.

TOP 20%

TOP 10

Rank	Country	Cumulative Inflation
1	ZIMBABWE	513,744,384,298,356,000,000,000,000.0%
2	CONGO (DEMOCRATIC REPUBLIC OF)	67,862.7%
3	ANGOLA	12,663.0%
4	BELARUS	1,453.9%
5	SERBIA	716.0%
6	TURKEY	646.3%
7	VENEZUELA	567.7%
8	MYANMAR	518.6%
9	IRAQ	462.0%

Rank	Country	Cumulative Inflation
11	SURINAME	414.7%
12	ZAMBIA	387.5%
13	ERITREA	380.8%
14	GUINEA	354.0%
15	SAO TOME AND PRINCIPE	347.2%
16	TAJIKISTAN	340.3%
17	ROMANIA	329.3%
18	ECUADOR	314.3%
19	IRAN	312.9%
20	UZBEKISTAN	310.8%
21	HAITI	300.1%
22	MALAWI	272.8%
23	RUSSIAN FEDERATION	267.4%
24	UKRAINE	236.5%
25	DOMINICAN REPUBLIC	218.1%
26	NIGERIA	214.8%
27	MOLDOVA	203.1%
28	JAMAICA	184.2%
29	COSTA RICA	181.1%
30	BURUNDI	178.7%
31	KENYA	177.8%
32	YEMEN	174.8%
33	MOZAMBIQUE	174.3%
34	SRI LANKA	174.0%
35	MADAGASCAR	168.6%
36	LAOS	145.2%
37	KAZAKHSTAN	140.2%

TOP 20-40%

Rank	Country	Cumulative Inflation
40	SEYCHELLES	131.3%
41	BOTSWANA	130.6%
42	SUDAN	128.9%
43	NICARAGUA	127.9%
44	URUGUAY	125.9%
45	KYRGYZ REPUBLIC	124.5%
46	INDONESIA	124.1%
47	HONDURAS	120.4%
48	PARAGUAY	120.2%
49	RWANDA	117.9%
50	TONGA	115.3%
51	SWAZILAND	113.3%
52	PAKISTAN	112.9%
53	NAMIBIA	108.0%
54	PAPUA NEW GUINEA	106.1%
55	EGYPT	104.7%
56	LESOTHO	102.5%
57	UNITED ARAB EMIRATES	101.4%
58	GUATEMALA	96.8%
59	AZERBAIJAN	96.8%
60	BRAZIL	94.0%
61	ETHIOPIA	94.0%
62	TURKMENISTAN	93.0%
63	TANZANIA	92.9%
64	BULGARIA	92.0%
65	SIERRA LEONE	88.8%
66	THE GAMBIA	88.3%
67	VIETNAM	87.6%
68	UGANDA	85.2%
69	GEORGIA	83.9%
70	TRINIDAD & TOBAGO	83.5%
71	COLOMBIA	83.4%
72	MAURITANIA	82.8%
73	ICELAND	82.2%
74	GUYANA	81.2%
75	HUNGARY	80.9%
76	SOUTH AFRICA	80.6%

TOP 40-60%

Rank	Country	Cumulative Inflation
77	MAURITIUS	78.1%
78	NEPAL	77.9%
79	LATVIA	75.3%
80	BANGLADESH	75.3%
81	SAMOA	74.5%
82	EQUATORIAL GUINEA	73.6%
83	INDIA	71.5%
84	QATAR	71.1%
85	SLOVAKIA	70.0%
86	MEXICO	66.0%
87	BOLIVIA	62.9%
88	CAMBODIA	61.6%
89	BHUTAN	61.0%
90	SLOVENIA	60.8%
91	SYRIAN ARAB REPUBLIC	59.6%
92	PHILIPPINES	57.2%
93	ESTONIA	52.0%
94	ANGUILLA	50.0%
95	ARGENTINA	123.2%
96	COOK ISLANDS	49.0%
97	CHAD	46.9%
98	PALESTINIAN TERRITORY	46.7%
99	WEST BANK AND GAZA	46.2%
100	JORDAN	45.0%
101	COMOROS	44.6%
102	BARBADOS	43.8%
103	EL SALVADOR	41.6%
104	ARUBA	41.5%
105	POLAND	41.5%
106	ARMENIA	41.1%
107	CHILE	40.6%
108	SAINT KITTS AND NEVIS	40.5%
109	CENTRAL AFRICAN REPUBLIC	40.2%
110	FIJI	39.7%
111	KUWAIT	39.4%
112	BENIN	38.8%
113	TUNISIA	37.5%

LIBYA

Cumulative Inflation: -4.4%

Annualized Inflation: -0.9%

Value of the Monetary Unit:



HOW DOES THE TOP COMPARE TO THE BOTTOM?

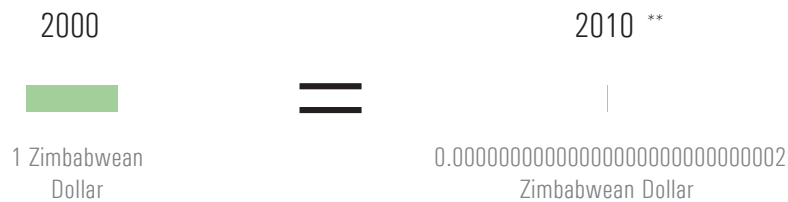
ZIMBABWE

Cumulative Inflation: $5.13 \times 10^{29}\%$ *

**(that's 5 followed by twenty-nine zeros)*

Annualized Inflation: 34,845,618.0%

Value of the Monetary Unit:



*** Caution: Discerning the 2010 figure may cause eye strain.*

Rank	Country	Cumulative Inflation	Rank	Country	Cumulative Inflation	Rank	Country	Cumulative Inflation	Rank	Country	Cumulative Inflation
115	CROATIA	36.6%	134	VIRGIN ISLANDS (BRITISH)	32.3%	153	MALTA	27.9%	174	MOROCCO	20.6%
116	AUSTRALIA	36.6%	135	LEBANON	32.2%	154	CAYMAN ISLANDS	27.6%	175	ANTIGUA	20.2%
117	GREECE	36.5%	136	MALDIVES	32.2%	155	THAILAND	27.2%	176	UNITED KINGDOM	20.0%
118	KIRIBATI	36.2%	137	CZECH REPUBLIC	31.7%	156	PANAMA	26.4%	177	CHINA	19.8%
119	IRELAND	36.0%	138	TURKS & CAICOS ISLANDS	31.6%	157	LUXEMBOURG	26.0%	178	NEW CALEDONIA	19.1%
120	KOREA, REP. OF	35.9%	139	CYPRUS	31.5%	158	BAHAMAS	25.3%	179	MACAU	18.8%
121	MICRONESIA (FED. STATES OF)	35.4%	140	BOSNIA-HERZEGOVINA	31.3%	159	ITALY	25.1%	180	FRANCE	18.7%
122	GUINEA-BISSAU	35.2%	141	NIGER	30.9%	160	TUVALU	24.5%	181	GERMANY	17.1%
123	COTE D'IVOIRE	34.5%	142	CUBA	30.7%	161	MALAYSIA	24.1%	182	BAHRAIN	16.7%
124	TOGO	34.3%	143	ALBANIA	30.3%	162	NETHERLANDS	23.3%	183	SWEDEN	15.8%
125	CONGO (BRAZZA-VILLE)	34.3%	144	NEW ZEALAND	29.8%	163	BELGIUM	23.2%	184	SINGAPORE	15.6%
126	SAINT VINCENT AND THE GRENADINES	34.2%	145	PORTUGAL	29.2%	164	CANADA	23.2%	185	TAIWAN	10.6%
127	BURKINA FASO	34.1%	146	PERU	29.1%	165	DENMARK	23.2%	186	SWITZERLAND	9.9%
128	NETHERLANDS ANTILLES	34.0%	147	SAINT LUCIA	29.0%	166	NORWAY	22.9%	187	BRUNEI	6.6%
129	LITHUANIA	34.0%	148	UNITED STATES	28.8%	167	SENEGAL	22.7%	188	HONG KONG	-1.8%
130	SPAIN	33.8%	149	CAMEROON	28.8%	168	SAUDI ARABIA	22.4%	189	JAPAN	-2.6%
131	MACEDONIA	33.0%	150	MALI	28.6%	169	DOMINICA	21.8%	190	LIBYA	-4.4%
132	VANUATU	32.7%	151	OMAN	28.0%	170	AUSTRIA	21.8%			
133	GRENADA	32.4%	152	BELIZE	28.0%	171	ISRAEL	21.8%			
						172	CAPE VERDE	21.4%			
						173	GABON	21.4%			

HOW MUCH IS THAT PER YEAR?

ANNUALIZED INFLATION RATES: 2000-2009

*The annualized inflation is decomposed from the cumulative inflation rate on a annually compounding basis.

WHO HAD IT THE WORST?

ZIMBABWE Annualized Inflation Rate 2000s: 34,845,618.0%

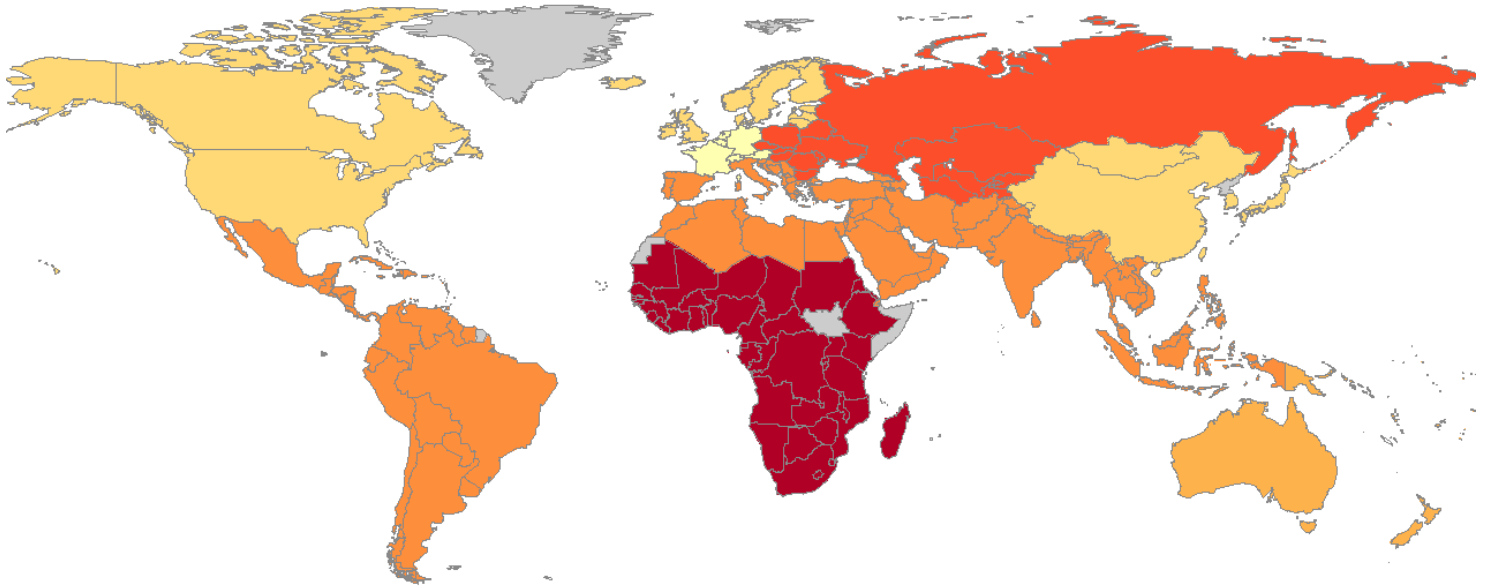
I CAN'T READ THAT, WHAT DOES THAT REALLY MEAN?

ZIMBABWE Monthly Inflation Rate: 189.63%

Daily Inflation Rate: 3.56%

Time it Take for Price to Double: 20 days

Rank	Country	Annualized	Rank	Country	Annualized	Rank	Country	Annualized	Rank	Country	Annualized
1	ZIMBABWE	34,845,618.0%	25	DOMINICAN REPUBLIC	26.0%	49	RWANDA	16.9%	72	MAURITANIA	12.8%
2	CONGO (DEMOCRATIC REPUBLIC OF)	268.5%	26	NIGERIA	25.8%	50	TONGA	16.6%	73	ICELAND	12.7%
3	ANGOLA	163.7%	27	MOLDOVA	24.8%	51	SWAZILAND	16.4%	74	GUYANA	12.6%
4	BELARUS	73.1%	28	JAMAICA	23.2%	52	PAKISTAN	16.3%	75	HUNGARY	12.6%
5	SERBIA	52.2%	29	COSTA RICA	23.0%	53	NAMIBIA	15.8%	76	SOUTH AFRICA	12.6%
6	TURKEY	49.5%	30	BURUNDI	22.8%	54	PAPUA NEW GUINEA	15.6%	77	MAURITIUS	12.2%
7	VENEZUELA	46.2%	31	KENYA	22.7%	55	EGYPT	15.4%	78	NEPAL	12.2%
8	MYANMAR	44.0%	32	YEMEN	22.4%	56	LESOTHO	15.2%	79	LATVIA	11.9%
9	IRAQ	41.2%	33	MOZAMBIQUE	22.4%	57	UNITED ARAB EMIRATES	15.0%	80	BANGLADESH	11.9%
10	GHANA	39.9%	34	SRI LANKA	22.3%	58	GUATEMALA	14.5%	81	SAMOA	11.8%
11	SURINAME	38.8%	35	MADAGASCAR	21.9%	59	AZERBAIJAN	14.5%	82	EQUATORIAL GUINEA	11.7%
12	ZAMBIA	37.3%	36	LAOS	19.6%	60	BRAZIL	14.2%	83	INDIA	11.4%
13	ERITREA	36.9%	37	KAZAKHSTAN	19.2%	61	ETHIOPIA	14.2%	84	QATAR	11.3%
14	GUINEA	35.3%	38	SOLOMON ISLANDS	19.1%	62	TURKMENISTAN	14.1%	85	SLOVAKIA	11.2%
15	SAO TOME AND PRINCIPE	34.9%	39	MONGOLIA	18.5%	63	TANZANIA	14.0%	86	MEXICO	10.7%
16	TAJKISTAN	34.5%	40	SEYCHELLES	18.3%	64	BULGARIA	13.9%	87	BOLIVIA	10.3%
17	ROMANIA	33.8%	41	BOTSWANA	18.2%	65	SIERRA LEONE	13.6%	88	CAMBODIA	10.1%
18	ECUADOR	32.9%	42	SUDAN	18.0%	66	THE GAMBIA	13.5%	89	BHUTAN	10.0%
19	IRAN	32.8%	43	NICARAGUA	17.9%	67	VIETNAM	13.4%	90	SLOVENIA	10.0%
20	UZBEKISTAN	32.7%	44	URUGUAY	17.7%	68	UGANDA	13.1%	91	SYRIAN ARAB REPUBLIC	9.8%
21	HAITI	32.0%	45	KYRGYZ REPUBLIC	17.6%	69	GEORGIA	13.0%	92	PHILIPPINES	9.5%
22	MALAWI	30.1%	46	INDONESIA	17.5%	70	TRINIDAD & TOBAGO	12.9%	93	ESTONIA	8.7%
23	RUSSIAN FEDERATION	29.7%	47	HONDURAS	17.1%	71	COLOMBIA	12.9%	94	ANGUILLA	8.5%
24	UKRAINE	27.5%	48	PARAGUAY	17.1%				95	ARGENTINA	8.4%
									96	COOK ISLANDS	8.3%



ANNUALIZED AVERAGE INFLATION RATES

Western Europe: 3.7% North America: 4.8% East Asia: 4.7% MENA: 12.2%

Eastern Europe: 24.0% Latin America: 13.0% South Asia: 12.8% Sub-Saharan Africa: 774371.2%

Northern Europe: 6.8% Oceania: 9.0% Southeast Asia: 12.8% Central Asia: 23.6%

Southern Europe: 10.3%

Rank	Country	Annualized	Rank	Country	Annualized	Rank	Country	Annualized	Rank	Country	Annualized
97	CHAD	8.0%	120	KOREA, REP. OF	6.3%	140	BOSNIA-HERZEGOVINA	5.6%	165	DENMARK	4.3%
98	PALESTINIAN TERRITORY	8.0%	121	MICRONESIA (FED. STATES OF)	6.2%	141	NIGER	5.5%	166	NORWAY	4.2%
99	WEST BANK AND GAZA	7.9%	122	GUINEA-BISSAU	6.2%	142	CUBA	5.5%	167	SENEGAL	4.2%
100	JORDAN	7.7%	123	COTE D'IVOIRE	6.1%	143	ALBANIA	5.4%	168	SAUDI ARABIA	4.1%
101	COMOROS	7.7%	124	TOGO	6.1%	144	NEW ZEALAND	5.4%	169	DOMINICA	4.0%
102	BARBADOS	7.5%	125	CONGO (BRAZZAVILLE)	6.1%	145	PORTUGAL	5.3%	170	AUSTRIA	4.0%
103	EL SALVADOR	7.2%	126	SAINT VINCENT AND THE GRENADINES	6.1%	146	PERU	5.2%	171	ISRAEL	4.0%
104	ARUBA	7.2%	127	BURKINA FASO	6.0%	147	SAINT LUCIA	5.2%	172	CAPE VERDE	4.0%
105	POLAND	7.2%	128	NETHERLANDS ANTILLES	6.0%	148	UNITED STATES	5.2%	173	GABON	4.0%
106	ARMENIA	7.1%	129	LITHUANIA	6.0%	149	CAMEROON	5.2%	174	MOROCCO	3.8%
107	CHILE	7.0%	130	SPAIN	6.0%	150	MALI	5.2%	175	ANTIGUA	3.8%
108	SAINT KITTS AND NEVIS	7.0%	131	MACEDONIA	5.9%	151	OMAN	5.1%	176	UNITED KINGDOM	3.7%
109	CENTRAL AFRICAN REPUBLIC	7.0%	132	VANUATU	5.8%	152	BELIZE	5.1%	177	CHINA	3.7%
110	FIJI	6.9%	133	GRENADA	5.8%	153	MALTA	5.0%	178	NEW CALEDONIA	3.6%
111	KUWAIT	6.9%	134	VIRGIN ISLANDS (BRITISH)	5.8%	154	CAYMAN ISLANDS	5.0%	179	MACAU	3.5%
112	BENIN	6.8%	135	LEBANON	5.7%	155	THAILAND	4.9%	180	FRANCE	3.5%
113	TUNISIA	6.6%	136	MALDIVES	5.7%	156	PANAMA	4.8%	181	GERMANY	3.2%
114	ALGERIA	6.5%	137	CZECH REPUBLIC	5.7%	157	LUXEMBOURG	4.7%	182	BAHRAIN	3.1%
115	CROATIA	6.4%	138	TURKS & CAICOS ISLANDS	5.6%	158	BAHAMAS	4.6%	183	SWEDEN	3.0%
116	AUSTRALIA	6.4%	139	CYPRUS	5.6%	159	ITALY	4.6%	184	SINGAPORE	3.0%
117	GREECE	6.4%				160	TUVALU	4.5%	185	TAIWAN	2.0%
118	KIRIBATI	6.4%				161	MALAYSIA	4.4%	186	SWITZERLAND	1.9%
119	IRELAND	6.3%				162	NETHERLANDS	4.3%	187	BRUNEI	1.3%
						163	BELGIUM	4.3%	188	HONG KONG	-0.4%
						164	CANADA	4.3%			

HOW MUCH DID IT CHANGE?

CHANGES IN ANNUALIZED INFLATION: 1990s TO 2000s

*The 2000s changes in annualized inflation rate are the percentage changes of annualized inflation rates from 1990s to 2000s for each country.

Rank	Country	Annualized	Change	Rank	Country	Annualized	Change	Rank	Country	Annualized	Change
1	CONGO (DEMOCRATIC REPUBLIC OF)	268.5%	-561.9%	34	JAMAICA	23.2%	-3.0%	66	GABON	4.0%	0.9%
2	BRAZIL	14.2%	-305.0%	35	NIGERIA	25.8%	-2.8%	67	SINGAPORE	3.0%	1.0%
3	CROATIA	6.4%	-128.1%	36	CUBA	5.5%	-2.7%	68	PARAGUAY	17.1%	1.0%
4	NICARAGUA	17.9%	-121.7%	37	CAPE VERDE	4.0%	-2.4%	69	MALI	5.2%	1.3%
5	PERU	5.2%	-106.8%	38	HONDURAS	17.1%	-2.3%	70	FRANCE	3.5%	1.6%
6	BULGARIA	13.9%	-97.5%	39	MALDIVES	5.7%	-2.0%	71	AUSTRIA	4.0%	1.6%
7	SUDAN	18.0%	-57.2%	40	JAPAN	-0.5%	-1.7%	72	DOMINICA	4.0%	1.7%
8	IRAQ	41.2%	-55.3%	41	MACAU	3.5%	-1.6%	73	TUNISIA	6.6%	1.7%
9	ARGENTINA	8.4%	-49.8%	42	CONGO (BRAZZAVILLE)	6.1%	-1.5%	74	NORWAY	4.2%	1.8%
10	POLAND	7.2%	-44.6%	43	TAIWAN	2.0%	-0.8%	75	BURKINA FASO	6.0%	1.8%
11	SURINAME	38.8%	-32.1%	44	BRUNEI	1.3%	-0.8%	76	CYPRUS	5.6%	1.8%
12	ZAMBIA	37.3%	-30.9%	45	PORTUGAL	5.3%	-0.6%	77	SPAIN	6.0%	1.8%
13	GUINEA-BISSAU	6.2%	-29.3%	46	MOROCCO	3.8%	-0.6%	78	BAHAMAS	4.6%	1.8%
14	SIERRA LEONE	13.6%	-29.1%	47	TOGO	6.1%	-0.5%	79	NIGER	5.5%	1.8%
15	URUGUAY	17.7%	-27.4%	48	SWITZERLAND	1.9%	-0.4%	80	NETHERLANDS	4.3%	1.8%
16	TURKEY	49.5%	-27.3%	49	SWEDEN	3.0%	-0.2%	81	SYRIAN ARAB REPUBLIC	9.8%	1.9%
17	ALGERIA	6.5%	-11.6%	50	BOLIVIA	10.3%	-0.0%	82	INDIA	11.4%	1.9%
18	LAOS	19.6%	-10.9%	51	THAILAND	4.9%	-0.0%	83	SAINT LUCIA	5.2%	2.0%
19	MOZAMBIQUE	22.4%	-10.4%	52	CAMEROON	5.2%	0.0%	84	CANADA	4.3%	2.1%
20	LEBANON	5.7%	-10.3%	53	VENEZUELA	46.2%	0.1%	85	MALTA	5.0%	2.1%
21	MEXICO	10.7%	-9.4%	54	SENEGAL	4.2%	0.1%	86	BELGIUM	4.3%	2.1%
22	HUNGARY	12.6%	-9.4%	55	BHUTAN	10.0%	0.2%	87	DENMARK	4.3%	2.1%
23	COLOMBIA	12.9%	-9.1%	56	GUATEMALA	14.5%	0.3%	88	UNITED STATES	5.2%	2.2%
24	TANZANIA	14.0%	-8.7%	57	COTE D'IVOIRE	6.1%	0.4%	89	BAHRAIN	3.1%	2.4%
25	LIBYA	-0.9%	-7.6%	58	UNITED KINGDOM	3.7%	0.4%	90	LUXEMBOURG	4.7%	2.5%
26	HONG KONG	-0.4%	-7.1%	59	ITALY	4.6%	0.5%	91	RWANDA	16.9%	2.6%
27	ISRAEL	4.0%	-7.1%	60	PHILIPPINES	9.5%	0.5%	92	VANUATU	5.8%	2.6%
28	VIETNAM	13.4%	-5.8%	61	MALAWI	30.1%	0.5%	93	NEPAL	12.2%	2.6%
29	ECUADOR	32.9%	-5.7%	62	KOREA, REP. OF	6.3%	0.6%	94	SOUTH AFRICA	12.6%	2.7%
30	GREECE	6.4%	-4.5%	63	GERMANY	3.2%	0.7%	95	JORDAN	7.7%	2.7%
31	CHILE	7.0%	-4.5%	64	UGANDA	13.1%	0.7%	96	FIJI	6.9%	2.8%
32	CHINA	3.7%	-3.8%	65	MALAYSIA	4.4%	0.7%	97	BELIZE	5.1%	2.8%
33	EL SALVADOR	7.2%	-3.2%					98	SAUDI ARABIA	4.1%	2.9%

THE BIGGEST MOVERS UP

1 ZIMBABWE	34845589.9%	6 DOMINICAN REP.	11.9%
2 MYANMAR	17.5%	7 SRI LANKA	11.2%
3 SEYCHELLES	16.2%	8 HAITI	10.9%
4 GHANA	13.1%	9 BURUNDI	9.6%
5 TONGA	12.2%	10 IRAN	9.5%

THE BIGGEST MOVERS DOWN

1 D.R. CONGO	-561.9%	6 BULGARIA	-97.5%
2 BRAZIL	-305.0%	7 SUDAN	-57.2%
3 CROATIA	-128.1%	8 IRAQ	-55.3%
4 NICARAGUA	-121.7%	9 ARGENTINA	-49.8%
5 PERU	-106.8%	10 POLAND	-44.6%

Rank	Country	Annualized	Change	Rank	Country	Annualized	Change	Rank	Country	Annualized	Change
99	SAINT VINCENT AND THE GRENADINES	6.1%	2.9%	128	ETHIOPIA	14.2%	7.1%	158	MONGOLIA	18.5%	
100	ARUBA	7.2%	3.1%	129	BOTSWANA	18.2%	7.4%	159	KYRGYZ REPUBLIC	17.6%	
101	NEW ZEALAND	5.4%	3.2%	130	THE GAMBIA	13.5%	8.1%	160	UNITED ARAB EMIRATES	15.0%	
102	CHAD	8.0%	3.3%	131	SOLOMON ISLANDS	19.1%	8.4%	161	AZERBAIJAN	14.5%	
103	CENTRAL AFRICAN REPUBLIC	7.0%	3.5%	132	QATAR	11.3%	8.5%	162	TURKMENISTAN	14.1%	
104	GRENADA	5.8%	3.5%	133	ICELAND	12.7%	8.6%	163	GEORGIA	13.0%	
105	SAINT KITTS AND NEVIS	7.0%	3.5%	134	IRAN	32.8%	9.5%	164	GUYANA	12.6%	
106	NETHERLANDS ANTILLES	6.0%	3.6%	135	BURUNDI	22.8%	9.6%	165	LATVIA	11.9%	
107	PANAMA	4.8%	3.7%	136	HAITI	32.0%	10.9%	166	SLOVAKIA	11.2%	
108	KUWAIT	6.9%	3.8%	137	SRI LANKA	22.3%	11.2%	167	CAMBODIA	10.1%	
109	INDONESIA	17.5%	3.8%	138	DOMINICAN REPUBLIC	26.0%	11.9%	168	SLOVENIA	10.0%	
110	AUSTRALIA	6.4%	3.9%	139	TONGA	16.6%	12.2%	169	ESTONIA	8.7%	
111	IRELAND	6.3%	4.0%	140	GHANA	39.9%	13.1%	170	ANGUILLA	8.5%	
112	LESOTHO	15.2%	4.4%	141	SEYCHELLES	18.3%	16.2%	171	COOK ISLANDS	8.3%	
113	MAURITIUS	12.2%	4.6%	142	MYANMAR	44.0%	17.5%	172	PALESTINIAN TERRITORY	8.0%	
114	BARBADOS	7.5%	4.7%	143	ZIMBABWE	34845618.0%	34845589.9%	173	WEST BANK AND GAZA	7.9%	
115	EGYPT	15.4%	5.1%	144	ANGOLA	163.7%		174	COMOROS	7.7%	
116	MADAGASCAR	21.9%	5.3%	145	BELARUS	73.1%		175	ARMENIA	7.1%	
117	EQUATORIAL GUINEA	11.7%	5.5%	146	SERBIA	52.2%		176	BENIN	6.8%	
118	NAMIBIA	15.8%	5.8%	147	ERITREA	36.9%		177	KIRIBATI	6.4%	
119	KENYA	22.7%	5.9%	148	GUINEA	35.3%		178	MICRONESIA (FED. STATES OF)	6.2%	
120	BANGLADESH	11.9%	6.2%	149	SAO TOME AND PRINCIPE	34.9%		179	LITHUANIA	6.0%	
121	COSTA RICA	23.0%	6.3%	150	TAJIKISTAN	34.5%		180	MACEDONIA	5.9%	
122	MAURITANIA	12.8%	6.5%	151	ROMANIA	33.8%		181	VIRGIN ISLANDS (BRITISH)	5.8%	
123	PAKISTAN	16.3%	6.6%	152	UZBEKISTAN	32.7%		182	CZECH REPUBLIC	5.7%	
124	TRINIDAD & TOBAGO	12.9%	6.7%	153	RUSSIAN FEDERATION	29.7%		183	TURKS & CAICOS ISLANDS	5.6%	
125	SWAZILAND	16.4%	6.9%	154	UKRAINE	27.5%		184	BOSNIA-HERZEGOVINA	5.6%	
126	PAPUA NEW GUINEA	15.6%	6.9%	155	MOLDOVA	24.8%		185	ALBANIA	5.4%	
127	SAMOA	11.8%	7.1%	156	YEMEN	22.4%					
				157	KAZAKHSTAN	19.2%					

THE HANKE-KRUS WORLD INFLATION TABLE: 2000s

Rank	Country	Cumulative Inflation	Annualized	Change	2009 Value of Monetary Unit (1999 = 1)	Rank	Country	Cumulative Inflation	Annualized	Change	2009 Value of Monetary Unit (1999 = 1)
1	ZIMBABWE	513,744,384,298,356,000,000,000,000,000.0%	34,845,618.0%	34,845,589.9%	0.00	46	INDONESIA	124.1%	17.5%	3.8%	0.45
2	CONGO (DEMOCRATIC REPUBLIC OF)	67,862.7%	268.5%	-561.9%	0.00	47	HONDURAS	120.4%	17.1%	-2.3%	0.45
3	ANGOLA	12,663.0%	163.7%		0.01	48	PARAGUAY	120.2%	17.1%	1.0%	0.45
4	BELARUS	1,453.9%	73.1%		0.06	49	RWANDA	117.9%	16.9%	2.6%	0.46
5	SERBIA	716.0%	52.2%		0.12	50	TONGA	115.3%	16.6%	12.2%	0.46
6	TURKEY	646.3%	49.5%	-27.3%	0.13	51	SWAZILAND	113.3%	16.4%	6.9%	0.47
7	VENEZUELA	567.7%	46.2%	0.1%	0.15	52	PAKISTAN	112.9%	16.3%	6.6%	0.47
8	MYANMAR	518.6%	44.0%	17.5%	0.16	53	NAMIBIA	108.0%	15.8%	5.8%	0.48
9	IRAQ	462.0%	41.2%	-55.3%	0.18	54	PAPUA NEW GUINEA	106.1%	15.6%	6.9%	0.49
10	GHANA	435.5%	39.9%	13.1%	0.19	55	EGYPT	104.7%	15.4%	5.1%	0.49
11	SURINAME	414.7%	38.8%	-32.1%	0.19	56	LESOTHO	102.5%	15.2%	4.4%	0.49
12	ZAMBIA	387.5%	37.3%	-30.9%	0.21	57	UNITED ARAB EMIRATES	101.4%	15.0%		0.50
13	ERITREA	380.8%	36.9%		0.21	58	GUATEMALA	96.8%	14.5%	0.3%	0.51
14	GUINEA	354.0%	35.3%		0.22	59	AZERBAIJAN	96.8%	14.5%		0.51
15	SAO TOME AND PRINCIPE	347.2%	34.9%		0.22	60	BRAZIL	94.0%	14.2%	-305.0%	0.52
16	TAJIKISTAN	340.3%	34.5%		0.23	61	ETHIOPIA	94.0%	14.2%	7.1%	0.52
17	ROMANIA	329.3%	33.8%		0.23	62	TURKMENISTAN	93.0%	14.1%		0.52
18	ECUADOR	314.3%	32.9%	-5.7%	0.24	63	TANZANIA	92.9%	14.0%	-8.7%	0.52
19	IRAN	312.9%	32.8%	9.5%	0.24	64	BULGARIA	92.0%	13.9%	-97.5%	0.52
20	UZBEKISTAN	310.8%	32.7%		0.24	65	SIERRA LEONE	88.8%	13.6%	-29.1%	0.53
21	HAITI	300.1%	32.0%	10.9%	0.25	66	THE GAMBIA	88.3%	13.5%	8.1%	0.53
22	MALAWI	272.8%	30.1%	0.5%	0.27	67	VIETNAM	87.6%	13.4%	-5.8%	0.53
23	RUSSIAN FEDERATION	267.4%	29.7%		0.27	68	UGANDA	85.2%	13.1%	0.7%	0.54
24	UKRAINE	236.5%	27.5%		0.30	69	GEORGIA	83.9%	13.0%		0.54
25	DOMINICAN REPUBLIC	218.1%	26.0%	11.9%	0.31	70	TRINIDAD & TOBAGO	83.5%	12.9%	6.7%	0.55
26	NIGERIA	214.8%	25.8%	-2.8%	0.32	71	COLOMBIA	83.4%	12.9%	-9.1%	0.55
27	MOLDOVA	203.1%	24.8%		0.33	72	MAURITANIA	82.8%	12.8%	6.5%	0.55
28	JAMAICA	184.2%	23.2%	-3.0%	0.35	73	ICELAND	82.2%	12.7%	8.6%	0.55
29	COSTA RICA	181.1%	23.0%	6.3%	0.36	74	GUYANA	81.2%	12.6%		0.55
30	BURUNDI	178.7%	22.8%	9.6%	0.36	75	HUNGARY	80.9%	12.6%	-9.4%	0.55
31	KENYA	177.8%	22.7%	5.9%	0.36	76	SOUTH AFRICA	80.6%	12.6%	2.7%	0.55
32	YEMEN	174.8%	22.4%		0.36	77	MAURITIUS	78.1%	12.2%	4.6%	0.56
33	MOZAMBIQUE	174.3%	22.4%	-10.4%	0.36	78	NEPAL	77.9%	12.2%	2.6%	0.56
34	SRI LANKA	174.0%	22.3%	11.2%	0.36	79	LATVIA	75.3%	11.9%		0.57
35	MADAGASCAR	168.6%	21.9%	5.3%	0.37	80	BANGLADESH	75.3%	11.9%	6.2%	0.57
36	LAOS	145.2%	19.6%	-10.9%	0.41	81	SAMOA	74.5%	11.8%	7.1%	0.57
37	KAZAKHSTAN	140.2%	19.2%		0.42	82	EQUATORIAL GUINEA	73.6%	11.7%	5.5%	0.58
38	SOLOMON ISLANDS	139.4%	19.1%	8.4%	0.42	83	INDIA	71.5%	11.4%	1.9%	0.58
39	MONGOLIA	133.8%	18.5%		0.43	84	QATAR	71.1%	11.3%	8.5%	0.58
40	SEYCHELLES	131.3%	18.3%	16.2%	0.43	85	SLOVAKIA	70.0%	11.2%		0.59
41	BOTSWANA	130.6%	18.2%	7.4%	0.43	86	MEXICO	66.0%	10.7%	-9.4%	0.60
42	SUDAN	128.9%	18.0%	-57.2%	0.44	87	BOLIVIA	62.9%	10.3%	-0.0%	0.61
43	NICARAGUA	127.9%	17.9%	-121.7%	0.44	88	CAMBODIA	61.6%	10.1%		0.62
44	URUGUAY	125.9%	17.7%	-27.4%	0.44	89	BHUTAN	61.0%	10.0%	0.2%	0.62
45	KYRGYZ REPUBLIC	124.5%	17.6%		0.45	90	SLOVENIA	60.8%	10.0%		0.62
						91	SYRIAN ARAB REPUBLIC	59.6%	9.8%	1.9%	0.63

Rank	Country	Cumulative Inflation	Annualized	Change	2009 Value of Monetary Unit (1999 = 1)	Rank	Country	Cumulative Inflation	Annualized	Change	2009 Value of Monetary Unit (1999 = 1)
92	PHILIPPINES	57.2%	9.5%	0.5%	0.64	135	LEBANON	32.2%	5.7%	-10.3%	0.76
93	ESTONIA	52.0%	8.7%		0.66	136	MALDIVES	32.2%	5.7%	-2.0%	0.76
94	ANGUILLA	50.0%	8.5%		0.67	137	CZECH REPUBLIC	31.7%	5.7%		0.76
95	ARGENTINA	123.2%	8.4%	-49.8%	0.45	138	TURKS & CAICOS ISLANDS	31.6%	5.6%		0.76
96	COOK ISLANDS	49.0%	8.3%		0.67	139	CYPRUS	31.5%	5.6%	1.8%	0.76
97	CHAD	46.9%	8.0%	3.3%	0.68	140	BOSNIA-HERZEGOVINA	31.3%	5.6%		0.76
98	PALESTINIAN TERRITORY	46.7%	8.0%		0.68	141	NIGER	30.9%	5.5%	1.8%	0.76
99	WEST BANK AND GAZA	46.2%	7.9%		0.68	142	CUBA	30.7%	5.5%	-2.7%	0.76
100	JORDAN	45.0%	7.7%	2.7%	0.69	143	ALBANIA	30.3%	5.4%		0.77
101	COMOROS	44.6%	7.7%		0.69	144	NEW ZEALAND	29.8%	5.4%	3.2%	0.77
102	BARBADOS	43.8%	7.5%	4.7%	0.70	145	PORTUGAL	29.2%	5.3%	-0.6%	0.77
103	EL SALVADOR	41.6%	7.2%	-3.2%	0.71	146	PERU	29.1%	5.2%	-106.8%	0.77
104	ARUBA	41.5%	7.2%	3.1%	0.71	147	SAINT LUCIA	29.0%	5.2%	2.0%	0.78
105	POLAND	41.5%	7.2%	-44.6%	0.71	148	UNITED STATES	28.8%	5.2%	2.2%	0.78
106	ARMENIA	41.1%	7.1%		0.71	149	CAMEROON	28.8%	5.2%	0.0%	0.78
107	CHILE	40.6%	7.0%	-4.5%	0.71	150	MALI	28.6%	5.2%	1.3%	0.78
108	SAINT KITTS AND NEVIS	40.5%	7.0%	3.5%	0.71	151	OMAN	28.0%	5.1%		0.78
109	CENTRAL AFRICAN REPUBLIC	40.2%	7.0%	3.5%	0.71	152	BELIZE	28.0%	5.1%	2.8%	0.78
110	FIJI	39.7%	6.9%	2.8%	0.72	153	MALTA	27.9%	5.0%	2.1%	0.78
111	KUWAIT	39.4%	6.9%	3.8%	0.72	154	CAYMAN ISLANDS	27.6%	5.0%		0.78
112	BENIN	38.8%	6.8%		0.72	155	THAILAND	27.2%	4.9%	-0.0%	0.79
113	TUNISIA	37.5%	6.6%	1.7%	0.73	156	PANAMA	26.4%	4.8%	3.7%	0.79
114	ALGERIA	37.1%	6.5%	-11.6%	0.73	157	LUXEMBOURG	26.0%	4.7%	2.5%	0.79
115	CROATIA	36.6%	6.4%	-128.1%	0.73	158	BAHAMAS	25.3%	4.6%	1.8%	0.80
116	AUSTRALIA	36.6%	6.4%	3.9%	0.73	159	ITALY	25.1%	4.6%	0.5%	0.80
117	GREECE	36.5%	6.4%	-4.5%	0.73	160	TUVALU	24.5%	4.5%		0.80
118	KIRIBATI	36.2%	6.4%		0.73	161	MALAYSIA	24.1%	4.4%	0.7%	0.81
119	IRELAND	36.0%	6.3%	4.0%	0.74	162	NETHERLANDS	23.3%	4.3%	1.8%	0.81
120	KOREA, REP. OF	35.9%	6.3%	0.6%	0.74	163	BELGIUM	23.2%	4.3%	2.1%	0.81
121	MICRONESIA (FED. STATES OF)	35.4%	6.2%		0.74	164	CANADA	23.2%	4.3%	2.1%	0.81
122	GUINEA-BISSAU	35.2%	6.2%	-29.3%	0.74	165	DENMARK	23.2%	4.3%	2.1%	0.81
123	COTE D'IVOIRE	34.5%	6.1%	0.4%	0.74	166	NORWAY	22.9%	4.2%	1.8%	0.81
124	TOGO	34.3%	6.1%	-0.5%	0.74	167	SENEGAL	22.7%	4.2%	0.1%	0.81
125	CONGO (BRAZZA-VILLE)	34.3%	6.1%	-1.5%	0.74	168	SAUDI ARABIA	22.4%	4.1%	2.9%	0.82
126	SAINT VINCENT AND THE GRENADINES	34.2%	6.1%	2.9%	0.75	169	DOMINICA	21.8%	4.0%	1.7%	0.82
127	BURKINA FASO	34.1%	6.0%	1.8%	0.75	170	AUSTRIA	21.8%	4.0%	1.6%	0.82
128	NETHERLANDS ANTILLES	34.0%	6.0%	3.6%	0.75	171	ISRAEL	21.8%	4.0%	-7.1%	0.82
129	LITHUANIA	34.0%	6.0%		0.75	172	CAPE VERDE	21.4%	4.0%	-2.4%	0.82
130	SPAIN	33.8%	6.0%	1.8%	0.75	173	GABON	21.4%	4.0%	0.9%	0.82
131	MACEDONIA	33.0%	5.9%		0.75	174	MOROCCO	20.6%	3.8%	-0.6%	0.83
132	VANUATU	32.7%	5.8%	2.6%	0.75	175	ANTIGUA	20.2%	3.8%		0.83
133	GRENADA	32.4%	5.8%	3.5%	0.76	176	UNITED KINGDOM	20.0%	3.7%	0.4%	0.83
134	VIRGIN ISLANDS (BRITISH)	32.3%	5.8%		0.76	177	CHINA	19.8%	3.7%	-3.8%	0.83
						178	NEW CALEDONIA	19.1%	3.6%		0.84
						179	MACAU	18.8%	3.5%	-1.6%	0.84
						180	FRANCE	18.7%	3.5%	1.6%	0.84
						181	GERMANY	17.1%	3.2%	0.7%	0.85

Copyright 2013 by the authors. This work may be reproduced provided that no fee is charged and the original source is properly credited.

Designed by: Wednesday Trotto
www.Wednesday.is