

An Index of Freedom in the World

*Ian Vásquez and Tanja Štumberger**

Using available data, we have created an index that we believe is a reasonable, early attempt at measuring freedom around the world. As a result of the Fraser Institute's decades-long work to define and measure economic freedom, a tremendous amount of progress has been made in understanding the concept of economic freedom and its contribution to human well-being.¹ Building on that work, this paper attempts to devise a broader measure of human liberty that also includes indicators of civil and other liberties.

No such index currently exists, at least not one that is comprehensive and consistent with a classical liberal perspective. The purpose for engaging in this exercise is to more carefully explore what we mean by freedom, and to better understand its relationship to any number of social and economic phenomena. Just as important, this research could improve our appreciation of the way in which various freedoms—economic, civil, and political—relate to one another. To the extent possible, we will be able to observe those relationships through time, even if at first the time frame is limited.

We are under no illusion that this is an ideal index of what it purports to measure (league tables rarely are), but it helps us get closer to our goal. Our hope is that the current paper will stimulate a more focused discussion about the suitability of the data and about a sensible approach to their use. The paper is organized as follows: a description of the concept measured and methodology; a justification and description of the data used; results and preliminary findings.

* Ian Vásquez is director of the Center for Global Liberty and Prosperity at the Cato Institute. Tanja Štumberger is a senior fellow at the Atlas Economic Research Foundation.

1 The culmination of that work is the annual *Economic Freedom of the World* report published by the Fraser Institute and co-authored by James Gwartney and Robert Lawson (and now also by Joshua Hall); the report has spawned an extensive research literature. For a more comprehensive view on the economic freedom research, see <www.freetheworld.com>.

Overall concept and approach

In constructing this index, we use indicators that are as consistent as possible with the concept of negative liberty: the absence of coercive constraint on the individual. We do not attempt to measure positive freedom, however desirable such may be, nor do we measure so-called “claim freedoms,” which often become government-imposed attempts at realizing positive freedoms (e.g., the “right” or freedom to have a job or housing).² As Isaiah Berlin, Friedrich Hayek, and others have noted, calling other good or desirable things such as wealth “freedom” merely causes confusion.³

This index of freedom also does not incorporate measures of democracy or “political freedom.” The reason is that democracy describes a “power relationship,” to use Fred McMahon’s term, in which freedom may increase or decrease depending on the collective decisions of the elected government. Democracy may be more consistent than other forms of government at safeguarding freedom, but it is not freedom, nor does it necessarily guarantee freedom.⁴ The relationship between democracy and freedom is of crucial interest to all advocates of liberty, which is all the more reason to establish an independent measure of freedom. In the final section of this paper, we look at the correlation of our index of freedom with democracy.

Our criteria in selecting data for the index follow that used by the Economic Freedom of the World Project. The data come from credible third-party sources and are not generated by the authors; the index is as transparent as possible on methodology and on sources; and the report covers as large a number of countries over as long a time period as was possible given the data available. In general, we measure official restrictions on freedom, although some measures capture social or non-official violations of liberty (e.g., violence or conflict measures).

The index of freedom is constructed as follows. We combine economic freedom measures from the *Economic Freedom of the World* (EFW) index with measures of what we somewhat imprecisely call civil or personal freedoms. The economic freedom index and the personal freedom index we devise each receive half the weight in the overall index. A description of the EF ratings and EF index methodology

-
- 2 This topic, and the justification for relying on the concept of negative freedom, is discussed at length in McMahon, 2010.
 - 3 See McMahon, 2010. See also Palmer, 2009, especially chapter 2 (pp. 13-32), “Freedom Properly Understood,” in which he critiques Amartya Sen’s capability approach to defining freedom; and Chauffour, 2009, ch. 2.
 - 4 See again McMahon, 2010, for a fuller discussion of this point.

can be found in the EFW annual reports (Gwartney, Hall, and Lawson, 2010). The following is a description of the personal freedom measure and methodology.

For the personal freedom sub-index, we use 34 variables covering 123 countries for the year 2008, and for a minority of variables we use a more recent year if earlier data were not available. In selecting the countries we limited ourselves to those that are presented in the EFW. In selecting time periods, we would have liked to have used data from at least two periods separated by five or more years to track changes in the level of freedom over time (as we did in a preliminary index that used less extensive data (Vásquez and Štumberger, 2011)), but doing so would be of limited value since almost half of the data we use in the current index was not available for most countries prior to 2008, the earliest year for which we felt we could produce a robust enough index.

The index is divided into four categories: 1) Security and Safety; 2) Freedom of Movement; 3) Freedom of Expression; and 4) Relationship Freedoms. Table 1 outlines the categories and the subcategories. Each indicator is rated on a 0 to 10 scale, with 10 representing the most freedom. We average the variables in each category to produce an average for each of the four categories. We then average the category ratings to produce a final rating on the personal freedom index. To produce the overall freedom index we then average final country ratings of the economic and the personal freedom indexes. The overall freedom index is thus derived from a total of 76 distinct variables (42 from the EF index and 34 from the personal freedom index).

What we measure

We have tried to capture the degree to which people are free to enjoy the major civil liberties—freedom of speech, religion, and association and assembly—in each country in our survey. In addition, we include indicators of crime and violence, freedom of movement, and legal discrimination against homosexuals. We also include six variables pertaining to women’s freedom that are found in various categories of the index. (For an overview of the sources of our data, see the table in Appendix A.) We would have liked to have included other important variables, such as drug and alcohol prohibition, but we found no reliable data sources. In the case of drug use and alcohol consumption restrictions, we discovered that constructing our own such data set would be an especially ambitious and rather complex task better left for the future. The following is a brief description and justification of the data we use. For a more detailed description of the data sources, what they measure, and their methodology, see appendix B.

Table 1: Structure of the Personal Freedom Index

I. Security and safety

- A. Government's threat to a person
 - 1. Extrajudicial killings
 - 2. Torture
 - 3. Political imprisonment
 - 4. Disappearances
- B. Society's threat to a person
 - 1. Intensity of violent conflicts
 - 2. Level of organized conflict (internal)
 - 3. Female genital mutilation
 - 4. Son preference
 - 5. Homicide
 - 6. Human trafficking
 - 7. Sexual violence
 - 8. Assault
 - 9. Level of perceived criminality
- C. Threat to private property
 - 1. Theft
 - 2. Burglary
 - 3. Inheritance
- D. Threat to foreigners

II. Movement

- A. Forcibly displaced populations
- B. Freedom of foreign movement
- C. Freedom of domestic movement
- D. Women's freedom of movement

III. Expression

- A. Press killings
- B. Freedom of speech
- C. Laws and regulations that influence media content
- D. Political pressures and controls on media content
- E. Dress code in public

IV. Relationship freedoms

- A. Freedom of assembly and association
- B. Parental authority
- C. Government restrictions on religion
- D. Social hostility toward religion
- E. Male-to-male relationships
- F. Female-to-female relationships
- G. Age of consent for homosexual couples
- H. Adoption by homosexuals

Security and Safety

Personal safety and physical security from harm is a basic indicator or condition of freedom.⁵ The provision of domestic and national security is also a service that most classical liberals consider a proper function of government. We mainly try to measure the degree to which people who have not violated the equal rights of others are in their body or property physically threatened, assaulted, imprisoned, kidnapped or killed, or are otherwise insecure in their safety.

The first component of this category—government’s threat to a person—is composed of indicators of the following human rights violations: extrajudicial killings, torture, political imprisonment, and disappearances. The first two regard violations by government officials or by “private individuals at the instigation of government officials.” The last measure refers to politically motivated disappearances.

The next component—society’s threat to a person—rates armed conflicts and crime. Nine indicators make up this component. The first two indicators measure the extent to which war or armed conflict with internal or external aggressors impinges on personal freedom in observed countries. For each country, we calculate battle-related deaths per one million people as a measure of the intensity of violent conflict. For the level of organized conflict indicator, we use a “qualitative assessment of the intensity of conflicts within” each country used by the *Global Peace Index*, but derived by the Economist Intelligence Unit (EIU).

A high level of crime in society reduces personal freedom. The remaining seven indicators in this component mainly measure transgressions resulting in bodily harm or loss of life. Here we ignore a possible valid objection to the use of crime statistics (that there is no standardized reporting of crime, nor do the statistics necessarily reflect the true level of crime due to under- or mis-reporting). We also ignore optimal-level-of-crime considerations or any account of the use of public resources to provide a public good intended to enhance freedom, but that by its nature (taxation) represents a reduction in freedom. This concern applies to our entire index.⁶

Female genital mutilation measures the prevalence of such among the population of women in a given country. Son preference is an indicator of the number of “missing women” in a country, typically due to

-
- 5 The rule of law can be considered as supportive of, consistent with, or even as a proxy of, safety and security or other components of the personal freedom index. We do not include it, however, as a measure of rule of law is already included in the economic freedom index.
- 6 Fred McMahon brings up the problem of “how restrictions on freedom that are designed to enhance freedom should be measured” in the brief, “Some Issues Concerning the Scope of a Freedom Measure,” presented in a colloquium in Potsdam, Germany, June 2010 organized by the Friedrich Naumann Foundation.

sex-selective abortions and infanticide of females. Homicide is calculated as murders per 100,000 population. Human trafficking gauges the rate per 100,000 population of “the recruitment, transport, transfer, harboring or receipt of a person by such means as threat or use of force or other forms of coercion, of abduction, of fraud or deception for the purpose of exploitation.”⁷ The sexual violence indicator refers to rape and sexual assault, while the assault measure refers to all other forms of assault that result in bodily harm short of death. Finally, we use an indicator from the EIU that provides a qualitative assessment of the level of perceived criminality.

The final two components in this category are the threat to private property and the threat to foreigners. The first of the two components includes indicators of theft and burglary, which are self-explanatory, and inheritance, which measures whether the practice favors male heirs. The last component is a qualitative assessment by the EIU that measures “societies’ and governments’ attitude to foreigners and their investments,” an indicator of the level of freedom not just of foreigners but also of nationals who wish to peacefully interact with them.

One indicator we did not include because of a lack of agreement rather than a lack of data was capital punishment. One of us—Tanja Štumberger—believes that it should be included; one of us—Ian Vásquez—does not. The argument in favor of its inclusion is that the government should never be given the power to take away a person’s life, at least not in the case of a crime for which a judicial process was held and the defendant convicted (a national military killing in the case of legitimate self-defense is a different matter). State power exercised in this way is itself a huge transgression of rights. The other view opposes capital punishment as a poor policy because the judicial process cannot be counted on even in the most civilized countries to always avoid making mistakes that result in the death penalty being imposed on an innocent person. However, that efficiency argument is different from one that claims that it is unjust to take away one’s life as punishment for committing a most heinous crime. Because this index attempts to measure the extent of negative liberty and actual transgressions against it—rather than merely good or bad policy—capital punishment should not be included here according to this view. We have looked for guidance in the classical liberal literature and among contemporary liberal thinkers and it is not clear that there is any settled liberal opinion on the matter. We have thus left this indicator out of the index for the time being

7 United Nations Office on Drugs and Crime. This data refers to the country in which trafficking is detected. Note that this definition does not include human smuggling, which involves consent.

and encourage a vigorous discussion about whether capital punishment, meted out as a result of due process, is in and of itself an infringement of liberty, the latter consideration being a criterion both authors agree all indicators in this study must meet.

Movement

Here we attempt to capture government impositions or restrictions on people's freedom to move about their country or to leave it. The first indicator, forcibly displaced populations, takes into account the country source of refugees and the number of internally displaced persons in the same country. Data from the *World Refugee Survey* was used to calculate the rating in the following way: If 10 percent or more of the population was displaced, then the country scored 0. If no persons were displaced, then the country scored 10; other countries are in between.

The next two indicators measure freedom of domestic and foreign movement (i.e., freedom to leave the country), while the last indicator in this category, women's freedom of movement, measures the extent to which women can "move freely outside of the house."

Expression

Five indicators make up the Freedom of Expression category of the index. Press killings refer to murders of journalists "in retribution for, or to prevent, news coverage or commentary" and journalists killed on dangerous assignments as documented by the Committee to Protect Journalists. The number of killings per country was converted into a 0-10 scale, where 5 was a cut-off (meaning that every country that documented 5 or more killings that year received a rating of 0, while the countries with 0 killings received a rating of 10; the countries with 1 through 4 killings received corresponding values on a 0-10 scale). The freedom of speech indicator measures the extent to which speech or expression, including the press, music, and art, are affected by government ownership of the media or censorship. It is based on an evaluation by the *CIRI Human Rights Data Project*.

The third indicator, laws and regulations that influence media content, is an assessment by Freedom House of the legal environment that governments can use to "restrict the media's ability to operate." The next measure is a Freedom House assessment of the political environment's influence on the media, namely, political pressure over news and editorial content. It also evaluates "the vibrancy of the media and the diversity of news available within each country," and indicators of violence against journalists. There is some overlap of coverage among the above four components of this category. Lastly, the dress code in public variable gauges the extent to which women are obligated to wear a veil in public.

Relationship freedoms

Here we measure what we broadly categorize as freedoms to have relationships with others and of the kind not covered above. Nine indicators make up this category. The first measure refers to the standard understanding of freedom of association and assembly, including the freedom to form political parties, trade unions, and to organize public demonstrations. Parental authority refers to the extent to which women have equal rights based in law and custom regarding “legal guardianship of a child during a marriage and custody rights over a child after divorce.”

The next two indicators on freedom of religion are drawn from *the Pew Forum on Religion and Public Life*. The first measures government restrictions on religion (practices and beliefs) and the second measures non-official or social hostility “that effectively hinder the religious activities of the targeted individuals or groups.” This second measure probably does reduce the liberty of certain people to practice religion, but its inclusion in the index is debatable depending on what is meant by a “hostile act” according to Pew; some acts may deter people from behaving in a certain way but may be consistent with freedom of expression, for example. Note also that we’ve slightly modified the Pew index, excluding two categories that did not measure actual freedoms or would have been redundant in our own index.⁸

The last four indicators measure the freedom of homosexuals to establish relationships. The male-to-male relationship indicator gauges the extent to which sexual relationships between men are legal; the female-to-female indicator gauges the same for relationships between women. The age of consent indicator measures whether such laws are equal for heterosexual and homosexual couples. Lastly, we measure the extent to which it is legal for homosexual couples to adopt children.

Results and preliminary findings

Table 2 gives the ratings of the personal freedom index for 2008. The table includes the economic freedom ratings and the ratings and rankings of the overall freedom index. For the ratings for all countries of all categories and measures that make up the personal freedom index, see appendix C.

The resulting personal freedom index and overall freedom index looks about right in that most countries fall into the spectrum of freedom that would be generally expected. The top three jurisdictions in the freedom

8 The two Pew categories our index excludes are: a) government restrictions on religion question #1: “Does the constitution, or law that functions in the place of a constitution (basic law), specifically provide for ‘freedom of religion’ or include language used in Article 18 of the United Nations Universal Declaration of Human Rights?” and b) social hostility question #4: “Were religion-related terrorist groups active in the country?”

Table 2: Freedom Index and Sub-Indexes

| | Personal Freedom | Economic Freedom | Freedom Index | |
|----|--------------------------|------------------|---------------|------|
| 1 | New Zealand | 9.2 | 8.22 | 8.73 |
| 2 | Netherlands | 9.5 | 7.45 | 8.47 |
| 3 | Hong Kong | 7.8 | 9.02 | 8.39 |
| 4 | Australia | 8.8 | 7.83 | 8.33 |
| 5 | Canada | 8.7 | 7.92 | 8.33 |
| 6 | Ireland | 9.0 | 7.68 | 8.33 |
| 7 | United States of America | 8.7 | 7.93 | 8.30 |
| 8 | Denmark | 8.9 | 7.71 | 8.30 |
| 9 | Japan | 9.2 | 7.38 | 8.28 |
| 10 | Estonia | 8.9 | 7.65 | 8.28 |
| 11 | Switzerland | 8.6 | 7.96 | 8.26 |
| 12 | Norway | 9.2 | 7.34 | 8.26 |
| 13 | Finland | 8.8 | 7.54 | 8.16 |
| 14 | Austria | 8.7 | 7.59 | 8.13 |
| 15 | Luxembourg | 8.7 | 7.53 | 8.12 |
| 16 | Chile | 8.2 | 7.99 | 8.12 |
| 17 | Iceland | 9.0 | 7.16 | 8.10 |
| 18 | United Kingdom | 8.4 | 7.78 | 8.08 |
| 19 | Slovakia | 8.6 | 7.57 | 8.07 |
| 20 | Costa Rica | 8.8 | 7.35 | 8.05 |
| 21 | El Salvador | 8.5 | 7.58 | 8.04 |
| 22 | Uruguay | 9.4 | 6.67 | 8.03 |
| 23 | Spain | 8.8 | 7.19 | 8.00 |
| 24 | Albania | 8.6 | 7.38 | 7.98 |
| 25 | Portugal | 8.9 | 7.08 | 7.97 |
| 26 | Bahamas | 8.8 | 7.08 | 7.94 |
| 27 | Malta | 8.8 | 7.06 | 7.94 |
| 28 | Panama | 8.5 | 7.32 | 7.92 |
| 29 | Sweden | 8.6 | 7.26 | 7.91 |
| 30 | Mauritius | 8.1 | 7.61 | 7.88 |
| 31 | Hungary | 8.4 | 7.39 | 7.87 |
| 32 | Belgium | 8.5 | 7.14 | 7.83 |
| 33 | France | 8.4 | 7.20 | 7.78 |
| 34 | Czech Republic | 8.7 | 6.88 | 7.78 |
| 35 | Germany | 8.0 | 7.47 | 7.75 |
| 36 | Guatemala | 8.3 | 7.15 | 7.73 |
| 37 | Poland | 8.6 | 6.88 | 7.73 |
| 38 | Peru | 8.0 | 7.36 | 7.68 |
| 39 | Singapore | 6.6 | 8.75 | 7.67 |
| 40 | Italy | 8.5 | 6.75 | 7.62 |
| 41 | Lithuania | 8.2 | 7.03 | 7.61 |
| 42 | Bulgaria | 8.0 | 7.18 | 7.60 |

| | Personal Freedom | Economic Freedom | Freedom Index | |
|----|----------------------|------------------|---------------|------|
| 43 | Slovenia | 8.5 | 6.61 | 7.56 |
| 44 | Korea, Republic of | 7.7 | 7.33 | 7.53 |
| 45 | Cyprus | 7.6 | 7.50 | 7.53 |
| 46 | Jamaica | 8.0 | 6.97 | 7.48 |
| 47 | Taiwan | 7.4 | 7.56 | 7.48 |
| 48 | Latvia | 7.9 | 6.98 | 7.44 |
| 49 | Papua New Guinea | 7.8 | 6.94 | 7.39 |
| 50 | Brazil | 8.5 | 6.18 | 7.35 |
| 51 | Haiti | 8.0 | 6.68 | 7.34 |
| 52 | Honduras | 7.5 | 7.12 | 7.31 |
| 53 | Nicaragua | 7.8 | 6.85 | 7.30 |
| 54 | Paraguay | 7.9 | 6.62 | 7.27 |
| 55 | Ghana | 7.3 | 7.17 | 7.23 |
| 56 | Argentina | 8.4 | 6.01 | 7.22 |
| 57 | Croatia | 7.9 | 6.54 | 7.20 |
| 58 | Thailand | 7.3 | 7.06 | 7.17 |
| 59 | Guyana | 7.6 | 6.74 | 7.16 |
| 60 | Trinidad and Tobago | 7.5 | 6.78 | 7.13 |
| 61 | Fiji | 7.7 | 6.56 | 7.11 |
| 62 | Namibia | 7.6 | 6.61 | 7.10 |
| 63 | Belize | 7.5 | 6.72 | 7.09 |
| 64 | Bolivia | 8.0 | 6.15 | 7.07 |
| 65 | Greece | 7.1 | 6.92 | 7.03 |
| 66 | Romania | 7.6 | 6.43 | 7.03 |
| 67 | Philippines | 7.3 | 6.76 | 7.02 |
| 68 | Mexico | 7.1 | 6.88 | 7.00 |
| 69 | South Africa | 7.3 | 6.55 | 6.94 |
| 70 | Madagascar | 7.5 | 6.28 | 6.88 |
| 71 | Botswana | 6.8 | 6.89 | 6.85 |
| 72 | Dominican Republic | 7.5 | 6.22 | 6.84 |
| 73 | Ecuador | 7.6 | 6.04 | 6.80 |
| 74 | Bahrain | 6.3 | 7.23 | 6.74 |
| 75 | Oman | 6.0 | 7.50 | 6.74 |
| 76 | Barbados | 7.4 | 5.97 | 6.68 |
| 77 | Mali | 7.2 | 6.15 | 6.66 |
| 78 | Zambia | 6.1 | 7.27 | 6.66 |
| 79 | Ukraine | 7.5 | 5.46 | 6.49 |
| 80 | Rwanda | 6.3 | 6.61 | 6.44 |
| 81 | Colombia | 6.6 | 6.24 | 6.41 |
| 82 | Jordan | 5.6 | 7.18 | 6.38 |
| 83 | Turkey | 5.8 | 6.91 | 6.37 |
| 84 | Indonesia | 6.2 | 6.49 | 6.36 |
| 85 | Kuwait | 5.2 | 7.50 | 6.35 |
| 86 | United Arab Emirates | 5.2 | 7.45 | 6.31 |

| | | Personal Freedom | Economic Freedom | Freedom Index |
|-----|-------------------------------|------------------|------------------|---------------|
| 87 | Benin | 7.1 | 5.49 | 6.27 |
| 88 | Malawi | 6.6 | 5.95 | 6.27 |
| 89 | Russia | 5.9 | 6.57 | 6.25 |
| 90 | Guinea-Bissau | 7.4 | 4.93 | 6.15 |
| 91 | Kenya | 5.2 | 7.00 | 6.12 |
| 92 | India | 5.6 | 6.48 | 6.06 |
| 93 | Morocco | 5.8 | 6.29 | 6.04 |
| 94 | Uganda | 4.9 | 7.15 | 6.00 |
| 95 | Tanzania | 6.0 | 5.94 | 5.96 |
| 96 | Egypt | 5.0 | 6.82 | 5.93 |
| 97 | Nepal | 6.3 | 5.44 | 5.89 |
| 98 | Senegal | 6.2 | 5.56 | 5.88 |
| 99 | Malaysia | 5.0 | 6.71 | 5.84 |
| 100 | China | 5.1 | 6.44 | 5.76 |
| 101 | Congo, Republic of | 6.7 | 4.77 | 5.73 |
| 102 | Niger | 6.1 | 5.35 | 5.71 |
| 103 | Sierra Leone | 6.0 | 5.37 | 5.68 |
| 104 | Nigeria | 5.4 | 5.93 | 5.68 |
| 105 | Israel | 4.4 | 6.86 | 5.60 |
| 106 | Togo | 5.5 | 5.62 | 5.54 |
| 107 | Gabon | 5.4 | 5.64 | 5.54 |
| 108 | Cote d'Ivoire | 5.3 | 5.67 | 5.48 |
| 109 | Venezuela | 6.5 | 4.35 | 5.42 |
| 110 | Tunisia | 4.7 | 6.00 | 5.36 |
| 111 | Bangladesh | 4.7 | 5.95 | 5.31 |
| 112 | Central African Republic | 5.2 | 5.16 | 5.18 |
| 113 | Chad | 4.8 | 5.35 | 5.07 |
| 114 | Cameroon | 4.2 | 5.86 | 5.03 |
| 115 | Burundi | 5.2 | 4.65 | 4.93 |
| 116 | Iran | 3.6 | 6.08 | 4.83 |
| 117 | Algeria | 4.5 | 5.02 | 4.77 |
| 118 | Congo, Democratic Republic of | 4.7 | 4.84 | 4.76 |
| 119 | Syria | 4.3 | 5.07 | 4.67 |
| 120 | Sri Lanka | 3.4 | 5.89 | 4.64 |
| 121 | Pakistan | 3.1 | 5.80 | 4.47 |
| 122 | Burma | 4.0 | 3.49 | 3.72 |
| 123 | Zimbabwe | 3.2 | 3.57 | 3.38 |
| | Average | 7.1 | 6.7 | 6.9 |
| | Median | 7.5 | 6.9 | 7.1 |

index are New Zealand, the Netherlands, and Hong Kong, in that order. The bottom three are Pakistan (121), Burma (122), and Zimbabwe (123). The following are the rankings of selected countries in the freedom index: Australia (4); Canada (5); United States (7); Japan (9); Estonia (10); Switzerland (11); Chile (16); United Kingdom (18); Germany (35); Singapore (39); Brazil (50); Ghana (55); Greece (65); Turkey (83); United Arab Emirates (86); Russia (89); India (92); Egypt (96); China (100); Venezuela (109); Cameroon (114); Iran (116).

The average rating of the Freedom Index for all countries was 6.9, with the average personal freedom rating (7.1) being higher than the average economic freedom rating (6.7). The correlation between the economic freedom ratings and personal freedom ratings was 0.60. That there would be at least that level of correlation was not a surprise given theory and cruder but indicative previous attempts to discover such a relationship.

Among the categories that make up the personal freedom index, freedom of movement exhibited the highest rating (8.6), while freedom of expression had the lowest rating (6.4). See figure 1.

Regional levels of freedom varied widely. The average rankings on the freedom index by region were highest for North America (Canada and the United States), Northern Europe, and Western Europe in that order, and lowest for the Middle East, sub-Saharan Africa, and North Africa in descending order (see figure 2). The regions that had greater overall levels of freedom exhibited higher ratings in personal freedom than in economic freedom, while the less free regions (Asia, Middle East, sub-Saharan Africa, and North Africa) tended to have higher levels of economic freedom than of personal freedom (see figure 3).

Figure 1: Freedom Index Categories

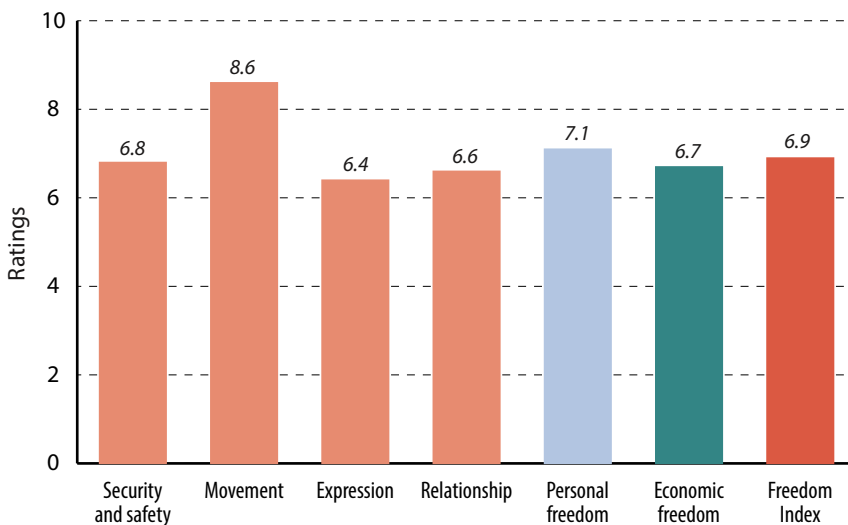


Figure 2: Average Freedom Index Ranking by Region

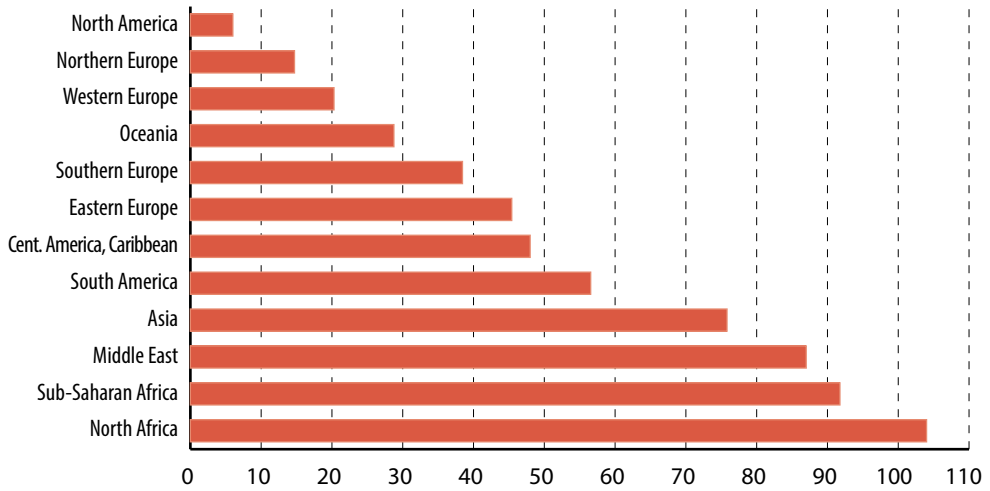
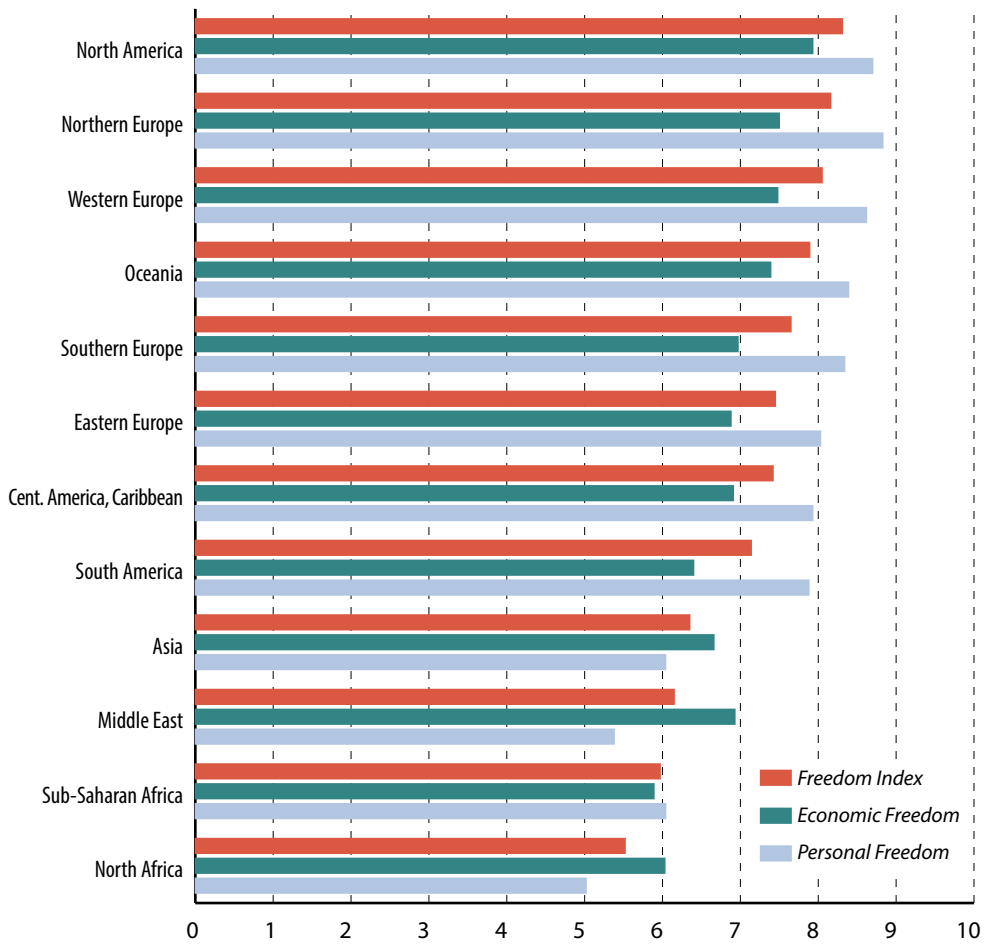


Figure 3: Average Freedom Ratings by Region



We present the above findings as tentative and subject to revision. These limited findings are also presented to see if they suggest any especially puzzling or problematic features about the way we have chosen to measure freedom. To our mind, the overall findings conform to expectations.

Freedom and democracy

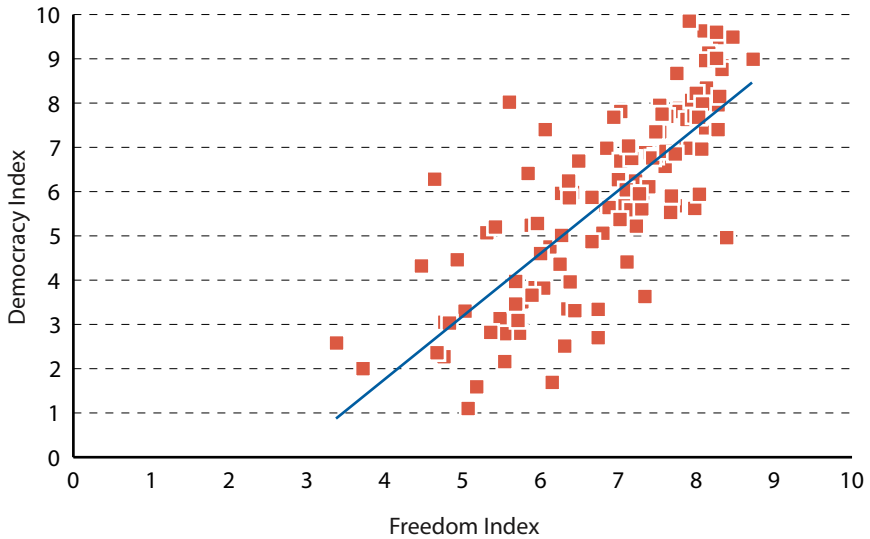
What is the relationship between freedom and democracy? A well constructed freedom index can help to answer that question. We use our index and the Economist Intelligence Unit's *Democracy Index 2008* to see how political freedom and freedom relate. The EIU defines democracy broadly and thus constructs an index that produces a "wide" measure of democracy, as opposed to a more limited measure of the existence of free and fair elections. The EIU's *Democracy Index* covers five areas, of which we use the following four: electoral process and pluralism; functioning of government; political participation; and political culture. That index also measures civil liberties, but we leave that out of this exercise since that area is included in our freedom index. See appendix D for the resulting democracy ratings we construct based on the EIU data.

We find a strong correlation of 0.79 between freedom and democracy (see figure 4). Here again, the findings are not surprising, but if valid, they provide a good base from which to empirically examine a relationship that is surely more complex than what is suggested by a simple correlation.

Some conclusions

The freedom index we devise provides a proximate measure for the concept of negative freedom around the world. It relies on the most comprehensive databases on freedom to produce an index that covers the largest number of countries for which sufficient data are available. We believe the methodology, data, and outcomes are reasonable early attempts at creating an index that we hope can be useful in exploring and demonstrating the value of freedom.

A sensible question may be, "If a freedom index merely confirms what we already expected or could otherwise observe about freedom, does it really add anything to our knowledge?" To which there are probably a number of valid answers. One such answer was provided by Milton Friedman upon the publication of the first edition of *Economic Freedom of the World*, which supported previous theory and observation about the importance of economic freedom to growth and prosperity: "We have not in a sense learned any big thing from this book that we did not know before. What we have done is to acquire a set of data that can be used to explore just how the relation works, and what are the essential connections, and that will enable skeptics to test their views objectively" (Friedman, 1996: vii).

Figure 4: Freedom and Democracy

Indeed, *Economic Freedom of the World* has served just that purpose and more, producing a rich literature on the link between economic freedom and phenomena as diverse as foreign aid, armed conflict, and happiness. A broad freedom index has the potential to do as much and looks increasingly important in the wake of a global financial crisis that has reduced economic freedom in the world and at a time when hybrid forms of authoritarianism are being sold as viable alternatives to liberalism. Over time, a proper index can track not only specific gains and losses of freedom; it can also help to see what links may exist between the assortment of freedoms and other variables. What is the relationship between personal freedom, economic freedom, and democracy at different levels of development? Are some types of freedom, economic or personal, more conducive to the spread and sustenance of other freedoms? What is the relationship between various measures of human well-being (including income) and changes in personal freedom? Under what conditions are increases or decreases in freedom likely to come about? Delving into those and innumerable other questions that the data may help us to answer will surely lead to a better understanding of the role of freedom in human progress.

References

- Chauffour, Jean-Pierre (2009). *The Power of Freedom: Uniting Human Rights and Development*. Cato Institute.
- Friedman, Milton (1996). Foreword. In James Gwartney, Robert Lawson, and Walter Block, *Economic Freedom of the World: 1975-1995*. Fraser Institute.
- Gwartney, James, Joshua Hall, and Robert Lawson (2010). *Economic Freedom of the World: 2010 Annual Report*. Fraser Institute.
- McMahon, Fred (2010). *Literature Review: The Fraser Institute Human Freedom Project*. Discussion paper presented at a colloquium in Potsdam, Germany, organized by the Friedrich Naumann Foundation (June).
- Palmer, Tom (2009). *Realizing Freedom: Libertarian Theory, History and Practice*. Cato Institute.
- Vásquez, Ian, and Tanja Štumberger (2011). *A Prototype Index of Freedom in the World*. Paper presented at Freedom Index Seminar, Cato Institute, co-sponsored by the Fraser Institute and Friedrich Naumann Foundation, Washington, DC, May 25-27.

Appendix A: Data Sources for Freedom Index

| Category | Source | Data Available for Years | Number of Countries |
|---|--|--------------------------|---------------------|
| Extrajudicial Killing | CIRI Human Rights Data Project | 1981–2010 | 195 |
| Torture | CIRI Human Rights Data Project | 1981–2010 | 195 |
| Political Imprisonment | CIRI Human Rights Data Project | 1981–2010 | 195 |
| Disappearance | CIRI Human Rights Data Project | 1981–2010 | 195 |
| Battle-related Deaths | Uppsala Conflict Data Program | 1989–2010 | 195 |
| Level of organized conflict (internal) | Economist Intelligence Unit | 2000–2010 | 149 |
| Female Genital Mutilation | OECD | 2009 | 122 |
| Son Preference | OECD | 2009 | 122 |
| Homicide | UN Office on Drugs and Crime | 2003–2008 | 207 |
| Human Trafficking | UN Office on Drugs and Crime | 2003–2008 | 67 |
| Sexual Violence | UN Office on Drugs and Crime | 2003–2008 | 104 |
| Assault | UN Office on Drugs and Crime | 2003–2008 | 106 |
| Level of perceived criminality in society | Economist Intelligence Unit | 2000–2010 | 149 |
| Theft | UN Office on Drugs and Crime | 2003–2008 | 104 |
| Burglary | UN Office on Drugs and Crime | 2003–2008 | 92 |
| Inheritance | OECD | 2009 | 122 |
| Hostility to foreigners & their private property | Economist Intelligence Unit | 2000–2010 | 149 |
| Forcibly Displaced Populations | U.S. Committee for Refugees & Immigrants | since 1964 | 166 |
| Freedom of Foreign Movement | CIRI Human Rights Data Project | 1981–2010 | 195 |
| Freedom of Domestic Movement | CIRI Human Rights Data Project | 1981–2010 | 195 |
| Women's Freedom of Movement | OECD | 2009 | 122 |
| Press Killings | Committee to Protect Journalists | since 1992 | 207 |
| Freedom of Speech | CIRI Human Rights Data Project | 1981–2010 | 195 |
| Laws and regulations that influence media content | Freedom House | since 1980 | 194 |
| Political pressures and controls on media content | Freedom House | since 1980 | 194 |
| Dress code in public | OECD | 2009 | 122 |
| Freedom of Assembly and Association | CIRI Human Rights Data Project | 1981–2010 | 195 |
| Parental Authority | OECD | 2009 | 122 |
| Religion - Government Restrictions | Pew Forum on Religion & Public Life | 2009, 2011 | 198 |
| Religion - Social Hostility | Pew Forum on Religion & Public Life | 2009, 2011 | 198 |
| Male to Male Relationship | International Lesbian & Gay Association | 2008–2011 | 195 |
| Female to Female Relationship | International Lesbian & Gay Association | 2008–2011 | 195 |
| Age of Consent for Homosexual Couples | International Lesbian & Gay Association | 2008–2011 | 195 |
| Adoption by Homosexuals | International Lesbian & Gay Association | 2008–2011 | 195 |

Appendix B: Description and Methodology of Data Sources, Freedom Index

Note The source descriptions are taken from the original texts.

Security and Safety

Extrajudicial killing

by CIRI Human Rights Data Project

Description Killings by government officials without due process of law. They include murders by private groups if instigated by government. These killings may result from the deliberate, illegal, and excessive use of lethal force by the police, security forces, or other agents of the state whether against criminal suspects, detainees, prisoners, or others.

Source The primary source of information about human rights practices is obtained from a careful reading of the annual United States Department of State's Country Reports on Human Rights Practices. In addition, coders of this index also use a second source, Amnesty International's Annual Report. If there are discrepancies between the two sources, coders are instructed to treat the Amnesty International evaluation as authoritative.

Score 0 indicates that extrajudicial killings were practiced frequently in a given year; 1 indicates that extrajudicial killings were practiced occasionally; and 2 indicates that such killings did not occur in a given year.

Pro's 195 countries; annually since 1981

Con's —

Torture

by CIRI Human Rights Data Project

Description Purposeful inflicting of extreme pain, whether mental or physical, by government officials or by private individuals at the instigation of government officials. Torture includes the use of physical and other force by police and prison guards that is cruel, inhuman, or degrading. This also includes deaths in custody due to negligence by government officials.

Source The primary source of information about human rights practices is obtained from a careful reading of the annual United States Department of State's Country Reports on Human Rights Practices. In addition,

coders of this index also use a second source, Amnesty International's Annual Report. If there are discrepancies between the two sources, coders are instructed to treat the Amnesty International evaluation as authoritative.

- Score* 0 indicates that torture was practiced frequently in a given year;
 1 indicates that torture was practiced occasionally; and
 2 indicates that such torture did not occur in a given year.
- Pro's* 195 countries; annually since 1981. For 33 of these countries, added in December 2004, data only exist for 2001 and 2003 and beyond.
- Con's* —

Political imprisonment

by CIRI Human Rights Data Project

- Description* The incarceration of people by government officials because of: their speech; their non-violent opposition to government policies or leaders; their religious beliefs; their non-violent religious practices including proselytizing; or their membership in a group, including an ethnic or racial group.
- Source* The primary source of information about human rights practices is obtained from a careful reading of the annual United States Department of State's Country Reports on Human Rights Practices. In addition, coders of this index also use a second source, Amnesty International's Annual Report. If there are discrepancies between the two sources, coders are instructed to treat the Amnesty International evaluation as authoritative.
- Score* 0 indicates that political imprisonment was practiced frequently in a given year;
 1 indicates that political imprisonment was practiced occasionally; and
 2 indicates that such imprisonment did not occur in a given year.
- Pro's* 195 countries; annually since 1981
- Con's* —

Disappearance

by CIRI Human Rights Data Project

- Description* Cases in which people have disappeared, political motivation appears likely, and the victims have not been found. Knowledge of the whereabouts of the disappeared is, by definition, not public knowledge. However, while there is typically no way of knowing where victims are, it is typically known by whom they were taken and under what circumstances.

- Source* The primary source of information about human rights practices is obtained from a careful reading of the annual United States Department of State's Country Reports on Human Rights Practices. In addition, coders of this index also use a second source, Amnesty International's Annual Report. If there are discrepancies between the two sources, coders are instructed to treat the Amnesty International evaluation as authoritative.
- Score* 0 indicates that disappearances have occurred frequently in a given year; 1 indicates that disappearances occasionally occurred; and 2 indicates that disappearances did not occur in a given year.
- Pro's* 195 countries; annually since 1981
- Con's* —

Battle-related deaths

by Uppsala Conflict Data Program

Description Counted as battle-related deaths is armed conflict behavior between warring parties in a conflict dyad, be it state-based or non-state-based. In state-based conflicts the violence must be directly related to the incompatibility, i.e., carried out with the purpose of realizing the goal of the incompatibility and result in deaths. In non-state-based conflicts the violence does not have to be related to an incompatibility (since incompatibilities are not used in such conflicts), but has to take place between warring parties and result in deaths. Typically, battle-related deaths occur in what can be described as "normal" warfare involving the armed forces of the warring parties. This includes traditional battlefield fighting, guerrilla activities (e.g., hit-and-run attacks or ambushes) and all kinds of bombardments of military units, cities and villages, etc. The targets are usually the military itself and its installations, or state institutions and state representatives, but there is often substantial collateral damage in the form of civilians killed in crossfire, indiscriminate bombings, etc. All deaths—military as well as civilian—incur in such situations, are counted as battle-related deaths.

Source The general rule for counting battle-related deaths is moderation. All battle-related deaths are based on each coder's analysis of the particular conflict. Each battle-related death has to be verified in one way or another. All figures are disaggregated as much as possible. All figures that are not trustworthy are disregarded as much as possible in the coding process. Sometimes there are situations when there is lack of information on disaggregated battle-related deaths. When this occurs, the coder may rely on sources that provide already calculated figures

either for particular incidents, or for the total number of deaths in the conflict. The UCDP incorporates such death figures for particular incidents and for an entire armed conflict if they are coherent with the definition. If they are not, or if there is no independent verification of the figure, it cannot be accepted.

Score Number of battle-related deaths.

Pro's 195 countries; annually since 1989.

Con's —

Level of organized conflict (internal)

by Economist Intelligence Unit

Description Qualitative assessment of the intensity of conflicts within the country.

Score Ranked 1 to 5 (very low to very high) by EIU analysts.

Pro's 149 countries; annually since 2004.

Con's Access to the EIU is expensive. Hence, we used data provided by the Global Peace index, a project of the Institute for Economics and Peace, which does not specify the EIU's sources.

Female genital mutilation

by OECD

Description Measurement of the percentage of women who have undergone female genital mutilation.

Source Social Institutions and Gender Index (SIGI) country notes.

Score Prevalence of female genital mutilation (values are between 0 and 1), where

0 indicates none

1 indicates all

Pro's 122 countries

Con's no OECD country

Son preference

by OECD

Description The coding of countries regarding gender bias in mortality or “missing women.”

Source The coding was done based on the following information: 1) Existing precise estimates of gender bias in mortality for a sample of countries (e.g., Klasen and Wink, 2003) and 2) examination of the sex ratios of

young people and adults; if these sex ratios were abnormally high given the state of overall mortality (i.e., differences could not be explained by biological and/or socioeconomic factors such as sex-biased international migration), the score reflects the excess masculinity in these two age groups.

Score Scale 0, 0.25, 0.5, 0.75, and 1 where

0 indicates that missing women is no problem at all

1 indicates a severe incidence of excess female mortality or missing women

Pro's 122 countries.

Con's no OECD country.

Homicide

by UN Office on Drugs and Crime

Description Intentional homicide is defined as unlawful death purposefully inflicted on a person by another person.

Source National police statistics.

Score Count and rate per 100,000 population

Pro's 207 countries; annually since 2003.

Con's —

Human trafficking

by UN Office on Drugs and Crime

Description Measurement of the recruitment; transportation; transfer; harboring or receipt of persons; by means of threat or use of force or other forms of coercion; of abduction; of fraud; of deception; of abuse of power or position of vulnerability or of giving or receiving payments or benefits to achieve the consent of a person having control over another person; for the purpose of exploitation. Reference may be made to the provisions of the Protocol to prevent, suppress, and punish trafficking in persons; supplementing the United Nations Convention against Transnational Organized Crime. Data on smuggling of migrants should be excluded.

Score Police-recorded offences (count and rate per 100,000 population).

Source United Nations Survey of Crime Trends and Operations of Criminal Justice Systems (UN-CTS).

Pro's Annually since 2003.

Con's 67 countries

Sexual violence

by UN Office on Drugs and Crime

- Description* Sexual intercourse without valid consent.
- Source* United Nations Survey of Crime Trends and Operations of Criminal Justice Systems (UN-CTS).
- Score* Police-recorded offences (count and rate per 100,000 population).
- Pro's* 104 countries; annually since 2003.
- Con's* —

Assault

by UN Office on Drugs and Crime

- Description* Measurement of physical attack against the body of another person resulting in serious bodily injury; excludes indecent/sexual assault, threats, and slapping or punching. “Assault” leading to death should also be excluded.
- Source* United Nations Survey of Crime Trends and Operations of Criminal Justice Systems (UN-CTS).
- Score* Police-recorded offences (count and rate per 100,000 population).
- Pro's* 103 countries; annually since 2003.
- Con's* —

Level of perceived criminality in society

by Economist Intelligence Unit

- Description* Qualitative assessment of perceived criminality.
- Score* Ranked 1 to 5 (very low to very high) by the Economist Intelligence Unit’s Country Analysis team.
- 1 indicates “very low”: The majority of other citizens can be trusted; very low levels of domestic security.
 - 2 indicates “low”: An overall positive climate of trust with other citizens.
 - 3 indicates “moderate”: Reasonable degree of trust in other citizens.
 - 4 indicates “high”: High levels of distrust in other citizens; high levels of domestic security.
 - 5 indicates “very high”: Very high levels of distrust in other citizens; people are extremely cautious in their dealings with others. There are a large number of gated communities, high prevalence of security guards.
- Pro's* 149 countries; annually since 2004.

Con's Access to the EIU is expensive. Hence, we used data provided by the Global Peace index, a project of the Institute for Economics and Peace, which does not specify the EIU's sources.

Theft

by UN Office on Drugs and Crime

Description Measurement of depriving a person or organization of property without force with the intent to keep it. "Theft" excludes burglary, housebreaking, robbery, and theft of a motor vehicle, which are recorded separately.

Source United Nations Survey of Crime Trends and Operations of Criminal Justice Systems (UN-CTS).

Score Police-recorded offences (count and rate per 100,000 population).

Pro's 104 countries; annually since 2003.

Con's —

Burglary

by UN Office on Drugs and Crime

Description Gaining unauthorized access to a part of a building, dwelling, or other premise, including by use of force, with the intent to steal goods (breaking and entering). "Burglary" should include, where possible, theft from a house, apartment, or other dwelling place; from a factory, shop, or office; from a military establishment; or by using false keys. It should exclude theft from a car, a container, a vending machine, a parking meter, or from a fenced meadow or compound.

Source United Nations Survey of Crime Trends and Operations of Criminal Justice Systems (UN-CTS).

Score Police-recorded offences (count and rate per 100,000 population).

Pro's 92 countries; annually since 2003.

Con's —

Inheritance

by OECD

Description Measurement based on the legal code available and divided into two indicators: 1) inheritance rights of spouses, and 2) inheritance rights of daughters. The final scoring of this indicator can also be driven by the actual application of the law (or the lack thereof).

- Source* Social Institutions and Gender Index (SIGI) country notes.
- Score* Inheritance practices in favor of male heirs: 0, 0.5, and 1
 0 indicates that women have equal rights of inheritance
 0.5 indicates that (some) women have (some) rights of inheritance, but less than men
 1 indicates that women have no rights of inheritance.
- Pro's* 122 countries.
- Con's* no OECD country.

Hostility to foreigners and private property

by *Economist Intelligence Unit*

- Description* Measures societies' and governments' attitude to foreigners and their investments.
- Score* Ranked 0 to 4 (very low to very high) by EIU analysts.
- Pro's* 149 countries; annually since 2004.
- Con's* Access to the EIU is expensive. Hence, we used data provided by the Global Peace index, a project of the Institute for Economics and Peace, which does not specify the EIU's sources.

Movement

Forcibly displaced populations

by *US Committee for Refugees and Immigrants*

- Description* Documenting refugees ("SOURCE" - Number of Refugees (x1000) Originating in the Named Country at the end of the Designated Year) and internally displaced persons ("IDP" - Number of Internally Displaced Persons (x 1000) in the Named Country at the end of the Designated Year).
- Source* *World Refugee Survey* series by the US Committee for Refugees and Immigrants is an annual, cross-national, time-series data: numbers of "source" refugees and internally displaced persons (IDPs). Data on internally displaced persons is now provided separately by the Internal Displacement Monitoring Centre.
- Score* Number of refugees (SOURCE) and internally displaced persons (IDP).
- Pro's* 166 countries; annually since 1964.
- Con's* —

Freedom of foreign movement

by CIRI Human Rights Data Project

- Description* Citizens' freedom to leave and return to their country.
- Source* The primary source of information about human rights practices is obtained from a careful reading of the annual United States Department of State's *Country Reports on Human Rights Practices*. [NOTE: This indicator is new for 2007 and will be back-coded for years 1981-2006 as quickly as resources allow.]
- Score* Ranked 0 to 2
- 0 indicates that this freedom was severely restricted
 - 1 indicates the freedom was somewhat restricted
 - 2 indicates unrestricted freedom of foreign movement
- Pro's* 195 countries; annually since 1981
- Con's* —

Freedom of domestic movement

by CIRI Human Rights Data Project

- Description* Citizens' freedom to travel within their own country.
- Source* The primary source of information about human rights practices is obtained from a careful reading of the annual United States Department of State's *Country Reports on Human Rights Practices*. [NOTE: This indicator is new for 2007 and will be back-coded for years 1981-2006 as quickly as resources allow.]
- Score* Ranked 0 to 2
- 0 indicates severely restricted freedom of domestic movement
 - 1 indicates somewhat restricted freedom of domestic movement
 - 2 indicates unrestricted freedom of domestic movement
- Pro's* 195 countries; annually since 1981
- Con's* —

Women's freedom of movement

by OECD

- Description* Measurement of the freedom of women to move outside the home. The following elements were considered: freedom to travel; freedom to join a club or association; freedom to do grocery (and other types of) shopping without a male guardian; freedom to see one's family and friends.
- Source* Social Institutions and Gender Index (SIGI) country notes.
- Score* Scale 0, 0.5, and 1

0 indicates no restrictions of women's movement outside the home
 0.5 indicates (some) women can leave home sometimes, but with restrictions
 1 indicates women can never leave home without restrictions (i.e., they need a male companion, etc.)

Pro's 122 countries.

Con's no OECD country.

Expression

Press killings

by *The Committee to Protect Journalists*

Description Documenting attacks on the press.

Source Each case identified as a violation of press freedom is corroborated by more than one source for factual accuracy, confirmation that the victims were journalists or news organizations, and verification that intimidation was the probable motive. The Committee to Protect Journalists defines journalists as people who cover news or comment on public affairs in print, in photographs, on radio, on television, or online. Writers, editors, publishers, producers, technicians, photographers, camera operators and directors of news organizations are all included.

Score Number of Individuals Killed – Murdered in retribution for, or to prevent, news coverage or commentary. Also includes journalists killed in crossfire or while covering dangerous assignments.

Pro's Coverage of a wide number of countries.

Con's —

Freedom of speech and press

by *CIRI Human Rights Data Project*

Description The extent to which freedoms of speech, press, or expression are affected by government censorship, including ownership of media outlets. Expression may be in the form of art or music.

Source The primary source of information about human rights practices is obtained from a careful reading of the annual United States Department of State's *Country Reports on Human Rights Practices*.

Score 0, 1, and 2

0 indicates that government censorship and and/or ownership of the media (including radio, TV, Internet, and/or domestic news agencies) is "complete"

1 indicates that there was “some” government censorship and and/or ownership of the media

2 indicates that there was “no” government censorship and and/or ownership of the media (including radio, TV, Internet, and/or domestic news agencies) in a given year

“Some” censorship means the government places some restrictions, yet does allow limited rights to freedom of speech and the press. “No” censorship means the freedom to speak freely and to print opposing opinions without the fear of prosecution. It must be noted that “None” in no way implies absolute freedom, as there exists in all countries some restrictions on information and/or communication. Even in democracies there are restrictions placed on freedoms of speech and the press if these rights infringe on the rights of others or in any way endangers the welfare of others. Finally, in practice, if the government owns all of any one aspect of the media, such as all radio stations or all television stations, then that country receives a 0.

Pro’s 195 countries; annually since 1981

Con’s —

Laws and regulations that influence media content

by Freedom House

Description Survey of media independence. The index assesses the degree of print, broadcast, and internet freedom in every country in the world, analyzing the events of each calendar year.

Source Twenty-three methodology questions divided into three subcategories. The legal environment category of “freedom of the press” encompasses an examination of both the laws and regulations that could influence media content and the government’s inclination to use these laws and legal institutions to restrict the media’s ability to operate. We assess the positive impact of legal and constitutional guarantees for freedom of expression; the potentially negative aspects of security legislation, the penal code, and other criminal statutes; penalties for libel and defamation; the existence of and ability to use freedom of information legislation; the independence of the judiciary and of official media regulatory bodies; registration requirements for both media outlets and journalists; and the ability of journalists’ groups to operate freely.

Checklist of Methodology Questions for 2010

1. Does the constitution or do other basic laws contain provisions designed to protect freedom of the press and expression, and are they enforced? (0–6 points)

2. Do the penal code, security laws, or any other laws restrict reporting, and are journalists punished under these laws? (0–6 points)
3. Are there penalties for libeling officials or the state, and are they enforced? (0–3 points)
4. Is the judiciary independent, and do courts judge cases concerning the media impartially? (0–3 points)
5. Is freedom of information legislation in place, and are journalists able to make use of it? (0–2 points)
6. Can individuals or business entities legally establish and operate private media outlets without undue interference? (0–4 points)
7. Are media regulatory bodies, such as a broadcasting authority or national press or communications council, able to operate freely and independently? (0–2 points)
8. Is there freedom to become a journalist and to practice journalism, and can professional groups freely support journalists' rights and interests? (0–4 points)

Score Countries are given a total score from 0 (best) to 30 (worst). Assigning numerical points allows for comparative analysis among the countries surveyed and facilitates an examination of trends over time. The degree to which each country permits the free flow of news and information determines the classification of its media as “Free,” “Partly Free,” or “Not Free.”

Pro's 195 countries and territories; annually since 1980

Con's —

Political pressures and controls on media content

by Freedom House

Description Survey of media independence. The index assesses the degree of print, broadcast, and internet freedom in every country in the world, analyzing the events of each calendar year.

Source Twenty-three methodology questions divided into three subcategories. Under the political environment of “freedom of the press” category, we evaluate the degree of political control over the content of news media. Issues examined include the editorial independence of both state-owned and privately owned media; access to information and sources; official censorship and self-censorship; the vibrancy of the media and the diversity of news available within each country; the ability of both foreign and local reporters to cover the news freely and without harassment; and the intimidation of journalists by the state or other actors, including arbitrary detention and imprisonment, violent assaults, and other threats.

Checklist of Methodology Questions for 2010

1. To what extent are media outlets' news and information content determined by the government or a particular partisan interest? (0–10 points)
2. Is access to official or unofficial sources generally controlled? (0–2 points)
3. Is there official or unofficial censorship? (0–4 points)
4. Do journalists practice self-censorship? (0–4 points)
5. Do people have access to media coverage that is robust and reflects a diversity of viewpoints? (0–4 points)
6. Are both local and foreign journalists able to cover the news freely? (0–6 points)
7. Are journalists or media outlets subject to extralegal intimidation or physical violence by state authorities or any other actor? (0–10 points)

Score Countries are given a total score from 0 (best) to 40 (worst). Assigning numerical points allows for comparative analysis among the countries surveyed and facilitates an examination of trends over time. The degree to which each country permits the free flow of news and information determines the classification of its media as “Free,” “Partly Free,” or “Not Free.”

Pro's 195 countries and territories; annually since 1980

Con's —

Dress code in public

by OECD

Description “Freedom of dress” measures women’s obligation to follow a certain dress code, e.g. to cover a part or the entire body when in public (i.e., voluntary use of a certain dress code is not considered).

Source Social Institutions and Gender Index (SIGI) country notes.

Score Scale 0, 0.5, or 1:

0 indicates that less than 50% of women are obliged to follow a certain dress code

0.5 indicates that more than 50% of women are obliged to follow a certain dress code

1 indicates that all women are obliged to follow a certain dress code, or it is punishable by law not to follow it

Pro's 122 countries.

Con's no OECD country.

Relationships

Freedom of assembly and association

by CIRI Human Rights Data Project

- Description* Indicates the extent to which the freedoms of assembly and association with other persons in political parties, trade unions, cultural organizations, or other special-interest groups are subject to actual governmental limitations or restrictions (as opposed to strictly legal protections).
- Source* The primary source of information about human rights practices is obtained from a careful reading of the annual United States Department of State's *Country Reports on Human Rights Practices*.
- Score* When coding "freedom of assembly and association," the *actual practices* of governments are being coded, not what legal protections exist. For the purposes of coding this variable, it is possible that a citizen or group of citizens (e.g., political party, trade union, minority group, the media as a whole) restrict their own activities *a priori* because of fear of government reprisal for these public activities. Any such reported cases of self-restriction DO count towards government restrictions on freedom of assembly and association. There are many other types of self-restriction, several of which one may encounter in the United States State Department (USSD) reports. These include, but are not limited to, self-restriction in exchange for bribes by public officials and self-restriction as a means to guarantee continued employment (where a self-restricting individual's superiors are not under government orders to engage in this practice). Such cases DO NOT count against the government, as they are self-invoked for reasons not related to government activity.
- Score* Scored as 0, 1, or 2:
- 0 indicates severely restricted or denied completely to all citizens
 - 1 indicates limited for all citizens or severely restricted or denied for select groups
 - 2 indicates virtually unrestricted and freely enjoyed by practically all citizens

More detailed explanation of the coding: What a "2" means

A country receiving a "2" provides for the freedom of assembly and association of virtually all its citizens. Instances where government respect for these rights is described as "full," "unimpeded," "unrestricted," or likewise, should be coded as a "2." It must be noted that this in no way implies absolute freedom to assemble and associate. Even in the freest democracies there are minor prohibitions or restrictions imposed on these rights, particularly if they credibly

threaten national security, public safety and/or order, or if the exercise of these rights infringes unduly on the rights of others. An example of a minor prohibition in a country receiving a “2” would be the requirement that a permit be obtained for public demonstrations and assemblies. For example, in the United States, permits are required for public demonstrations as groups cannot block traffic. The government can also restrict demonstrations according to time, place, and manner. Organizers of large demonstrations are often required to inform government officials of the time and place of their demonstration and their planned route.

A country should be coded a “2” if the following conditions are met:

- a) There is government respect for the rights of peaceful assembly and association for virtually all citizens. Government respect for these rights entails that public meetings, including those of political parties and opposition groups, are generally held unimpeded. Professional, academic, trade, and political associations are also allowed to operate without government interference unless the activities of these associations threaten public safety or public order. Citizens are allowed to freely protest government decisions and actions. Permits to demonstrate are routinely granted to both opponents and supporters of the government.
- b) The government uses transparent and non-discriminatory criteria in evaluating requests for permits to associate and/or assemble. That is, the requirements for obtaining a permit or organizing a public gathering or meeting are usually published in an ordinance, statute, or other legally binding document. Citizens are permitted to know of these requirements and these requirements are applied consistently to everyone on a non-discriminatory basis. If the process for approving or denying the registration of an assembly or association is non-transparent, but there are no reports that a government has discriminated unfairly against certain groups or individuals, a government receives a score of “2.”

More detailed explanation of the coding: What a “1” means

A government receiving a “1” typically places some restrictions on assembly and association for all citizens, or severely restricts or denies these rights to particular groups. Also, instances where government respect for the right of assembly and association is described as “limited,” “restricted,” “partial,” or likewise, should be coded as a “1.” An example of a moderate restriction is the denial of permits to outlawed groups. For instance, the German government generally respects all citizens’ rights to free assembly and association, but also routinely bans rallies and marches by neo-Nazi groups and right-wing radical groups. In this instance, Germany would be coded a “1,” as some groups are

targeted for prohibition of enjoyment of these rights. Another example of a score of “1” would be government denial of permits to even non-violent political opposition groups or requiring certain groups to go through burdensome registration procedures in order to be allowed to legally exist or gather. Some restrictions may be backed by laws stating vague justifications such as the potential undermining of democratic order or necessity to maintain the integrity of the state.

What a “0” means

A government receiving a “0” routinely denies or severely restricts all citizens’ freedom of assembly and association, or restricts this right for a significant number of citizens based on their gender, race, religion, or other criteria. For example, there are countries that legally bar women from participating in public assemblies or from freely associating with other persons in political associations, trade unions, cultural organizations, and other groups. In this instance, a country should receive a “0” because half the population cannot freely exercise their right to freedom of assembly and association. Instances where political associations or political parties are not allowed to exist as a rule, or members of political associations or political parties are banned from exercising their right to assembly and association, should be counted as a severe restriction and coded as a “0.” A country should receive a score of “0” in this instance even if civic associations and government-sanctioned political associations are allowed to exist and to assemble and associate. Instances where government respect for the right to assembly and association is described as “severely restricted,” “severely curtailed,” “significantly limited,” “frequently denied,” or likewise, should be coded as a “0.” Examples of severe restrictions or denials of freedom of assembly and association include:

- 1 Using official intimidation, harassment, or threats of retaliation to prevent citizens from exercising the right to assembly and association. Examples include arbitrarily arresting, detaining, and imprisoning peaceful demonstrators; using excessive or unnecessary force (severely beating, maiming, or killing demonstrators); firing or threatening to fire supporters of opposition movements from their jobs; intimidating or threatening protestors’ family members; and various other retaliatory measures.
- 2 Prohibiting the right of citizens to join political parties, trade unions, professional associations, human rights organizations, religious associations, and similar types of groups.
- 3 Prohibiting the existence of political associations or political parties and/or prohibiting members of political associations or political parties from exercising the right to assembly and association.

- 4 Permitting only government-sanctioned or official party organizations to exist and/or assemble.
- 5 Compelling citizens to join government-backed organizations or official political parties as a formal requirement for access to influential positions. In some instances, the government stipulates that access to positions of authority in government, academia, the media, and similar institutions are contingent upon citizens' membership in the official party organization.

Pro's 195 countries; annually since 1981

Con's —

Parental authority

by OECD

Description Measurement is based on legal and customary practices regarding (1) legal guardianship of a child during a marriage and (2) custody rights over a child after divorce.

Source Social Institutions and Gender Index (SIGI) country notes.

Score Both indicators are scored (0, 0.5, or 1) as follows:

0 indicates equal rights for women and men

0.5 indicates that (some) women have (some) rights, but less than men

1 indicates that women have no rights

Pro's 122 countries.

Con's no OECD country.

Religion—government restriction

by Pew Forum on Religion and Public Life

Description Assesses the level of restrictions on religious practices or beliefs by government.

Source Based on 20 questions to assess whether governments, including at the local or provincial level, restrict religious practices or beliefs. The questions are intended to gauge the extent to which governments try to control religious groups or individuals, prohibit conversions from one faith to another, limit preaching and proselytizing, or otherwise hinder religious affiliation by means such as registration requirements and fines. The Pew Forum's staff combed through 16 published sources of information, including reports by the US State Department, the United

Nations, and various nongovernmental organizations, to answer the questions on a country-by-country basis. The questions are:

1. Does the constitution, or law that functions in the place of a constitution (basic law), specifically provide for “freedom of religion,” or include language used in Article 18 of the United Nations Universal Declaration of Human Rights?
2. Does the constitution or basic law include stipulations that appear to qualify or substantially contradict the concept of “religious freedom”?
3. Taken together, how do the constitution or basic law and other national laws and policies affect religious freedom?
4. Does any level of government interfere with worship or other religious practices?
5. Is public preaching by religious groups limited by any level of government?
6. Is proselytizing limited by any level of government?
7. Is converting from one religion to another limited by any level of government?
8. Is religious literature or broadcasting limited by any level of government?
9. Are foreign missionaries allowed to operate?
10. Is the wearing of religious symbols, such as head coverings for women and facial hair for men, regulated by law or by any level of government?
11. Was there harassment or intimidation of religious groups by any level of government?
12. Did the national government display hostility involving physical violence toward minority or non-approved religious groups?
13. Were there instances when the national government did not intervene in cases of discrimination or abuses against religious groups?
14. Does the national government have an established organization to regulate or manage religious affairs?
15. Did the national government denounce one or more religious groups by characterizing them as dangerous “cults” or “sects”?
16. Does any level of government formally ban any religious group?
17. Were there instances when the national government attempted to eliminate an entire religious group’s presence in the country?
18. Does any level of government ask religious groups to register for any reason, including to be eligible for benefits such as tax exemption?
19. Did any level of government use force toward religious groups that resulted in individuals being killed, physically abused, imprisoned, detained, or displaced from their homes, or having their personal or religious properties damaged or destroyed?
20. Do some religious groups receive government support or favors, such as funding, official recognition or special access?

Score The index is divided into four ranges from very high restrictions to low restrictions:

Very high (the top 5% of scores) have intensive restrictions on many or all of the 20 measures

High (the next highest 15% of scores) restrictions have intensive restrictions on several of the 20 measures, or more moderate restrictions on many of them

Moderate (the next 20% of scores) have intensive restrictions on a few measures, or more moderate restrictions on several of them

Low (the bottom 60% of scores) generally have moderate restrictions on few or none of the measures

[North Korea Note that the sources clearly indicate that the government of North Korea is among the most repressive in the world with respect to religion as well as other civil liberties. But because North Korean society is effectively closed to outsiders, the sources are unable to provide the kind of specific and timely information that the Pew Forum coded in this quantitative study. Therefore, the report does not include a score for North Korea.]

Pro's The study covers 198 countries and self-administering territories, representing more than 99.5% of the world's population.

Con's This is not an annual index. The first edition of this index was published in 2009, covering two-year period from mid-2006 to mid-2008. The second edition was released in 2011.

Religion—social hostility

by Pew Forum on Religion and Public Life

Description Measuring concrete, hostile actions that effectively hinder the religious activities of the targeted individuals or groups. Restrictions on religion can result not only from the actions of governments, but also from acts of violence and intimidation by private individuals, organizations, or social groups.

Source The Social Hostilities Index is based on 13 questions used to gauge hostilities both between and within religious groups, including mob or sectarian violence, crimes motivated by religious bias, physical conflict over conversions, harassment over attire for religious reasons, and other religion-related intimidation and violence, including terrorism and war. The Pew Forum's staff combed through 16 published sources of information, including reports by the US State Department, the United Nations and various non-governmental organizations, to answer the questions on a country-by-country basis. The questions are:

1. Were there crimes, malicious acts, or violence motivated by religious hatred or bias?
2. Was there mob violence related to religion?
3. Were there acts of sectarian or communal violence between religious groups?
4. Were religion-related terrorist groups active in the country?
5. Was there a religion-related war or armed conflict in the country?
6. Did violence result from tensions between religious groups?
7. Did organized groups use force or coercion in an attempt to dominate public life with their perspective on religion, including preventing some religious groups from operating in the country?
8. Did religious groups themselves attempt to prevent other religious groups from being able to operate?
9. Did individuals or groups use violence or the threat of violence, including so-called honor killings, to try to enforce religious norms?
10. Were individuals assaulted or displaced from their homes in retaliation for religious activities, including preaching and other forms of religious expression that were considered offensive or threatening to the majority faith?
11. Were women harassed for violating religious dress codes?
12. Were there incidents of hostility over proselytizing?
13. Were there incidents of hostility over conversions from one religion to another?

Score The index is divided into four ranges from very high social hostilities to low social hostilities:

Very high social hostilities (the top 5% of scores) countries have severe levels of violence and intimidation on many or all of the 13 measures

High social hostilities (the next highest 15% of scores) countries have severe levels of violence and intimidation on some of the 13 measures, or more moderate levels on many of them

Moderate social hostilities (the next 20% of scores) countries have severe levels of violence and intimidation on a few of the 13 measures, or more moderate levels on several of them

Low social hostilities (the bottom 60% of scores) countries generally have moderate levels of violence and intimidation on a few or none of the 13 measures

[North Korea] Note that the sources clearly indicate that the government of North Korea is among the most repressive in the world with respect to religion as well as other civil liberties. But because North Korean society is effectively closed to outsiders, the sources are unable to provide the

kind of specific and timely information that the Pew Forum coded in this quantitative study. Therefore, the report does not include a score for North Korea.]

Pro's The study covers 198 countries and self-administering territories representing more than 99.5% of the world's population.

Con's This is not an annual index. The first edition of this index was published in 2009, covering the two-year period from mid-2006 to mid-2008. The second edition was released in 2011.

Male-to-male relationship

by International Lesbian and Gay Association (ILGA)

Description The extent to which male-to-male sexual relationships are legal.

Source Surveys of participating LGBTI (lesbian, gay, bisexual, trans, and intersex) organizations.

Score "Legal," "Legal in only some areas," and "Not legal."

Pro's 195 countries; annually since 2008

Con's —

Female-to-female relationship

by International Lesbian and Gay Association (ILGA)

Description The extent to which female-to-female sexual relationships are legal.

Source Surveys of participating LGBTI (lesbian, gay, bisexual, trans, and intersex) organizations.

Score "Legal," "Legal in only some areas," and "Not legal."

Pro's 195 countries; annually since 2008

Con's —

Age of consent laws for homosexual couples

by International Lesbian and Gay Association (ILGA)

Description Measures whether age-of-consent laws treat heterosexual and homosexual couples equally.

Source Surveys of participating LGBTI (lesbian, gay, bisexual, trans and intersex) organizations.

Score "Equal for heterosexual and homosexual couples" and "Different for heterosexual and homosexual couples."

Pro's 195 countries; annually since 2008

Con's —

Adoption by homosexual couples

by International Lesbian and Gay Association (ILGA)

- Description* Measures whether same-sex couples can adopt children together.
- Source* Surveys of participating LGBTI (lesbian, gay, bisexual, trans and intersex) organizations.
- Score* “Legal,” “Legal in only some areas,” and “Not legal.”
- Pro’s* 195 countries; annually since 2008
- Con’s* —

Appendix C: Freedom Index 2008

| | 1 | 2 | 3 | 4 | 5 | 6 | 7 | 8 | 9 | 10 |
|---|-------------|-------------|-----------|-----------|--------|---------|---------------|---------|-------|---------|
| | New Zealand | Netherlands | Hong Kong | Australia | Canada | Ireland | United States | Denmark | Japan | Estonia |
| SECURITY & SAFETY | 7.7 | 8.8 | 9.5 | 7.5 | 7.1 | 8.3 | 6.8 | 7.8 | 8.9 | 7.9 |
| Extrajudicial Killing | 10 | 10 | — | 10 | 5 | 10 | 5 | 10 | 10 | 10 |
| Torture | 10 | 10 | — | 5 | 5 | 0 | 5 | 10 | 5 | 5 |
| Political Imprisonment | 10 | 5 | — | 10 | 10 | 10 | 10 | 10 | 10 | 10 |
| Disappearance | 10 | 10 | — | 10 | 10 | 10 | 10 | 10 | 10 | 10 |
| Intensity of the Violent Conflicts | 10 | 10 | 10 | 10 | 10 | 10 | 9.9 | 10 | 10 | 10 |
| Level of organised conflict | 10 | 7.5 | — | 10 | 10 | 7.5 | 10 | 10 | 10 | 10 |
| Female Genital Mutilation | — | — | 10 | — | — | — | — | — | — | — |
| Son Preference | — | — | 7.5 | — | — | — | — | — | — | — |
| Homicide | 9.4 | 9.6 | 9.8 | 9.5 | 9.3 | 9.5 | 8.0 | 9.6 | 9.8 | 7.9 |
| Human Trafficking | 10 | — | — | 10 | 9.9 | — | — | — | 9.9 | 9.3 |
| Sexual Violence | 0.9 | — | — | — | 0.0 | — | — | — | 9.0 | 6.1 |
| Assault | 9.5 | — | — | — | 6.5 | — | 4.6 | 5.9 | 9.1 | 9.8 |
| Level of perceived criminality | 7.5 | 7.5 | — | 7.5 | 7.5 | 7.5 | 7.5 | 7.5 | 7.5 | 5.0 |
| Theft | 0.0 | — | — | 0.0 | 2.6 | — | 0.8 | 0.0 | 5.3 | 2.7 |
| Burglary | 0.0 | — | — | 0.0 | 3.7 | — | 2.9 | 0.0 | 8.8 | — |
| Inheritance | — | — | 10 | — | — | — | — | — | — | — |
| Hostility to foreigners & private property | 10 | 10 | — | 7.5 | 10 | 10 | 7.5 | 10 | 10 | 7.5 |
| MOVEMENT | 10 | 10 | 10 | 10 | 10 | 10 | 10 | 10 | 10 | 10 |
| Forcibly Displaced Populations | 10 | 10 | — | 10 | 10 | 10 | 10 | 10 | 10 | 10 |
| Freedom of Foreign Movement | 10 | 10 | — | 10 | 10 | 10 | 10 | 10 | 10 | 10 |
| Freedom of Domestic Movement | 10 | 10 | — | 10 | 10 | 10 | 10 | 10 | 10 | 10 |
| Women's Freedom of Movement | — | — | 10 | — | — | — | — | — | — | — |
| EXPRESSION | 9.5 | 9.4 | 6.9 | 9.0 | 9.2 | 9.3 | 9.1 | 8.4 | 9.0 | 9.3 |
| Press—Killings | 10 | 10 | — | 10 | 10 | 10 | 10 | 10 | 10 | 10 |
| Freedom of Speech | 10 | 10 | — | 10 | 10 | 10 | 10 | 5 | 10 | 10 |
| Laws & regulations that influence media content | 9.3 | 9.3 | 6.3 | 8.0 | 8.7 | 8.7 | 8.3 | 9.3 | 9.3 | 8.7 |
| Political pressures & controls on media content | 8.8 | 8.3 | 7.5 | 8.0 | 8.0 | 8.5 | 8.0 | 9.3 | 6.8 | 8.5 |
| Dress code in public | — | — | 10 | — | — | — | — | — | — | — |
| RELATIONSHIPS | 9.8 | 9.7 | 4.7 | 8.9 | 8.7 | 8.3 | 8.8 | 9.4 | 8.9 | 8.4 |
| Freedom of Assembly and Association | 10 | 10 | — | 10 | 10 | 10 | 10 | 10 | 5 | 10 |
| Parental Authority | — | — | 10 | — | — | — | — | — | — | — |
| Religion—Government Restriction | 9.6 | 9.5 | 8.7 | 9.0 | 8.6 | 9.0 | 8.3 | 7.7 | 9.6 | 9.3 |
| Religion—Social Hostility | 9.1 | 8.5 | 9.4 | 8.0 | 8.4 | 9.2 | 8.2 | 7.9 | 8.6 | 9.2 |
| Male to Male Relationship | 10 | 10 | 0 | 10 | 10 | 10 | 10 | 10 | 10 | 10 |
| Female to Female Relationship | 10 | 10 | 0 | 10 | 10 | 10 | 10 | 10 | 10 | 10 |
| Age of Consent for Homosexual Couples | 10 | 10 | 0 | 10 | — | 10 | 10 | 10 | 10 | 10 |
| Adoption by Homosexuals | — | 10 | — | 5 | 5 | 0 | 5 | 10 | — | 0 |
| PERSONAL FREEDOM | 9.2 | 9.5 | 7.8 | 8.8 | 8.7 | 9.0 | 8.7 | 8.9 | 9.2 | 8.9 |
| ECONOMIC FREEDOM | 8.2 | 7.5 | 9.0 | 7.8 | 7.9 | 7.7 | 7.9 | 7.7 | 7.4 | 7.7 |
| FREEDOM INDEX | 8.7 | 8.5 | 8.4 | 8.3 | 8.3 | 8.3 | 8.3 | 8.3 | 8.3 | 8.3 |

| 11 | 12 | 13 | 14 | 15 | 16 | 17 | 18 | 19 | 20 | 21 | 22 | 23 | 24 | 25 |
|-------------|--------|---------|---------|------------|-------|---------|----------------|----------|------------|-------------|---------|-------|---------|----------|
| Switzerland | Norway | Finland | Austria | Luxembourg | Chile | Iceland | United Kingdom | Slovakia | Costa Rica | El Salvador | Uruguay | Spain | Albania | Portugal |
| 8.0 | 7.5 | 7.1 | 9.1 | 6.9 | 6.1 | 7.1 | 6.4 | 8.7 | 8.8 | 6.9 | 9.2 | 7.0 | 8.7 | 7.8 |
| 10 | 10 | 10 | 10 | 10 | 5 | 10 | 10 | 10 | 10 | 5 | 10 | 10 | 10 | 10 |
| 5 | 5 | 10 | 5 | 10 | 5 | 10 | 5 | 5 | 5 | 0 | 10 | 0 | 5 | 5 |
| 10 | 10 | 5 | 10 | 10 | 5 | 10 | 10 | 10 | 10 | 10 | 10 | 10 | 10 | 10 |
| 10 | 10 | 10 | 10 | 10 | 10 | 10 | 10 | 10 | 10 | 10 | 10 | 10 | 10 | 10 |
| 10 | 10 | 10 | 10 | 10 | 10 | 10 | 10 | 10 | 10 | 10 | 10 | 10 | 10 | 10 |
| 10 | 10 | 10 | 10 | 7.5 | 10 | 10 | 10 | 10 | 10 | 7.5 | 10 | 7.5 | 10 | 10 |
| — | — | — | — | — | — | — | — | — | 10 | 10 | 10 | — | 10 | — |
| — | — | — | — | — | — | — | — | — | 10 | 10 | 10 | — | 5.0 | — |
| 9.7 | 9.8 | 9.1 | 9.8 | 9.0 | 8.5 | 9.9 | 9.5 | 9.4 | 5.5 | 0.0 | 7.6 | 9.6 | 8.8 | 9.5 |
| — | 5.0 | 9.5 | — | — | 9.3 | 8.4 | 9.7 | — | — | — | — | 0.0 | 10 | 8.0 |
| — | 3.1 | 2.2 | — | 0.0 | 2.3 | 0.0 | 0.0 | — | — | — | — | 6.3 | 9.7 | 7.0 |
| 7.6 | 8.6 | 0.0 | — | 0.4 | 0.0 | 2.2 | 0.0 | 9.0 | — | — | — | 6.7 | 9.6 | 3.7 |
| 7.5 | 7.5 | 7.5 | 7.5 | 7.5 | 5.0 | 7.5 | 5.0 | 7.5 | 7.5 | 5.0 | 5.0 | 5.0 | 5.0 | 7.5 |
| 3.0 | 0.0 | 0.1 | — | 4.0 | 7.7 | 0.3 | 0.0 | 8.4 | — | — | — | 8.6 | 9.6 | 5.9 |
| 2.6 | 5.4 | 6.5 | — | 4.2 | 0.4 | 1.3 | 0.0 | 7.2 | — | — | — | 6.1 | 10 | 5.0 |
| — | — | — | — | — | — | — | — | — | 10 | 10 | 10 | — | 10 | — |
| 10 | 10 | 10 | 10 | 7.5 | 7.5 | 10 | 10 | 7.5 | 7.5 | 5.0 | 7.5 | 7.5 | 5.0 | 7.5 |
| 10 | 10 | 10 | 10 | 10 | 10 | 10 | 10 | 10 | 8.8 | 10 | 10 | 10 | 10 | 10 |
| 10 | 10 | 10 | 10 | — | 10 | — | 10 | 10 | 10 | 10 | 10 | 10 | 10 | 10 |
| 10 | 10 | 10 | 10 | 10 | 10 | 10 | 10 | 10 | 10 | 10 | 10 | 10 | 10 | 10 |
| 10 | 10 | 10 | 10 | 10 | 10 | 10 | 10 | 10 | 5 | 10 | 10 | 10 | 10 | 10 |
| — | — | — | — | — | — | — | — | — | 10 | 10 | 10 | — | 10 | — |
| 8.1 | 9.6 | 9.6 | 7.6 | 9.5 | 7.2 | 9.6 | 7.8 | 7.7 | 7.8 | 8.0 | 8.5 | 8.8 | 7.7 | 9.3 |
| 10 | 10 | 10 | 10 | — | 10 | — | 10 | 10 | 10 | 10 | 10 | 10 | 10 | 10 |
| 5 | 10 | 10 | 5 | 10 | 5 | 10 | 5 | 5 | 5 | 10 | 10 | 10 | 10 | 10 |
| 8.3 | 9.0 | 9.3 | 7.3 | 9.3 | 6.7 | 9.7 | 8.0 | 8.0 | 8.0 | 6.7 | 6.7 | 8.3 | 4.7 | 8.7 |
| 9.3 | 9.3 | 9.3 | 8.0 | 9.3 | 7.0 | 9.0 | 8.3 | 7.8 | 8.3 | 5.5 | 7.5 | 6.8 | 6.0 | 8.5 |
| — | — | — | — | — | — | — | — | — | 10 | 10 | 10 | — | 10 | — |
| 8.1 | 9.7 | 8.3 | 8.0 | 8.4 | 9.7 | 9.5 | 9.3 | 7.9 | 9.7 | 9.1 | 9.8 | 9.5 | 7.9 | 8.4 |
| 10 | 10 | 10 | 10 | 10 | 10 | 10 | 10 | 10 | 10 | 5 | 10 | 10 | 10 | 10 |
| — | — | — | — | — | — | — | — | — | 10 | 10 | 10 | — | 5 | — |
| 8.9 | 8.8 | 9.2 | 7.2 | 9.1 | 9.1 | 7.7 | 7.7 | 7.1 | 8.2 | 9.2 | 9.4 | 8.0 | 8.6 | 9.3 |
| 8.1 | 9.2 | 9.2 | 8.7 | 9.9 | 9.2 | 8.8 | 7.5 | 8.1 | 9.6 | 9.7 | 9.4 | 8.3 | 9.7 | 9.4 |
| 10 | 10 | 10 | 10 | 10 | 10 | 10 | 10 | 10 | 10 | 10 | 10 | 10 | 10 | 10 |
| 10 | 10 | 10 | 10 | 10 | 10 | 10 | 10 | 10 | 10 | 10 | 10 | 10 | 10 | 10 |
| 10 | 10 | 10 | 10 | 10 | — | 10 | 10 | 10 | 10 | 10 | 10 | 10 | 10 | 10 |
| 0 | 10 | 0 | 0 | 0 | — | 10 | 10 | 0 | — | — | — | 10 | 0 | 0 |
| 8.6 | 9.2 | 8.8 | 8.7 | 8.7 | 8.2 | 9.0 | 8.4 | 8.6 | 8.8 | 8.5 | 9.4 | 8.8 | 8.6 | 8.9 |
| 8.0 | 7.3 | 7.5 | 7.6 | 7.5 | 8.0 | 7.2 | 7.8 | 7.6 | 7.4 | 7.6 | 6.7 | 7.2 | 7.4 | 7.1 |
| 8.3 | 8.3 | 8.2 | 8.1 | 8.1 | 8.1 | 8.1 | 8.1 | 8.1 | 8.1 | 8.0 | 8.0 | 8.0 | 8.0 | 8.0 |

Appendix C: Freedom Index 2008, continued

| | 26 | 27 | 28 | 29 | 30 | 31 | 32 | 33 | 34 | 35 |
|---|---------|-------|--------|--------|-----------|---------|---------|--------|----------------|---------|
| | Bahamas | Malta | Panama | Sweden | Mauritius | Hungary | Belgium | France | Czech Republic | Germany |
| SECURITY & SAFETY | 6.7 | 7.8 | 8.0 | 6.3 | 8.1 | 8.1 | 6.5 | 6.8 | 8.0 | 6.5 |
| Extrajudicial Killing | 5 | 10 | 10 | 10 | 10 | 10 | 10 | 5 | 10 | 5 |
| Torture | 5 | 5 | 5 | 5 | 0 | 5 | 5 | 5 | 5 | 10 |
| Political Imprisonment | 10 | 10 | 10 | 10 | 10 | 10 | 10 | 10 | 10 | 10 |
| Disappearance | 10 | 10 | 10 | 10 | 10 | 10 | 10 | 10 | 10 | 10 |
| Intensity of the Violent Conflicts | 10 | 10 | 10 | 10 | 10 | 10 | 10 | 10 | 10 | 10 |
| Level of organised conflict | — | — | 10 | 10 | — | 7.5 | 10 | 7.5 | 10 | 10 |
| Female Genital Mutilation | — | — | 9.5 | — | 10 | — | — | — | — | — |
| Son Preference | — | — | 10 | — | 10 | — | — | — | — | — |
| Homicide | 0.0 | 9.6 | 1.4 | 9.6 | 8.3 | 9.4 | 9.3 | 9.4 | 9.6 | 9.7 |
| Human Trafficking | — | 8.8 | — | 8.8 | 6.5 | 9.5 | — | — | 8.6 | 5.4 |
| Sexual Violence | — | 7.2 | — | 0.0 | 5.4 | 9.3 | 2.4 | 4.5 | 3.6 | 0.1 |
| Assault | — | — | — | 0.0 | 9.8 | 7.5 | 0.0 | 3.9 | 6.5 | 0.0 |
| Level of perceived criminality | — | — | 5.0 | 7.5 | — | 5.0 | 7.5 | 5.0 | 10 | 7.5 |
| Theft | — | 1.3 | — | 0.0 | 4.8 | 4.8 | 1.1 | 5.7 | 3.8 | 0.0 |
| Burglary | — | 6.4 | — | 0.0 | 8.1 | 5.7 | 1.5 | 5.2 | 4.8 | 5.4 |
| Inheritance | — | — | — | — | 10 | — | — | — | — | — |
| Hostility to foreigners & private property | — | — | 7.5 | 7.5 | — | 10 | 7.5 | 7.5 | 10 | 7.5 |
| MOVEMENT | 10 | 10 | 10 | 10 | 10 | 10 | 10 | 10 | 10 | 10 |
| Forcibly Displaced Populations | — | — | 10 | 10 | 10 | 10 | 10 | 10 | 10 | 10 |
| Freedom of Foreign Movement | 10 | 10 | 10 | 10 | 10 | 10 | 10 | 10 | 10 | 10 |
| Freedom of Domestic Movement | 10 | 10 | 10 | 10 | 10 | 10 | 10 | 10 | 10 | 10 |
| Women's Freedom of Movement | — | — | 10 | — | 10 | — | — | — | — | — |
| EXPRESSION | 8.8 | 9.0 | 6.2 | 8.3 | 7.8 | 7.8 | 8.3 | 8.9 | 9.2 | 7.9 |
| Press—Killings | — | — | 10 | 10 | 10 | 10 | 10 | 10 | 10 | 10 |
| Freedom of Speech | 10 | 10 | 5 | 5 | 5 | 5 | 5 | 10 | 10 | 5 |
| Laws & regulations that influence media content | 9.0 | 9.0 | 4.0 | 9.3 | 8.0 | 8.3 | 9.3 | 8.0 | 8.7 | 8.0 |
| Political pressures & controls on media content | 7.5 | 8.0 | 5.8 | 8.8 | 8.0 | 7.8 | 9.0 | 7.8 | 8.3 | 8.5 |
| Dress code in public | — | — | 10 | — | 10 | — | — | — | — | — |
| RELATIONSHIPS | 9.7 | 8.4 | 9.9 | 9.7 | 6.7 | 7.5 | 9.3 | 7.7 | 7.5 | 7.7 |
| Freedom of Assembly and Association | 10 | 10 | 10 | 10 | 10 | 5 | 10 | 10 | 5 | 5 |
| Parental Authority | — | — | 10 | — | 10 | — | — | — | — | — |
| Religion—Government Restriction | 8.9 | 9.0 | 9.1 | 9.0 | 8.7 | 9.5 | 6.2 | 6.7 | 8.8 | 6.7 |
| Religion—Social Hostility | 9.6 | 9.8 | 10 | 8.9 | 8.5 | 8.1 | 8.5 | 6.9 | 8.7 | 7.5 |
| Male to Male Relationship | 10 | 10 | 10 | 10 | 0 | 10 | 10 | 10 | 10 | 10 |
| Female to Female Relationship | 10 | 10 | 10 | 10 | 10 | 10 | 10 | 10 | 10 | 10 |
| Age of Consent for Homosexual Couples | — | 10 | 10 | 10 | — | 10 | 10 | 10 | 10 | 10 |
| Adoption by Homosexuals | — | 0 | — | 10 | 0 | 0 | 10 | 0 | 0 | 5 |
| PERSONAL FREEDOM | 8.8 | 8.8 | 8.5 | 8.6 | 8.1 | 8.4 | 8.5 | 8.4 | 8.7 | 8.0 |
| ECONOMIC FREEDOM | 7.1 | 7.1 | 7.3 | 7.3 | 7.6 | 7.4 | 7.1 | 7.2 | 6.9 | 7.5 |
| FREEDOM INDEX | 7.9 | 7.9 | 7.9 | 7.9 | 7.9 | 7.9 | 7.8 | 7.8 | 7.8 | 7.7 |

| 36 | 37 | 38 | 39 | 40 | 41 | 42 | 43 | 44 | 45 | 46 | 47 | 48 | 49 | 50 |
|-----------|--------|------|-----------|-------|-----------|----------|----------|---------------|--------|---------|--------|--------|------------------|--------|
| Guatemala | Poland | Peru | Singapore | Italy | Lithuania | Bulgaria | Slovenia | Korea, Rep of | Cyprus | Jamaica | Taiwan | Latvia | Papua New Guinea | Brazil |
| 7.3 | 8.5 | 7.5 | 9.2 | 8.7 | 8.2 | 8.2 | 8.1 | 7.3 | 7.9 | 6.9 | 8.2 | 7.3 | 6.4 | 7.2 |
| 5 | 10 | 5 | 10 | 10 | 10 | 10 | 10 | 10 | 10 | 0 | 10 | 10 | 5 | 0 |
| 5 | 5 | 5 | 10 | 5 | 5 | 5 | 10 | 5 | 5 | 5 | 10 | 5 | 0 | 0 |
| 10 | 10 | 10 | 5 | 10 | 10 | 5 | 10 | 0 | 10 | 10 | 10 | 5 | 10 | 10 |
| 10 | 10 | 5 | 10 | 10 | 10 | 10 | 10 | 10 | 10 | 10 | 10 | 10 | 10 | 10 |
| 10 | 10 | 9.8 | 10 | 10 | 10 | 10 | 10 | 10 | 10 | 10 | 10 | 10 | 10 | 10 |
| 7.5 | 10 | 7.5 | 10 | 10 | 10 | 10 | 7.5 | 7.5 | 7.5 | 5.0 | 5.0 | 7.5 | 10 | 10 |
| 10 | — | 9.5 | 10 | — | — | — | — | — | — | 10 | 10 | — | 10 | 10 |
| 10 | — | 10 | 10 | — | — | — | — | — | — | 10 | 5.0 | — | 2.5 | 10 |
| 0.0 | 9.5 | 7.9 | 9.8 | 9.6 | 7.0 | 9.2 | 9.8 | 8.8 | 9.3 | 0.0 | 8.6 | 8.1 | 4.8 | 0.9 |
| — | 9.2 | — | — | — | 7.4 | 6.3 | 7.8 | — | 0.0 | — | — | 3.1 | — | — |
| — | 8.8 | — | — | — | 8.4 | 8.6 | 9.2 | 7.1 | — | — | — | 7.4 | — | — |
| — | 10 | — | — | — | 9.8 | 9.2 | 7.9 | 6.4 | 9.6 | — | — | 8.8 | — | — |
| 5.0 | 5.0 | 5.0 | 5.0 | 3.8 | 5.0 | 5.0 | 7.5 | 7.5 | 5.0 | 5.0 | 7.5 | 5.0 | 2.5 | 7.5 |
| — | 7.8 | — | — | — | 6.5 | 7.8 | 3.8 | 8.0 | 9.3 | — | — | 5.4 | — | — |
| — | 6.7 | — | — | — | — | — | 2.6 | 9.9 | 7.0 | — | — | 8.8 | — | — |
| 10 | — | 10 | 10 | — | — | — | — | — | — | 10 | 5 | — | 10 | 10 |
| 5.0 | 7.5 | 5.0 | 10 | 10 | 7.5 | 10 | 7.5 | 5.0 | 10 | 7.5 | 7.5 | 7.5 | 2.5 | 7.5 |
| 10 | 10 | 9.9 | 7.5 | 10 | 10 | 10 | 10 | 8.3 | 6.7 | 10 | 8.8 | 10 | 10 | 10 |
| 10 | 10 | 9.5 | 10 | 10 | 10 | 10 | 10 | 10 | 0.0 | 10 | 10 | 10 | 10 | 10 |
| 10 | 10 | 10 | 5 | 10 | 10 | 10 | 10 | 5 | 10 | 10 | 5 | 10 | 10 | 10 |
| 10 | 10 | 10 | 5 | 10 | 10 | 10 | 10 | 10 | 10 | 10 | 10 | 10 | 10 | 10 |
| 10 | — | 10 | 10 | — | — | — | — | — | — | 10 | 10 | — | 10 | 10 |
| 7.0 | 7.5 | 6.4 | 4.0 | 7.3 | 7.9 | 7.2 | 7.6 | 7.3 | 9.0 | 8.1 | 7.7 | 7.8 | 8.9 | 7.8 |
| 10 | 10 | 10 | 10 | 10 | 10 | 10 | 10 | 10 | 10 | 10 | 10 | 10 | 10 | 10 |
| 10 | 5 | 5 | 0 | 5 | 5 | 5 | 5 | 5 | 10 | 5 | 5 | 5 | 10 | 10 |
| 4.3 | 7.3 | 5.0 | 2.0 | 6.7 | 8.3 | 6.7 | 8.0 | 7.0 | 8.3 | 9.0 | 7.7 | 8.0 | 8.7 | 5.0 |
| 3.8 | 7.8 | 5.5 | 4.0 | 7.5 | 8.3 | 7.0 | 7.5 | 7.0 | 7.8 | 8.5 | 8.3 | 8.0 | 6.8 | 6.0 |
| 10 | — | 10 | 10 | — | — | — | — | — | — | 10 | 10 | — | 10 | 10 |
| 9.0 | 8.2 | 8.3 | 5.7 | 8.0 | 6.7 | 6.7 | 8.3 | 8.1 | 6.6 | 7.0 | 4.9 | 6.6 | 6.1 | 9.2 |
| 5 | 10 | 10 | 5 | 10 | 0 | 5 | 10 | 0 | 10 | 10 | 5 | 0 | 5 | 10 |
| 10 | — | 10 | 10 | — | — | — | — | — | — | 10 | 10 | — | 10 | 10 |
| 8.9 | 9.0 | 8.0 | 5.1 | 7.7 | 8.1 | 5.0 | 9.1 | 8.4 | 8.4 | 9.1 | 9.5 | 7.5 | 9.1 | 9.3 |
| 8.7 | 8.5 | 9.7 | 10 | 7.9 | 8.7 | 7.1 | 9.0 | 10 | 8.1 | 9.9 | 10 | 8.8 | 8.5 | 8.9 |
| 10 | 10 | 0 | 0 | 10 | 10 | 10 | 10 | 10 | 10 | 0 | 0 | 10 | 0 | 10 |
| 10 | 10 | 10 | 10 | 10 | 10 | 10 | 10 | 10 | 10 | 10 | 0 | 10 | 10 | 10 |
| 10 | 10 | 10 | — | 10 | 10 | 10 | 10 | 10 | 0 | — | 0 | 10 | — | 10 |
| — | 0 | — | 0 | 0 | 0 | 0 | 0 | — | 0 | 0 | — | 0 | 0 | 5 |
| 8.3 | 8.6 | 8.0 | 6.6 | 8.5 | 8.2 | 8.0 | 8.5 | 7.7 | 7.6 | 8.0 | 7.4 | 7.9 | 7.8 | 8.5 |
| 7.1 | 6.9 | 7.4 | 8.7 | 6.8 | 7.0 | 7.2 | 6.6 | 7.3 | 7.5 | 7.0 | 7.6 | 7.0 | 6.9 | 6.2 |
| 7.7 | 7.7 | 7.7 | 7.7 | 7.6 | 7.6 | 7.6 | 7.6 | 7.5 | 7.5 | 7.5 | 7.5 | 7.4 | 7.4 | 7.3 |

Appendix C: Freedom Index 2008, continued

| | 51 | 52 | 53 | 54 | 55 | 56 | 57 | 58 | 59 | 60 |
|---|-------|----------|-----------|----------|-------|-----------|---------|----------|--------|-------------------|
| | Haiti | Honduras | Nicaragua | Paraguay | Ghana | Argentina | Croatia | Thailand | Guyana | Trinidad & Tobago |
| SECURITY & SAFETY | 7.1 | 6.3 | 7.5 | 7.4 | 6.8 | 7.5 | 8.8 | 6.5 | 6.4 | 6.9 |
| Extrajudicial Killing | 5 | 5 | 5 | 5 | 5 | 5 | 10 | 0 | 5 | 5 |
| Torture | 5 | 5 | 5 | 0 | 0 | 5 | 10 | 5 | 5 | 5 |
| Political Imprisonment | 5 | 5 | 5 | 10 | 10 | 5 | 10 | 5 | 5 | 10 |
| Disappearance | 10 | 5 | 10 | 10 | 10 | 10 | 10 | 5 | 10 | 10 |
| Intensity of the Violent Conflicts | 10 | 10 | 10 | 10 | 10 | 10 | 10 | 9.8 | 10 | 10 |
| Level of organised conflict | 7.5 | 7.5 | 7.5 | 7.5 | 7.5 | 7.5 | 10 | 5.0 | 10 | 7.5 |
| Female Genital Mutilation | 10 | 10 | 10 | 10 | 8.0 | 10 | 10 | 10 | — | 10 |
| Son Preference | 10 | 10 | 10 | 10 | 10 | 10 | 10 | 10 | — | 7.5 |
| Homicide | 7.2 | 0.0 | 4.7 | 5.4 | 3.7 | 7.8 | 9.6 | 7.9 | 2.6 | 0.0 |
| Human Trafficking | — | — | — | — | — | — | 9.1 | — | — | — |
| Sexual Violence | — | — | — | — | — | — | 7.5 | — | — | — |
| Assault | — | — | — | — | — | — | 9.5 | — | — | — |
| Level of perceived criminality | 2.5 | 5.0 | 5.0 | 5.0 | 5.0 | 5.0 | 5.0 | 5.0 | 2.5 | 5.0 |
| Theft | — | — | — | — | — | — | 7.2 | — | — | — |
| Burglary | — | — | — | — | — | — | 6.0 | — | — | — |
| Inheritance | 5 | 10 | 10 | 10 | 5 | 10 | 10 | 10 | — | 5 |
| Hostility to foreigners & private property | 7.5 | 2.5 | 7.5 | 6.3 | 7.5 | 5.0 | 5.0 | 5.0 | 7.5 | 7.5 |
| MOVEMENT | 10 | 10 | 10 | 10 | 10 | 10 | 9.7 | 10 | 10 | 10 |
| Forcibly Displaced Populations | 9.8 | 10 | 10 | 10 | 10.0 | 10 | 8.8 | 10 | 10 | 10 |
| Freedom of Foreign Movement | 10 | 10 | 10 | 10 | 10 | 10 | 10 | 10 | 10 | 10 |
| Freedom of Domestic Movement | 10 | 10 | 10 | 10 | 10 | 10 | 10 | 10 | 10 | 10 |
| Women's Freedom of Movement | 10 | 10 | 10 | 10 | 10 | 10 | 10 | 10 | — | 10 |
| EXPRESSION | 6.1 | 6.1 | 5.3 | 5.7 | 7.5 | 6.5 | 5.3 | 4.3 | 7.4 | 7.6 |
| Press—Killings | 10 | 10 | 10 | 10 | 10 | 10 | 2.6 | 8.7 | 10 | 10 |
| Freedom of Speech | 5 | 5 | 0 | 5 | 5 | 5 | 5 | 0 | 5 | 5 |
| Laws & regulations that influence media content | 5.0 | 5.0 | 5.3 | 3.7 | 7.3 | 6.3 | 7.0 | 4.3 | 8.0 | 8.0 |
| Political pressures & controls on media content | 4.3 | 4.5 | 5.8 | 4.3 | 7.5 | 4.8 | 6.8 | 4.0 | 6.5 | 7.5 |
| Dress code in public | 10 | 10 | 10 | 10 | 10 | 10 | 10 | 10 | — | 10 |
| RELATIONSHIPS | 8.9 | 7.6 | 8.3 | 8.5 | 4.9 | 9.7 | 7.7 | 8.4 | 6.6 | 5.4 |
| Freedom of Assembly and Association | 10 | 0 | 0 | 5 | 5 | 10 | 5 | 5 | 10 | 10 |
| Parental Authority | 5 | 5 | 10 | 10 | 5 | 10 | 10 | 10 | — | 10 |
| Religion—Government Restriction | 8.7 | 8.9 | 8.3 | 8.8 | 9.1 | 8.5 | | 6.5 | 9.3 | 9.3 |
| Religion—Social Hostility | 8.7 | 9.6 | 9.4 | 9.2 | 5.3 | 9.1 | 7.6 | 7.1 | 10 | 8.5 |
| Male to Male Relationship | 10 | 10 | 10 | 10 | 0 | 10 | 10 | 10 | 0 | 0 |
| Female to Female Relationship | 10 | 10 | 10 | 10 | 10 | 10 | 10 | 10 | 10 | 0 |
| Age of Consent for Homosexual Couples | 10 | 10 | 10 | 10 | — | 10 | 10 | 10 | — | — |
| Adoption by Homosexuals | — | — | — | 5 | 0 | 10 | 0 | — | 0 | 0 |
| PERSONAL FREEDOM | 8.0 | 7.5 | 7.8 | 7.9 | 7.3 | 8.4 | 7.9 | 7.3 | 7.6 | 7.5 |
| ECONOMIC FREEDOM | 6.7 | 7.1 | 6.8 | 6.6 | 7.2 | 6.0 | 6.5 | 7.1 | 6.7 | 6.8 |
| FREEDOM INDEX | 7.3 | 7.3 | 7.3 | 7.3 | 7.2 | 7.2 | 7.2 | 7.2 | 7.2 | 7.1 |

| 61 | 62 | 63 | 64 | 65 | 66 | 67 | 68 | 69 | 70 | 71 | 72 | 73 | 74 | 75 |
|------|---------|--------|---------|--------|---------|-------------|--------|--------------|------------|----------|---------------|---------|---------|------|
| Fiji | Namibia | Belize | Bolivia | Greece | Romania | Philippines | Mexico | South Africa | Madagascar | Botswana | Dominican Rep | Ecuador | Bahrain | Oman |
| 8.2 | 6.7 | 6.7 | 7.0 | 6.9 | 7.4 | 5.6 | 5.6 | 4.2 | 7.4 | 7.9 | 6.9 | 6.5 | 6.9 | 8.5 |
| 5 | 10 | 5 | 5 | 5 | 5 | 0 | 0 | 0 | 5 | 5 | 0 | 5 | 10 | 10 |
| 5 | 5 | 5 | 5 | 0 | 0 | 0 | 0 | 0 | 5 | 5 | 0 | 0 | 5 | 10 |
| 5 | 5 | 10 | 5 | 5 | 10 | 0 | 5 | 0 | 5 | 10 | 10 | 5 | 5 | 5 |
| 10 | 10 | 10 | 10 | 10 | 10 | 5 | 5 | 10 | 10 | 10 | 10 | 10 | 10 | 10 |
| 10 | 10 | 10 | 10 | 10 | 10 | 9.5 | 10 | 10 | 10 | 10 | 10 | 10 | 10 | 10 |
| — | 7.5 | — | 5.0 | 7.5 | 10 | 2.5 | 7.5 | 2.5 | 2.5 | 10 | 10 | 5.0 | 7.5 | 10 |
| 10 | 10 | — | 10 | — | — | 10 | — | 10 | 10 | 10 | 10 | 10 | 10 | — |
| 10 | 7.5 | — | 10 | — | — | 10 | — | 10 | 10 | 10 | 10 | 10 | 5.0 | 5.0 |
| 8.9 | 3.1 | 0.0 | 6.4 | 9.6 | 9.3 | 7.8 | 2.8 | 0.0 | 6.8 | 4.2 | 0.0 | 2.7 | 9.8 | 9.7 |
| — | — | — | — | 8.2 | 0.0 | — | 9.8 | — | — | — | — | — | — | — |
| — | — | — | — | — | 9.0 | — | — | — | — | — | — | — | 6.8 | 9.1 |
| — | — | — | — | — | 9.1 | — | — | — | — | — | — | — | 0.6 | 8.5 |
| — | 5.0 | — | 5.0 | 7.5 | 5.0 | 5.0 | 3.8 | 2.5 | 5.0 | 7.5 | 5.0 | 5.0 | 5.0 | 10 |
| — | — | — | — | 6.7 | 9.2 | 10.0 | — | — | — | — | — | — | 5.7 | 9.1 |
| — | — | — | — | 6.0 | 9.5 | — | 10 | — | — | — | — | — | 9.8 | — |
| 10 | 0 | — | 10 | — | — | 10 | — | 0 | 10 | 5 | 10 | 10 | 5 | 5 |
| — | 7.5 | — | 2.5 | 7.5 | 7.5 | 2.5 | 7.5 | 5.0 | 10 | 7.5 | 7.5 | 5.0 | 5.0 | 7.5 |
| 8.8 | 10 | 10 | 10 | 10 | 10 | 8.6 | 10 | 8.8 | 10 | 8.8 | 7.5 | 10 | 8.8 | 8.8 |
| 10 | 10 | — | 10 | 10 | 10 | 9.5 | 10 | 10 | 10 | 10 | 10 | 10 | 10 | 10 |
| 5 | 10 | 10 | 10 | 10 | 10 | 5 | 10 | 10 | 10 | 10 | 5 | 10 | 10 | 10 |
| 10 | 10 | 10 | 10 | 10 | 10 | 10 | 10 | 10 | 10 | 5 | 5 | 10 | 10 | 10 |
| 10 | 10 | — | 10 | — | — | 10 | — | 5 | 10 | 10 | 10 | 10 | 5 | 5 |
| 5.5 | 7.5 | 6.7 | 5.9 | 7.2 | 6.7 | 6.3 | 6.0 | 8.7 | 6.4 | 5.8 | 7.0 | 6.5 | 3.8 | 3.7 |
| 10 | 10 | — | 6.4 | 10 | 10 | 9.5 | 9.7 | 10 | 10 | 10 | 10 | 10 | 10 | 10 |
| 0 | 5 | 5 | 5 | 5 | 5 | 5 | 5 | 10 | 5 | 0 | 5 | 5 | 0 | 0 |
| 6.3 | 7.3 | 7.3 | 6.7 | 7.0 | 5.7 | 6.3 | 5.7 | 7.7 | 5.3 | 7.3 | 7.7 | 5.3 | 2.0 | 1.7 |
| 5.5 | 7.5 | 7.8 | 5.5 | 6.8 | 6.0 | 4.3 | 3.8 | 7.0 | 5.3 | 5.8 | 5.3 | 5.8 | 3.3 | 3.3 |
| 10 | 10 | — | 10 | — | — | 10 | — | 10 | 10 | 10 | 10 | 10 | 5.0 | 10 |
| 8.2 | 6.2 | 6.5 | 9.0 | 4.5 | 6.5 | 8.6 | 6.9 | 7.7 | 6.1 | 4.8 | 8.5 | 7.2 | 5.6 | 2.9 |
| 0 | 5 | 10 | 5 | 0 | 5 | 5 | 0 | 0 | 5 | 10 | 0 | 0 | 0 | 5 |
| 10 | 10 | — | 10 | — | — | 10 | — | 5 | 0 | 5 | 10 | 10 | 0 | 0 |
| 9.5 | 9.7 | 8.8 | 9.0 | 5.1 | 5.4 | 8.7 | 6.0 | 9.2 | 7.9 | 9.1 | 9.5 | 8.7 | 6.1 | 5.6 |
| 8.0 | 8.7 | 10 | 9.3 | 6.2 | 4.9 | 6.6 | 4.9 | 7.5 | 9.5 | 9.7 | 10 | 9.3 | 7.4 | 9.7 |
| 10 | 0 | 0 | 10 | 10 | 10 | 10 | 10 | 10 | 10 | 0 | 10 | 10 | 10 | 0 |
| 10 | 10 | 10 | 10 | 10 | 10 | 10 | 10 | 10 | 10 | 0 | 10 | 10 | 10 | 0 |
| 10 | — | — | 10 | 0 | 10 | 10 | 10 | 10 | 0 | — | 10 | 10 | — | — |
| — | 0 | 0 | — | 0 | 0 | — | 8 | 10 | — | 0 | — | 0 | — | 0 |
| 7.7 | 7.6 | 7.5 | 8.0 | 7.1 | 7.6 | 7.3 | 7.1 | 7.3 | 7.5 | 6.8 | 7.5 | 7.6 | 6.3 | 6.0 |
| 6.6 | 6.6 | 6.7 | 6.2 | 6.9 | 6.4 | 6.8 | 6.9 | 6.5 | 6.3 | 6.9 | 6.2 | 6.0 | 7.2 | 7.5 |
| 7.1 | 7.1 | 7.1 | 7.1 | 7.0 | 7.0 | 7.0 | 7.0 | 6.9 | 6.9 | 6.8 | 6.8 | 6.8 | 6.7 | 6.7 |

Appendix C: Freedom Index 2008, continued

| | 76 | 77 | 78 | 79 | 80 | 81 | 82 | 83 | 84 | 85 |
|---|----------|------|--------|---------|--------|----------|--------|--------|-----------|--------|
| | Barbados | Mali | Zambia | Ukraine | Rwanda | Colombia | Jordan | Turkey | Indonesia | Kuwait |
| SECURITY & SAFETY | 7.6 | 5.6 | 5.8 | 7.5 | 6.3 | 4.1 | 6.1 | 5.4 | 6.1 | 7.2 |
| Extrajudicial Killing | 10 | 5 | 5 | 5 | 5 | 0 | 5 | 0 | 5 | 10 |
| Torture | 5 | 5 | 0 | 0 | 5 | 0 | 0 | 0 | 0 | 5 |
| Political Imprisonment | 5 | 5 | 5 | 5 | 0 | 0 | 0 | 0 | 0 | 5 |
| Disappearance | 10 | 10 | 10 | 10 | 10 | 0 | 10 | 10 | 10 | 10 |
| Intensity of the Violent Conflicts | 10 | 9.5 | 10 | 10 | 10 | 9.5 | 10 | 9.3 | 10 | 10 |
| Level of organised conflict | — | 2.5 | 10 | 7.5 | 7.5 | 2.5 | 10 | 1.3 | 7.5 | 10 |
| Female Genital Mutilation | — | 0.6 | 10 | 10 | 10 | 10 | — | — | 9.0 | 10 |
| Son Preference | — | 10 | 10 | 10 | 10 | 10 | 5.0 | — | 10 | 5.0 |
| Homicide | 5.5 | 6.8 | 0.0 | 8.1 | 3.2 | 0.0 | 9.3 | 8.7 | 6.8 | 9.1 |
| Human Trafficking | — | — | — | 6.5 | — | — | — | 9.5 | — | — |
| Sexual Violence | — | — | — | 9.4 | — | — | — | 9.6 | — | — |
| Assault | — | — | — | 9.8 | — | — | — | 5.8 | — | — |
| Level of perceived criminality | — | 7.5 | 5.0 | 5.0 | 2.5 | 2.5 | 5.0 | 3.8 | 5.0 | 7.5 |
| Theft | — | — | — | 9.0 | — | — | — | 9.3 | — | — |
| Burglary | — | — | — | — | — | — | — | 8.5 | — | — |
| Inheritance | — | 0 | 0 | 10 | 5 | 10 | 5 | — | 5 | 5 |
| Hostility to foreigners & private property | — | 5.0 | 5.0 | 5.0 | 7.5 | 5.0 | 7.5 | 0.0 | 5.0 | 0.0 |
| MOVEMENT | 10 | 8.8 | 8.8 | 8.8 | 8.5 | 7.8 | 6.3 | 7.8 | 8.7 | 5.0 |
| Forcibly Displaced Populations | — | 10 | 10 | 10 | 9.1 | 1.3 | 10 | 8.5 | 9.9 | 10 |
| Freedom of Foreign Movement | 10 | 10 | 10 | 5 | 10 | 10 | 0 | 10 | 10 | 0 |
| Freedom of Domestic Movement | 10 | 5 | 5 | 10 | 5 | 10 | 10 | 5 | 10 | 5 |
| Women's Freedom of Movement | — | 10 | 10 | 10 | 10 | 10 | 5 | — | 5 | 5 |
| EXPRESSION | 7.2 | 7.4 | 5.6 | 6.4 | 3.4 | 5.8 | 4.3 | 4.6 | 6.0 | 4.7 |
| Press—Killings | — | 10 | 10 | 10 | 10 | 10 | 10 | 10 | 10 | 10 |
| Freedom of Speech | 5 | 5 | 5 | 5 | 0 | 5 | 0 | 0 | 5 | 0 |
| Laws & regulations that influence media content | 9.0 | 6.7 | 3.3 | 5.3 | 2.0 | 5.7 | 3.0 | 3.3 | 4.3 | 4.0 |
| Political pressures & controls on media content | 7.5 | 7.8 | 4.0 | 5.3 | 1.5 | 2.5 | 4.0 | 5.0 | 4.5 | 4.8 |
| Dress code in public | — | 10 | 10 | 10 | 10 | 10 | 5.0 | — | 5.0 | 5.0 |
| RELATIONSHIPS | 4.8 | 7.0 | 4.0 | 7.4 | 6.8 | 8.6 | 5.7 | 5.5 | 4.2 | 3.9 |
| Freedom of Assembly and Association | 10 | 0 | 0 | 5 | 5 | 5 | 0 | 0 | 5 | 5 |
| Parental Authority | — | 0 | 0 | 10 | 5 | 10 | 0 | — | 5 | 0 |
| Religion—Government Restriction | 9.2 | 9.1 | 8.2 | 7.2 | 7.9 | 7.8 | 4.7 | 3.5 | 3.0 | 5.0 |
| Religion—Social Hostility | 9.7 | 9.9 | 10 | 7.2 | 10 | 7.2 | 5.6 | 4.9 | 2.0 | 7.2 |
| Male to Male Relationship | 0 | 10 | 0 | 10 | 10 | 10 | 10 | 10 | 0 | 0 |
| Female to Female Relationship | 0 | 10 | 10 | 10 | 10 | 10 | 10 | 10 | 10 | 10 |
| Age of Consent for Homosexual Couples | — | 10 | — | 10 | 0 | 10 | 10 | 10 | — | — |
| Adoption by Homosexuals | 0 | — | 0 | 0 | — | — | — | 0 | — | 0 |
| PERSONAL FREEDOM | 7.4 | 7.2 | 6.1 | 7.5 | 6.3 | 6.6 | 5.6 | 5.8 | 6.2 | 5.2 |
| ECONOMIC FREEDOM | 6.0 | 6.1 | 7.3 | 5.5 | 6.6 | 6.2 | 7.2 | 6.9 | 6.5 | 7.5 |
| FREEDOM INDEX | 6.7 | 6.7 | 6.7 | 6.5 | 6.4 | 6.4 | 6.4 | 6.4 | 6.4 | 6.3 |

| 86 | 87 | 88 | 89 | 90 | 91 | 92 | 93 | 94 | 95 | 96 | 97 | 98 | 99 | 100 |
|------------------|-------|--------|--------|---------------|-------|-------|---------|--------|----------|-------|-------|--------|----------|-------|
| United Arab Emir | Benin | Malawi | Russia | Guinea-Bissau | Kenya | India | Morocco | Uganda | Tanzania | Egypt | Nepal | enegal | Malaysia | China |
| 8.1 | 7.5 | 6.1 | 6.4 | 5.8 | 5.4 | 4.5 | 7.3 | 6.1 | 6.1 | 6.4 | 5.5 | 7.2 | 7.2 | 5.4 |
| 10 | 10 | 5 | 5 | 5 | 0 | 0 | 10 | 5 | 5 | 5 | 0 | 5 | 5 | 0 |
| 5 | 0 | 0 | 0 | 5 | 0 | 0 | 0 | 0 | 0 | 0 | 0 | 5 | 5 | 0 |
| 10 | 10 | 5 | 5 | 5 | 5 | 0 | 0 | 0 | 5 | 0 | 0 | 5 | 0 | 0 |
| 10 | 10 | 10 | 5 | 10 | 5 | 0 | 10 | 10 | 10 | 5 | 10 | 10 | 10 | 5 |
| 10 | 10 | 10 | 9.7 | 10 | 10 | 9.9 | 10 | 9.8 | 10 | 10 | 10 | 10 | 10 | 10 |
| 10 | — | 7.5 | 5.0 | — | 2.5 | 5.0 | 5.0 | 5.0 | 7.5 | 10 | 7.5 | 7.5 | 10 | 10 |
| 7.0 | 8.3 | 8.2 | 10 | 5.0 | 6.0 | 10 | 10 | 9.5 | 8.5 | 1.0 | 10 | 7.2 | — | 10 |
| 5.0 | 10 | 10 | 10 | 10 | 10 | 2.5 | 7.5 | 10 | 10 | 5.0 | 5.0 | 10 | 10 | 0.0 |
| 9.7 | 4.0 | 0.0 | 5.5 | 1.9 | 2.0 | 8.6 | 9.4 | 0.0 | 0.2 | 9.5 | 8.9 | 6.5 | 9.1 | 9.6 |
| — | — | — | 9.8 | — | — | — | — | 10 | — | — | — | — | — | — |
| — | — | — | 8.3 | — | 9.0 | — | 8.8 | — | — | 10 | — | — | — | — |
| — | — | — | — | — | 9.4 | — | 8.0 | 8.7 | — | 10 | — | — | — | — |
| 7.5 | — | 5.0 | 2.5 | — | 2.5 | 5.0 | 7.5 | 5.0 | 7.5 | 7.5 | 7.5 | 7.5 | 7.5 | 2.5 |
| — | — | — | 5.9 | — | 9.9 | — | 8.9 | 9.5 | — | 9.8 | — | — | — | — |
| — | — | — | — | — | — | — | 9.9 | 9.6 | — | 9.9 | — | — | — | — |
| 5 | 5 | 5 | 10 | 0 | 5 | 5 | 5 | 0 | 5 | 5 | 5 | 5 | 5 | 10 |
| 7.5 | — | 7.5 | 5.0 | — | 5.0 | 7.5 | 6.3 | 5.0 | 5.0 | 5.0 | 2.5 | 7.5 | 7.5 | 7.5 |
| 6.3 | 7.5 | 8.7 | 7.5 | 10 | 6.0 | 7.5 | 8.8 | 5.7 | 8.8 | 7.5 | 8.7 | 8.6 | 6.3 | 5.0 |
| 10 | 10 | 9.9 | 9.9 | 10 | 9.0 | 10 | 10 | 8.0 | 10 | 10 | 9.8 | 9.5 | 10 | 10 |
| 0 | 10 | 10 | 10 | 10 | 5 | 5 | 5 | 0 | 10 | 0 | 10 | 5 | 5 | 0 |
| 10 | 0 | 10 | 0 | 10 | 0 | 10 | 10 | 10 | 5 | 10 | 10 | 10 | 5 | 0 |
| 5 | 10 | 5 | 10 | — | 10 | 5 | 10 | 5 | 10 | 10 | 5 | 10 | 5 | 10 |
| 4.1 | 6.0 | 6.1 | 3.7 | 6.1 | 5.7 | 6.9 | 4.1 | 4.6 | 6.4 | 4.5 | 4.5 | 6.2 | 4.1 | 3.0 |
| 10 | 10 | 10 | 9.9 | 10 | 10 | 10 | 10 | 10 | 10 | 10 | 10 | 10 | 10 | 10 |
| 0 | 0 | 5 | 0 | 5 | 5 | 5 | 0 | 0 | 5 | 0 | 0 | 5 | 0 | 0 |
| 2.3 | 6.3 | 4.3 | 3.0 | 5.0 | 3.0 | 6.7 | 2.0 | 3.3 | 5.0 | 3.0 | 5.0 | 4.7 | 2.0 | 0.7 |
| 4.3 | 7.5 | 5.0 | 1.8 | 4.3 | 4.8 | 6.0 | 4.3 | 5.0 | 5.5 | 5.0 | 3.0 | 5.0 | 4.3 | 1.3 |
| 5.0 | 10 | 10 | 10 | 10 | 10 | 5.0 | 10 | 10 | 10 | 5.0 | 10 | 10 | 5.0 | 10 |
| 2.2 | 7.3 | 5.5 | 6.2 | 7.6 | 3.8 | 3.7 | 3.1 | 3.0 | 2.7 | 1.7 | 6.6 | 2.8 | 2.4 | 6.9 |
| 0 | 5 | 0 | 0 | 5 | 0 | 0 | 0 | 0 | 0 | 0 | 0 | 0 | 0 | 0 |
| 0 | 0 | 10 | 10 | 0 | 5 | 0 | 10 | 5 | 5 | 5 | 5 | 0 | 5 | 10 |
| 5.9 | 9.6 | 9.6 | 3.6 | 9.0 | 6.9 | 4.6 | 4.7 | 7.4 | 7.1 | 2.2 | 6.3 | 9.5 | 2.9 | 2.2 |
| 9.6 | 9.1 | 8.6 | 5.8 | 9.5 | 4.9 | 1.3 | 7.1 | 8.7 | 6.8 | 3.1 | 5.0 | 10 | 8.7 | 8.3 |
| 0 | 10 | 0 | 10 | 10 | 0 | 10 | 0 | 0 | 0 | 0 | 10 | 0 | 0 | 10 |
| 0 | 10 | 10 | 10 | 10 | 10 | 10 | 0 | 0 | 0 | — | 10 | 0 | 0 | 10 |
| — | — | — | 10 | 10 | — | — | — | — | — | — | 10 | — | — | 10 |
| 0 | — | 0 | 0 | — | 0 | 0 | 0 | 0 | 0 | 0 | — | 0 | 0 | 5 |
| 5.2 | 7.1 | 6.6 | 5.9 | 7.4 | 5.2 | 5.6 | 5.8 | 4.9 | 6.0 | 5.0 | 6.3 | 6.2 | 5.0 | 5.1 |
| 7.4 | 5.5 | 5.9 | 6.6 | 4.9 | 7.0 | 6.5 | 6.3 | 7.2 | 5.9 | 6.8 | 5.4 | 5.6 | 6.7 | 6.4 |
| 6.3 | 6.3 | 6.3 | 6.3 | 6.1 | 6.1 | 6.1 | 6.0 | 6.0 | 6.0 | 5.9 | 5.9 | 5.9 | 5.8 | 5.8 |

Appendix C: Freedom Index 2008, continued

| | 101 | 102 | 103 | 104 | 105 | 106 | 107 | 108 | 109 | 110 |
|---|---------------|-------|--------------|---------|--------|------|-------|---------------|-----------|---------|
| | Congo, Rep of | Niger | Sierra Leone | Nigeria | Israel | Togo | Gabon | Cote d'Ivoire | Venezuela | Tunisia |
| SECURITY & SAFETY | 5.5 | 6.7 | 6.6 | 4.4 | 3.6 | 6.6 | 7.0 | 5.4 | 5.8 | 6.2 |
| Extrajudicial Killing | 5 | 5 | 10 | 0 | 5 | 10 | 10 | 5 | 0 | 5 |
| Torture | 0 | 5 | 5 | 0 | 0 | 0 | 5 | 0 | 0 | 0 |
| Political Imprisonment | 5 | 5 | 5 | 0 | 0 | 5 | 5 | 5 | 5 | 0 |
| Disappearance | 10 | 5 | 10 | 10 | 10 | 10 | 10 | 5 | 10 | 10 |
| Intensity of the Violent Conflicts | 10 | 9.7 | 10 | 10 | 0.9 | 10 | 10 | 10 | 10 | 10 |
| Level of organised conflict | 5.0 | — | — | 5.0 | 2.5 | — | 7.5 | 5.0 | 10 | 7.5 |
| Female Genital Mutilation | — | 9.8 | 1.5 | 8.1 | — | 8.8 | 10 | 5.5 | 10 | 10 |
| Son Preference | 10 | 7.5 | 10 | 7.5 | — | 10 | 10 | 10 | 10 | 7.5 |
| Homicide | 0.0 | 8.5 | 4.0 | 5.1 | 9.2 | 5.6 | 4.5 | 0.0 | 0.0 | 9.6 |
| Human Trafficking | — | — | — | — | — | — | — | — | — | — |
| Sexual Violence | — | — | 8.4 | — | 0.9 | — | — | 9.5 | — | — |
| Assault | — | — | 2.9 | — | 0.0 | — | — | 9.0 | — | — |
| Level of perceived criminality | 2.5 | — | — | 0.0 | 2.5 | — | 5.0 | 2.5 | 2.5 | 5.0 |
| Theft | — | — | 9.2 | — | 4.5 | — | — | — | — | — |
| Burglary | — | — | 9.9 | — | 3.9 | — | — | 9.6 | — | — |
| Inheritance | 5 | 5 | 0 | 5 | — | 0 | 0 | 5 | 10 | 5 |
| Hostility to foreigners & private property | 7.5 | — | — | 2.5 | 7.5 | — | 7.5 | 0.0 | 2.5 | 5.0 |
| MOVEMENT | 7.3 | 7.5 | 6.2 | 7.5 | 2.0 | 6.2 | 3.8 | 6.7 | 8.8 | 6.3 |
| Forcibly Displaced Populations | 9.3 | 10 | 9.7 | 10 | 6.1 | 9.9 | 10 | 7.0 | 10 | 10 |
| Freedom of Foreign Movement | 0 | 5 | 5 | 10 | 0 | 5 | 0 | 10 | 5 | 0 |
| Freedom of Domestic Movement | 10 | 5 | 0 | 5 | 0 | 0 | 0 | 0 | 10 | 5 |
| Women's Freedom of Movement | 10 | 10 | 10 | 5 | — | 10 | 5 | 10 | 10 | 10 |
| EXPRESSION | 6.3 | 4.2 | 5.8 | 6.2 | 4.9 | 5.0 | 4.1 | 4.1 | 3.5 | 3.4 |
| Press—Killings | 10 | 10 | 10 | 10 | 5.1 | 10 | 10 | 10 | 10 | 10 |
| Freedom of Speech | 5 | 0 | 5 | 5 | 0 | 5 | 0 | 0 | 0 | 0 |
| Laws & regulations that influence media content | 4.3 | 2.7 | 4.0 | 5.3 | 8.0 | 2.3 | 2.0 | 3.3 | 1.3 | 1.0 |
| Political pressures & controls on media content | 5.8 | 4.0 | 4.3 | 4.5 | 6.5 | 2.8 | 4.3 | 3.3 | 2.8 | 2.5 |
| Dress code in public | 10 | 10 | 10 | 5.0 | — | 10 | 10 | 10 | 10 | 10 |
| RELATIONSHIPS | 7.7 | 6.0 | 5.4 | 3.6 | 6.9 | 4.0 | 6.9 | 4.9 | 7.9 | 3.1 |
| Freedom of Assembly and Association | 10 | 0 | 5 | 0 | 0 | 5 | 10 | 0 | 0 | 0 |
| Parental Authority | 5 | 5 | 5 | 10 | — | 5 | 0 | 0 | 10 | 10 |
| Religion—Government Restriction | 9.4 | 8.3 | 9.6 | 6.2 | 5.5 | 8.0 | 8.6 | 7.8 | 6.6 | 4.7 |
| Religion—Social Hostility | 9.7 | 8.3 | 8.1 | 4.0 | 2.6 | 10 | 9.8 | 6.2 | 8.6 | 6.9 |
| Male to Male Relationship | 10 | 10 | 0 | 0 | 10 | 0 | 10 | 10 | 10 | 0 |
| Female to Female Relationship | 10 | 10 | 10 | 5 | 10 | 0 | 10 | 10 | 10 | 0 |
| Age of Consent for Homosexual Couples | 0 | 0 | — | — | 10 | — | 0 | 0 | 10 | — |
| Adoption by Homosexuals | — | — | 0 | 0 | 10 | 0 | — | — | — | 0 |
| PERSONAL FREEDOM | 6.7 | 6.1 | 6.0 | 5.4 | 4.4 | 5.5 | 5.4 | 5.3 | 6.5 | 4.7 |
| ECONOMIC FREEDOM | 4.8 | 5.3 | 5.4 | 5.9 | 6.9 | 5.6 | 5.6 | 5.7 | 4.3 | 6.0 |
| FREEDOM INDEX | 5.7 | 5.7 | 5.7 | 5.7 | 5.6 | 5.5 | 5.5 | 5.5 | 5.4 | 5.4 |

| 111 | 112 | 113 | 114 | 115 | 116 | 117 | 118 | 119 | 120 | 121 | 122 | 123 |
|------------|-------------------|------|----------|---------|------|---------|----------------|-------|-----------|----------|-------|----------|
| Bangladesh | Cent. African Rep | Chad | Cameroon | Burundi | Iran | Algeria | Congo, Dem Rep | Syria | Sri Lanka | Pakistan | Burma | Zimbabwe |
| 5.1 | 4.9 | 3.1 | 5.4 | 4.3 | 5.5 | 6.1 | 4.2 | 6.3 | 4.2 | 3.5 | 4.9 | 3.7 |
| 0 | 0 | 0 | 0 | 0 | 0 | 5 | 0 | 0 | 0 | 0 | 0 | 0 |
| 0 | 0 | 0 | 0 | 0 | 0 | 5 | 0 | 0 | 0 | 0 | 0 | 0 |
| 0 | 5 | 5 | 5 | 0 | 0 | 5 | 0 | 0 | 5 | 0 | 0 | 0 |
| 5 | 10 | 5 | 10 | 5 | 0 | 10 | 5 | 5 | 0 | 0 | 0 | 0 |
| 10 | 10 | 3.5 | 10 | 7.5 | 9.8 | 9.0 | 9.1 | 10 | 0.0 | 8.1 | 9.9 | 10 |
| 5.0 | 7.5 | 0.0 | 5.0 | 2.5 | 10 | 5.0 | 2.5 | 5.0 | 1.3 | 2.5 | 2.5 | 1.3 |
| 10 | 6.0 | 6.4 | 8.0 | 10 | 10 | 10 | 9.5 | 10 | 10 | 9.5 | 10 | 9.5 |
| 5.0 | 10 | 10 | 10 | 10 | 7.5 | 5.0 | 10 | 5.0 | 10 | 2.5 | 7.5 | 10 |
| 8.9 | 0.0 | 3.7 | 2.1 | 1.3 | 8.8 | 9.4 | 1.3 | 8.8 | 8.2 | 7.1 | 5.9 | 4.3 |
| — | — | — | — | — | — | — | — | — | — | — | — | — |
| — | — | — | — | — | — | — | — | 9.9 | — | — | — | — |
| — | — | — | — | — | — | — | — | 9.9 | — | — | — | 1.8 |
| 5.0 | 0.0 | 0.0 | 2.5 | 2.5 | 7.5 | 2.5 | 2.5 | 5.0 | 2.5 | 5.0 | 5.0 | 0.0 |
| — | — | — | — | — | — | — | — | 9.9 | — | — | — | 6.8 |
| — | — | — | — | — | — | — | — | 10.0 | — | — | — | 6.2 |
| 5 | 5 | 0 | 5 | 5 | 5 | 5 | 10 | 5 | 5 | 5 | 10 | 5 |
| 7.5 | 5.0 | 3.8 | 7.5 | 7.5 | 7.5 | 2.5 | 0.0 | 7.5 | 8.8 | 2.5 | 7.5 | 0.0 |
| 7.5 | 4.9 | 6.9 | 3.8 | 7.9 | 5.0 | 6.3 | 4.1 | 5.7 | 4.2 | 4.5 | 4.4 | 1.9 |
| 9.8 | 4.7 | 7.8 | 10 | 6.6 | 10 | 10 | 6.3 | 7.9 | 6.9 | 8.2 | 7.6 | 2.5 |
| 5 | 5 | 5 | 0 | 10 | 0 | 5 | 0 | 0 | 0 | 5 | 0 | 0 |
| 10 | 0 | 5 | 0 | 5 | 5 | 5 | 0 | 5 | 0 | 0 | 0 | 0 |
| 5 | 10 | 10 | 5 | 10 | 5 | 5 | 10 | 10 | 10 | 5 | 10 | 5 |
| 5.0 | 4.5 | 3.7 | 4.3 | 3.9 | 3.0 | 4.2 | 3.4 | 3.0 | 3.2 | 3.8 | 2.6 | 3.0 |
| 10 | 10 | 10 | 10 | 10 | 10 | 10 | 10 | 10 | 6.7 | 9.2 | 10 | 10 |
| 5 | 0 | 0 | 0 | 0 | 0 | 0 | 0 | 0 | 0 | 0 | 0 | 0 |
| 2.7 | 3.7 | 2.3 | 3.3 | 3.0 | 0.3 | 2.7 | 1.7 | 0.3 | 3.7 | 3.3 | 0.0 | 0.3 |
| 2.5 | 4.3 | 2.5 | 4.0 | 2.8 | 1.5 | 4.3 | 2.0 | 1.8 | 2.3 | 2.8 | 0.3 | 1.8 |
| 5.0 | 10 | 5.0 | 10 | 10 | 0.0 | 5.0 | 10 | 5.0 | 5.0 | 5.0 | 10 | 10 |
| 1.1 | 6.5 | 5.4 | 3.3 | 4.7 | 0.9 | 1.4 | 7.1 | 2.0 | 1.9 | 0.7 | 4.0 | 4.2 |
| 0 | 5 | 0 | 0 | 5 | 0 | 0 | 0 | 0 | 0 | 0 | 0 | 0 |
| 0 | 0 | 0 | 5 | 10 | 0 | 0 | 5 | 5 | 5 | 0 | 10 | 5 |
| 5.4 | 7.2 | 5.9 | 9.3 | 9.7 | 1.5 | 4.0 | 8.2 | 4.8 | 5.9 | 3.2 | 2.1 | 6.8 |
| 2.3 | 6.9 | 6.5 | 8.5 | 8.3 | 4.6 | 6.0 | 6.4 | 4.3 | 2.7 | 1.7 | 6.0 | 7.8 |
| 0 | 10 | 10 | 0 | 0 | 0 | 0 | 10 | 0 | 0 | 0 | 0 | 0 |
| 0 | 10 | 10 | 0 | 0 | 0 | 0 | 10 | 0 | 0 | 0 | 10 | 10 |
| — | — | — | — | — | — | — | 10 | — | — | — | — | — |
| 0 | — | — | 0 | 0 | 0 | 0 | — | 0 | 0 | 0 | 0 | 0 |
| 4.7 | 5.2 | 4.8 | 4.2 | 5.2 | 3.6 | 4.5 | 4.7 | 4.3 | 3.4 | 3.1 | 4.0 | 3.2 |
| 6.0 | 5.2 | 5.3 | 5.9 | 4.7 | 6.1 | 5.0 | 4.8 | 5.1 | 5.9 | 5.8 | 3.5 | 3.6 |
| 5.3 | 5.2 | 5.1 | 5.0 | 4.9 | 4.8 | 4.8 | 4.8 | 4.7 | 4.6 | 4.5 | 3.7 | 3.4 |

Appendix D: Freedom and Democracy Indexes, 2008

| | Freedom Index | Democracy Index* |
|-------------------------------|---------------|------------------|
| Albania | 7.98 | 5.62 |
| Algeria | 4.77 | 3.05 |
| Argentina | 7.22 | 6.24 |
| Australia | 8.33 | 8.87 |
| Austria | 8.13 | 8.34 |
| Bahrain | 6.74 | 3.34 |
| Bangladesh | 5.31 | 5.07 |
| Belgium | 7.83 | 7.85 |
| Benin | 6.27 | 5.96 |
| Bolivia | 7.07 | 5.70 |
| Botswana | 6.85 | 6.98 |
| Brazil | 7.35 | 6.88 |
| Bulgaria | 7.60 | 6.57 |
| Burma | 3.72 | 2.00 |
| Burundi | 4.93 | 4.46 |
| Cameroon | 5.03 | 3.30 |
| Canada | 8.33 | 8.84 |
| Central African Republic | 5.18 | 1.59 |
| Chad | 5.07 | 1.10 |
| Chile | 8.12 | 7.44 |
| China | 5.76 | 3.51 |
| Colombia | 6.41 | 5.98 |
| Congo, Democratic Republic of | 4.76 | 2.27 |
| Congo, Republic of | 5.73 | 2.80 |
| Costa Rica | 8.05 | 7.70 |
| Cote d'Ivoire | 5.48 | 3.13 |
| Croatia | 7.20 | 6.75 |
| Cyprus | 7.53 | 7.35 |
| Czech Republic | 7.78 | 7.88 |
| Denmark | 8.30 | 9.48 |
| Dominican Republic | 6.84 | 5.69 |
| Ecuador | 6.80 | 5.06 |
| Egypt | 5.93 | 3.83 |
| El Salvador | 8.04 | 5.94 |
| Estonia | 8.28 | 7.40 |
| Fiji | 7.11 | 4.41 |
| Finland | 8.16 | 9.13 |

* Source: I-IV categories from the Economist Intelligence Unit.

| | Freedom Index | Democracy Index* |
|--------------------|---------------|------------------|
| France | 7.78 | 7.81 |
| Gabon | 5.54 | 2.79 |
| Germany | 7.75 | 8.67 |
| Ghana | 7.23 | 5.22 |
| Greece | 7.03 | 7.81 |
| Guatemala | 7.73 | 5.68 |
| Guinea-Bissau | 6.15 | 1.69 |
| Guyana | 7.16 | 5.59 |
| Haiti | 7.34 | 3.63 |
| Honduras | 7.31 | 5.96 |
| Hong-Kong | 8.39 | 4.96 |
| Hungary | 7.87 | 7.02 |
| Iceland | 8.10 | 9.63 |
| India | 6.06 | 7.40 |
| Indonesia | 6.36 | 6.24 |
| Iran | 4.83 | 3.03 |
| Ireland | 8.33 | 8.76 |
| Israel | 5.60 | 8.02 |
| Italy | 7.62 | 7.70 |
| Jamaica | 7.48 | 6.80 |
| Japan | 8.28 | 7.96 |
| Jordan | 6.38 | 3.96 |
| Kenya | 6.12 | 4.75 |
| Korea, Republic of | 7.53 | 7.95 |
| Kuwait | 6.35 | 3.35 |
| Latvia | 7.44 | 6.76 |
| Lithuania | 7.61 | 6.91 |
| Luxembourg | 8.12 | 8.96 |
| Madagascar | 6.88 | 5.64 |
| Malawi | 6.27 | 5.01 |
| Malaysia | 5.84 | 6.41 |
| Mali | 6.66 | 5.87 |
| Malta | 7.94 | 8.06 |
| Mauritius | 7.88 | 7.63 |
| Mexico | 7.00 | 6.27 |
| Morocco | 6.04 | 3.82 |
| Namibia | 7.10 | 6.04 |
| Nepal | 5.89 | 3.66 |
| Netherlands | 8.47 | 9.49 |
| New Zealand | 8.73 | 8.99 |
| Nicaragua | 7.30 | 5.61 |
| Niger | 5.71 | 3.09 |

| | Freedom Index | Democracy Index* |
|--------------------------|---------------|------------------|
| Nigeria | 5.68 | 3.46 |
| Norway | 8.26 | 9.60 |
| Oman | 6.74 | 2.70 |
| Pakistan | 4.47 | 4.32 |
| Panama | 7.92 | 6.98 |
| Papua New Guinea | 7.39 | 6.11 |
| Paraguay | 7.27 | 5.95 |
| Peru | 7.68 | 5.90 |
| Philippines | 7.02 | 5.37 |
| Poland | 7.73 | 6.85 |
| Portugal | 7.97 | 7.71 |
| Romania | 7.03 | 6.69 |
| Russia | 6.25 | 4.36 |
| Rwanda | 6.44 | 3.31 |
| Senegal | 5.88 | 5.24 |
| Sierra Leone | 5.68 | 3.97 |
| Singapore | 7.67 | 5.53 |
| Slovakia | 8.07 | 6.96 |
| Slovenia | 7.56 | 7.75 |
| South Africa | 6.94 | 7.68 |
| Spain | 8.00 | 8.22 |
| Sri Lanka | 4.64 | 6.28 |
| Sweden | 7.91 | 9.85 |
| Switzerland | 8.26 | 9.01 |
| Syria | 4.67 | 2.36 |
| Taiwan | 7.48 | 7.35 |
| Tanzania | 5.96 | 5.28 |
| Thailand | 7.17 | 6.75 |
| Togo | 5.54 | 2.16 |
| Trinidad and Tobago | 7.13 | 7.03 |
| Tunisia | 5.36 | 2.82 |
| Turkey | 6.37 | 5.86 |
| Uganda | 6.00 | 4.60 |
| Ukraine | 6.49 | 6.69 |
| United Arab Emirates | 6.31 | 2.51 |
| United Kingdom | 8.08 | 7.98 |
| United States of America | 8.30 | 8.15 |
| Uruguay | 8.03 | 7.68 |
| Venezuela | 5.42 | 5.20 |
| Zambia | 6.66 | 4.87 |
| Zimbabwe | 3.38 | 2.58 |
| Correlation | | 0.79 |

Comments on “An Index of Freedom in the World”

Joshua Hall and Robert Lawson

Although it has taken a number of years and several conferences to reach this point, this latest Index of Freedom in the World (IFW) by Vásquez and Štumberger represents a great job. Unlike the Economic Freedom of the World (EFW) index, that comes primarily from a few obvious (at least now) data sources, Vásquez and Štumberger had to scour the globe for these data sources and evaluate them not only for their internal consistency but for their consistency with their conception of personal freedom. Too many scholars would look at a job like this and see that it is too daunting and go back to running regressions on the same old tired data sets. Vásquez and Štumberger deserve praise for taking this project on and doing it so well. That being said, there are several areas for improvement in this paper.

We think a more complete discussion about the blurry line between economic freedom and civil liberties is warranted. While some issues are clearly one or the other, often in practice there is much overlap. One of Michael Walker’s examples has been a prohibitive tariff on newspaper ink, which appears on the surface to be merely an economic restriction, but may have significant implications for freedom of the press (at least in the age before electronic media) as well.

In the discussion about the criteria for selecting variables, we would emphasize one additional issue. The data not only need to be from third-party sources (to ensure replicability and transparency) and cover a large number of countries and time periods, they need to be easily updateable. If a dataset is created as a one-time thing, or is only sporadically updated, it may not be useable in a project like this no matter how conceptually appealing it may be.

People frequently will ask, “Why don’t you include [fill in the blank]?” The answer is often that the many great datasets we can imagine simply do not exist, do not cover many countries, cannot be acquired for much of the past, will not be updated regularly, or cannot be easily acquired with our limited time and money. Yet, with all these limitations in mind, we are reminded of Walter Block’s admonition some years ago to not let the perfect be the enemy of the good. A good, if imperfect index, can still yield valuable insight.

While their data appendix is very thorough in describing the sources of the data and the pros and cons, it says nothing about how Vásquez and

Štumberger transform each variable into a score on a zero-to-ten scale. It is very hard to evaluate some of these variables without that knowledge. For example, for variables that are numerical in question (see homicide), how they are benchmarked (max and min) in the current year is important not only in determining the initial distribution of countries across the 0-10 spectrum but also in how we evaluate change over time. This is important not only for good feedback but also for transparency, which is a key value of the EFW project and should be of this project as well.

There are a lot of blanks in the “Security and Safety” variable for a large number of countries and so we are worried about coverage. Guyana, for example, has 10 out of 18. The Bahamas has just 7 out of 18! Obviously, complete coverage is impossible, but having countries with fewer than 50 percent of the variables in any one area is problematic. Our suggestion to deal with this is to create a composite variable that either is aggregated from multiple sources, such as “Burglary and Theft,” or use one variable to fill in holes in another variable. The idea is to combine several of these data series into one component that captures very well the essence of what you are getting at. Some testing to be sure the variables being combined are sufficiently collinear would be helpful.

Several of the variable titles were too terse for our tastes. For example, the titles “Son Preference,” “Inheritance,” and “Parental Authority” left us wondering what they meant. In reading the details, all of these variables are okay conceptually (they all deal with equality of gender under the law) though the simple titles were hard to decipher. Each variable title should confer the basic meaning of the variable. So “Equality of Legal Treatment of Daughters and Sons” (or some such) is better than “Son Preference.”

There needs to be a discussion in the main text regarding the women’s freedom and homosexuality variables to point out that these are not about women or homosexual activity per se, but are instead trying to get at the extent certain groups are discriminated against under the law. Equality before the law is a key component of the classical liberal tradition. By the same token, the freedom to speak, denounce, and even privately discriminate against people is also a part of the classical liberal tradition. An expanded discussion of this nuance would be helpful. The bottom line from the classical liberal tradition is that private inequality of treatment is allowable but the government and legal system, which is based on force, must treat people equally.

We liked the honest internal debate on the issue of capital punishment, but suggest the authors add a similar internal debate about another issue of contention amongst us, namely, the right to bear arms. We have had a vigorous debate about this among the conferees over the years, with most representatives of the Western Hemisphere arguing for the inclusion of

such a measure in the index whilst most representatives of the Eastern Hemisphere arguing against inclusion. For the record, we would include a variable measuring the right to bear arms if it was up to us.¹

Finally, we suggest that a series of statistical robustness checks be conducted. For example, the Freedom House's Civil Liberties index is very well known as a measure of personal liberty. That index fails to live up to some of our methodological standards especially as related to transparency and replicability. Nevertheless, it would be comforting to know that the personal liberties side of the IWF correlated well with the Freedom House measure. Likewise, we are curious about how closely this index correlates with the so-called State of World Liberty index (an amalgam of EFW index, Heritage's index, Freedom House's indexes, etc.)

In the final analysis, we are very pleased with this effort and think it should be quickly revised and published. There is always time to improve the index in subsequent editions, as we have done with the EFW index, but we believe it is time to get this project out into the hands of a wider audience.

1 *Editor's note:* Subsequent to these comments, the authors explained that they would still wish to include an indicator on the right to bear arms. They removed an indicator on weapons from an earlier version of their paper only because it proved not to be an accurate measure of the right to bear arms. A standardized measure of such across countries does not appear to exist, but as soon as one is created or discovered the authors intend to include it in their overall index.

Comments on “An Index of Freedom in the World”

Fred McMahon

I congratulate Ian Vásquez and Tanja Štumberger for an excellent proto-index and agree with their general approach and methodology. These comments will focus on some future directions and specific issues. They will not provide solutions but instead suggest areas for further research and study.

Weighting: minorities and women

Weighting is a virtually intractable puzzle in developing many indexes. Here it will likely become even more problematic as the index becomes more finely tuned. For example, “Women’s freedom of movement” is one variable in the “Movement” area.

When a variable refers to the population in general, there are no obvious *general a priori* reasons to give one variable a different weight than another, though there may be specific arguments with some variables.

However, when a variable measures one part of the population, there is a clear *a priori* reason *not* to give it an equal weighting with other variables. One might argue, on one hand, that a women’s freedoms variable should be half weighted to represent roughly the weight of women in the population. Or perhaps better, one could argue that to the extent the variable directly represents broad freedoms for half the population and/or is a proxy for women’s broad freedoms, the variable should be used to downward grade all other variables, since the women’s variable indicates that these broad freedoms are not available to the full population.

Here the specific question would concern the overall “Movement” area, but it would also apply to minorities: for example, the “Threat to Foreigners” under the area “Security and Safety” and the various variables for homosexual relationships under the area “Relationship Freedoms.”

Here is a numerical example meant only to demonstrate the above, not to suggest the type of weighting used in the example. Let’s say the women’s variable gives 5 out of 10 for a particular nation. Now, should the weight of this be cut in half? Or alternatively, should the available variables on women’s freedoms be taken as a proxy for the overall freedom of women? Say a nation gets an 8 generally, but the variables on women only score an average of 4. In this case, could we assume that while men get an 8, women are likely to get only a 4, so that the nation gets a score of 6?

Proxies

It is highly likely that useful proxies could be found for many difficult areas, a prime example again being women’s freedoms.

Two examples: The difference in birth rates between males and females may be a good proxy, at least in some nations, for women’s freedom. Differences in literacy rates may also be a good proxy.¹

Given there are many areas of freedom (for example with minorities) where direct measures will be difficult, further focus on finding good proxies is warranted. Arguably the proto index already uses proxies, for example “Perceived Criminality.”

A finer grained matrix

There is every reason to believe that freedoms vary across what could be called spheres (religion, civic, political speech, etc.) and actions (assembly, media, etc.). So, for example, the media may be able to discuss political issues quite freely while political assembly is suppressed. (This was more or less the situation in Egypt under Mubarak.) Or a nation may allow religious assemblies but suppress religious speech. (Again, something like this was the case in Egypt under Mubarak for Copts who could assemble but faced great violence for proselytizing.)

Ultimately, a full index will capture these finely tuned differences in a matrix like the one below.

| Country X | | Freedom Actions | | | |
|--------------------|------------------|-----------------|-----------------|--------------|-------------|
| | | <i>Speech</i> | <i>Assembly</i> | <i>Press</i> | <i>Etc.</i> |
| Spheres of Freedom | <i>Personal</i> | 4.7 | 3.6 | 2.1 | ... |
| | <i>Political</i> | 4 | 1 | 4.5 | ... |
| | <i>Religious</i> | 1 | 3.5 | 0.9 | ... |
| | <i>Etc.</i> | ... | ... | ... | ... |

In the above matrix, Country X allows moderately good freedom of speech and press for political issues but suppresses political assemblies. It is fairly liberal on religious assemblies but suppresses freedom of speech and press in discussions of religion.

Building this sort of matrix would require considerably more information that is available today, though proxies may in the end provide further information.

1 It may be that in some nations, women have a higher degree of literacy than males. This could actually reflect prejudice against men in the school system or an innate ability, on average, for girls to do better in school. This points to a weakness of using any proxy measure, but does not prove they are unfeasible in general.

Individual variables

Drug access

Restrictions on “recreational” drugs, whether a good or a bad thing, are freedom limiting and should be included in the index. The authors in our discussions agree with this but have been unable to find variables on access/restrictions on recreational drugs.

Relationships

Under “relationships,” the freedom to form a homosexual relationship may be over weighted, representing one half of all the variables for this section.

Foreigners

In almost all nations (Gulf states being notable outliers), the percentage of foreigners in a population is quite small, so why does hostility to foreigners get its own variable?² Obviously “hostility” towards internal ethnic or religious groups will be much more important in most nations. Perhaps the only motivation for including this variable would be as a proxy that is likely to pick up hostility towards other minorities, otherwise we are picking “foreigners” as a privileged minority. More generally, what does “hostility” mean?

Perceived criminality

Perception of criminality is a poor marker of actual criminality. Perceived criminality has gone up in the United Kingdom, for example, while criminality has declined. Is it, then, rather than a proxy for criminality, actually a proxy for people limiting their actions because of perceived danger?

2 The property rights aspect of this variable is presumably picked up in the economic freedom index.