



the
**HUMAN
FREEDOM
INDEX** 2021

A Global Measurement
of Personal, Civil, and
Economic Freedom

**Ian Vásquez, Fred McMahon,
Ryan Murphy, and Guillermina Sutter Schneider**

the
**HUMAN
FREEDOM
INDEX** 2021

A Global Measurement
of Personal, Civil, and
Economic Freedom

**Ian Vásquez, Fred McMahon,
Ryan Murphy, and Guillermina Sutter Schneider**

CAIO
INSTITUTE

FRASER
INSTITUTE

Copyright © 2021 by the Cato Institute and the Fraser Institute
All rights reserved

Print ISBN: 978-1-952223-49-5
Digital ISBN: 978-1-952223-50-1

Printed in the United States of America
Cover design by Luis Ahumada Abrigo and Guillermina Sutter Schneider

CATO INSTITUTE
1000 Massachusetts Ave. NW
Washington, DC 20001
United States of America
www.cato.org

FRASER INSTITUTE
4th Floor, 1770 Burrard Street
Vancouver BC
Canada V6J 3G7
www.fraserinstitute.org

TABLE OF CONTENTS

Acknowledgments.....	1
Executive Summary	3
The Seventh Annual Report	9
Defining and Measuring Freedom	9
What the Index Measures	14
Findings.....	21
Conclusion: Toward a Better Appreciation of Freedom.....	32
Countries by Region.....	35
Country Profiles	51
Methodology and Sources	383
Notes.....	419
About the Authors.....	423
About the Copublishers.....	425

ACKNOWLEDGMENTS

We would like to acknowledge a number of individuals and organizations for their past or current support of and contributions to the *Human Freedom Index*, copublished by the Fraser Institute and the Cato Institute.

We are grateful to Luis Ahumada Abrigo for helping to improve the process, design, and quality of the production. Thanks also to Lindsay Donofrio, Cato’s director of editorial production, for ably shepherding the index to publication.

Our index builds on the work of the Fraser Institute’s economic freedom project; thus, we owe a debt of gratitude to Michael Walker, the Institute’s former executive director and initiator of that research program, and to the long-time authors of the annual *Economic Freedom of the World* report, James Gwartney, Robert Lawson, and Joshua Hall. All of them laid the groundwork for this report and generously contributed their time and advice to its creation.

We thank Tanja Porčnik for her contributions to previous editions of the index. We are grateful also to the Liberales Institut at the Friedrich Naumann Foundation for Freedom, a previous copublisher of this report, for its support, and to Detmar Doering, former director at the Institut and an early and active champion of this project. Andrei Illarionov was also an enthusiastic proponent of this project, and we thank him for his insights and contributions.

Finally, we would like to acknowledge the support of a grant from the John Templeton Foundation and the sponsors of—and numerous scholars who participated in—the seminars out of which this index arose: the first, in Atlanta, sponsored by Liberty Fund; three in Potsdam, sponsored by the Liberales Institut; and one in Washington, DC, sponsored by the Cato Institute.

—*Ian Vásquez, Fred McMahon, Ryan Murphy, and Guillermina Sutter Schneider*

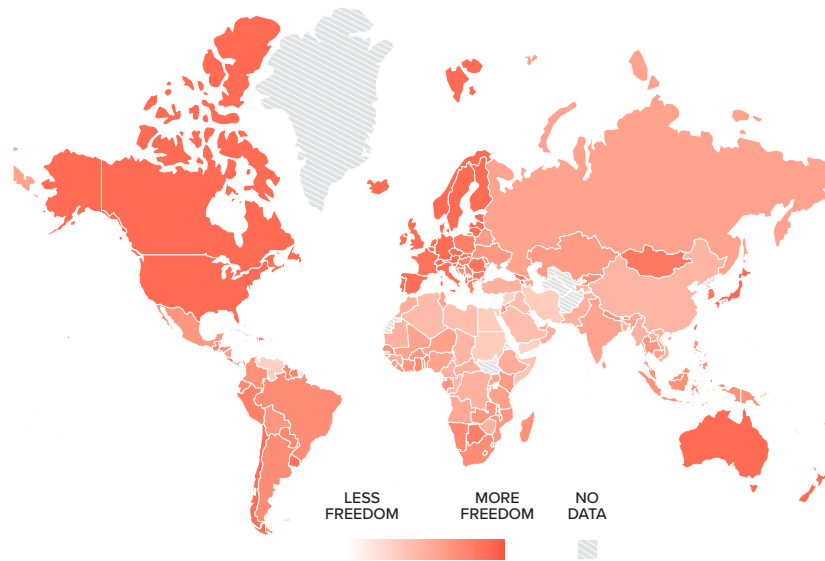
EXECUTIVE SUMMARY

The *Human Freedom Index* (HFI) presents a broad measure of human freedom, understood as the absence of coercive constraint. This seventh annual index uses 82 distinct indicators of personal and economic freedom in the following areas:

- Rule of law
- Security and safety
- Movement
- Religion
- Association, assembly, and civil society
- Expression and information
- Relationships
- Size of government
- Legal system and property rights
- Sound money
- Freedom to trade internationally
- Regulation

The HFI is the most comprehensive freedom index so far created for a globally meaningful set of countries and jurisdictions representing 98.1 percent of the world's population. The HFI covers 165 jurisdictions for 2019, the most recent year for which sufficient data are available. The index ranks jurisdictions beginning in 2008, the earliest year for which a robust enough index could be produced.

On a scale of 0 to 10, where 10 represents more freedom, the average human freedom rating for 165 jurisdictions in 2019 was 7.12. Among the 162 jurisdictions for which we have data for 2018 and 2019, the overall level of freedom (weighing all jurisdictions equally) remained unchanged, with 82 jurisdictions decreasing their ratings and 67 improving.



Comparing all the jurisdictions for which we have the same data available since 2008, the level of global freedom has decreased slightly (-0.01), with more jurisdictions in the index decreasing their ratings (71) than increasing (67). By the same measure, fully 83 percent of the global population lives in jurisdictions that have seen a fall in human freedom since 2008. That includes decreases in overall freedom in the 10 most populous countries in the world. Only 17 percent of the global population lives in countries that have seen increases in freedom over the same time period.

The data show that there is an unequal distribution of freedom in the world, with only 14.6 percent of the world's population living in the top quartile of jurisdictions in the HFI and 40.3 percent living in the bottom quartile. The gap in human freedom between the most-free and the least-free jurisdictions has widened since 2008, increasing by 6.6 percent when comparing the top and bottom quartile of nations in the HFI.

The countries that took the top 10 places, in order, were Switzerland, New Zealand, Denmark, Estonia, Ireland, Canada and Finland (tied at 6), Australia, Sweden, and Luxembourg. Selected jurisdictions rank as follows: United Kingdom (14), Germany, Japan, and the United States (tied at 15), Taiwan (19), Chile (28), Hong Kong (30), South Korea (31), France (34), Argentina (74), South Africa (77), Brazil (78), Mexico (93), India (119), Nigeria (123), Russia (126), Turkey (139), China (150), Saudi Arabia (155), Iran (160), Venezuela (164), and Syria (165).

Out of 10 regions, the regions with the highest levels of freedom are North America (Canada and the United States), Western Europe, and Oceania. The lowest levels are in the Middle East and North Africa, sub-Saharan Africa, and South Asia. Women-specific freedoms, as measured by five indicators in the index, are strongest in North America, Western Europe, and East Asia and are least protected in the Middle East and North Africa, South Asia, and sub-Saharan Africa.

Jurisdictions in the top quartile of freedom enjoy a significantly higher average per capita income (\$48,748) than those in other quartiles; the average per capita income in the least free quartile is \$11,259. The HFI also finds a strong relationship between human freedom and democracy.

This year's report is the product of a top-down review resulting in methodological improvements and the use of new variables and sources in addition to, or in replacement of, ones we previously used for what we believe is a more rigorous and robust index. The findings in the HFI suggest that freedom plays an important role in human well-being, and they offer opportunities for further research into the complex ways in which freedom influences, and can be influenced by, political regimes, economic development, and the whole range of indicators of human well-being.

The Human Freedom Index

Rank	Freedom rank change (2018–2019)	Country/Territory	Personal freedom	Economic freedom	Human freedom	Freedom score change (2018–2019)
1	0	Switzerland	9.56	8.48	9.11	▼ 0.03
2	0	New Zealand	9.33	8.56	9.01	▼ 0.11
3	0	Denmark	9.56	8.17	8.98	▼ 0.01
4	▲ 1	Estonia	9.48	8.11	8.91	▼ 0.01
5	▲ 1	Ireland	9.40	8.21	8.90	▲ 0.01
6	0	Finland	9.52	7.92	8.85	▼ 0.04
6	▲ 3	Canada	9.40	8.06	8.85	▲ 0.02
8	▼ 4	Australia	9.30	8.20	8.84	▼ 0.10
9	▼ 1	Sweden	9.63	7.72	8.83	▼ 0.01
10	0	Luxembourg	9.48	7.84	8.80	▼ 0.01
11	▲ 3	Netherlands	9.36	7.96	8.78	▲ 0.02
12	▲ 1	Iceland	9.40	7.90	8.77	▲ 0.00
13	▼ 1	Norway	9.50	7.72	8.76	▼ 0.03
14	▼ 3	United Kingdom	9.19	8.15	8.75	▼ 0.05
15	0	United States	9.09	8.24	8.73	▼ 0.02
15	▲ 1	Germany	9.32	7.91	8.73	▲ 0.00
15	▲ 1	Japan	9.26	7.98	8.73	▲ 0.00
18	▲ 1	Portugal	9.33	7.79	8.69	▲ 0.02
19	▲ 1	Taiwan	9.14	8.02	8.68	▲ 0.02
19	▲ 3	Lithuania	9.01	8.21	8.68	▲ 0.04
21	▼ 3	Austria	9.25	7.86	8.67	▼ 0.01
21	▲ 1	Latvia	9.18	7.94	8.67	▲ 0.03
23	▲ 1	Czech Republic	9.14	7.87	8.61	▼ 0.01
23	▲ 3	Belgium	9.31	7.62	8.61	▲ 0.01
25	▲ 2	Spain	9.04	7.89	8.56	▲ 0.03
26	▲ 2	Italy	9.12	7.61	8.49	▲ 0.00
27	▲ 2	Malta	8.75	8.03	8.45	▼ 0.01
28	▼ 3	Chile	8.86	7.85	8.44	▼ 0.17
29	▲ 2	Cyprus	8.80	7.89	8.42	▼ 0.01
30	▼ 10	Hong Kong SAR, China	8.06	8.91	8.41	▼ 0.25
31	▼ 1	Korea, Rep.	8.94	7.61	8.39	▼ 0.06
32	0	Slovenia	9.04	7.43	8.37	▼ 0.03
33	0	Uruguay	9.08	7.36	8.36	▲ 0.01
34	0	France	8.91	7.55	8.34	▲ 0.01
35	0	Romania	8.65	7.88	8.33	▲ 0.08
36	▼ 1	Cabo Verde	8.70	7.65	8.26	▲ 0.01
37	▲ 1	Costa Rica	8.66	7.68	8.25	▲ 0.02
38	▼ 3	Bahamas, The	8.69	7.56	8.22	▼ 0.03
39	▲ 2	Slovak Republic	8.63	7.61	8.21	▲ 0.03
40	▼ 1	Georgia	8.15	8.26	8.20	▼ 0.02
40	▲ 7	Armenia	8.32	8.03	8.20	▲ 0.19
42	▼ 2	Croatia	8.73	7.36	8.16	▼ 0.05

Rank	Freedom rank change (2018–2019)	Country/Territory	Personal freedom	Economic freedom	Human freedom	Freedom score change (2018–2019)
43	▼1	Albania	8.38	7.81	8.14	▼0.02
44	▼1	Panama	8.35	7.79	8.12	▼0.03
45	▼1	Bulgaria	8.30	7.76	8.08	▼0.05
46	▼2	Mauritius	8.01	8.16	8.07	▼0.06
47	▼1	Mongolia	8.45	7.38	8.00	▼0.06
48	0	Singapore	7.39	8.81	7.98	▲0.02
49	0	Poland	8.50	7.2	7.96	▲0.03
50	0	Peru	8.03	7.78	7.93	▲0.02
51	▲9	Barbados	8.65	6.91	7.92	▲0.23
52	0	Jamaica	8.06	7.71	7.91	▲0.01
53	▲6	Botswana	8.10	7.62	7.90	▲0.20
54	▼4	Dominican Republic	8.09	7.58	7.88	▼0.03
54	▲1	Montenegro	8.05	7.64	7.88	▲0.10
56	▼2	Greece	8.37	7.15	7.86	▲0.04
57	▼4	Seychelles	7.99	7.63	7.84	▼0.01
58	▲4	North Macedonia	8.18	7.13	7.75	▲0.15
59	▼3	Hungary	7.88	7.53	7.73	0.00
60	▼2	Trinidad and Tobago	8.01	7.27	7.70	▼0.02
61	▲3	Moldova	7.95	7.30	7.68	▲0.10
62	▲6	Israel	7.69	7.63	7.66	▲0.11
63	▼7	Suriname	8.63	6.14	7.64	▼0.09
63	▲6	Belize	8.31	6.70	7.64	▲0.10
65	▼2	Guatemala	7.51	7.80	7.63	▲0.04
66	▼5	Namibia	8.12	6.76	7.56	▼0.06
67	▼2	Bosnia and Herzegovina	8.03	6.86	7.54	▼0.03
67	▲4	Paraguay	7.78	7.22	7.54	▲0.03
67	▲4	Serbia	7.77	7.22	7.54	▲0.03
70	▼3	Guyana	8.06	6.52	7.49	▼0.07
70	0	Ghana	8.07	6.69	7.49	▼0.04
72	▲1	Ecuador	7.96	6.68	7.43	▼0.06
73	▲1	El Salvador	7.39	7.39	7.39	▼0.09
74	▼9	Argentina	8.73	5.50	7.38	▼0.19
75	▲1	Fiji	7.90	6.54	7.36	▼0.01
76	0	Benin	7.83	6.62	7.32	▼0.05
77	▼2	South Africa	7.53	6.97	7.30	▼0.10
78	0	Brazil	7.64	6.63	7.22	▼0.14
78	▲1	Timor-Leste	7.97	6.19	7.22	▼0.07
80	0	Haiti	7.71	6.51	7.21	▼0.03
81	▼1	Kyrgyz Republic	7.18	7.17	7.18	▼0.06
82	▲3	Papua New Guinea	7.72	6.23	7.17	▲0.06
82	▲4	Malaysia	6.92	7.52	7.17	▲0.07
84	0	Nepal	7.41	6.71	7.12	0.00
85	▼3	Indonesia	6.98	7.26	7.10	▼0.12
86	▼3	Honduras	6.97	7.26	7.09	▼0.04

Rank	Freedom rank change (2018–2019)	Country/Territory	Personal freedom	Economic freedom	Human freedom	Freedom score change (2018–2019)
87	▲ 3	Senegal	7.66	6.25	7.07	▲ 0.01
88	▲ 3	Madagascar	7.51	6.33	7.02	▲ 0.00
89	0	Colombia	7.14	6.82	7.01	▼ 0.06
89	▲ 3	Lesotho	7.32	6.57	7.01	▲ 0.00
91	▼ 4	Malawi	7.72	5.96	6.99	▼ 0.10
92	▼ 4	Bolivia	7.41	6.28	6.94	▼ 0.14
93	▲ 3	Mexico	6.72	7.20	6.92	▼ 0.02
94	▲ 5	Jordan	6.42	7.59	6.91	▲ 0.04
95	▲ 3	Côte d'Ivoire	7.42	6.18	6.90	0.00
96	▲ 16	Thailand	6.90	6.87	6.89	▲ 0.33
97	0	Gambia, The	6.77	7.04	6.88	▼ 0.05
98	▲ 7	Bhutan	6.90	6.82	6.86	▲ 0.05
98	▲ 8	Ukraine	7.33	6.20	6.86	▲ 0.08
100	▼ 6	Burkina Faso	7.44	6.04	6.85	▼ 0.12
101	▲ 1	Philippines	6.42	7.42	6.83	0.00
102	▼ 9	Zambia	6.62	7.09	6.82	▼ 0.18
103	▼ 1	Liberia	7.14	6.35	6.81	▼ 0.02
104	▼ 3	Gabon	7.51	5.80	6.80	▼ 0.04
104	▼ 2	Mozambique	7.27	6.15	6.80	▼ 0.03
106	▲ 2	Kazakhstan	6.24	7.52	6.77	▲ 0.09
106	▲ 5	Guinea-Bissau	7.29	6.06	6.77	▲ 0.15
108	▼ 8	Lebanon	6.76	6.76	6.76	▼ 0.10
109	▼ 2	Kenya	6.59	6.94	6.73	▲ 0.01
109	0	Belarus	6.62	6.88	6.73	▲ 0.08
111	▼ 1	Sierra Leone	7.12	6.15	6.70	▲ 0.07
112	▼ 18	Sri Lanka	6.44	6.78	6.58	▼ 0.39
113	▲ 2	Togo	6.60	6.35	6.50	▼ 0.02
114	▼ 1	Tanzania	6.29	6.75	6.48	▼ 0.07
115	▲ 3	Cambodia	5.94	7.22	6.47	▲ 0.01
116	0	Tunisia	6.82	5.97	6.46	▼ 0.03
116	▲ 4	Brunei Darussalam	5.87	7.30	6.46	▲ 0.02
118	0	Niger	6.78	5.97	6.41	▼ 0.05
119	▼ 5	India	6.20	6.66	6.39	▼ 0.15
120	▼ 4	Rwanda	5.65	7.35	6.36	▼ 0.13
121	▲ 4	Kuwait	6.07	6.72	6.34	▲ 0.07
122	▼ 1	Uganda	5.54	7.42	6.32	▼ 0.07
123	0	Nigeria	5.79	6.97	6.28	▼ 0.02
124	▲ 2	Mali	6.55	5.83	6.25	0.00
125	▼ 1	Nicaragua	5.67	7.04	6.24	▼ 0.04
126	▼ 4	Russian Federation	5.90	6.70	6.23	▼ 0.10
127	0	Azerbaijan	5.96	6.44	6.16	▲ 0.02
128	0	Qatar	5.48	7.09	6.15	▲ 0.05
129	▲ 7	Angola	6.50	5.50	6.09	▲ 0.29
130	-	Comoros	5.73	6.55	6.07	-

Rank	Freedom rank change (2018–2019)	Country/Territory	Personal freedom	Economic freedom	Human freedom	Freedom score change (2018–2019)
131	▼ 2	United Arab Emirates	5.20	7.28	6.06	▲ 0.06
132	▲ 15	Ethiopia	6.00	5.87	5.95	▲ 0.42
133	▼ 2	Oman	5.36	6.69	5.92	▲ 0.01
134	▼ 4	Morocco	5.33	6.69	5.90	▼ 0.09
134	▼ 3	Vietnam	5.63	6.26	5.90	▼ 0.01
136	0	Lao PDR	5.30	6.60	5.85	▲ 0.05
137	-	Djibouti	5.24	6.68	5.84	-
138	▼ 4	Guinea	5.96	5.62	5.82	0.00
139	▼ 6	Turkey	5.25	6.54	5.79	▼ 0.06
139	▲ 2	Eswatini	5.60	6.05	5.79	▲ 0.06
141	▼ 1	Myanmar	5.72	5.94	5.78	▲ 0.04
142	▼ 6	Bangladesh	5.52	6.05	5.75	▼ 0.05
143	1	Bahrain	4.59	7.33	5.73	▲ 0.11
143	▲ 6	Mauritania	5.18	6.49	5.73	▲ 0.29
145	▼ 3	Pakistan	5.41	5.95	5.63	▼ 0.02
145	▼ 2	Cameroon	5.47	5.86	5.63	0.00
147	▼ 8	Central African Republic	5.81	5.36	5.62	▼ 0.14
147	▲ 4	Congo, Dem. Rep.	5.81	5.36	5.62	▲ 0.32
149	▼ 15	Zimbabwe	6.07	4.94	5.60	▼ 0.22
150	▼ 5	China	4.87	6.53	5.57	▼ 0.03
150	▼ 4	Chad	5.54	5.60	5.57	▼ 0.01
152	▼ 4	Congo, Rep.	5.88	5.08	5.55	▲ 0.09
153	▼ 3	Tajikistan	4.83	6.50	5.52	▲ 0.09
154	▼ 2	Algeria	5.51	4.90	5.26	▲ 0.05
155	▲ 1	Saudi Arabia	3.89	6.85	5.12	▲ 0.20
156	▼ 3	Libya	5.17	4.79	5.05	▼ 0.09
157	▼ 3	Iraq	4.49	5.74	5.02	▲ 0.04
157	▼ 2	Burundi	4.57	5.65	5.02	▲ 0.05
159	-	Somalia	3.68	6.67	4.93	-
160	▼ 3	Iran, Islamic Rep.	4.14	5.06	4.53	▼ 0.11
161	▼ 3	Egypt, Arab Rep.	3.63	5.68	4.49	▲ 0.08
162	▼ 1	Sudan	4.74	4.19	4.48	▲ 0.53
163	▼ 3	Yemen, Rep.	3.11	5.45	4.08	▲ 0.01
164	▼ 5	Venezuela, RB	4.90	2.83	4.03	▼ 0.22
165	▼ 3	Syrian Arab Republic	2.60	5.19	3.66	▼ 0.17

Note: “-” denotes lack of data for countries first appearing in the index for the year 2019 and whose indicators for previous years are not available.

THE HUMAN FREEDOM INDEX 2021

THE SEVENTH ANNUAL REPORT

This seventh annual report presents a broad measure of human freedom around the world. It builds on a multiyear program of research and discussions held in Europe and North America involving scholars from many disciplines and countries. It uses, adapts, and evolves the methodologies that emerged from the decades-long work of the Fraser Institute to define and measure economic freedom with the *Economic Freedom of the World* index.¹ The economic freedom project has demonstrated the power of such measurement to increase understanding about the concept of freedom and its contribution to human well-being.

A central purpose of this report is to paint a broad but reasonably accurate picture of the extent of overall freedom in the world. A larger purpose is to more carefully explore what we mean by freedom and to better understand its relationship to any number of other social and economic phenomena. This research could also help us more objectively observe the ways in which various freedoms—be they economic or civil, for example—interact with one another. We hope that this index will become a resource for scholars, policymakers, and interested laypeople alike and that its value will increase as it is annually updated, thus allowing us to observe numerous relationships through time.

The *Human Freedom Index* casts a wide net in an attempt to capture as broad a set of freedoms as could be clearly identified and measured. Some freedoms that could be clearly identified, such as the freedom to use drugs, could not be included because internationally comparable data could not be found. In other cases, data and clarity could be achieved for too few countries to satisfy the goal of making a global index.

That said, we and the authors of the other preliminary papers and indexes that have contributed to the creation of this index recognize that the global characterization of the state of human freedom published here is a work in progress.² It is published with satisfaction but also with humility. We believe that we have constructed an index that provides a solid foundation for the ensuing work of refinement and recalibration in the face of new data sources or improved understanding as time passes. In that spirit, we welcome feedback, which may be appropriate in further consideration of the data found in the index and published in this volume.

DEFINING AND MEASURING FREEDOM

The contest between liberty and power has been ongoing for millennia. For just as long, it has inspired competing conceptions of freedom. Plato and Hobbes, for example, thought that extensive or absolutist rule over society was compatible with

The contest between **liberty and power** has been ongoing for millennia.

their definition of freedom because in their view it would prevent society from descending into violence or chaos, which they considered more detrimental to freedom than a powerful state.

Others, such as the 6th-century BCE Chinese philosopher Lao-tzu and the 16th-century Spanish scholastics, expressed and developed ideas consistent with the view of the father of modern political philosophy, John Locke, that freedom implies that an individual not “be subject to the arbitrary Will of another, but freely follow his own.”³

This index follows that latter tradition, which in the past several hundred years has shaped the modern liberal world. Freedom in our usage is a social concept that recognizes the dignity of individuals and is defined by the absence of coercive constraint.⁴ (That contrasts with a mechanistic concept whereby anything that limits a person’s ability to do what they want—be it a natural, physical barrier or another person who happens to be standing in their way—is considered an infringement on their freedom.) Freedom thus implies that individuals have the right to lead their lives as they wish as long as they respect the equal rights of others.

Isaiah Berlin best elucidated this notion of freedom, commonly known as negative liberty.⁵ In the simplest terms, negative liberty means noninterference by others. Berlin contrasts that type of liberty with positive liberty, which requires the removal of constraints that impede one’s personal improvement or the fulfillment of his or her potential as the individual understands it. When positive liberty, however, is imposed by others, it undermines negative liberty because individuals naturally have conflicting views on whether and how to achieve self-improvement. As in the case of the totalitarian systems of the 20th century, this discrepancy allows rulers to ignore the wishes of people and commit torture and other atrocities in the name of some higher form of freedom. Berlin further warned, as did F. A. Hayek, against the common tendency to call other good things—think of income or housing, for example—“freedom,” because this merely causes confusion.⁶

Negative liberty “comes in only one flavor—the lack of constraint imposed on the individual”⁷—whereas positive freedom is far more likely to mean different things to different people and thus cannot be measured independent of the goals that conflicting ideologies or groups might identify with freedom.

This index is thus an attempt to measure the extent to which the negative rights of individuals are respected in the countries and jurisdictions observed. By negative rights, we mean freedom from interference—predominantly

by government—in people’s right to choose to do, say, or think anything they want, provided that it does not infringe on the rights of others to do likewise. The rule of law is thus essential to protect freedoms such as freedom of religion, freedom of speech, freedom of assembly, sexual freedom, economic freedom, and so on. Indeed, some of the rights that individuals legitimately claim depend partially or wholly on action by government to be realized. The right to personal security is the most important, but security in one’s property rights and the rule of law also require government action.

While aspects of liberty associated with democracy and political freedom—freedom of speech, assembly, and public demonstration—are included in this index, democracy or political freedom is not. Political freedom is important, but it does not mean democracy alone or unrestrained democracy. It is ideally some combination of the division of power, limited government, decentralization, and structural characteristics designed to control the powers of the majority. For example, countries such as Canada and the United States have democratic elections and constitutional constraint as well as separation of powers and decentralization. The United Kingdom has checks and balances and other limits on power, but it has no written constitution. The issue of how political freedom can best be determined and which of its forms is most consistent with personal, economic, and civil freedom is a major area of ongoing research.

This report does not address that topic directly. However, it is hoped that the data provided here will assist researchers as they seek to determine the political structure most consistent with political freedom and the sustainability of personal, economic, and civil freedom. In that spirit, we look at the relationship between human freedom and democracy in the final section of this report.⁸

We use the following criteria to select data for the index: the data come from credible external sources and, for the sake of objectivity, are not generated by us; the index is transparent on methodology and sources; and the report covers as large a number of jurisdictions over as long a time period as is possible given the data available. As previously noted, we generally measure official restrictions on freedom, although some measures capture social or nonofficial violations of liberty (e.g., violence or conflict measures).

This index fills a gap in the literature by examining overall freedom, including economic and other human freedoms. Existing economic freedom indexes examine only the former, of course. Similarly, other surveys of freedom focus

Freedom in our usage
is a social concept
that recognizes the
dignity of individuals.

on subsets of freedom that exclude economic freedom. Yet all these freedoms are crucial.

In fact, early systemic writings on freedom in the Enlightenment often focused on economic liberalism, or what we would identify with economic freedom, as an intrinsic part of overall freedom. This index thus for the first time develops a broad measure of human freedom rather than select aspects of it. We combine economic freedom measures from the *Economic Freedom of the World* index with measures of what we call personal freedoms. Our definition of economic freedom is that of James Gwartney, Robert Lawson, and Walter Block: “Individuals have economic freedom when property they acquire without the use of force, fraud, or theft is protected from physical invasions by others and they are free to use, exchange, or give their property as long as their actions do not violate the identical rights of others.”⁹ Economic freedom thus exists when there is voluntary exchange, competition, personal choice, and protection of persons and their property.

One of the biggest challenges in constructing any index is the organization and weighting of

Economic freedom
is not just inherently
valuable; it **empowers**
individuals to exercise
other freedoms.

the variables.¹⁰ Our guiding principle is that the structure should be simple and transparent. All the data that we use in the index are available and their organization clearly presented. This means that other researchers may restructure the index to their own preferences. We believe the structure and weighting we have chosen—slightly revised this year—if not perfect for everyone is consistent with the literature on freedom.¹¹

The 12 broad areas measured in the index each receive equal weight. This strikes a reasonable balance between the two areas comprising the rule of law and security and safety, and the other five areas each in personal freedom and economic freedom that we measure.¹² We weigh economic freedoms and the remaining personal freedoms that are not related to legal protection or security equally for two reasons. First, economic activities arguably predominate in the everyday lives of most people as they seek, at a minimum, to survive and to otherwise improve their welfare. Thus, the strong weighting for economic freedom reflects this consideration about how we live our lives.

Second, economic freedom decreases the dependence of individuals on government or other potential forces in society that would restrict liberty or attempt to centralize power. As such, economic freedom is not just inherently valuable; it empowers individuals to exercise other freedoms. Thus, the weighting reflects how economic freedom interacts with other freedoms. This point is illustrated by a remark of F. A. Hayek’s:

A complete monopoly of employment . . . would possess unlimited powers of coercion. As Leon Trotsky discovered: “In a country where the sole employer is the state, opposition means death by slow starvation. The old principle, who does not work shall not eat, has been replaced by a new one: who does not obey shall not eat.”¹³

That is an extreme case, but it illustrates the broader point that where economic freedom is limited, the government or powerful cliques possess great control over where you work, how much you are paid, whether you are able to find employment in the formal economy (with many attendant benefits), whether you get a promotion, where you live (and whether you are subsidized), what kind of job you have, whether you are able to adequately feed and clothe your family, and so on. In the absence of economic freedom, the powers that be have many tools of coercion to block other freedoms. These tools of coercion fade as people gain the power to make their own economic decisions.

The weighting employed here, like any weighting in any index, will not be perfect, but we believe it is a good approximation of how people live their lives and of the relation between economic and other freedoms.

We use 2019 as the latest year in our index because it is the most recent year for which sufficient data are available. As such, this

Without security or
the rule of law,
liberty is degraded
or even meaningless.

year’s report does not capture the effects of the coronavirus pandemic on freedom. We use 40 personal freedom variables covering 141 jurisdictions for the year 2008. The index covers an increasing number of countries for subsequent years. For the year 2019, we use the same number of personal freedom variables but cover 165 jurisdictions that represent 98.1 percent of the world’s population. In selecting the jurisdictions, we limit ourselves to those that are presented in the *Economic Freedom of the World* report. In selecting time periods, we use 2008 as the earliest year for which we are able to produce a robust enough index; many indexes of civil or other liberties are relatively new for a large number of jurisdictions.

The personal freedom variables we use thus include measures of legal protection and security, made up of rule of law and security and safety, with the remaining personal freedom measures made up of specific personal freedoms: movement; religion; association, assembly, and civil society; expression and information; and relationships.

This selection of variables, we believe, also provides an advance over other freedom indexes,

which fail to account for the interaction between the rule of law and security on the one hand and specific freedoms on the other. Without the rule of law and security, specific freedoms cannot, in a practical sense, be lived out. The rule of law and security are essential to provide reasonable assurance that life is protected. Security and safety are fundamental for survival and for the exercise of a vast array of freedoms. The rule of law, by providing predictable order and reducing arbitrary conduct by the authorities, further facilitates an environment in which freedoms are safeguarded. Without security or the rule of law, liberty is degraded or even meaningless. The most famous expression of this is perhaps found in Locke, who conceptualized the rule of law and security as a unified bundle, just as we do:

The end of law is not to abolish or restrain, but to preserve and enlarge freedom: for in all the states of created beings capable of laws, “where there is no law, there is no freedom;” for liberty is to be free from restraint and violence from others; which cannot be where there is not law: but freedom is not, as we are told, “a liberty for every man to do what he lists:” (for who could be free, when every other man’s humour might domineer over him?) but a liberty to dispose, and order as he lists, his person, actions, possessions, and his whole property, within the allowance of those laws under which he is, and therein not to

be subject to the arbitrary will of another, but freely follow his own.¹⁴

A security state may increase or appear to increase some aspects of safety, but it would curtail freedoms by empowering the state to violate rights. Thus, legal security and specific personal freedoms are both necessary conditions for high levels of personal freedom.

The index is derived from a total of 82 distinct indicators (40 personal freedom variables and 42 economic freedom variables, along with a Gender Legal Rights Adjustment to measure the extent to which women have the same level of economic freedom as men¹⁵) covering 165 jurisdictions. (Table 1 outlines the categories and their components in the two subindexes: personal freedom and economic freedom.) Each indicator is rated on a 0–10 scale, with 10 representing the most freedom. We average the main components in each category to produce a rating for each of the categories. To produce a final rating for the *Human Freedom Index*, we average each of the 12 categories equally, including the 5 categories of economic freedom: size of government, legal system and property rights, sound money, freedom to trade internationally, and regulation.

WHAT THE INDEX MEASURES

The HFI measures economic freedoms such as the freedom to trade or to use sound money, and it captures the degree to which people are free to enjoy the major freedoms often referred to as civil liberties—freedom of speech, religion,

Table 1

Structure of the Human Freedom Index**Personal freedom**

- A. Rule of law
 - i. Procedural justice
 - ii. Civil justice
 - iii. Criminal justice
- B. Security and safety
 - i. Homicide
 - ii. Disappearances, conflicts, and terrorism
 - a. Disappearances
 - b. Violent conflicts
 - c. Organized conflicts
 - d. Terrorism fatalities
 - e. Terrorism injuries
 - f. Freedom from torture
 - g. Freedom from political killings
- C. Movement
 - i. Freedom of movement (V-Dem)
 - a. Freedom of foreign movement
 - b. Freedom of movement for men
 - c. Freedom of movement for women
 - ii. Freedom of movement (CLD)
- D. Freedom of religion
 - i. Freedom of religion
 - a. Freedom of religion (V-Dem)
 - b. Freedom of religion (CLD)
 - ii. Religious organization repression
- E. Association, assembly, and civil society
 - i. Civil society entry and exit
 - ii. Freedom of assembly
 - a. Freedom of assembly (Freedom House)
 - b. Freedom of assembly (BTI)
 - c. Freedom of assembly (CLD)
 - iii. Freedom to form and run political parties
 - a. Barriers to parties
 - b. Party bans
 - c. Opposition parties autonomy
 - iv. Civil society repression
- F. Expression and information
 - i. Press killed
 - ii. Press jailed
 - iii. Freedom of academic and cultural expression
 - iv. Harassment of journalists
 - v. Government censorship effort
 - vi. Internet censorship effort
 - vii. Media self-censorship
 - viii. Media freedom
 - ix. Freedom of expression
 - a. Freedom of expression (BTI)
 - b. Freedom of expression (CLD)
- G. Relationships
 - i. Same-sex relationships
 - a. Male-to-male relationships
 - b. Female-to-female relationships
 - ii. Divorce
 - iii. Inheritance rights
 - iv. Female genital mutilation

Economic freedom

- A. Size of government
 - i. Government consumption
 - ii. Transfers and subsidies
 - iii. Government investment
 - iv. Top marginal tax rate
 - a. Top marginal income tax rate
 - b. Top marginal income and payroll tax rates
 - v. State ownership of assets
- B. Legal system and property rights
 - i. Judicial independence
 - ii. Impartial courts
 - iii. Protection of property rights
 - iv. Military interference in rule of law and politics
 - v. Integrity of the legal system
 - vi. Legal enforcement of contracts
 - vii. Regulatory costs of the sale of real property
 - viii. Reliability of police
- C. Sound money
 - i. Money growth
 - ii. Standard deviation of inflation
 - iii. Inflation: Most recent year
 - iv. Freedom to own foreign currency bank accounts
- D. Freedom to trade internationally
 - i. Tariffs
 - a. Revenue from trade taxes (% of trade sector)
 - b. Mean tariff rate
 - c. Standard deviation of tariff rates
 - ii. Regulatory trade barriers
 - a. Nontariff trade barriers
 - b. Compliance costs of importing and exporting
 - iii. Black-market exchange rates
 - iv. Controls of the movement of capital and people
 - a. Financial openness
 - b. Capital controls
 - c. Freedom of foreigners to visit
- E. Regulation
 - i. Credit market regulations
 - a. Ownership of banks
 - b. Private-sector credit
 - c. Interest rate controls/negative real interest rates
 - ii. Labor market regulations
 - a. Hiring regulations and minimum wage
 - b. Hiring and firing regulations
 - c. Centralized collective bargaining
 - d. Hours regulations
 - e. Mandated cost of worker dismissal
 - f. Conscription
 - iii. Business regulations
 - a. Administrative requirements
 - b. Bureaucracy costs
 - c. Starting a business
 - d. Impartial public administration
 - e. Licensing restrictions
 - f. Cost of tax compliance

Note: BTI = Bertelsmann Stiftung's Transformation Index , CLD = Civil Liberty Dataset, V-Dem = Varieties of Democracy.

association, and assembly—in the jurisdictions in the survey. In addition, it includes indicators on rule of law, crime and violence, freedom of movement, and legal discrimination against same-sex relationships. We also include five variables pertaining to women-specific freedoms that are found in various categories of the index.

We would have liked to have included other important indicators, such as those quantifying drug and alcohol prohibition, but we found no reliable data sources that conformed to our methodological principles. What follows is a brief description and justification of the data we use in the personal freedom subindex, as well as a summary of the economic freedom indicators that make up the rest of the *Human Freedom Index*.

Rule of Law

The rule of law is an essential condition of freedom that protects the individual from coercion by others. John Locke’s emphasis on the importance of law in securing and enlarging freedom, cited previously, is an early formulation of that concept. A society ruled “by law, not men” implies that laws apply to everybody, including the authorities; that they be publicly known and understood; and that they limit the arbitrary decisions of rulers. To further increase the scope of individual freedom and reduce potential rule by personal will, Hayek proposed that laws be general and abstract—that is, that they be ignorant of particular cases and “not

single out any particular persons or group of persons.”¹⁶ The stated attributes also provide a social order that allows people to more easily pursue their individual ends. Individual freedom is therefore dependent on the rule of law, a broad concept that encompasses due process, equal treatment under the law, accountability of government officials, and notions of fairness, predictability, and justice.

We use indicators from the World Justice Project’s (WJP) *Rule of Law Index* that are consistent with our definition of freedom.¹⁷ For the countries not included in the WJP index, we derive the rule of law ratings by regressing the WJP measures we constructed with the rule of law measures from the World Bank’s Worldwide Governance Indicators.¹⁸

It should be noted that the *Economic Freedom of the World* index includes eight components in the legal system and property rights category that seek to measure “how effectively the protective functions of government are performed.” Thus, the rule of law measures included in the economic freedom subindex add to those in the personal freedom subindex.

The first component rates what we have termed procedural justice. It is composed of the average of three indicators measuring “the right to life and security” of a person; “due process of law and rights of the accused”; and “freedom from arbitrary interference with privacy.” The first of those indicators refers to violations by the police

or government when conducting an arrest or a search, for example.

The second indicator refers to such issues as the extent to which police or the authorities respect the presumption of innocence, arrest people on genuine and formally declared charges, treat suspects humanely in custody, provide the accused full access to evidence, and the like. The third indicator refers to such violations as governments wiretapping private communications without judicial authorization. The second component rates civil justice on such issues as whether it is free of discrimination, corruption, and improper government influence. It also measures the extent to which alternative dispute resolution mechanisms are accessible, impartial, and effective. The third component measures the criminal justice system on such issues as its impartiality, its level of corruption, and the degree to which improper government influence is present.

By including the rule of law category, the index more fully captures the extent to which people are exposed to abuse by the authorities, and therefore it provides a measure of whether and by how much one is “subject to another man’s will,”¹⁹ to use Hayek’s expression. The indicators we use not only rate the degree to which the rule of law may be undermined; they also measure negative rights. Like security and safety, explained next, the rule of law concept included here significantly expands the scope of freedom

by limiting coercion from a diversity of potential sources, including the most powerful entities or individuals in society, thus encouraging other freedoms to flourish.

Security and Safety

The rights to life and to safety from physical aggression have long been recognized as fundamental to liberty. Violence of any kind, except in self-defense or in the administration of justice, reduces personal freedom or, in the case of violence that results in death, eliminates it altogether. In societies with low levels of personal safety and physical security from harm, it is difficult to exercise other freedoms, or even to survive. Like the rule of law, security and safety are thus important in safeguarding overall freedom. (Indeed, the provision of domestic and national security is a service that most classical liberals consider a proper function of government.) Unlike the rule of law category, which concerns rules that seek to reduce coercion, the security and safety category measures actual crimes committed. It attempts to measure the degree to which people who have not violated the equal rights of others are physically assaulted, kidnapped, or killed, or their physical integrity or safety is otherwise violated.

Whether perpetrated by ordinary criminals, governments, organized gangs, political groups, or individuals following tradition, crime and physical transgressions reduce personal freedom

in any society. The first component measures the homicide rate. Here we ignore optimal-level-of-crime considerations or, as with the rule of law category, any account of the use of public resources to provide a public good intended to enhance freedom but that by its nature (taxation) represents a reduction in freedom.²⁰

The second component measures disappearances, conflicts, and terrorism. It is made up of a number of variables. The first measures politically motivated disappearances. The following two indicators—violent conflicts and organized conflicts—measure the extent to which war or armed conflict with internal or external aggressors impinges on personal freedom in observed jurisdictions. The violent conflicts variable reflects battle-related deaths per capita. For the level of organized conflict, we use a “qualitative assessment of the intensity of conflicts within” each country used by the Institute for Economics and Peace’s *Global Peace Index* but created by the Economist Intelligence Unit (EIU). The next two indicators rate the level of fatalities and injuries that result from terrorism. Those figures, from the University of Maryland’s Global Terrorism Database, include deaths and injuries of both perpetrators and victims. Freedom from torture is the next variable. It measures the degree to which torture is practiced, incited, or approved by government. The last indicator measures the extent to which political killings are practiced and the degree to which they are incited and approved by government.

Governments that restrict people’s movement greatly limit the scope of overall liberty.

Movement

The freedom to travel is a basic human right and essential to a free society. Governments that restrict people’s movement greatly limit the scope of overall liberty because those limits severely reduce the ability of people to engage in a wide range of peaceful activities of their choosing. We average the first three indicators: freedom of foreign movement (the freedom to travel outside the country and to emigrate), freedom of movement for men, and freedom of movement for women within the jurisdiction. We average this result with another broad component measuring freedom of movement within a jurisdiction and the freedom to leave it.²¹

Religion

Free societies respect the right to practice a religion of one’s choosing. The exercise of religion can be both a supremely private matter involving a person’s strongest beliefs and a social affair practiced in an organized way among larger groups. Restrictions on that fundamental freedom have been the source of some of the bloodiest and most drawn-out conflicts throughout history, and they continue to animate discord in numerous countries today.

Two components make up our measure of religious freedom. The first is based on two indicators that broadly rate the extent of freedom of religion in society, including the right to practice and choose one's religion, to proselytize peacefully, and to change religions. The second component gauges the repression of religious organizations by government.

Association, Assembly, and Civil Society

The freedom to associate and assemble with peaceful individuals or organizations of one's choice and to form or join organizations for political, commercial, or other ends is an essential part of individual freedom and a basis of civil society. This category is made up of the following components: the freedom of civil society organizations to enter and exit public life; freedom of assembly, including the ability to carry out peaceful protests; freedom to form and run political parties, including the extent to which parties are banned or face barriers and the degree of autonomy of opposition parties; and government repression of civil society.

Expression and Information

This category measures a broad range of freedoms, including that affecting personal expression, the press, and use of the internet.

The press killed component refers to murders of journalists "in retribution for, or to prevent, news coverage or commentary" and journalists killed on dangerous assignments as documented

by the Committee to Protect Journalists. The press jailed component refers to the number of journalists imprisoned, as documented by the same source.

Other components in this category include freedom of academic and cultural expression; harassment of journalists, including threats of libel and beatings; and government attempts to censor print and broadcast media (government censorship effort) and the internet. A media self-censorship component gauges the degree to which journalists censor themselves on politically sensitive issues.

Next is a media freedom indicator. It is an assessment by Freedom House of a range of issues, including the extent of censorship and self-censorship among journalists and the press, the use of security or other laws to punish journalists, and other laws and regulations that influence media content. It also captures the degree to which political pressure comes to bear on media coverage and takes into account state and non-state harassment of, and violence toward, journalists.

The freedom to associate and assemble is an **essential part of individual freedom** and a basis of civil society.

Finally, we average two broad measures in the category of freedom of expression.

Relationships

We measure what we broadly categorize as freedoms to have intimate and familial relationships with others and that those be based on equal rights between males and females.

One of the most personal decisions individuals can make regards their sexual choices.²² Thus, the first component rates the freedom of individuals to establish same-sex relationships. It is composed of two variables: a male-to-male relationship indicator that gauges the extent to which sexual relationships between men are legal and a female-to-female indicator that gauges the same for relationships between women. The next component, divorce, measures “whether women and men have the same legal rights to initiate divorce and have the same requirements for divorce or annulment.”

The final two components relate to girls and women. One component, inheritance rights, measures whether either the legal system or religious and traditional laws and practices favor males over widows and daughters in inheritance matters. Favoring males is an infringement on the liberty of widows and of parents and the daughters to whom they might otherwise choose to bequeath their assets; in many countries women are subordinate to the power of men, often putting them in economically precarious or physically vulnerable situations. The last

component measures the prevalence of female genital mutilation among the population of women aged 15–49 years in a given country.

Economic Freedom Measures

The 42 indicators that make up the economic freedom subindex fall into five broad categories. A complete description of the economic freedom structure and index methodology can be found in the Fraser Institute’s *Economic Freedom of the World* annual reports. The first category is size of government. It measures government consumption, transfers and subsidies, government investment, the top marginal tax rate, and state ownership of assets. An increase in those components reduces economic freedom because it crowds out individual choice. The second category regards the legal system and property rights; it gauges the level of protection of people and their property rights through components of judicial independence, impartial courts, and the legal enforcement of contracts, among others.

Sound money constitutes the third category. To the extent that a country’s money is not a reliable store of value, it undermines exchange, hinders economic planning, distorts prices, and, through inflation, serves as a tax. The inflation rate and its volatility are among the components measured here. The fourth category is freedom to trade internationally; it measures tariff rates, nontariff trade barriers, and controls on capital movement, among other indicators. The fifth category regards the regulation of business, labor, and

credit. To the extent that government restricts competition in business, voluntary arrangements among employers and employees, and freedom of exchange in credit markets, economic freedom is reduced. Indicators measured include interest rate controls, hiring and firing regulations, and licensing restrictions, among others.

FINDINGS

Table 2 presents the ratings and rankings of jurisdictions on the overall *Human Freedom Index* for 2019. It also presents the ratings of jurisdictions on personal and economic freedom.

Table 2
Human Freedom Index and subindexes, 2019

Country/Territory	Personal freedom	PF rank	Economic freedom	EF rank	Human freedom	HF rank
Albania	8.38	45	7.81	31	8.14	43
Algeria	5.51	141	4.90	162	5.26	154
Angola	6.50	113	5.50	153	6.09	129
Argentina	8.73	34	5.50	153	7.38	74
Armenia	8.32	48	8.03	15	8.20	40
Australia	9.30	16	8.20	9	8.84	8
Austria	9.25	18	7.86	28	8.67	21
Azerbaijan	5.96	123	6.44	121	6.16	127
Bahamas, The	8.69	37	7.56	52	8.22	38
Bahrain	4.59	157	7.33	65	5.73	143
Bangladesh	5.52	140	6.05	136	5.75	142
Barbados	8.65	39	6.91	87	7.92	51
Belarus	6.62	108	6.88	88	6.73	109
Belgium	9.31	15	7.62	45	8.61	23
Belize	8.31	49	6.70	100	7.64	63
Benin	7.83	71	6.62	110	7.32	76
Bhutan	6.90	101	6.82	92	6.86	98
Bolivia	7.41	86	6.28	125	6.94	92
Bosnia and Herzegovina	8.03	61	6.86	90	7.54	67
Botswana	8.10	54	7.62	45	7.90	53
Brazil	7.64	79	6.63	109	7.22	78
Brunei Darussalam	5.87	128	7.30	66	6.46	116
Bulgaria	8.30	50	7.76	36	8.08	45
Burkina Faso	7.44	84	6.04	138	6.85	100
Burundi	4.57	158	5.65	150	5.02	157
Cabo Verde	8.70	36	7.65	41	8.26	36
Cambodia	5.94	125	7.22	72	6.47	115
Cameroon	5.47	143	5.86	145	5.63	145
Canada	9.40	8	8.06	14	8.85	6
Central African Republic	5.81	129	5.36	156	5.62	147

Country/Territory	Personal freedom	PF rank	Economic freedom	EF rank	Human freedom	HF rank
Chad	5.54	138	5.60	152	5.57	150
Chile	8.86	31	7.85	29	8.44	28
China	4.87	154	6.53	116	5.57	150
Colombia	7.14	95	6.82	92	7.01	89
Comoros	5.73	132	6.55	113	6.07	130
Congo, Dem. Rep.	5.81	129	5.36	156	5.62	147
Congo, Rep.	5.88	127	5.08	159	5.55	152
Costa Rica	8.66	38	7.68	40	8.25	37
Côte d'Ivoire	7.42	85	6.18	131	6.90	95
Croatia	8.73	34	7.36	62	8.16	42
Cyprus	8.80	32	7.89	24	8.42	29
Czech Republic	9.14	21	7.87	27	8.61	23
Denmark	9.56	2	8.17	10	8.98	3
Djibouti	5.24	149	6.68	105	5.84	137
Dominican Republic	8.09	55	7.58	51	7.88	54
Ecuador	7.96	67	6.68	105	7.43	72
Egypt, Arab Rep.	3.63	163	5.68	149	4.49	161
El Salvador	7.39	88	7.39	60	7.39	73
Estonia	9.48	6	8.11	13	8.91	4
Eswatini	5.60	137	6.05	136	5.79	139
Ethiopia	6.00	122	5.87	144	5.95	132
Fiji	7.90	69	6.54	114	7.36	75
Finland	9.52	4	7.92	21	8.85	6
France	8.91	30	7.55	53	8.34	34
Gabon	7.51	81	5.80	147	6.80	104
Gambia, The	6.77	105	7.04	82	6.88	97
Georgia	8.15	52	8.26	5	8.20	40
Germany	9.32	14	7.91	22	8.73	15
Ghana	8.07	56	6.69	102	7.49	70
Greece	8.37	46	7.15	78	7.86	56
Guatemala	7.51	81	7.80	32	7.63	65
Guinea	5.96	123	5.62	151	5.82	138
Guinea-Bissau	7.29	92	6.06	135	6.77	106
Guyana	8.06	57	6.52	117	7.49	70
Haiti	7.71	76	6.51	118	7.21	80
Honduras	6.97	99	7.26	70	7.09	86
Hong Kong SAR, China	8.06	57	8.91	1	8.41	30
Hungary	7.88	70	7.53	54	7.73	59
Iceland	9.40	8	7.90	23	8.77	12
India	6.20	119	6.66	108	6.39	119
Indonesia	6.98	98	7.26	70	7.10	85
Iran, Islamic Rep.	4.14	160	5.06	160	4.53	160
Iraq	4.49	159	5.74	148	5.02	157
Ireland	9.40	8	8.21	7	8.90	5
Israel	7.69	77	7.63	43	7.66	62

Country/Territory	Personal freedom	PF rank	Economic freedom	EF rank	Human freedom	HF rank
Italy	9.12	23	7.61	47	8.49	26
Jamaica	8.06	57	7.71	39	7.91	52
Japan	9.26	17	7.98	18	8.73	15
Jordan	6.42	115	7.59	50	6.91	94
Kazakhstan	6.24	118	7.52	55	6.77	106
Kenya	6.59	111	6.94	86	6.73	109
Korea, Rep.	8.94	29	7.61	47	8.39	31
Kuwait	6.07	120	6.72	98	6.34	121
Kyrgyz Republic	7.18	94	7.17	77	7.18	81
Lao PDR	5.30	147	6.60	111	5.85	136
Latvia	9.18	20	7.94	20	8.67	21
Lebanon	6.76	106	6.76	95	6.76	108
Lesotho	7.32	91	6.57	112	7.01	89
Liberia	7.14	95	6.35	122	6.81	103
Libya	5.17	152	4.79	163	5.05	156
Lithuania	9.01	28	8.21	7	8.68	19
Luxembourg	9.48	6	7.84	30	8.80	10
Madagascar	7.51	81	6.33	124	7.02	88
Malawi	7.72	74	5.96	141	6.99	91
Malaysia	6.92	100	7.52	55	7.17	82
Mali	6.55	112	5.83	146	6.25	124
Malta	8.75	33	8.03	15	8.45	27
Mauritania	5.18	151	6.49	120	5.73	143
Mauritius	8.01	63	8.16	11	8.07	46
Mexico	6.72	107	7.20	75	6.92	93
Moldova	7.95	68	7.30	66	7.68	61
Mongolia	8.45	44	7.38	61	8.00	47
Montenegro	8.05	60	7.64	42	7.88	54
Morocco	5.33	146	6.69	102	5.90	134
Mozambique	7.27	93	6.15	132	6.80	104
Myanmar	5.72	133	5.94	143	5.78	141
Namibia	8.12	53	6.76	95	7.56	66
Nepal	7.41	86	6.71	99	7.12	84
Netherlands	9.36	11	7.96	19	8.78	11
New Zealand	9.33	12	8.56	3	9.01	2
Nicaragua	5.67	134	7.04	82	6.24	125
Niger	6.78	104	5.97	139	6.41	118
Nigeria	5.79	131	6.97	84	6.28	123
North Macedonia	8.18	51	7.13	79	7.75	58
Norway	9.50	5	7.72	37	8.76	13
Oman	5.36	145	6.69	102	5.92	133
Pakistan	5.41	144	5.95	142	5.63	145
Panama	8.35	47	7.79	33	8.12	44
Papua New Guinea	7.72	74	6.23	128	7.17	82
Paraguay	7.78	72	7.22	72	7.54	67

Country/Territory	Personal freedom	PF rank	Economic freedom	EF rank	Human freedom	HF rank
Peru	8.03	61	7.78	35	7.93	50
Philippines	6.42	115	7.42	58	6.83	101
Poland	8.50	43	7.20	75	7.96	49
Portugal	9.33	12	7.79	33	8.69	18
Qatar	5.48	142	7.09	80	6.15	128
Romania	8.65	39	7.88	26	8.33	35
Russian Federation	5.90	126	6.70	100	6.23	126
Rwanda	5.65	135	7.35	64	6.36	120
Saudi Arabia	3.89	161	6.85	91	5.12	155
Senegal	7.66	78	6.25	127	7.07	87
Serbia	7.77	73	7.22	72	7.54	67
Seychelles	7.99	65	7.63	43	7.84	57
Sierra Leone	7.12	97	6.15	132	6.70	111
Singapore	7.39	88	8.81	2	7.98	48
Slovak Republic	8.63	41	7.61	47	8.21	39
Slovenia	9.04	26	7.43	57	8.37	32
Somalia	3.68	162	6.67	107	4.93	159
South Africa	7.53	80	6.97	84	7.30	77
Spain	9.04	26	7.89	24	8.56	25
Sri Lanka	6.44	114	6.78	94	6.58	112
Sudan	4.74	156	4.19	164	4.48	162
Suriname	8.63	41	6.14	134	7.64	63
Sweden	9.63	1	7.72	37	8.83	9
Switzerland	9.56	2	8.48	4	9.11	1
Syrian Arab Republic	2.60	165	5.19	158	3.66	165
Taiwan	9.14	21	8.02	17	8.68	19
Tajikistan	4.83	155	6.50	119	5.52	153
Tanzania	6.29	117	6.75	97	6.48	114
Thailand	6.90	101	6.87	89	6.89	96
Timor-Leste	7.97	66	6.19	130	7.22	78
Togo	6.60	110	6.35	122	6.50	113
Trinidad and Tobago	8.01	63	7.27	69	7.70	60
Tunisia	6.82	103	5.97	139	6.46	116
Turkey	5.25	148	6.54	114	5.79	139
Uganda	5.54	138	7.42	58	6.32	122
Ukraine	7.33	90	6.20	129	6.86	98
United Arab Emirates	5.20	150	7.28	68	6.06	131
United Kingdom	9.19	19	8.15	12	8.75	14
United States	9.09	24	8.24	6	8.73	15
Uruguay	9.08	25	7.36	62	8.36	33
Venezuela, RB	4.90	153	2.83	165	4.03	164
Vietnam	5.63	136	6.26	126	5.90	134
Yemen, Rep.	3.11	164	5.45	155	4.08	163
Zambia	6.62	108	7.09	80	6.82	102
Zimbabwe	6.07	120	4.94	161	5.60	149

The top five jurisdictions in the *Human Freedom Index* for 2019 are Switzerland, New Zealand, Denmark, Estonia, and Ireland. The bottom five countries are, in descending order, Egypt, Sudan, Yemen, Venezuela, and Syria. (See Table 3.) Other selected jurisdictions rank as follows: Canada and Finland (tied in 6th place), Sweden (9), United Kingdom (14), United States, Germany, and Japan (tied in 15th place), Taiwan (19), Chile (28), Hong Kong (30), South Korea (31), France (34), Argentina (74), South Africa (77), Brazil (78), Mexico (93), India (119), Nigeria (123), Russia (126), Turkey (139), China (150), Saudi Arabia (155), Iran (160), Venezuela (164), and Syria (165).

The average human freedom rating for 165 jurisdictions in 2019 was 7.12 on a scale of 0 to 10, where 10 represents more freedom. Among the 162 jurisdictions for which we have data for 2018 and 2019, the overall level of freedom (weighing all jurisdictions equally) remained

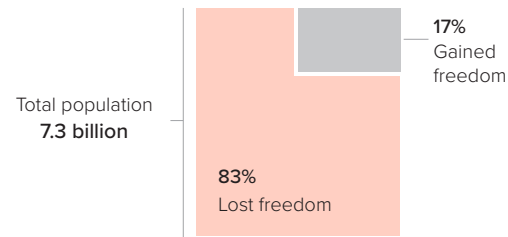
Table 3

Top five and lowest five jurisdictions in the *Human Freedom Index*, 2019

1.	Switzerland	9.11
2.	New Zealand	9.01
3.	Denmark	8.98
4.	Estonia	8.91
5.	Ireland	8.90
<hr/>		
161.	Egypt, Arab Rep.	4.49
162.	Sudan	4.48
163.	Yemen, Rep.	4.08
164.	Venezuela, RB	4.03
165.	Syrian Arab Republic	3.66

Figure 1

Gain and loss of freedom by world population, 2008–2019



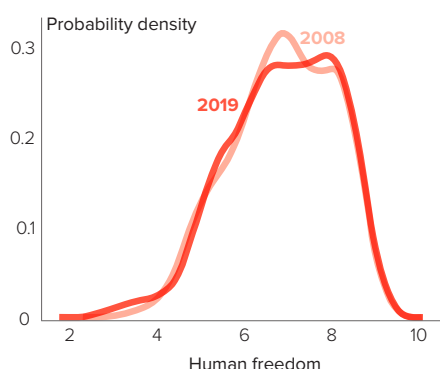
Sources: Authors' calculations; World Bank, World Development Indicators.

Note: Based on a comparison of the same 141 jurisdictions representing 95 percent of the world's population for which we have data in 2008 and 2019.

unchanged, with 82 jurisdictions decreasing their ratings and 67 countries improving.

Comparing the 141 jurisdictions for which we have the same data available since 2008 (which represent 95 percent of the world's population), the level of global freedom has decreased slightly (−0.01), with personal freedom falling from 7.65 to 7.48 and economic freedom increasing from 6.82 to 7.01. More jurisdictions in the index decreased their ratings (71) than increased them (67) during this time. By the same measure, fully 83 percent of the global population lives in jurisdictions that have seen a fall in human freedom since 2008. That includes decreases in overall freedom in the 10 most populous countries in the world—China, India, United States, Indonesia, Pakistan, Brazil, Nigeria, Bangladesh, Russia, and Mexico. Only 17 percent of the global population lives in countries that have seen increases in freedom over the same time period. (See Figure 1.)

Figure 2
Density plot of human freedom, 2008 and 2019



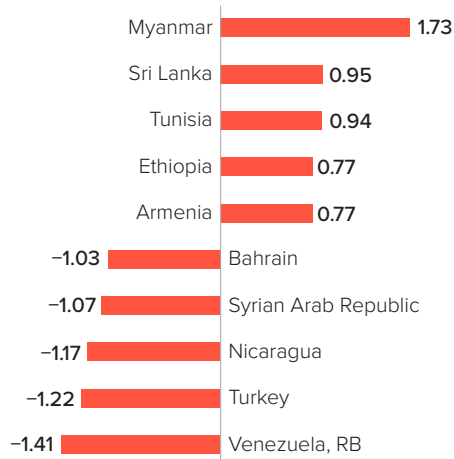
Note: Based on a comparison of the same 141 jurisdictions for which we have data in 2008 and 2019.

The data show that there is an unequal distribution of freedom in the world. Only 14.6 percent of the world’s population lives in the top quartile of nations in the index, while 40.3 percent of the world’s population lives in the bottom quartile of countries that have the lowest levels of freedom.²³ China plays a large role in that disparity because it finds itself in the lowest freedom quartile of the index. Moreover, the gap between the most-free and the least-free jurisdictions has widened. Since 2008, it has increased by 6.6 percent when the top and bottom quartile of jurisdictions in the *Human Freedom Index* are compared. These trends can be seen in Figure 2, which shows both the decrease in overall global freedom and the growing inequality in global freedom over little more than a decade.

Since 2008, the countries that improved their level of human freedom most are Myanmar, Sri Lanka, Tunisia, Ethiopia, and Armenia. However, all began at low levels of freedom, and all have experienced developments that have reduced or threatened freedom since 2019, the most recent data on which this index is based. The largest deteriorations in freedom occurred in Venezuela, Turkey, Nicaragua, Syria, and Bahrain. (See Figure 3.)

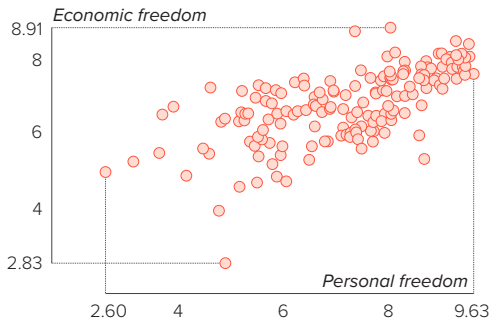
Other jurisdictions saw notable deteriorations during this time. The rating for Egypt fell from 5.46 in 2008 to 4.49 in 2019, Hungary’s rating decreased from 8.41 to 7.73, India’s score

Figure 3
Countries with most improved and deteriorated freedom scores, 2008–2019



Note: Based on a comparison of the same 141 jurisdictions for which we have data in 2008 and 2019.

Figure 4
Personal freedom and economic freedom, 2019



Sources: Authors' calculations; James Gwartney et al., *Economic Freedom of the World: 2021 Annual Report* (Vancouver: Fraser Institute, 2021).

dropped from 7.02 to 6.39, and Hong Kong's rating fell from 8.94 to 8.41.

The correlation between the personal and economic freedom ratings was 0.67 for 2019 (see Figure 4). Some countries ranked consistently high in the human freedom subindexes, including Switzerland and Ireland, which ranked in the top 10 in both personal and economic freedom. By contrast, some countries that ranked high on personal freedom ranked significantly lower in economic freedom. For example, Sweden and Norway ranked 1st and 5th in personal freedom, respectively, but tied in 37th place in economic freedom, and Argentina ranked 34th in personal freedom but 153rd in economic freedom.

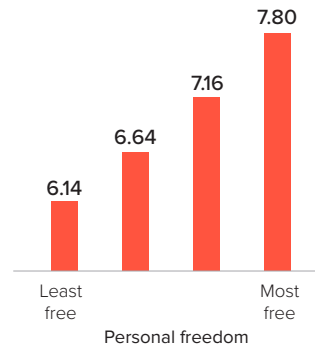
Similarly, some countries that ranked high in economic freedom found themselves significantly

lower in personal freedom. For example, Singapore ranked 2nd in economic freedom while ranking 88th in personal freedom, Jordan ranked 50th in economic freedom but 115th in personal freedom, and Rwanda ranked 64th in economic freedom but 135th in personal freedom.

Figure 5 shows that nations in the top quartile of personal freedom saw a high economic freedom score of 7.8, compared with an economic freedom score of 6.14 for bottom-quartile nations.

Of the 12 major categories that make up the index, half saw some deterioration since 2008 (comparing the 141 jurisdictions for which we have data for both 2008 and 2019). The categories of expression and information, religion, and association and assembly saw the













Figure 5
Economic freedom by personal freedom quartiles, 2019



Sources: Authors' calculations; James Gwartney et al., *Economic Freedom of the World: 2021 Annual Report* (Vancouver: Fraser Institute, 2021).

Figure 6

Human freedom score by area (2019) and changes (2008–2019)

Area	2008–2019	Change
Expression	7.33 	7.02 -0.31
Religion	8.55 	8.24 -0.31
Assoc. & assembly	7.66 	7.42 -0.24
Rule of law	5.41 	5.23 -0.18
Movement	8.75 	8.61 -0.13
Size of government	6.87 	6.82 -0.05
Relationships	7.79 	7.80 0.01
Safety & security	8.05 	8.08 0.03
Legal system	5.40 	5.48 0.08
Freedom to trade int'l	7.05 	7.23 0.18
Regulation	6.96 	7.19 0.23
Sound money	7.82 	8.36 0.54

Sources: Authors' calculations; James Gwartney et al., *Economic Freedom of the World: 2021 Annual Report* (Vancouver: Fraser Institute, 2021).

Note: The changes in the areas' scores over time are based on a comparison of the same 141 jurisdictions for which we have data in 2008 and 2019.

largest decreases in freedom since 2008, while sound money saw the largest improvement (see Figure 6).

Regional levels of freedom vary widely. The average ratings on the Human Freedom Index by region were highest for North America (Canada and the United States), Western Europe, and Oceania; they were lowest for South Asia, sub-Saharan Africa, and the Middle East and North Africa.











The largest improvement in freedom since 2018 occurred in the Caucasus and Central Asia (0.05), while the largest deterioration occurred in East

Asia (-0.06). In comparing the 141 jurisdictions for which we have data in 2008 and in 2019, we find that the largest improvement in freedom since 2008 occurred in the Caucasus and Central Asia (0.44) and South Asia (0.12), while the largest deterioration in freedom occurred in the least free region, the Middle East and North Africa (-0.34), followed by Latin America and the Caribbean (-0.09) (see Figure 7). The regions that had greater overall levels of freedom also tended to exhibit higher ratings in personal freedom relative to economic freedom than did the less free. That is consistent with the findings in Figure 5, that the jurisdictions with high levels of personal freedom also have high levels of economic freedom.

The personal freedom measure includes five indicators that relate to women-specific freedoms:

Figure 7

Human freedom score by region (2019) and changes (2008–2019)

Region	2008–2019	Change
Caucasus & Cent. Asia	6.86 	7.30 0.44
South Asia	6.47 	6.59 0.12
East Asia	7.91 	7.96 0.06
Sub-Saharan Africa	6.52 	6.55 0.03
Western Europe	8.73 	8.73 0.00
Eastern Europe	7.98 	7.98 0.00
Oceania	8.10 	8.10 0.00
North America	8.87 	8.79 -0.07
LatAm & the Caribbean	7.53 	7.44 -0.09
Middle East & N. Africa	6.08 	5.75 -0.34

Note: Jurisdictions that make up each region are listed in the section on regions in this report. The changes in the regions' scores over time are based on a comparison of the same 141 jurisdictions for which we have data in 2008 and 2019.

freedom of movement for women, female-to-female relationships, divorce, inheritance rights, and female genital mutilation. Although they surely fall short of capturing a complete measure of women’s freedoms, these measures cover a large range of important information and are likely correlated with other women-specific liberties not represented in cross-country data. Here we have averaged the five components to get average ratings by region of women-specific personal freedom. Following that calculation, Figure 8 shows high levels of women-specific freedom in most regions of the world, with lesser freedom in sub-Saharan Africa (6.88), South Asia (6.88), and the Middle East and North Africa (4.42). Five regions have seen some decline since 2018, with the largest falls in Oceania and East Asia (–0.09 each). Slight improvements occurred in Eastern Europe, North America, and the Caucasus and Central Asia (0.02 each). In comparison, the largest deteriorations in women-

Figure 8
Average women-specific personal freedom score by region, 2019

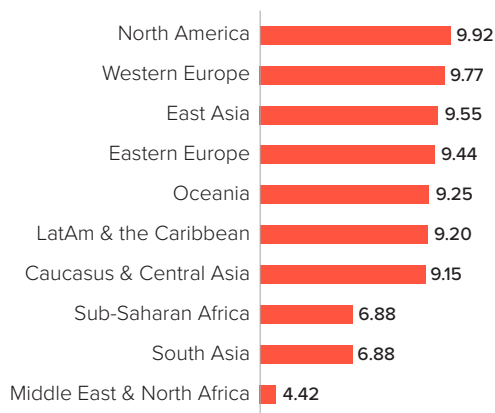
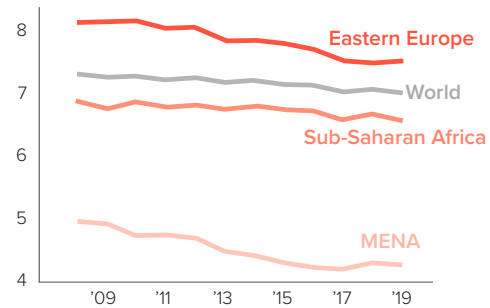


Figure 9
Freedom of expression, 2008–2019

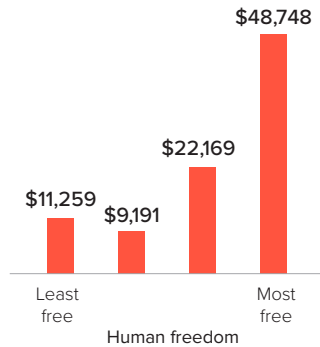


Note: The changes in the regions’ scores over time are based on a comparison of the same 141 jurisdictions for which we have data in 2008 and 2019. MENA = Middle East and North Africa.

specific freedom since 2008 (based on the 141 jurisdictions for which we have data in 2008 and 2019) occurred in the least free region, the Middle East and North Africa (–0.84), followed by Oceania (–0.32) and South Asia (–0.22).

The fall in personal freedom since 2008 has driven the decline in human freedom in the world, with some indicators and some regions seeing especially marked deterioration. The weakening of the global rule of law ratings, for example, is led by its worsening performance in South Asia, the Middle East and North Africa, and Latin America and the Caribbean. Freedom of religion has suffered most in the Middle East and North Africa and in South Asia. Half of the world’s regions, by contrast, saw decreases in freedom of expression, the indicator that experienced the largest decline in our index, with the most notable drops occurring in the Middle East and North Africa, South Asia, and sub-Saharan Africa (see Figure 9).

Figure 10
Income per capita by freedom quartiles, 2019



Sources: Authors' calculations; World Bank, World Development Indicators.

Note: Gross domestic product (GDP) per capita, purchasing power parity (constant 2017 international \$). Countries with no GDP per capita data were omitted from the calculations. Average human freedom score, 2008–2019. Based on a comparison of the same 141 jurisdictions for which we have data in 2008 and 2019.

Does human freedom matter for development? There is a strong relationship between the level of freedom and income. Figure 10 shows that jurisdictions in the freest quartile enjoy more than twice the average per capita income (\$48,748) of those in the other quartiles (\$22,169 for the second freest). On average, the freest jurisdictions in the world have a much higher per capita income than those that are less free.

Figure 11 shows this relationship by region. The data, of course, do not establish a means of causation or even the direction of causation and provide only a snapshot in time. But the data suggest the need to explore the links between freedom and development further and to test the contribution of freedom to prosperity and other indicators of human well-being, as has been done

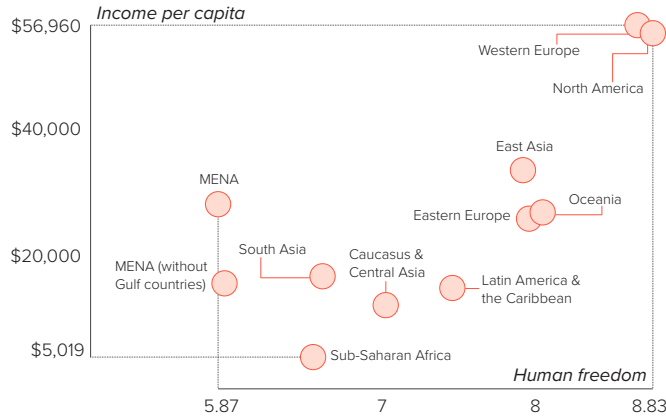
in the case of policies and institutions supportive of economic freedom.

It is worth noting that in Figure 11, the Middle East and North Africa region is an outlier, with a level of income beyond what might be expected given its level of freedom. However, the picture is distorted by the presence of the Persian Gulf oil states. For illustration purposes, we also show the relationship with Gulf states removed.

What is the relationship between freedom and democracy? We use our index and the Democracy Index developed by the Economist Intelligence Unit (EIU) to see how political freedom and human freedom relate. The EIU constructs an index that produces a “wide” measure of democracy rather than a more limited measure of the existence of free and fair elections. The EIU’s Democracy Index covers five areas, of which we use the following four: electoral process and pluralism, functioning of government, political participation, and political culture. That index also measures civil liberties, but we set those elements aside because that area is included in our freedom index.

There is a strong correlation of 0.87 between freedom and democracy (see Figure 12). The findings are not surprising, but they offer rich opportunities to empirically examine a complex relationship in which the direction of causation or support between the two variables, if any, may strengthen or weaken over time and may be influenced by numerous other factors, including the level of development.

Figure 11
Human freedom and income by region, 2019



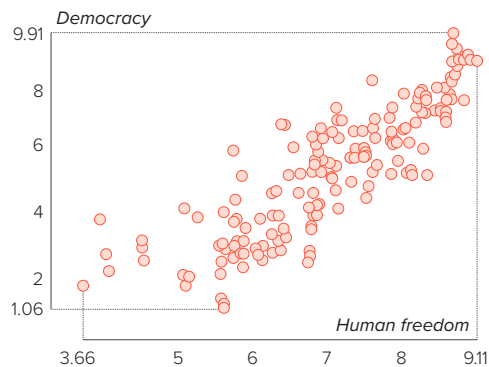
Sources: Authors' calculations; World Bank, World Development Indicators.

Note: Gross domestic product (GDP) per capita, purchasing power parity (constant 2017 international \$). Countries with no GDP per capita data were omitted from the calculations. Average human freedom score, 2008–2019. Based on a comparison of the same 141 jurisdictions for which we have data in 2008 and 2019. MENA = Middle East and North Africa.

Given the relationship between freedom and democracy, Hong Kong's outlier status may be somewhat unexpected. For many years, the territory maintained a high degree of freedom,

ranking in the top five in our index through 2011, though it was not a democracy. It then began a steady decline that has accelerated in recent years and that reflects the Chinese Communist Party's increasing interference in Hong Kong. The party's infringements on freedom ultimately led in 2020 to the end of the city's autonomous status under the "one country, two systems" model, though the effect of that violation is not yet reflected in this year's report, which captures data through 2019. (See Box 1.) Given ongoing attacks on freedom in Hong Kong, we will be surprised if future reports do not show a continuing and pronounced degradation in the territory's ratings, including a noticeable decline in economic freedom.

Figure 12
Human freedom and democracy, 2019

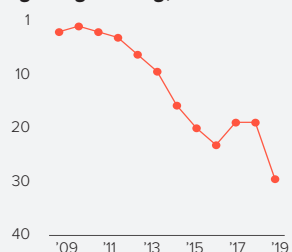


Sources: Authors' calculations; Economist Intelligence Unit, Democracy Index 2019.

*Box 1***The fall of freedom in Hong Kong**

Freedom has suffered a precipitous decline in Hong Kong. The territory was once one of the freest places in the world, but the Chinese Communist Party's (CCP) escalating violations of Hong Kong's traditional liberties has caused its ranking in our index to fall from 4th place in 2008—when the first globally comprehensive data appeared—to 30th place in 2019, the most recent year in our report (see Figure 13).

Figure 13
Hong Kong ranking, human freedom



Our survey does not yet capture the suppression of 2020 and 2021, including the CCP's imposition of a draconian security law that enabled its aggressive takeover of Hong Kong. And although the CCP's violation of the "one country, two systems" model that China had agreed to under international treaty has ended Hong Kong's autonomy, we intend to continue including the territory in our index because we believe its trajectory—from a former British colony to a special administrative region of China to its subjugation to CCP rule—is an extraordinary case study that deserves to be recorded.²⁴

Indeed, we have already been able to document a notable deterioration of specific areas of freedom. Those include a decline in Hong Kong's rule of law ratings and especially pronounced declines in freedom of expression and freedom of association and assembly. For example, Hong Kong's ranking in freedom of expression fell from 57th in 2008 to 85th

(continues on next page)

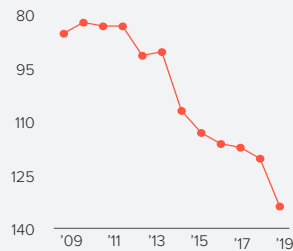
CONCLUSION: TOWARD A BETTER APPRECIATION OF FREEDOM

The *Human Freedom Index* provides a comprehensive measure of freedom for a large number of jurisdictions around the world. Devising an index of this kind is a complex task, both conceptually and methodologically, because the literature does not provide clear guidance, much less consensus, as to the relative importance of the many different elements that make up freedom or as to proper ways of measuring them. Reasonable people can disagree about the difficult but considered decisions we have made in terms of the structure and relative importance of the measures we have chosen. We invite them to use the data presented here to propose

alternative weighting or structural approaches that seem more sensible to them. Because of the challenges in putting together a broad measure of human freedom, this work in progress is certainly not the last word on the extent of freedom in countries around the world. But we do think this index is quite reasonable and hope it will be useful in exploring and demonstrating the value of individual liberty and the ways in which it correlates with other aspects of various societies.

Even if this study confirms some of what we expected to observe, it is worth echoing Milton Friedman when he referred to the creation of the economic freedom index: "What we have done is to acquire a set of data that can be used to explore just how the relation works, and what

Figure 14

Hong Kong ranking, freedom of association and assembly

in 2019; in freedom of association and assembly, it dropped from 87th to 134th (see Figure 14).

China under the CCP ranks 150th out of 165 jurisdictions in human freedom, and it is imposing its policies on Hong Kong. The data in future reports will speak for themselves, but we fully expect that its increasingly oppressive rule will continue to collapse Hong Kong's ratings led by the fall in civil and personal freedoms.

The CCP's interventions will more negatively affect economic freedom as well. Although Hong Kong maintains first place in economic freedom in our index and it provides large economic benefits to China, we believe the CCP will eventually want to exercise similar power over the territory's private sector as it is exerting in mainland China, which ranks 116th in economic freedom. Since 2019, the CCP has intensified its attack on free markets, accelerated the arrest of business executives, and ramped up the establishment of party cells in private companies. By some estimates, 73 percent of China's private companies have party cells and since the beginning of 2021, 92 percent of China's top 500 companies had such cells.²⁵

Hong Kong's descent into tyranny is a tragedy. But the territory will continue to provide important lessons about the value of freedom as its fate is now tightly tied to that of the Chinese Communist Party.

are the essential connections, and that will enable skeptics to test their views objectively.²⁶

The *Economic Freedom of the World* index has served just that purpose and more, producing an abundant literature on the link between economic freedom and phenomena as diverse as foreign aid, armed conflict, and happiness. The *Human Freedom Index* has the potential to do as much and looks increasingly important at a time when the world's leading market democracies struggle with economic problems and when hybrid forms of authoritarianism are being sold as viable alternatives to liberalism. Over time, this index could not only track specific gains and losses of freedom—and indeed, the report has already been cited prominently to that effect in the media²⁷—

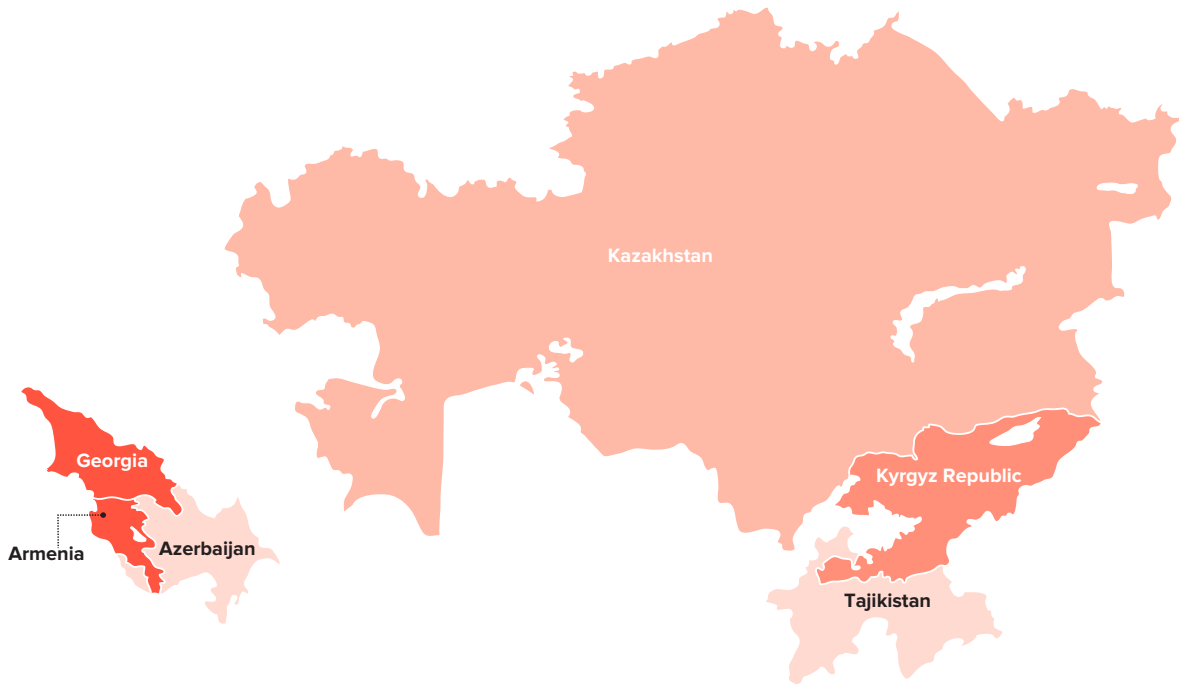
but it could also help identify and explain what links may exist among the assortment of freedoms and other variables. What are the relationships among personal freedom, economic freedom, and democracy at different levels of development? Are some types of freedom, economic or personal, more conducive to the spread and sustenance of other freedoms? What is the relationship between various measures of human well-being (including income) and changes in personal freedom? Under what conditions are increases or decreases in freedom likely to come about? Delving into those and innumerable other questions that the data may help us answer will surely lead to a better understanding of the role of freedom in human progress.

COUNTRIES BY REGION

CAUCASUS & CENTRAL ASIA

FREEDOM SCORE BY REGIONAL RANKING

Country/Territory	Freedom rank	Personal freedom	Economic freedom	Human freedom
1. Georgia	40	8.15	8.26	8.20
1. Armenia	40	8.32	8.03	8.20
3. Kyrgyz Republic	81	7.18	7.17	7.18
4. Kazakhstan	106	6.24	7.52	6.77
5. Azerbaijan	127	5.96	6.44	6.16
6. Tajikistan	153	4.83	6.50	5.52



EAST ASIA

FREEDOM SCORE BY REGIONAL RANKING

Country/Territory	Freedom rank	Personal freedom	Economic freedom	Human freedom
1. Japan	15	9.26	7.98	8.73
2. Taiwan	19	9.14	8.02	8.68
3. Hong Kong SAR, China	30	8.06	8.91	8.41
4. Korea, Rep.	31	8.94	7.61	8.39
5. Mongolia	47	8.45	7.38	8.00
6. China	150	4.87	6.53	5.57



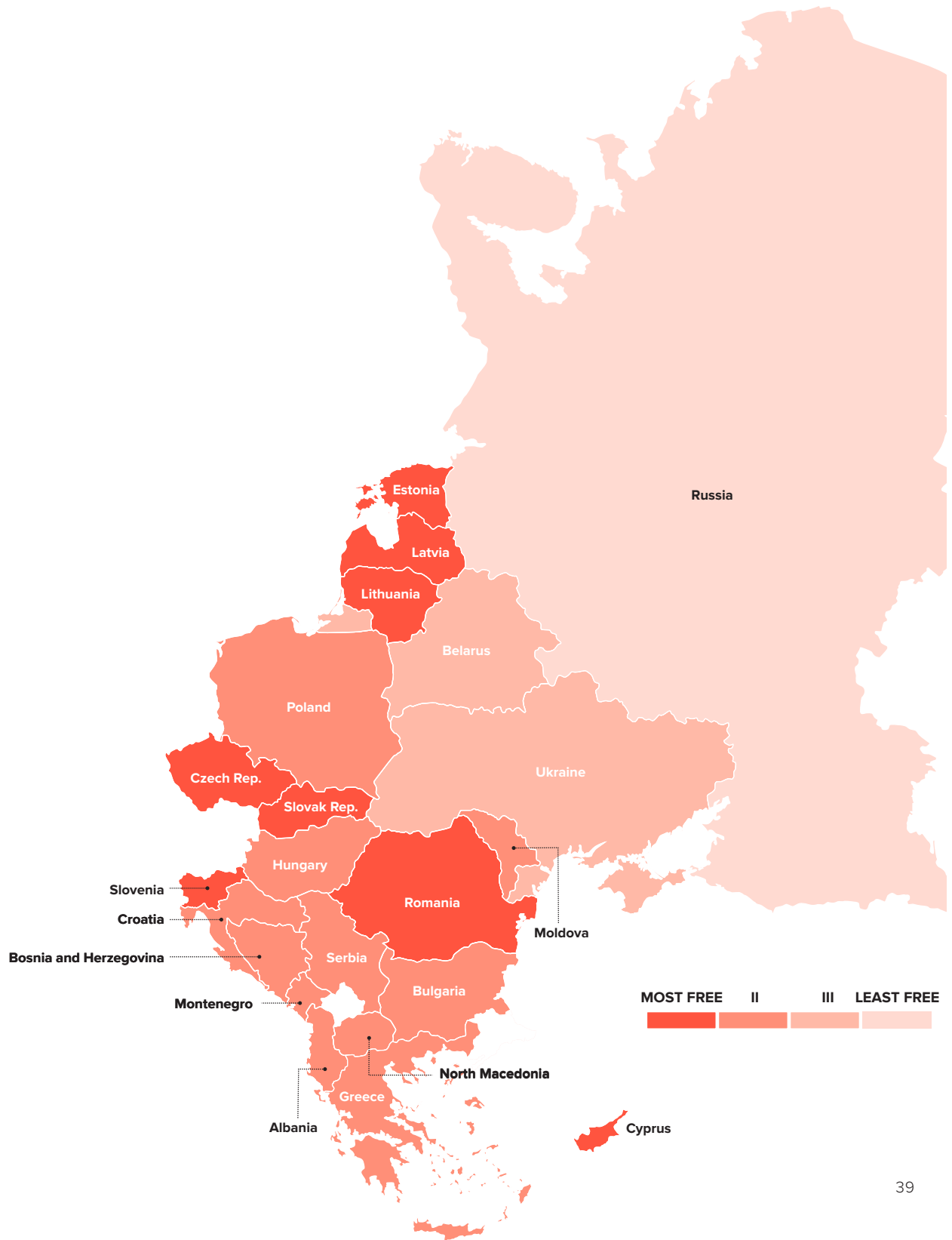
EASTERN EUROPE

FREEDOM SCORE BY REGIONAL RANKING

Country/Territory	Freedom rank	Personal freedom	Economic freedom	Human freedom
1. Estonia	4	9.48	8.11	8.91
2. Lithuania	19	9.01	8.21	8.68
3. Latvia	21	9.18	7.94	8.67
4. Czech Republic	23	9.14	7.87	8.61
5. Cyprus	29	8.80	7.89	8.42
6. Slovenia	32	9.04	7.43	8.37
7. Romania	35	8.65	7.88	8.33
8. Slovak Republic	39	8.63	7.61	8.21
9. Croatia	42	8.73	7.36	8.16
10. Albania	43	8.38	7.81	8.14
11. Bulgaria	45	8.30	7.76	8.08
12. Poland	49	8.50	7.20	7.96
13. Montenegro	54	8.05	7.64	7.88
14. Greece	56	8.37	7.15	7.86
15. North Macedonia	58	8.18	7.13	7.75
16. Hungary	59	7.88	7.53	7.73
17. Moldova	61	7.95	7.30	7.68
18. Bosnia and Herzegovina	67	8.03	6.86	7.54
18. Serbia	67	7.77	7.22	7.54
20. Ukraine	98	7.33	6.20	6.86
21. Belarus	109	6.62	6.88	6.73
22. Russian Federation	126	5.90	6.70	6.23

EASTERN EUROPE

FREEDOM SCORE BY REGIONAL RANKING



LATIN AMERICA & THE CARIBBEAN

FREEDOM SCORE BY REGIONAL RANKING

Country/Territory	Freedom rank	Personal freedom	Economic freedom	Human freedom
1. Chile	28	8.86	7.85	8.44
2. Uruguay	33	9.08	7.36	8.36
3. Costa Rica	37	8.66	7.68	8.25
4. Bahamas, The	38	8.69	7.56	8.22
5. Panama	44	8.35	7.79	8.12
6. Peru	50	8.03	7.78	7.93
7. Barbados	51	8.65	6.91	7.92
8. Jamaica	52	8.06	7.71	7.91
9. Dominican Republic	54	8.09	7.58	7.88
10. Trinidad and Tobago	60	8.01	7.27	7.70
11. Belize	63	8.31	6.70	7.64
11. Suriname	63	8.63	6.14	7.64
13. Guatemala	65	7.51	7.80	7.63
14. Paraguay	67	7.78	7.22	7.54
15. Guyana	70	8.06	6.52	7.49
16. Ecuador	72	7.96	6.68	7.43
17. El Salvador	73	7.39	7.39	7.39
18. Argentina	74	8.73	5.50	7.38
19. Brazil	78	7.64	6.63	7.22
20. Haiti	80	7.71	6.51	7.21
21. Honduras	86	6.97	7.26	7.09
22. Colombia	89	7.14	6.82	7.01
23. Bolivia	92	7.41	6.28	6.94
24. Mexico	93	6.72	7.20	6.92
25. Nicaragua	125	5.67	7.04	6.24
26. Venezuela, RB	164	4.90	2.83	4.03

LATIN AMERICA & THE CARIBBEAN

FREEDOM SCORE BY REGIONAL RANKING



MIDDLE EAST & NORTH AFRICA

FREEDOM SCORE BY REGIONAL RANKING

Country/Territory	Freedom rank	Personal freedom	Economic freedom	Human freedom
1. Israel	62	7.69	7.63	7.66
2. Jordan	94	6.42	7.59	6.91
3. Lebanon	108	6.76	6.76	6.76
4. Tunisia	116	6.82	5.97	6.46
5. Kuwait	121	6.07	6.72	6.34
6. Qatar	128	5.48	7.09	6.15
7. United Arab Emirates	131	5.20	7.28	6.06
8. Oman	133	5.36	6.69	5.92
9. Morocco	134	5.33	6.69	5.90
10. Turkey	139	5.25	6.54	5.79
11. Bahrain	143	4.59	7.33	5.73
12. Algeria	154	5.51	4.90	5.26
13. Saudi Arabia	155	3.89	6.85	5.12
14. Libya	156	5.17	4.79	5.05
15. Iraq	157	4.49	5.74	5.02
16. Iran, Islamic Rep.	160	4.14	5.06	4.53
17. Egypt, Arab Rep.	161	3.63	5.68	4.49
18. Yemen, Rep.	163	3.11	5.45	4.08
19. Syrian Arab Republic	165	2.60	5.19	3.66



NORTH AMERICA

FREEDOM SCORE BY REGIONAL RANKING

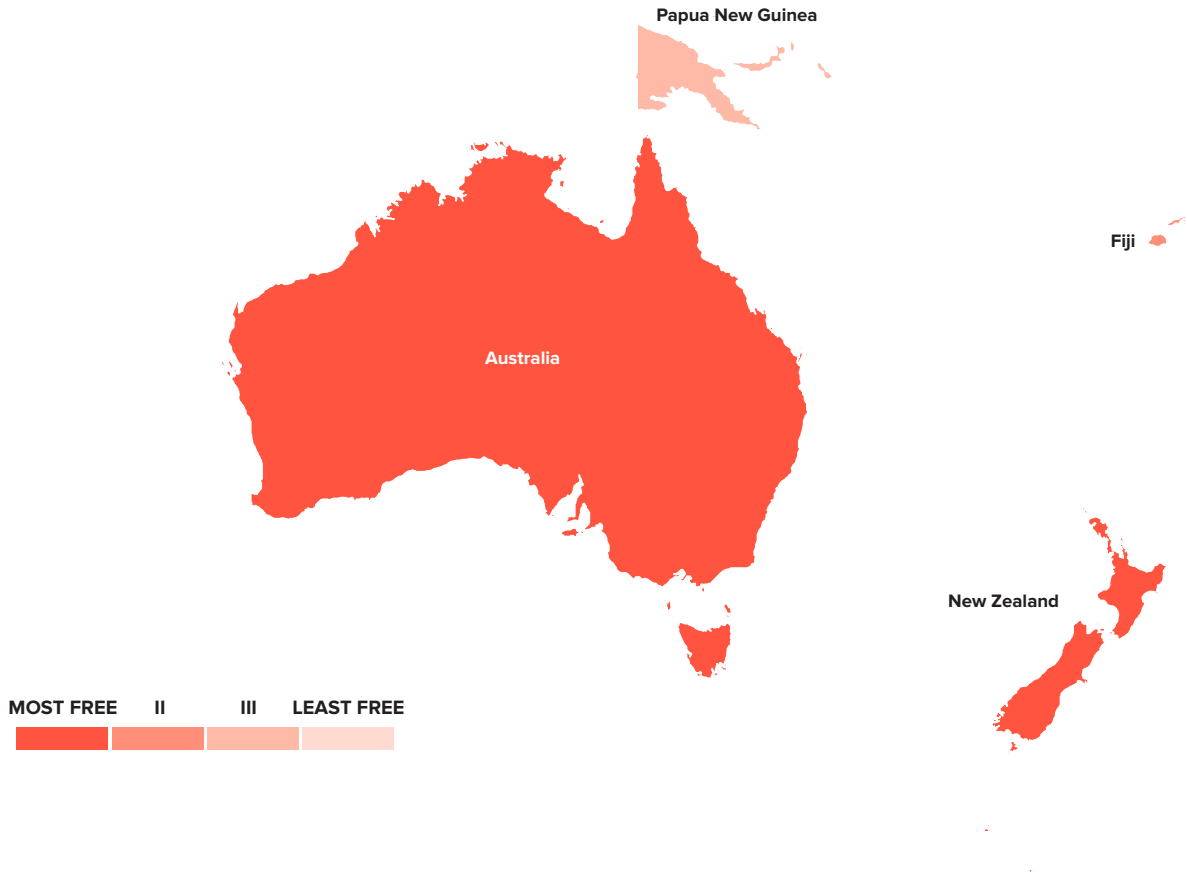
Country/Territory	Freedom rank	Personal freedom	Economic freedom	Human freedom
1. Canada	6	9.40	8.06	8.85
2. United States	15	9.09	8.24	8.73



OCEANIA

FREEDOM SCORE BY REGIONAL RANKING

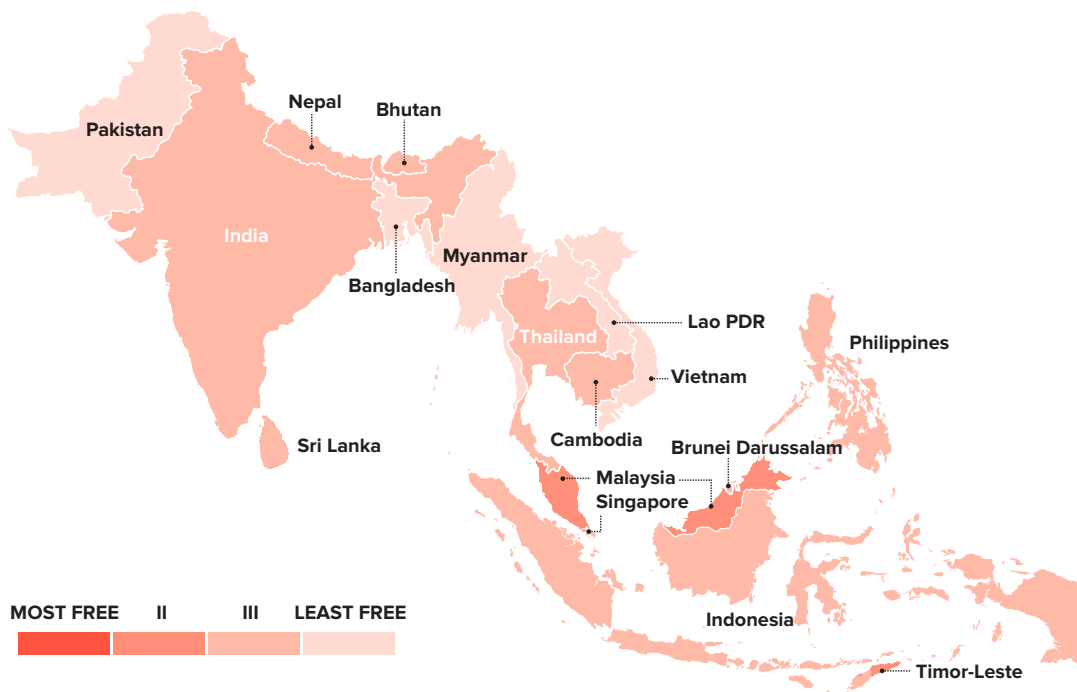
Country/Territory	Freedom rank	Personal freedom	Economic freedom	Human freedom
1. New Zealand	2	9.33	8.56	9.01
2. Australia	8	9.30	8.20	8.84
3. Fiji	75	7.90	6.54	7.36
4. Papua New Guinea	82	7.72	6.23	7.17



SOUTH ASIA

FREEDOM SCORE BY REGIONAL RANKING

Country/Territory	Freedom rank	Personal freedom	Economic freedom	Human freedom
1. Singapore	48	7.39	8.81	7.98
2. Timor-Leste	78	7.97	6.19	7.22
3. Malaysia	82	6.92	7.52	7.17
4. Nepal	84	7.41	6.71	7.12
5. Indonesia	85	6.98	7.26	7.10
6. Thailand	96	6.90	6.87	6.89
7. Bhutan	98	6.90	6.82	6.86
8. Philippines	101	6.42	7.42	6.83
9. Sri Lanka	112	6.44	6.78	6.58
10. Cambodia	115	5.94	7.22	6.47
11. Brunei Darussalam	116	5.87	7.30	6.46
12. India	119	6.20	6.66	6.39
13. Vietnam	134	5.63	6.26	5.90
14. Lao PDR	136	5.30	6.60	5.85
15. Myanmar	141	5.72	5.94	5.78
16. Bangladesh	142	5.52	6.05	5.75
17. Pakistan	145	5.41	5.95	5.63



SUB-SAHARAN AFRICA

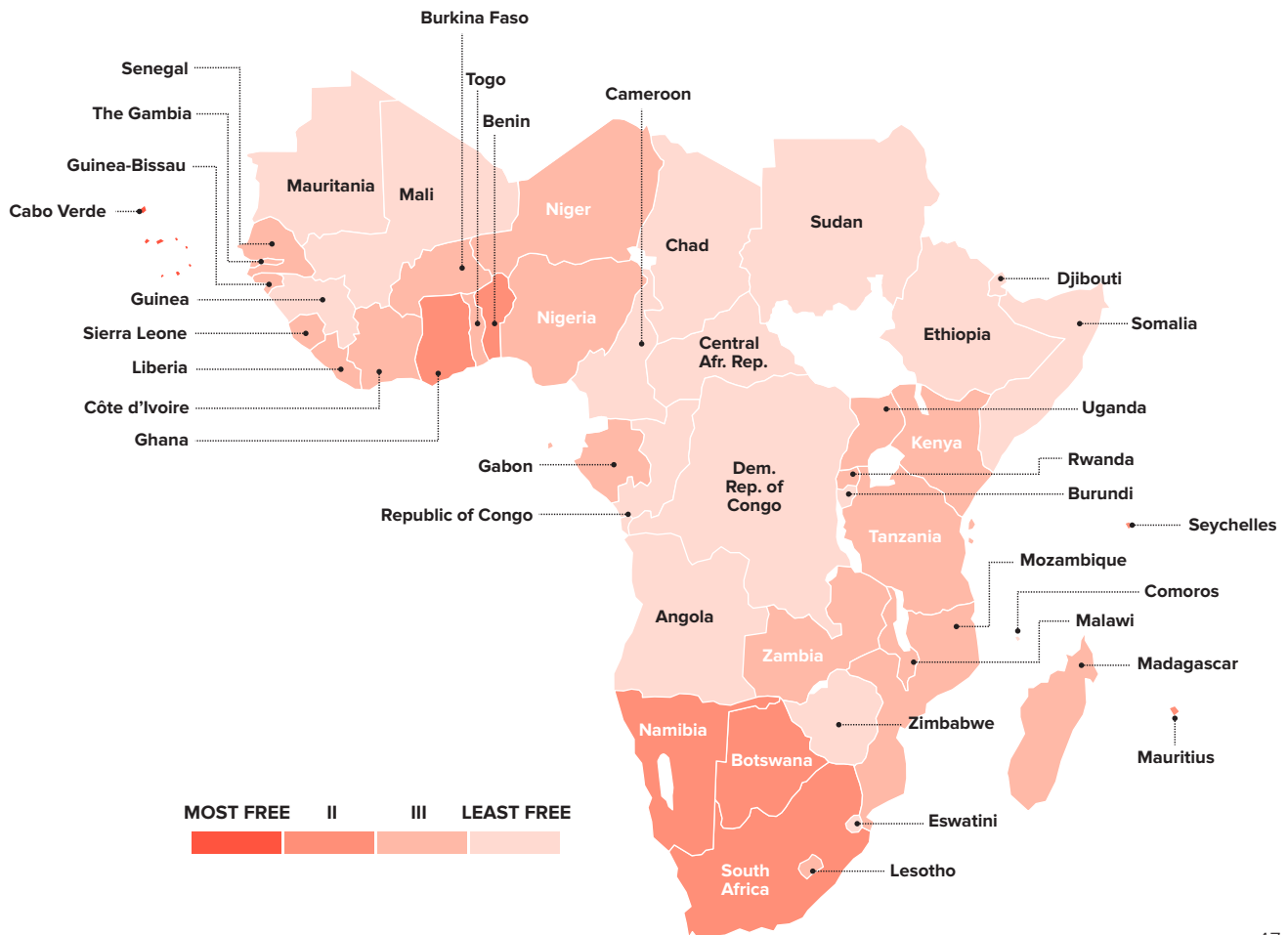
FREEDOM SCORE BY REGIONAL RANKING

Country/Territory	Freedom rank	Personal freedom	Economic freedom	Human freedom
1. Cabo Verde	36	8.70	7.65	8.26
2. Mauritius	46	8.01	8.16	8.07
3. Botswana	53	8.10	7.62	7.90
4. Seychelles	57	7.99	7.63	7.84
5. Namibia	66	8.12	6.76	7.56
6. Ghana	70	8.07	6.69	7.49
7. Benin	76	7.83	6.62	7.32
8. South Africa	77	7.53	6.97	7.30
9. Senegal	87	7.66	6.25	7.07
10. Madagascar	88	7.51	6.33	7.02
11. Lesotho	89	7.32	6.57	7.01
12. Malawi	91	7.72	5.96	6.99
13. Côte d'Ivoire	95	7.42	6.18	6.90
14. Gambia, The	97	6.77	7.04	6.88
15. Burkina Faso	100	7.44	6.04	6.85
16. Zambia	102	6.62	7.09	6.82
17. Liberia	103	7.14	6.35	6.81
18. Gabon	104	7.51	5.80	6.80
18. Mozambique	104	7.27	6.15	6.80
20. Guinea-Bissau	106	7.29	6.06	6.77
21. Kenya	109	6.59	6.94	6.73
22. Sierra Leone	111	7.12	6.15	6.70
23. Togo	113	6.60	6.35	6.50
24. Tanzania	114	6.29	6.75	6.48
25. Niger	118	6.78	5.97	6.41
26. Rwanda	120	5.65	7.35	6.36
27. Uganda	122	5.54	7.42	6.32
28. Nigeria	123	5.79	6.97	6.28
29. Mali	124	6.55	5.83	6.25
30. Angola	129	6.50	5.50	6.09
31. Comoros	130	5.73	6.55	6.07
32. Ethiopia	132	6.00	5.87	5.95
33. Djibouti	137	5.24	6.68	5.84
34. Guinea	138	5.96	5.62	5.82

SUB-SAHARAN AFRICA

FREEDOM SCORE BY REGIONAL RANKING

Country/Territory	Freedom rank	Personal freedom	Economic freedom	Human freedom
35. Eswatini	139	5.60	6.05	5.79
36. Mauritania	143	5.18	6.49	5.73
37. Cameroon	145	5.47	5.86	5.63
38. Central African Republic	147	5.81	5.36	5.62
38. Congo, Dem. Rep.	147	5.81	5.36	5.62
40. Zimbabwe	149	6.07	4.94	5.60
41. Chad	150	5.54	5.60	5.57
42. Congo, Rep.	152	5.88	5.08	5.55
43. Burundi	157	4.57	5.65	5.02
44. Somalia	159	3.68	6.67	4.93
45. Sudan	162	4.74	4.19	4.48



WESTERN EUROPE

FREEDOM SCORE BY REGIONAL RANKING

Country/Territory	Freedom rank	Personal freedom	Economic freedom	Human freedom
1. Switzerland	1	9.56	8.48	9.11
2. Denmark	3	9.56	8.17	8.98
3. Ireland	5	9.40	8.21	8.90
4. Finland	6	9.52	7.92	8.85
5. Sweden	9	9.63	7.72	8.83
6. Luxembourg	10	9.48	7.84	8.80
7. Netherlands	11	9.36	7.96	8.78
8. Iceland	12	9.40	7.90	8.77
9. Norway	13	9.50	7.72	8.76
10. United Kingdom	14	9.19	8.15	8.75
11. Germany	15	9.32	7.91	8.73
12. Portugal	18	9.33	7.79	8.69
13. Austria	21	9.25	7.86	8.67
14. Belgium	23	9.31	7.62	8.61
15. Spain	25	9.04	7.89	8.56
16. Italy	26	9.12	7.61	8.49
17. Malta	27	8.75	8.03	8.45
18. France	34	8.91	7.55	8.34

WESTERN EUROPE

FREEDOM SCORE BY REGIONAL RANKING



COUNTRY PROFILES

Ranking
43

ALBANIA

EASTERN EUROPE

Score
8.14

PERSONAL FREEDOM

Ranking
45/165

Score
8.38



ECONOMIC FREEDOM

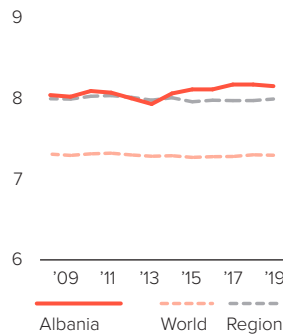
Ranking
31/165

Score
7.81

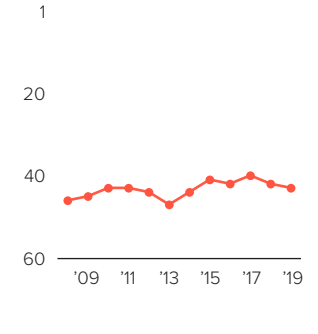


HUMAN FREEDOM

Score over time



Ranking over time



ALBANIA

EASTERN EUROPE

	2008	2009	2010	2011	2012	2013	2014	2015	2016	2017	2018	2019
Human freedom	8.03	8.01	8.08	8.06	7.99	7.92	8.05	8.10	8.10	8.16	8.16	8.14
Ranking	46	45	43	43	44	47	44	41	42	40	42	43
Economic freedom	7.28	7.28	7.41	7.51	7.46	7.40	7.65	7.71	7.71	7.73	7.78	7.81
Personal freedom	8.57	8.54	8.56	8.46	8.36	8.29	8.33	8.38	8.39	8.46	8.43	8.38
Rule of law	5.0	5.0	5.0	5.0	4.5	5.0	5.2	5.3	5.3	5.1	5.0	5.0
Procedural justice	5.7	5.7	5.7	5.7	5.0	5.6	6.1	6.7	6.7	6.3	6.0	6.0
Civil justice	5.1	5.1	5.1	5.1	5.0	5.0	4.8	4.6	4.6	4.4	4.8	4.8
Criminal justice	4.1	4.1	4.1	4.1	3.6	4.3	4.6	4.7	4.7	4.7	4.3	4.3
Security and safety	9.3	9.4	9.2	9.1	9.0	9.2	9.2	9.5	9.5	9.6	9.5	9.3
Homicide	9.1	9.2	8.7	8.6	8.4	8.8	8.8	9.2	9.2	9.4	9.3	9.3
Disappearances, conflicts, terrorism	9.6	9.6	9.6	9.6	9.6	9.7	9.6	9.8	9.8	9.7	9.7	9.4
Movement	9.6	9.6	9.7	9.7	9.7	9.8	9.8	9.8	9.8	9.7	9.8	9.9
Freedom of movement (V-Dem)	9.3	9.3	9.3	9.5	9.5	9.6	9.6	9.6	9.6	9.4	9.5	9.7
Freedom of movement (CLD)	10.0	10.0	10.0	10.0	10.0	10.0	10.0	10.0	10.0	10.0	10.0	10.0
Religion	9.9	9.9	9.9	9.9	9.9	9.9	9.9	9.9	9.9	9.8	9.8	9.7
Freedom of religion	9.9	9.9	9.9	9.9	9.9	9.9	9.9	9.9	9.9	9.7	9.8	9.6
Religious organization repression	9.8	9.8	9.8	9.8	9.8	9.8	9.8	9.8	9.8	9.8	9.8	9.8
Association, assembly, civil society	9.1	8.9	9.1	9.1	8.8	8.7	8.7	8.7	8.7	8.8	9.0	9.0
Civil society entry and exit	8.0	8.0	8.0	8.0	8.4	7.7	7.7	7.7	7.7	7.7	8.4	8.4
Freedom of assembly	9.7	8.8	9.7	9.7	8.8	9.3	9.3	9.3	9.3	9.7	9.7	10.0
Freedom to form/run political parties	9.4	9.4	9.4	9.4	9.4	9.1	9.1	9.1	9.1	9.1	9.1	9.1
Civil society repression	9.3	9.3	9.3	9.3	8.7	8.7	8.7	8.7	8.7	8.7	8.7	8.7
Expression and information	7.8	7.7	7.8	7.7	7.8	7.3	7.4	7.4	7.4	7.6	7.2	6.9
Press killed	10.0	10.0	10.0	10.0	10.0	10.0	10.0	10.0	10.0	10.0	10.0	10.0
Press jailed	10.0	10.0	10.0	10.0	10.0	10.0	10.0	10.0	10.0	10.0	10.0	10.0
Academic and cultural expression	5.0	5.0	5.0	5.0	5.0	5.0	5.0	5.0	5.0	5.0	5.0	5.0
Harassment of journalists	7.6	7.6	7.6	7.6	7.6	7.6	8.0	8.0	8.0	8.0	7.4	7.3
Government censorship effort	6.8	6.8	6.8	6.8	6.8	5.9	5.9	5.9	5.9	5.9	4.5	4.5
Internet censorship effort	9.7	9.7	9.7	9.7	9.7	8.7	8.7	8.7	8.7	9.7	8.5	8.5
Media self-censorship	6.2	6.2	6.4	6.4	6.4	5.8	5.8	5.8	5.8	6.1	5.2	4.9
Media freedom	7.7	7.7	8.1	8.1	8.1	7.0	7.0	7.0	7.0	7.3	6.6	6.0
Freedom of expression	7.0	6.5	7.0	6.0	7.0	6.0	6.5	6.0	6.5	6.0	7.0	6.0
Relationships	9.4	9.4	9.4	8.8	8.8	8.1	8.1	8.1	8.1	8.8	8.8	8.8
Same-sex relationships	10.0	10.0	10.0	10.0	10.0	10.0	10.0	10.0	10.0	10.0	10.0	10.0
Divorce	7.5	7.5	7.5	7.5	7.5	7.5	7.5	7.5	7.5	7.5	7.5	7.5
Inheritance rights	10.0	10.0	10.0	7.5	7.5	5.0	5.0	5.0	5.0	7.5	7.5	7.5
Female genital mutilation	10.0	10.0	10.0	10.0	10.0	10.0	10.0	10.0	10.0	10.0	10.0	10.0

Note: The data source V-Dem = Varieties of Democracy; the data source CLD = Civil Liberty Dataset.

Ranking
154

ALGERIA

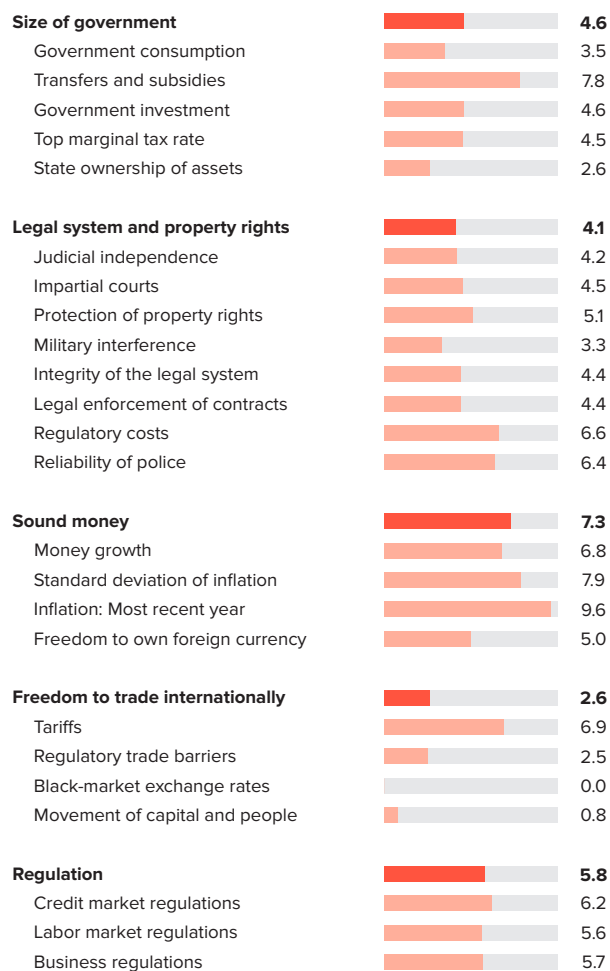
MIDDLE EAST & NORTH AFRICA

Score
5.26

PERSONAL FREEDOM Ranking 141/165 Score 5.51

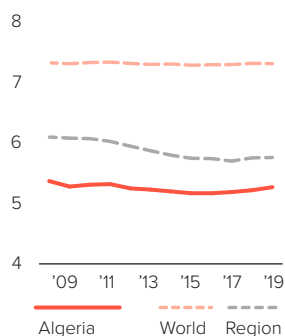


ECONOMIC FREEDOM Ranking 162/165 Score 4.90

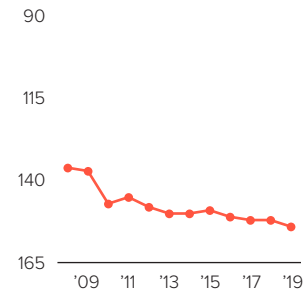


HUMAN FREEDOM

Score over time



Ranking over time



ALGERIA

MIDDLE EAST & NORTH AFRICA

	2008	2009	2010	2011	2012	2013	2014	2015	2016	2017	2018	2019
Human freedom	5.36	5.27	5.30	5.31	5.24	5.22	5.19	5.16	5.16	5.18	5.21	5.26
Ranking	136	137	147	145	148	150	150	149	151	152	152	154
Economic freedom	5.17	5.16	5.11	5.09	4.94	5.12	5.06	4.90	5.05	4.78	4.83	4.90
Personal freedom	5.49	5.34	5.43	5.47	5.45	5.29	5.29	5.35	5.25	5.46	5.48	5.51
Rule of law	4.0	3.9	4.0	3.9	4.0	4.1	4.0	3.8	3.8	4.9	5.1	5.1
Procedural justice	-	-	-	-	-	-	-	-	-	4.9	5.2	5.2
Civil justice	-	-	-	-	-	-	-	-	-	5.5	5.6	5.6
Criminal justice	-	-	-	-	-	-	-	-	-	4.3	4.4	4.4
Security and safety	7.3	7.4	8.1	8.3	8.1	8.1	8.4	8.8	8.7	8.8	8.8	9.0
Homicide	9.7	9.8	9.8	9.8	9.6	9.6	9.6	9.6	9.6	9.6	9.6	9.6
Disappearances, conflicts, terrorism	5.0	5.1	6.3	6.8	6.6	6.6	7.1	8.0	7.8	7.9	8.0	8.3
Movement	7.7	6.5	6.5	6.5	6.5	6.5	6.5	6.5	6.7	6.8	6.6	6.8
Freedom of movement (V-Dem)	7.9	7.9	7.9	7.9	8.0	8.0	8.0	8.0	8.4	8.6	8.3	8.5
Freedom of movement (CLD)	7.5	5.0	5.0	5.0	5.0	5.0	5.0	5.0	5.0	5.0	5.0	5.0
Religion	4.9	4.9	4.9	4.9	4.9	4.9	5.0	5.0	4.8	5.0	5.1	5.4
Freedom of religion	4.4	4.4	4.4	4.4	4.5	4.5	4.6	4.6	4.6	5.9	5.4	5.7
Religious organization repression	5.4	5.4	5.4	5.4	5.4	5.4	5.4	5.4	4.9	4.1	4.8	5.2
Association, assembly, civil society	4.7	4.7	4.6	4.7	4.7	4.6	4.6	4.7	4.5	4.5	4.6	4.8
Civil society entry and exit	3.4	3.4	3.3	3.3	3.3	2.9	2.9	2.9	2.6	2.9	2.8	3.2
Freedom of assembly	4.2	4.2	4.2	4.2	4.2	4.5	4.5	5.0	5.0	5.0	5.0	5.0
Freedom to form/run political parties	6.4	6.4	6.3	6.4	6.4	6.6	6.6	6.7	6.7	6.8	6.7	6.7
Civil society repression	4.8	4.8	4.8	4.8	4.8	4.3	4.3	4.3	3.8	3.4	3.9	4.1
Expression and information	6.0	6.2	6.2	6.3	6.3	6.4	6.2	6.2	5.7	5.6	5.6	5.1
Press killed	10.0	10.0	10.0	10.0	10.0	10.0	10.0	10.0	10.0	10.0	10.0	10.0
Press jailed	7.8	9.3	10.0	10.0	10.0	10.0	9.4	9.4	9.4	8.2	7.6	6.5
Academic and cultural expression	2.5	2.5	2.5	2.5	2.5	2.5	2.5	2.5	2.5	2.5	2.5	2.5
Harassment of journalists	6.0	5.7	5.7	5.8	6.0	6.0	5.0	5.0	5.5	5.4	5.8	5.2
Government censorship effort	3.4	3.4	3.6	3.6	3.6	3.2	3.2	3.2	2.3	3.0	3.3	2.1
Internet censorship effort	7.6	7.6	7.6	7.6	7.6	7.6	7.6	7.6	7.2	6.7	6.7	5.1
Media self-censorship	5.3	5.3	5.3	5.3	5.3	5.8	5.8	5.6	4.9	4.9	4.9	4.9
Media freedom	6.7	6.7	6.6	6.6	6.6	6.6	6.6	6.6	4.7	4.7	4.7	4.6
Freedom of expression	5.0	5.5	5.0	5.5	5.0	5.5	5.5	5.5	5.0	5.5	5.0	5.0
Relationships	3.8	3.8	3.8	3.8	3.8	2.5	2.5	2.5	2.5	2.5	2.5	2.5
Same-sex relationships	0.0	0.0	0.0	0.0	0.0	0.0	0.0	0.0	0.0	0.0	0.0	0.0
Divorce	0.0	0.0	0.0	0.0	0.0	0.0	0.0	0.0	0.0	0.0	0.0	0.0
Inheritance rights	5.0	5.0	5.0	5.0	5.0	0.0	0.0	0.0	0.0	0.0	0.0	0.0
Female genital mutilation	10.0	10.0	10.0	10.0	10.0	10.0	10.0	10.0	10.0	10.0	10.0	10.0

Note: The data source V-Dem = Varieties of Democracy; the data source CLD = Civil Liberty Dataset.

Ranking
129

ANGOLA

SUB-SAHARAN AFRICA

Score
6.09

PERSONAL FREEDOM Ranking 113/165 Score 6.50

Rule of law **3.6**

- Procedural justice 2.7
- Civil justice 4.4
- Criminal justice 3.6

Security and safety **8.5**

- Homicide 8.6
- Disappearances, conflicts, terrorism 8.3

Movement **8.0**

- Freedom of movement (V-Dem) 8.6
- Freedom of movement (CLD) 7.5

Religion **7.0**

- Freedom of religion 7.0
- Religious organization repression 6.9

Association, assembly, civil society **5.8**

- Civil society entry and exit 3.7
- Freedom of assembly 5.8
- Freedom to form/run political parties 8.5
- Civil society repression 5.0

Expression and information **6.5**

- Press killed 10.0
- Press jailed 10.0
- Academic and cultural expression 2.5
- Harassment of journalists 5.0
- Government censorship effort 5.1
- Internet censorship effort 8.5
- Media self-censorship 5.2
- Media freedom 6.7
- Freedom of expression 5.5

Relationships **6.2**

- Same-sex relationships 5.0
- Divorce 5.0
- Inheritance rights 5.0
- Female genital mutilation 10.0

ECONOMIC FREEDOM Ranking 153/165 Score 5.50

Size of government **7.5**

- Government consumption 7.3
- Transfers and subsidies 9.6
- Government investment 6.7
- Top marginal tax rate 9.5
- State ownership of assets 4.5

Legal system and property rights **3.7**

- Judicial independence 4.1
- Impartial courts 3.6
- Protection of property rights 3.7
- Military interference 4.2
- Integrity of the legal system 4.0
- Legal enforcement of contracts 2.3
- Regulatory costs 5.5
- Reliability of police 3.8

Sound money **4.9**

- Money growth 8.7
- Standard deviation of inflation 4.4
- Inflation: Most recent year 6.6
- Freedom to own foreign currency 0.0

Freedom to trade internationally **5.4**

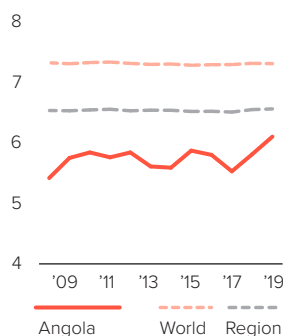
- Tariffs 7.1
- Regulatory trade barriers 3.6
- Black-market exchange rates 9.7
- Movement of capital and people 1.2

Regulation **6.0**

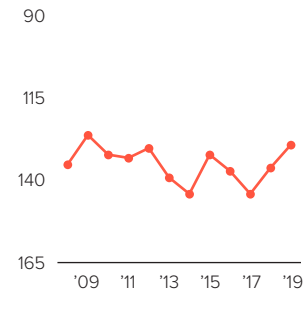
- Credit market regulations 7.0
- Labor market regulations 5.3
- Business regulations 5.6

HUMAN FREEDOM

Score over time



Ranking over time



ANGOLA

SUB-SAHARAN AFRICA

	2008	2009	2010	2011	2012	2013	2014	2015	2016	2017	2018	2019
Human freedom	5.41	5.74	5.83	5.75	5.83	5.6	5.58	5.86	5.79	5.52	5.80	6.09
Ranking	135	126	132	133	130	139	144	132	137	144	136	129
Economic freedom	4.57	5.32	5.39	5.24	5.45	5.14	5.05	5.67	5.43	4.89	4.86	5.50
Personal freedom	6.01	6.04	6.15	6.12	6.11	5.93	5.95	5.99	6.04	5.98	6.48	6.50
Rule of law	3.0	3.3	3.2	3.2	3.2	3.2	3.4	3.5	3.5	3.5	3.6	3.6
Procedural justice	-	-	-	-	-	-	-	-	-	2.5	2.7	2.7
Civil justice	-	-	-	-	-	-	-	-	-	4.4	4.4	4.4
Criminal justice	-	-	-	-	-	-	-	-	-	3.5	3.6	3.6
Security and safety	8.0	8.0	8.3	8.0	8.0	8.0	8.0	8.0	8.3	7.6	8.5	8.5
Homicide	8.7	8.7	8.7	8.7	8.6	8.6	8.6	8.6	8.6	8.6	8.6	8.6
Disappearances, conflicts, terrorism	7.3	7.2	8.0	7.3	7.3	7.3	7.3	7.3	8.0	6.6	8.4	8.3
Movement	7.7	7.7	7.8	7.8	7.8	7.9	7.9	7.9	7.9	8.0	8.0	8.0
Freedom of movement (V-Dem)	7.9	7.9	8.2	8.2	8.2	8.2	8.2	8.2	8.3	8.6	8.5	8.6
Freedom of movement (CLD)	7.5	7.5	7.5	7.5	7.5	7.5	7.5	7.5	7.5	7.5	7.5	7.5
Religion	7.5	7.5	8.1	8.1	8.1	7.2	7.2	7.2	7.2	6.9	6.9	7.0
Freedom of religion	7.7	7.7	8.9	8.9	8.9	7.7	7.7	7.7	7.7	7.2	7.2	7.0
Religious organization repression	7.3	7.3	7.3	7.3	7.3	6.6	6.6	6.6	6.6	6.6	6.5	6.9
Association, assembly, civil society	5.1	5.1	5.1	5.2	5.2	5.0	5.0	4.9	4.9	5.0	5.6	5.8
Civil society entry and exit	3.2	3.2	3.2	3.2	3.2	3.3	3.3	3.3	3.3	3.3	3.7	3.7
Freedom of assembly	4.5	4.2	4.2	4.5	4.5	3.8	3.8	3.5	3.5	3.5	5.2	5.8
Freedom to form/run political parties	8.4	8.4	8.4	8.4	8.4	8.2	8.2	8.2	8.2	8.2	8.5	8.5
Civil society repression	4.4	4.6	4.6	4.5	4.5	4.5	4.5	4.5	4.5	5.0	5.0	5.0
Expression and information	5.7	5.8	5.4	5.5	5.5	5.4	5.3	5.6	5.5	5.7	6.6	6.5
Press killed	10.0	10.0	7.5	7.5	7.5	7.5	7.5	10.0	10.0	10.0	10.0	10.0
Press jailed	10.0	10.0	10.0	10.0	10.0	10.0	10.0	10.0	10.0	10.0	10.0	10.0
Academic and cultural expression	2.5	2.5	2.5	2.5	2.5	2.5	2.5	2.5	2.5	2.5	2.5	2.5
Harassment of journalists	3.6	3.6	3.9	3.9	3.9	3.9	3.9	3.9	3.9	4.5	4.5	5.0
Government censorship effort	3.2	3.2	3.2	3.2	3.2	3.2	3.2	3.2	3.2	4.1	5.6	5.1
Internet censorship effort	6.5	6.8	6.8	6.8	6.8	6.4	6.4	6.4	6.4	6.4	8.9	8.5
Media self-censorship	4.0	4.0	4.0	4.0	4.0	3.6	3.6	3.6	3.6	3.6	5.7	5.2
Media freedom	6.1	6.1	6.1	6.1	6.1	6.1	6.1	6.1	6.1	6.1	8.0	6.7
Freedom of expression	5.5	5.5	5.0	5.5	5.5	5.0	4.5	4.5	4.0	4.5	4.0	5.5
Relationships	5.0	5.0	5.0	5.0	5.0	5.0	5.0	5.0	5.0	5.0	6.2	6.2
Same-sex relationships	0.0	0.0	0.0	0.0	0.0	0.0	0.0	0.0	0.0	0.0	5.0	5.0
Divorce	5.0	5.0	5.0	5.0	5.0	5.0	5.0	5.0	5.0	5.0	5.0	5.0
Inheritance rights	5.0	5.0	5.0	5.0	5.0	5.0	5.0	5.0	5.0	5.0	5.0	5.0
Female genital mutilation	10.0	10.0	10.0	10.0	10.0	10.0	10.0	10.0	10.0	10.0	10.0	10.0

Note: The data source V-Dem = Varieties of Democracy; the data source CLD = Civil Liberty Dataset.

Ranking
74

ARGENTINA

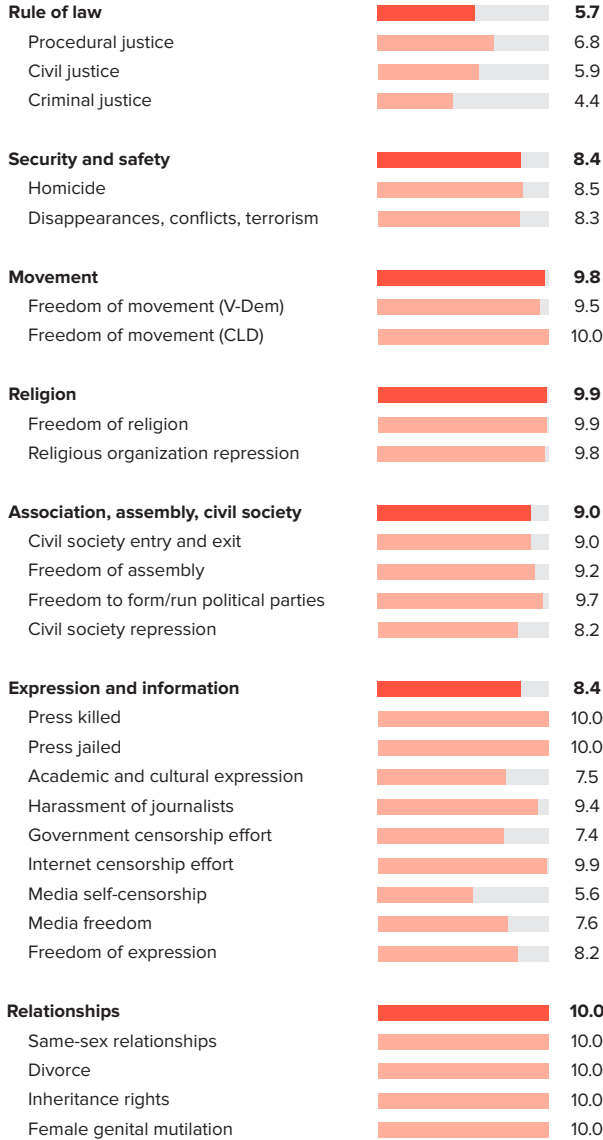
LATIN AMERICA & THE CARIBBEAN

Score
7.38

PERSONAL FREEDOM

Ranking
34/165

Score
8.73



ECONOMIC FREEDOM

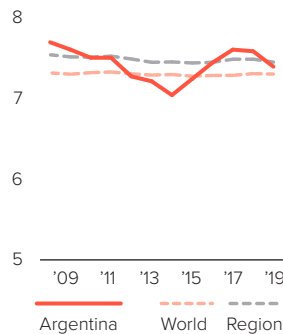
Ranking
153/165

Score
5.50

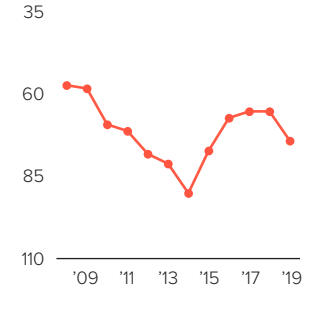


HUMAN FREEDOM

Score over time



Ranking over time



ARGENTINA

LATIN AMERICA & THE CARIBBEAN

	2008	2009	2010	2011	2012	2013	2014	2015	2016	2017	2018	2019
Human freedom	7.68	7.59	7.49	7.49	7.26	7.20	7.03	7.23	7.43	7.59	7.57	7.38
Ranking	57	58	68	69	78	81	90	77	67	65	65	74
Economic freedom	6.20	6.01	5.79	5.81	5.28	5.11	4.72	5.23	5.62	5.96	5.88	5.50
Personal freedom	8.73	8.72	8.70	8.68	8.68	8.69	8.67	8.65	8.73	8.76	8.77	8.73
Rule of law	5.4	5.4	5.4	5.4	5.2	5.3	5.5	5.7	5.7	5.8	5.7	5.7
Procedural justice	6.3	6.3	6.3	6.3	6.7	6.5	6.7	7.1	7.1	7.0	6.8	6.8
Civil justice	5.4	5.4	5.4	5.4	5.4	5.5	5.7	5.8	5.8	5.8	5.9	5.9
Criminal justice	4.3	4.3	4.3	4.3	3.7	3.9	4.3	4.3	4.3	4.6	4.4	4.4
Security and safety	8.6	8.6	8.6	8.6	8.6	8.5	8.6	8.6	8.7	8.4	8.4	8.4
Homicide	7.8	7.8	7.8	7.8	7.8	7.8	7.8	8.1	8.3	8.5	8.5	8.5
Disappearances, conflicts, terrorism	9.3	9.3	9.3	9.3	9.3	9.3	9.3	9.1	9.1	8.2	8.4	8.3
Movement	9.9	9.9	9.9	9.9	9.9	9.9	9.9	9.9	9.8	9.9	9.9	9.8
Freedom of movement (V-Dem)	9.8	9.8	9.8	9.9	9.9	9.9	9.9	9.9	9.6	9.8	9.8	9.5
Freedom of movement (CLD)	10.0	10.0	10.0	10.0	10.0	10.0	10.0	10.0	10.0	10.0	10.0	10.0
Religion	9.8	9.8	9.8	9.8	9.8	9.8	9.2	9.2	9.2	9.8	9.9	9.9
Freedom of religion	9.8	9.8	9.8	9.8	9.8	9.8	8.6	8.6	8.6	9.8	9.9	9.9
Religious organization repression	9.8	9.8	9.8	9.8	9.8	9.8	9.8	9.8	9.8	9.8	9.8	9.8
Association, assembly, civil society	9.2	9.2	9.1	9.1	9.1	9.1	9.1	9.1	9.3	8.9	9.0	9.0
Civil society entry and exit	8.5	8.5	8.5	8.5	8.5	8.5	8.5	8.5	8.6	8.6	9.0	9.0
Freedom of assembly	10.0	10.0	10.0	10.0	10.0	10.0	10.0	10.0	10.0	9.2	9.2	9.2
Freedom to form/run political parties	9.5	9.5	9.5	9.5	9.5	9.6	9.6	9.6	9.7	9.8	9.7	9.7
Civil society repression	8.8	8.8	8.3	8.3	8.3	8.3	8.3	8.2	9.0	8.2	8.2	8.2
Expression and information	8.3	8.2	8.1	8.0	8.1	8.1	8.4	8.0	8.3	8.4	8.4	8.4
Press killed	10.0	10.0	9.3	9.3	9.3	9.3	9.3	10.0	10.0	10.0	10.0	10.0
Press jailed	10.0	10.0	10.0	10.0	10.0	10.0	10.0	10.0	10.0	10.0	10.0	10.0
Academic and cultural expression	5.0	5.0	5.0	5.0	5.0	5.0	5.0	5.0	5.0	7.5	7.5	7.5
Harassment of journalists	9.4	9.4	9.1	9.1	8.8	8.8	8.8	8.3	9.4	9.4	9.4	9.4
Government censorship effort	7.1	7.0	6.9	6.9	6.8	6.8	7.3	6.6	7.4	7.4	7.4	7.4
Internet censorship effort	9.9	9.9	9.9	9.9	9.9	9.9	9.9	9.9	9.9	9.9	9.9	9.9
Media self-censorship	6.3	6.3	6.3	6.3	6.3	6.3	6.9	6.7	6.1	5.6	5.6	5.6
Media freedom	8.1	8.1	8.1	8.1	8.1	8.1	8.1	7.5	7.8	7.8	7.6	7.6
Freedom of expression	8.8	7.8	8.8	7.8	8.8	9.0	10.0	7.8	8.8	8.2	8.8	8.2
Relationships	10.0	10.0	10.0	10.0	10.0	10.0	10.0	10.0	10.0	10.0	10.0	10.0
Same-sex relationships	10.0	10.0	10.0	10.0	10.0	10.0	10.0	10.0	10.0	10.0	10.0	10.0
Divorce	10.0	10.0	10.0	10.0	10.0	10.0	10.0	10.0	10.0	10.0	10.0	10.0
Inheritance rights	10.0	10.0	10.0	10.0	10.0	10.0	10.0	10.0	10.0	10.0	10.0	10.0
Female genital mutilation	10.0	10.0	10.0	10.0	10.0	10.0	10.0	10.0	10.0	10.0	10.0	10.0

Note: The data source V-Dem = Varieties of Democracy; the data source CLD = Civil Liberty Dataset.

Ranking
40

ARMENIA

CAUCASUS & CENTRAL ASIA

Score
8.20

PERSONAL FREEDOM Ranking 48/165 Score 8.32

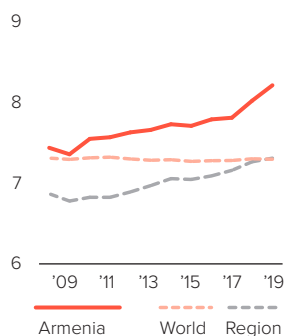


ECONOMIC FREEDOM Ranking 15/165 Score 8.03

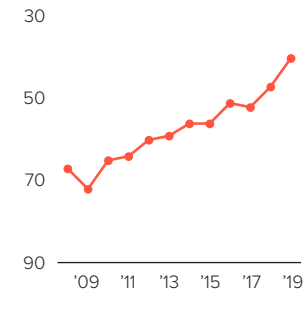


HUMAN FREEDOM

Score over time



Ranking over time



ARMENIA

CAUCASUS & CENTRAL ASIA

	2008	2009	2010	2011	2012	2013	2014	2015	2016	2017	2018	2019
Human freedom	7.43	7.35	7.54	7.56	7.62	7.65	7.72	7.70	7.78	7.80	8.01	8.20
Ranking	67	72	65	64	60	59	56	56	51	52	47	40
Economic freedom	7.66	7.65	7.70	7.74	7.80	7.67	7.84	7.78	7.71	7.79	7.94	8.03
Personal freedom	7.27	7.15	7.43	7.43	7.49	7.65	7.63	7.64	7.82	7.81	8.06	8.32
Rule of law	4.6	4.4	4.4	4.5	4.5	4.6	4.6	4.6	5.0	4.9	5.0	5.0
Procedural justice	-	-	-	-	-	-	-	-	-	-	-	-
Civil justice	-	-	-	-	-	-	-	-	-	-	-	-
Criminal justice	-	-	-	-	-	-	-	-	-	-	-	-
Security and safety	8.6	8.8	9.2	9.1	9.1	9.1	9.1	9.1	8.7	9.1	9.4	9.4
Homicide	9.0	9.0	9.4	9.3	9.3	9.4	9.3	9.2	9.1	9.3	9.5	9.5
Disappearances, conflicts, terrorism	8.2	8.7	8.9	8.9	8.9	8.8	8.9	8.9	8.4	8.9	9.2	9.2
Movement	8.5	7.3	8.6	8.6	8.6	8.6	8.6	8.6	9.8	9.8	9.8	9.8
Freedom of movement (V-Dem)	9.5	9.5	9.7	9.7	9.7	9.6	9.6	9.6	9.6	9.7	9.7	9.7
Freedom of movement (CLD)	7.5	5.0	7.5	7.5	7.5	7.5	7.5	7.5	10.0	10.0	10.0	10.0
Religion	8.0	8.0	8.0	8.0	8.0	8.0	8.0	8.0	8.0	8.1	8.3	8.6
Freedom of religion	7.7	7.7	7.7	7.7	7.7	7.8	7.8	7.7	7.7	7.8	7.8	7.8
Religious organization repression	8.4	8.4	8.4	8.4	8.4	8.3	8.3	8.3	8.3	8.3	8.9	9.3
Association, assembly, civil society	6.6	6.9	7.0	7.2	7.2	7.3	6.8	7.0	7.0	7.2	8.0	8.9
Civil society entry and exit	6.8	8.1	7.7	8.2	7.7	7.6	6.9	8.0	8.1	8.1	8.8	8.8
Freedom of assembly	5.3	5.0	5.0	5.0	5.8	6.2	5.3	5.0	5.0	5.0	5.8	8.0
Freedom to form/run political parties	8.4	8.3	8.4	8.4	8.2	8.4	8.0	8.2	8.2	8.5	9.1	9.4
Civil society repression	6.1	6.1	7.1	7.1	7.1	7.0	7.0	7.0	6.8	7.3	8.2	9.4
Expression and information	5.0	5.2	5.4	5.3	5.6	6.5	6.9	6.8	6.8	6.7	7.2	7.9
Press killed	10.0	10.0	10.0	10.0	10.0	10.0	10.0	10.0	10.0	10.0	10.0	10.0
Press jailed	0.0	0.0	0.0	0.0	1.6	10.0	10.0	10.0	10.0	10.0	10.0	10.0
Academic and cultural expression	2.5	2.5	2.5	2.5	2.5	2.5	5.0	5.0	5.0	5.0	5.0	5.0
Harassment of journalists	6.2	6.5	6.5	6.5	6.5	6.8	7.0	7.0	7.0	7.0	7.7	8.3
Government censorship effort	4.2	4.0	4.0	4.0	4.0	4.0	4.0	4.0	4.0	4.1	6.0	7.9
Internet censorship effort	7.4	9.1	9.9	9.9	9.9	9.9	9.9	9.9	9.9	9.4	9.8	9.9
Media self-censorship	4.5	5.1	5.1	5.1	5.1	4.9	5.0	5.0	4.8	4.8	5.5	6.0
Media freedom	5.1	5.1	5.8	5.4	5.4	5.4	5.4	5.4	5.4	5.4	5.9	5.6
Freedom of expression	5.5	4.5	5.0	4.5	5.0	5.0	5.5	5.0	5.0	5.0	5.0	8.2
Relationships	9.4	9.4	9.4	9.4	9.4	9.4	9.4	9.4	9.4	8.8	8.8	8.8
Same-sex relationships	10.0	10.0	10.0	10.0	10.0	10.0	10.0	10.0	10.0	10.0	10.0	10.0
Divorce	7.5	7.5	7.5	7.5	7.5	7.5	7.5	7.5	7.5	7.5	7.5	7.5
Inheritance rights	10.0	10.0	10.0	10.0	10.0	10.0	10.0	10.0	10.0	7.5	7.5	7.5
Female genital mutilation	10.0	10.0	10.0	10.0	10.0	10.0	10.0	10.0	10.0	10.0	10.0	10.0

Note: The data source V-Dem = Varieties of Democracy; the data source CLD = Civil Liberty Dataset.

Ranking
8

AUSTRALIA

OCEANIA

Score
8.84

PERSONAL FREEDOM Ranking 16/165 Score 9.30

Rule of law **7.8**

- Procedural justice 8.4
- Civil justice 7.6
- Criminal justice 7.3

Security and safety **9.7**

- Homicide 9.7
- Disappearances, conflicts, terrorism 9.7

Movement **9.8**

- Freedom of movement (V-Dem) 9.5
- Freedom of movement (CLD) 10.0

Religion **9.8**

- Freedom of religion 9.9
- Religious organization repression 9.8

Association, assembly, civil society **9.2**

- Civil society entry and exit 8.5
- Freedom of assembly 10.0
- Freedom to form/run political parties 9.7
- Civil society repression 8.4

Expression and information **8.8**

- Press killed 10.0
- Press jailed 10.0
- Academic and cultural expression 7.5
- Harassment of journalists 7.5
- Government censorship effort 9.3
- Internet censorship effort 9.6
- Media self-censorship 6.9
- Media freedom 8.9
- Freedom of expression 10.0

Relationships **10.0**

- Same-sex relationships 10.0
- Divorce 10.0
- Inheritance rights 10.0
- Female genital mutilation 10.0

ECONOMIC FREEDOM Ranking 9/165 Score 8.20

Size of government **6.5**

- Government consumption 4.2
- Transfers and subsidies 7.0
- Government investment 9.5
- Top marginal tax rate 4.5
- State ownership of assets 7.5

Legal system and property rights **8.3**

- Judicial independence 8.4
- Impartial courts 7.7
- Protection of property rights 8.4
- Military interference 10.0
- Integrity of the legal system 8.5
- Legal enforcement of contracts 6.8
- Regulatory costs 8.1
- Reliability of police 8.4

Sound money **9.7**

- Money growth 9.8
- Standard deviation of inflation 9.2
- Inflation: Most recent year 9.7
- Freedom to own foreign currency 10.0

Freedom to trade internationally **8.0**

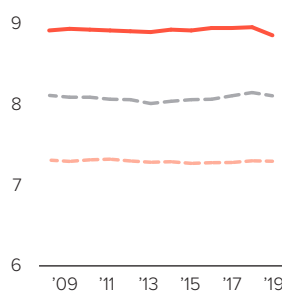
- Tariffs 9.1
- Regulatory trade barriers 7.8
- Black-market exchange rates 10.0
- Movement of capital and people 4.9

Regulation **8.5**

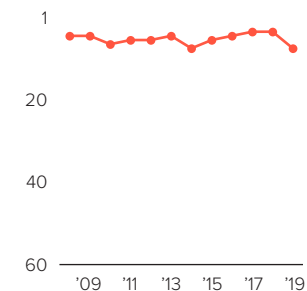
- Credit market regulations 9.4
- Labor market regulations 7.8
- Business regulations 8.3

HUMAN FREEDOM

Score over time



Ranking over time



AUSTRALIA

OCEANIA

	2008	2009	2010	2011	2012	2013	2014	2015	2016	2017	2018	2019
Human freedom	8.90	8.92	8.91	8.90	8.89	8.88	8.91	8.90	8.93	8.93	8.94	8.84
Ranking	5	5	7	6	6	5	8	6	5	4	4	8
Economic freedom	8.20	8.18	8.13	8.13	8.12	8.08	8.19	8.17	8.22	8.25	8.29	8.20
Personal freedom	9.40	9.44	9.46	9.45	9.44	9.44	9.43	9.42	9.43	9.42	9.41	9.30
Rule of law	7.8	7.8	7.8	7.8	7.7	7.9	7.9	7.8	7.8	7.8	7.8	7.8
Procedural justice	8.8	8.8	8.8	8.8	8.5	8.6	8.5	8.4	8.4	8.3	8.4	8.4
Civil justice	7.2	7.2	7.2	7.2	7.3	7.4	7.7	7.5	7.5	7.6	7.6	7.6
Criminal justice	7.2	7.2	7.2	7.2	7.3	7.7	7.5	7.4	7.4	7.3	7.3	7.3
Security and safety	9.8	9.8	9.8	9.8	9.8	9.8	9.8	9.8	9.8	9.7	9.7	9.7
Homicide	9.6	9.6	9.7	9.7	9.7	9.7	9.7	9.7	9.7	9.8	9.7	9.7
Disappearances, conflicts, terrorism	9.9	9.9	9.9	9.9	9.9	9.9	9.8	9.9	9.8	9.6	9.7	9.7
Movement	9.8	9.8	9.8	9.8	9.7	9.7	9.7	9.7	9.7	9.8	9.7	9.8
Freedom of movement (V-Dem)	9.6	9.6	9.5	9.5	9.5	9.5	9.4	9.3	9.4	9.5	9.5	9.5
Freedom of movement (CLD)	10.0	10.0	10.0	10.0	10.0	10.0	10.0	10.0	10.0	10.0	10.0	10.0
Religion	9.9	9.9	9.9	9.9	9.9	9.8	9.8	9.8	9.8	9.8	9.8	9.8
Freedom of religion	9.9	9.9	9.9	9.9	9.9	9.9	9.9	9.9	9.9	9.9	9.9	9.9
Religious organization repression	9.8	9.8	9.8	9.8	9.8	9.8	9.8	9.8	9.8	9.8	9.8	9.8
Association, assembly, civil society	9.5	9.5	9.6	9.6	9.6	9.6	9.6	9.5	9.5	9.6	9.6	9.2
Civil society entry and exit	9.1	9.1	9.1	9.1	9.1	9.5	9.5	9.5	9.5	9.5	9.5	8.5
Freedom of assembly	10.0	10.0	10.0	10.0	10.0	10.0	10.0	10.0	10.0	10.0	10.0	10.0
Freedom to form/run political parties	9.7	9.7	9.7	9.7	9.7	9.6	9.6	9.7	9.7	9.7	9.7	9.7
Civil society repression	9.4	9.4	9.7	9.7	9.7	9.2	9.2	8.8	8.8	9.1	9.1	8.4
Expression and information	9.2	9.5	9.5	9.5	9.5	9.3	9.3	9.4	9.4	9.4	9.2	8.8
Press killed	10.0	10.0	10.0	10.0	10.0	10.0	10.0	10.0	10.0	10.0	10.0	10.0
Press jailed	10.0	10.0	10.0	10.0	10.0	10.0	10.0	10.0	10.0	10.0	10.0	10.0
Academic and cultural expression	10.0	10.0	10.0	10.0	10.0	10.0	10.0	10.0	10.0	10.0	10.0	7.5
Harassment of journalists	9.3	9.3	9.3	9.3	9.3	7.7	7.7	7.7	7.7	7.7	7.7	7.5
Government censorship effort	9.8	9.8	9.8	9.8	9.8	9.5	9.5	9.5	9.5	9.5	8.5	9.3
Internet censorship effort	9.9	9.9	9.9	9.9	9.9	9.9	9.9	9.9	9.9	9.9	9.9	9.6
Media self-censorship	7.7	7.7	7.7	7.7	7.7	7.7	7.7	7.7	7.7	7.7	7.7	6.9
Media freedom	8.8	8.8	8.8	8.8	8.8	8.8	8.8	9.4	9.4	9.4	9.4	8.9
Freedom of expression	7.5	10.0	10.0	10.0	10.0	10.0	10.0	10.0	10.0	10.0	10.0	10.0
Relationships	9.9	9.9	9.9	9.9	9.9	10.0	10.0	10.0	10.0	10.0	10.0	10.0
Same-sex relationships	10.0	10.0	10.0	10.0	10.0	10.0	10.0	10.0	10.0	10.0	10.0	10.0
Divorce	10.0	10.0	10.0	10.0	10.0	10.0	10.0	10.0	10.0	10.0	10.0	10.0
Inheritance rights	10.0	10.0	10.0	10.0	10.0	10.0	10.0	10.0	10.0	10.0	10.0	10.0
Female genital mutilation	9.5	9.5	9.5	9.5	9.5	10.0	10.0	10.0	10.0	10.0	10.0	10.0

Note: The data source V-Dem = Varieties of Democracy; the data source CLD = Civil Liberty Dataset.

Ranking
21

AUSTRIA

WESTERN EUROPE

Score
8.67

PERSONAL FREEDOM

Ranking
18/165

Score
9.25



ECONOMIC FREEDOM

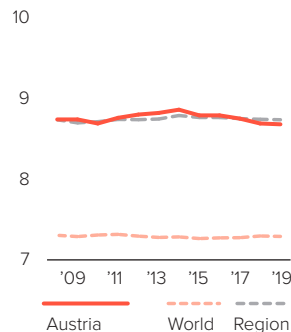
Ranking
28/165

Score
7.86

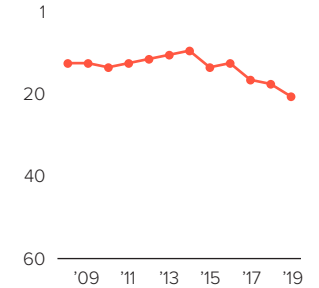


HUMAN FREEDOM

Score over time



Ranking over time



AUSTRIA

WESTERN EUROPE

	2008	2009	2010	2011	2012	2013	2014	2015	2016	2017	2018	2019
Human freedom	8.73	8.73	8.68	8.75	8.79	8.81	8.85	8.78	8.78	8.74	8.68	8.67
Ranking	13	13	14	13	12	11	10	14	13	17	18	21
Economic freedom	7.83	7.84	7.85	7.88	7.86	7.84	7.91	7.88	7.83	7.85	7.86	7.86
Personal freedom	9.38	9.37	9.28	9.36	9.45	9.51	9.53	9.43	9.47	9.38	9.26	9.25
Rule of law	7.7	7.7	7.7	7.7	8.2	8.5	8.6	8.2	8.2	8.3	8.2	8.2
Procedural justice	8.1	8.1	8.1	8.1	9.0	9.4	9.4	9.0	9.0	9.0	9.0	9.0
Civil justice	7.4	7.4	7.4	7.4	7.5	7.9	8.0	7.9	7.9	7.8	7.7	7.7
Criminal justice	7.5	7.5	7.5	7.5	8.1	8.2	8.3	7.7	7.7	8.0	8.0	8.0
Security and safety	9.8	9.7	9.8	9.7	9.7	9.8	9.8	9.8	9.8	9.8	9.7	9.8
Homicide	9.8	9.8	9.8	9.7	9.7	9.8	9.8	9.8	9.8	9.8	9.7	9.7
Disappearances, conflicts, terrorism	9.7	9.6	9.7	9.7	9.7	9.8	9.7	9.8	9.8	9.7	9.7	9.8
Movement	9.9	9.9	9.9	9.9	9.9	9.9	9.9	9.9	9.9	9.8	9.8	9.7
Freedom of movement (V-Dem)	9.8	9.8	9.8	9.8	9.8	9.8	9.8	9.8	9.8	9.7	9.6	9.5
Freedom of movement (CLD)	10.0	10.0	10.0	10.0	10.0	10.0	10.0	10.0	10.0	10.0	10.0	10.0
Religion	9.6	9.6	9.0	9.6	9.6	9.6	9.6	9.3	9.3	8.8	9.0	8.7
Freedom of religion	9.4	9.4	8.2	9.4	9.4	9.4	9.4	9.2	9.2	9.0	9.0	9.0
Religious organization repression	9.8	9.8	9.8	9.8	9.8	9.8	9.8	9.5	9.5	8.6	8.9	8.4
Association, assembly, civil society	9.4	9.4	9.4	9.4	9.4	9.4	9.4	9.4	9.4	9.4	9.2	9.4
Civil society entry and exit	8.6	8.6	8.6	8.3	8.5	8.5	8.5	8.5	8.5	8.5	7.9	8.2
Freedom of assembly	10.0	10.0	10.0	10.0	10.0	10.0	10.0	10.0	10.0	10.0	10.0	10.0
Freedom to form/run political parties	9.5	9.5	9.5	9.5	9.5	9.5	9.5	9.5	9.5	9.5	9.5	9.5
Civil society repression	9.7	9.7	9.7	9.7	9.7	9.7	9.7	9.7	9.7	9.7	9.4	9.8
Expression and information	9.3	9.3	9.2	9.3	9.3	9.3	9.3	9.3	9.6	9.6	8.9	8.9
Press killed	10.0	10.0	10.0	10.0	10.0	10.0	10.0	10.0	10.0	10.0	10.0	10.0
Press jailed	10.0	10.0	10.0	10.0	10.0	10.0	10.0	10.0	10.0	10.0	10.0	10.0
Academic and cultural expression	10.0	10.0	10.0	10.0	10.0	10.0	10.0	10.0	10.0	10.0	7.5	7.5
Harassment of journalists	9.3	9.3	9.3	9.3	9.3	9.3	9.3	9.3	9.3	9.3	9.3	9.3
Government censorship effort	9.4	9.4	8.8	9.4	9.4	9.4	9.4	9.4	9.4	9.2	8.2	8.4
Internet censorship effort	9.8	9.8	9.8	9.8	9.8	9.8	9.8	9.8	9.8	9.8	9.8	9.9
Media self-censorship	9.1	9.1	9.1	9.1	9.1	9.1	9.1	9.1	9.1	9.1	8.0	7.1
Media freedom	8.8	8.8	8.8	8.8	8.8	8.8	8.8	8.8	8.8	8.8	7.3	8.1
Freedom of expression	7.5	7.5	7.5	7.5	7.5	7.5	7.5	7.5	10.0	10.0	10.0	10.0
Relationships	9.9	9.9	9.9	9.9	9.9	10.0	10.0	10.0	10.0	10.0	10.0	10.0
Same-sex relationships	10.0	10.0	10.0	10.0	10.0	10.0	10.0	10.0	10.0	10.0	10.0	10.0
Divorce	10.0	10.0	10.0	10.0	10.0	10.0	10.0	10.0	10.0	10.0	10.0	10.0
Inheritance rights	10.0	10.0	10.0	10.0	10.0	10.0	10.0	10.0	10.0	10.0	10.0	10.0
Female genital mutilation	9.5	9.5	9.5	9.5	9.5	10.0	10.0	10.0	10.0	10.0	10.0	10.0

Note: The data source V-Dem = Varieties of Democracy; the data source CLD = Civil Liberty Dataset.

Ranking
127

AZERBAIJAN

CAUCASUS & CENTRAL ASIA

Score
6.16

PERSONAL FREEDOM Ranking 123/165 Score 5.96

Rule of law **4.3**

- Procedural justice -
- Civil justice -
- Criminal justice -

Security and safety **8.8**

- Homicide 9.4
- Disappearances, conflicts, terrorism 8.2

Movement **7.4**

- Freedom of movement (V-Dem) 7.4
- Freedom of movement (CLD) 7.5

Religion **5.1**

- Freedom of religion 5.1
- Religious organization repression 5.1

Association, assembly, civil society **3.6**

- Civil society entry and exit 1.3
- Freedom of assembly 2.7
- Freedom to form/run political parties 6.7
- Civil society repression 3.6

Expression and information **3.1**

- Press killed 6.9
- Press jailed 0.0
- Academic and cultural expression 0.0
- Harassment of journalists 2.4
- Government censorship effort 0.9
- Internet censorship effort 7.5
- Media self-censorship 3.2
- Media freedom 3.9
- Freedom of expression 3.5

Relationships **9.4**

- Same-sex relationships 10.0
- Divorce 7.5
- Inheritance rights 10.0
- Female genital mutilation 10.0

ECONOMIC FREEDOM Ranking 121/165 Score 6.44

Size of government **5.4**

- Government consumption 7.0
- Transfers and subsidies 7.7
- Government investment 1.8
- Top marginal tax rate 6.5
- State ownership of assets 3.8

Legal system and property rights **5.2**

- Judicial independence 3.9
- Impartial courts 3.8
- Protection of property rights 6.8
- Military interference 5.0
- Integrity of the legal system 4.0
- Legal enforcement of contracts 7.2
- Regulatory costs 7.6
- Reliability of police 7.6

Sound money **7.0**

- Money growth 7.8
- Standard deviation of inflation 5.7
- Inflation: Most recent year 9.5
- Freedom to own foreign currency 5.0

Freedom to trade internationally **7.2**

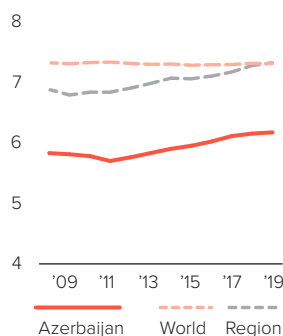
- Tariffs 7.5
- Regulatory trade barriers 7.4
- Black-market exchange rates 10.0
- Movement of capital and people 4.0

Regulation **7.4**

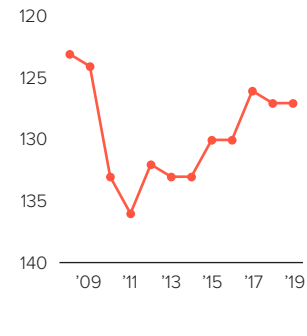
- Credit market regulations 8.3
- Labor market regulations 6.5
- Business regulations 7.2

HUMAN FREEDOM

Score over time



Ranking over time



AZERBAIJAN

CAUCASUS & CENTRAL ASIA

	2008	2009	2010	2011	2012	2013	2014	2015	2016	2017	2018	2019
Human freedom	5.82	5.80	5.77	5.69	5.75	5.82	5.89	5.94	6.01	6.10	6.14	6.16
Ranking	123	124	133	136	132	133	133	130	130	126	127	127
Economic freedom	5.95	5.90	5.79	5.94	6.09	6.08	6.25	6.31	6.43	6.32	6.53	6.44
Personal freedom	5.73	5.73	5.76	5.51	5.50	5.63	5.64	5.68	5.71	5.95	5.86	5.96
Rule of law	3.9	3.8	3.8	3.8	3.9	4.0	4.1	4.1	4.4	4.3	4.2	4.3
Procedural justice	-	-	-	-	-	-	-	-	-	-	-	-
Civil justice	-	-	-	-	-	-	-	-	-	-	-	-
Criminal justice	-	-	-	-	-	-	-	-	-	-	-	-
Security and safety	8.4	8.6	8.7	8.6	8.6	8.7	8.5	8.5	8.1	8.6	8.7	8.8
Homicide	9.4	9.3	9.3	9.4	9.4	9.3	9.3	9.4	9.4	9.4	9.4	9.4
Disappearances, conflicts, terrorism	7.3	7.9	8.0	7.9	7.7	8.2	7.8	7.6	6.9	7.8	8.1	8.2
Movement	6.7	6.7	6.8	6.8	6.8	6.8	6.6	7.9	7.6	7.7	7.3	7.4
Freedom of movement (V-Dem)	8.5	8.5	8.5	8.5	8.5	8.6	8.3	8.3	7.8	7.9	7.2	7.4
Freedom of movement (CLD)	5.0	5.0	5.0	5.0	5.0	5.0	5.0	7.5	7.5	7.5	7.5	7.5
Religion	5.1	5.1	5.1	5.0	5.0	4.9	4.9	4.6	4.7	4.7	5.1	5.1
Freedom of religion	5.3	5.4	5.4	5.4	5.4	5.1	5.1	5.1	5.1	4.9	5.0	5.1
Religious organization repression	4.9	4.9	4.9	4.7	4.7	4.7	4.7	4.1	4.3	4.5	5.1	5.1
Association, assembly, civil society	3.8	3.9	3.6	3.6	3.6	3.5	3.5	3.2	3.3	3.9	3.1	3.6
Civil society entry and exit	1.7	1.8	1.5	1.5	1.5	2.0	2.6	2.4	1.5	2.7	1.3	1.3
Freedom of assembly	2.7	3.0	2.2	2.2	2.2	2.2	2.2	1.8	2.7	2.7	2.7	2.7
Freedom to form/run political parties	6.7	6.7	6.7	6.7	6.7	6.6	6.6	6.6	6.6	6.6	6.6	6.7
Civil society repression	4.0	4.0	3.9	3.9	3.8	3.1	2.6	2.2	2.6	3.9	1.8	3.6
Expression and information	2.9	2.6	3.0	2.6	2.6	2.7	3.0	2.6	3.0	3.0	3.1	3.1
Press killed	6.5	3.1	6.7	3.4	3.4	3.4	6.8	3.7	6.9	6.9	6.9	6.9
Press jailed	0.0	0.0	0.0	0.0	0.0	0.0	0.0	0.0	0.0	0.0	0.0	0.0
Academic and cultural expression	0.0	0.0	0.0	0.0	0.0	0.0	0.0	0.0	0.0	0.0	0.0	0.0
Harassment of journalists	3.2	3.2	3.2	3.2	3.2	3.2	3.2	3.2	2.4	3.0	3.0	2.4
Government censorship effort	0.7	0.7	0.7	0.7	0.7	1.3	0.8	0.8	0.5	0.5	0.9	0.9
Internet censorship effort	6.6	7.0	7.0	7.0	7.0	7.0	7.0	7.0	6.4	6.4	6.4	7.5
Media self-censorship	3.7	3.4	3.4	3.4	3.4	3.4	3.4	3.4	3.5	3.5	3.2	3.2
Media freedom	1.6	1.6	1.6	1.6	1.6	1.9	1.9	1.9	3.5	3.2	3.9	3.9
Freedom of expression	4.0	4.0	4.5	4.5	4.5	4.0	4.5	4.0	4.0	3.5	4.0	3.5
Relationships	9.4	9.4	9.4	8.1	8.1	8.8	8.8	8.8	8.8	9.4	9.4	9.4
Same-sex relationships	10.0	10.0	10.0	10.0	10.0	10.0	10.0	10.0	10.0	10.0	10.0	10.0
Divorce	7.5	7.5	7.5	7.5	7.5	7.5	7.5	7.5	7.5	7.5	7.5	7.5
Inheritance rights	10.0	10.0	10.0	5.0	5.0	7.5	7.5	7.5	7.5	10.0	10.0	10.0
Female genital mutilation	10.0	10.0	10.0	10.0	10.0	10.0	10.0	10.0	10.0	10.0	10.0	10.0

Note: The data source V-Dem = Varieties of Democracy; the data source CLD = Civil Liberty Dataset.

Ranking
38

BAHAMAS, THE

LATIN AMERICA & THE CARIBBEAN

Score
8.22

PERSONAL FREEDOM

Ranking
37/165

Score
8.69



ECONOMIC FREEDOM

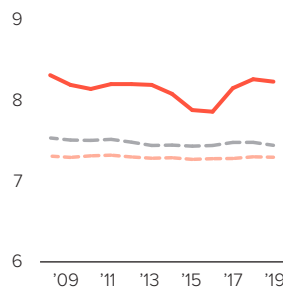
Ranking
52/165

Score
7.56

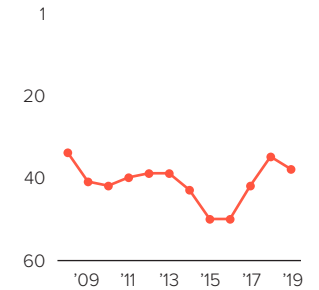


HUMAN FREEDOM

Score over time



Ranking over time



BAHAMAS, THE

LATIN AMERICA & THE CARIBBEAN

	2008	2009	2010	2011	2012	2013	2014	2015	2016	2017	2018	2019
Human freedom	8.30	8.18	8.13	8.19	8.19	8.18	8.07	7.87	7.85	8.14	8.25	8.22
Ranking	34	41	42	40	39	39	43	50	50	42	35	38
Economic freedom	7.62	7.55	7.49	7.41	7.41	7.45	7.47	7.48	7.43	7.34	7.64	7.56
Personal freedom	8.79	8.62	8.58	8.74	8.74	8.71	8.49	8.15	8.16	8.71	8.69	8.69
Rule of law	7.1	6.4	6.3	6.2	6.2	6.2	6.6	6.4	6.4	6.2	6.1	6.1
Procedural justice	-	-	-	-	-	-	6.9	6.9	6.9	6.7	6.4	6.4
Civil justice	-	-	-	-	-	-	6.2	6.0	6.0	5.8	5.7	5.7
Criminal justice	-	-	-	-	-	-	6.8	6.3	6.3	6.2	6.1	6.1
Security and safety	7.0	6.4	6.2	5.0	5.7	4.8	5.3	5.0	5.7	5.4	5.4	5.4
Homicide	3.9	2.9	2.4	0.0	1.3	0.8	0.6	0.0	1.4	0.7	0.7	0.7
Disappearances, conflicts, terrorism	10.0	10.0	10.0	10.0	10.0	8.8	10.0	10.0	10.0	10.0	10.0	10.0
Movement	10.0	10.0	10.0	10.0	10.0	10.0	10.0	10.0	10.0	10.0	10.0	10.0
Freedom of movement (V-Dem)	-	-	-	-	-	-	-	-	-	-	-	-
Freedom of movement (CLD)	10.0	10.0	10.0	10.0	10.0	10.0	10.0	10.0	10.0	10.0	10.0	10.0
Religion	7.5	7.5	7.5	10.0	10.0	10.0	7.5	7.5	7.5	10.0	10.0	10.0
Freedom of religion	7.5	7.5	7.5	10.0	10.0	10.0	7.5	7.5	7.5	10.0	10.0	10.0
Religious organization repression	-	-	-	-	-	-	-	-	-	-	-	-
Association, assembly, civil society	10.0	10.0	10.0	10.0	10.0	10.0	10.0	8.8	8.8	10.0	10.0	10.0
Civil society entry and exit	-	-	-	-	-	-	-	-	-	-	-	-
Freedom of assembly	10.0	10.0	10.0	10.0	10.0	10.0	10.0	8.8	8.8	10.0	10.0	10.0
Freedom to form/run political parties	-	-	-	-	-	-	-	-	-	-	-	-
Civil society repression	-	-	-	-	-	-	-	-	-	-	-	-
Expression and information	10.0	10.0	10.0	10.0	9.4	10.0	10.0	9.4	8.8	9.4	9.4	9.4
Press killed	10.0	10.0	10.0	10.0	10.0	10.0	10.0	10.0	10.0	10.0	10.0	10.0
Press jailed	10.0	10.0	10.0	10.0	10.0	10.0	10.0	10.0	10.0	10.0	10.0	10.0
Academic and cultural expression	10.0	10.0	10.0	10.0	10.0	10.0	10.0	10.0	7.5	7.5	7.5	7.5
Harassment of journalists	-	-	-	-	-	-	-	-	-	-	-	-
Government censorship effort	-	-	-	-	-	-	-	-	-	-	-	-
Internet censorship effort	-	-	-	-	-	-	-	-	-	-	-	-
Media self-censorship	-	-	-	-	-	-	-	-	-	-	-	-
Media freedom	-	-	-	-	-	-	-	-	-	-	-	-
Freedom of expression	10.0	10.0	10.0	10.0	7.5	10.0	10.0	7.5	7.5	10.0	10.0	10.0
Relationships	10.0	10.0	10.0	10.0	10.0	10.0	10.0	10.0	10.0	10.0	10.0	10.0
Same-sex relationships	10.0	10.0	10.0	10.0	10.0	10.0	10.0	10.0	10.0	10.0	10.0	10.0
Divorce	10.0	10.0	10.0	10.0	10.0	10.0	10.0	10.0	10.0	10.0	10.0	10.0
Inheritance rights	-	-	-	-	-	-	-	-	-	10.0	10.0	10.0
Female genital mutilation	10.0	10.0	10.0	10.0	10.0	10.0	10.0	10.0	10.0	10.0	10.0	10.0

Note: The data source V-Dem = Varieties of Democracy; the data source CLD = Civil Liberty Dataset.

Ranking
143

BAHRAIN

MIDDLE EAST & NORTH AFRICA

Score
5.73

PERSONAL FREEDOM Ranking 157/165 Score 4.59

Rule of law **6.0**

- Procedural justice -
- Civil justice -
- Criminal justice -

Security and safety **8.6**

- Homicide 9.8
- Disappearances, conflicts, terrorism 7.4

Movement **5.4**

- Freedom of movement (V-Dem) 5.8
- Freedom of movement (CLD) 5.0

Religion **3.0**

- Freedom of religion 4.1
- Religious organization repression 1.8

Association, assembly, civil society **1.8**

- Civil society entry and exit 1.2
- Freedom of assembly 1.2
- Freedom to form/run political parties 3.9
- Civil society repression 1.0

Expression and information **2.4**

- Press killed 10.0
- Press jailed 0.0
- Academic and cultural expression 0.0
- Harassment of journalists 0.5
- Government censorship effort 0.3
- Internet censorship effort 5.9
- Media self-censorship 2.0
- Media freedom 0.3
- Freedom of expression 2.2

Relationships **5.0**

- Same-sex relationships 10.0
- Divorce 0.0
- Inheritance rights 0.0
- Female genital mutilation 10.0

ECONOMIC FREEDOM Ranking 65/165 Score 7.33

Size of government **6.7**

- Government consumption 3.4
- Transfers and subsidies 8.0
- Government investment 9.6
- Top marginal tax rate 10.0
- State ownership of assets 2.6

Legal system and property rights **4.7**

- Judicial independence 5.3
- Impartial courts 5.2
- Protection of property rights 7.8
- Military interference 5.0
- Integrity of the legal system 4.9
- Legal enforcement of contracts 4.8
- Regulatory costs 9.4
- Reliability of police 9.0

Sound money **9.2**

- Money growth 9.5
- Standard deviation of inflation 7.6
- Inflation: Most recent year 9.8
- Freedom to own foreign currency 10.0

Freedom to trade internationally **8.2**

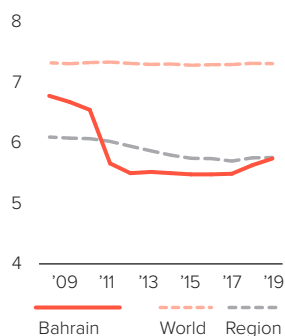
- Tariffs 8.3
- Regulatory trade barriers 6.7
- Black-market exchange rates 10.0
- Movement of capital and people 7.9

Regulation **7.7**

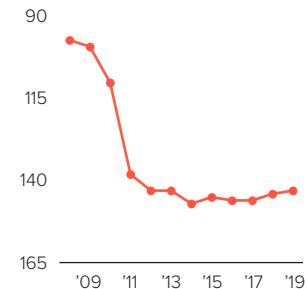
- Credit market regulations 7.6
- Labor market regulations 7.9
- Business regulations 7.6

HUMAN FREEDOM

Score over time



Ranking over time



BAHRAIN

MIDDLE EAST & NORTH AFRICA

	2008	2009	2010	2011	2012	2013	2014	2015	2016	2017	2018	2019
Human freedom	6.76	6.66	6.53	5.65	5.49	5.51	5.49	5.47	5.47	5.48	5.62	5.73
Ranking	97	99	110	138	143	143	147	145	146	146	144	143
Economic freedom	7.29	7.08	7.12	7.25	7.10	7.13	7.17	7.18	7.08	7.16	7.28	7.33
Personal freedom	6.38	6.36	6.11	4.51	4.34	4.35	4.29	4.24	4.32	4.29	4.43	4.59
Rule of law	6.0	6.0	5.9	5.7	5.6	5.7	5.8	5.8	5.9	5.9	5.8	6.0
Procedural justice	-	-	-	-	-	-	-	-	-	-	-	-
Civil justice	-	-	-	-	-	-	-	-	-	-	-	-
Criminal justice	-	-	-	-	-	-	-	-	-	-	-	-
Security and safety	8.7	8.9	8.5	7.5	7.2	7.3	6.9	7.2	8.2	7.2	8.3	8.6
Homicide	9.8	9.7	9.7	9.8	9.9	9.9	9.8	9.8	9.8	9.8	9.8	9.8
Disappearances, conflicts, terrorism	7.6	8.1	7.3	5.1	4.5	4.8	3.9	4.6	6.6	4.4	6.8	7.4
Movement	7.1	7.1	7.1	5.3	5.2	5.2	5.3	5.3	5.3	5.3	5.3	5.4
Freedom of movement (V-Dem)	6.8	6.6	6.6	5.5	5.4	5.4	5.6	5.6	5.6	5.6	5.6	5.8
Freedom of movement (CLD)	7.5	7.5	7.5	5.0	5.0	5.0	5.0	5.0	5.0	5.0	5.0	5.0
Religion	6.2	6.2	6.2	2.6	2.6	2.6	2.4	2.4	2.4	2.4	2.6	3.0
Freedom of religion	5.8	5.8	5.8	3.3	3.4	3.4	3.4	3.4	3.4	3.4	3.4	4.1
Religious organization repression	6.7	6.7	6.7	2.0	1.7	1.7	1.3	1.3	1.3	1.3	1.8	1.8
Association, assembly, civil society	5.0	4.9	4.8	3.7	3.2	3.0	3.0	2.4	2.0	1.9	1.6	1.8
Civil society entry and exit	4.7	4.7	4.7	4.2	2.4	2.0	2.0	2.0	1.0	1.0	0.6	1.2
Freedom of assembly	3.0	2.7	2.7	2.7	2.7	2.7	2.7	1.5	1.5	1.2	1.2	1.2
Freedom to form/run political parties	6.6	6.6	6.5	5.6	5.6	5.6	5.6	4.7	4.0	4.0	3.9	3.9
Civil society repression	5.5	5.5	5.5	2.3	2.2	1.8	1.8	1.5	1.5	1.5	0.7	1.0
Expression and information	5.3	5.2	4.0	1.7	1.6	1.6	1.6	1.5	1.4	2.4	2.4	2.4
Press killed	10.0	10.0	10.0	0.0	0.0	0.0	0.0	0.0	0.0	10.0	10.0	10.0
Press jailed	10.0	10.0	0.0	0.0	0.0	0.0	0.0	0.0	0.0	0.0	0.0	0.0
Academic and cultural expression	0.0	0.0	0.0	0.0	0.0	0.0	0.0	0.0	0.0	0.0	0.0	0.0
Harassment of journalists	4.1	3.9	3.1	0.5	1.0	1.0	1.0	0.5	0.5	0.5	0.5	0.5
Government censorship effort	4.0	4.0	3.9	1.4	0.3	0.3	0.3	0.3	0.3	0.3	0.3	0.3
Internet censorship effort	6.7	6.7	6.7	6.3	6.3	6.3	6.3	6.3	6.3	6.3	6.3	5.9
Media self-censorship	4.5	4.5	4.5	3.0	2.5	2.5	2.5	2.5	2.5	2.0	2.0	2.0
Media freedom	4.1	4.1	4.1	1.8	1.8	1.8	1.8	1.8	1.1	0.3	0.3	0.3
Freedom of expression	4.5	4.0	4.0	2.8	2.8	2.8	2.8	2.2	2.2	2.2	1.8	2.2
Relationships	6.2	6.2	6.2	5.0	5.0	5.0	5.0	5.0	5.0	5.0	5.0	5.0
Same-sex relationships	10.0	10.0	10.0	10.0	10.0	10.0	10.0	10.0	10.0	10.0	10.0	10.0
Divorce	0.0	0.0	0.0	0.0	0.0	0.0	0.0	0.0	0.0	0.0	0.0	0.0
Inheritance rights	5.0	5.0	5.0	0.0	0.0	0.0	0.0	0.0	0.0	0.0	0.0	0.0
Female genital mutilation	10.0	10.0	10.0	10.0	10.0	10.0	10.0	10.0	10.0	10.0	10.0	10.0

Note: The data source V-Dem = Varieties of Democracy; the data source CLD = Civil Liberty Dataset.

Ranking
142

BANGLADESH

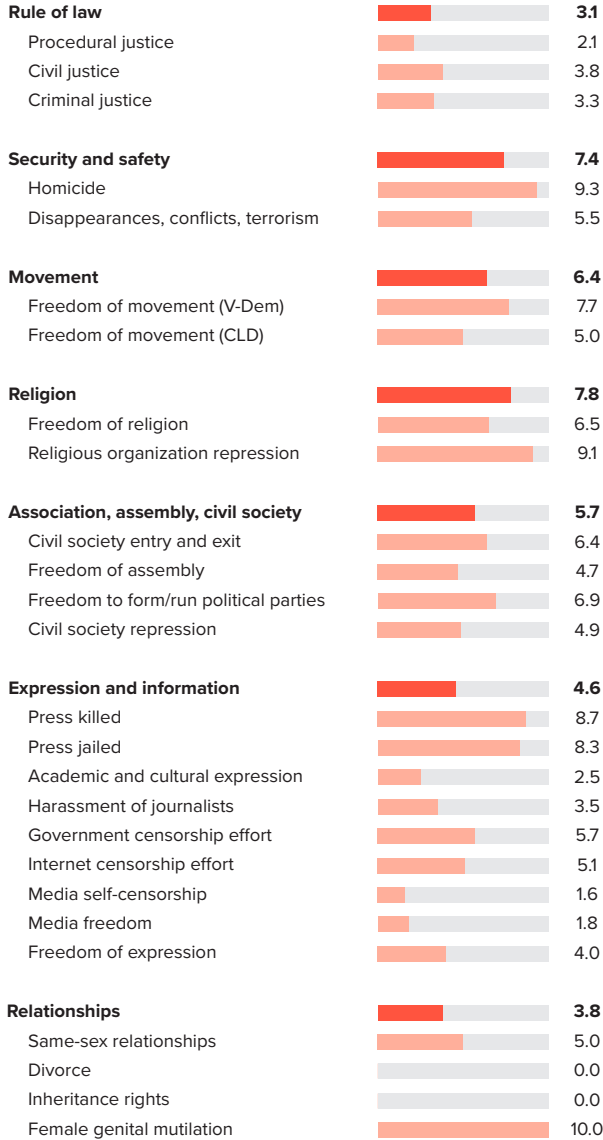
SOUTH ASIA

Score
5.75

PERSONAL FREEDOM

Ranking
140/165

Score
5.52



ECONOMIC FREEDOM

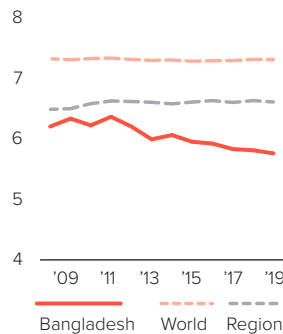
Ranking
136/165

Score
6.05

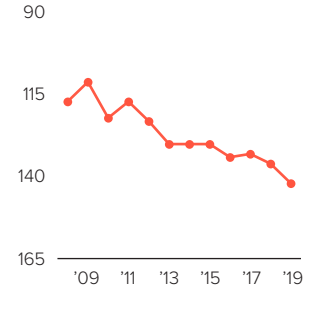


HUMAN FREEDOM

Score over time



Ranking over time



BANGLADESH

SOUTH ASIA

	2008	2009	2010	2011	2012	2013	2014	2015	2016	2017	2018	2019
Human freedom	6.19	6.32	6.21	6.35	6.19	5.98	6.05	5.94	5.91	5.82	5.80	5.75
Ranking	117	111	122	117	123	130	130	130	134	133	136	142
Economic freedom	6.09	6.24	6.21	6.16	6.16	6.15	6.17	6.16	6.14	6.09	6.08	6.05
Personal freedom	6.26	6.38	6.22	6.48	6.21	5.86	5.96	5.78	5.74	5.62	5.61	5.52
Rule of law	3.5	3.5	3.5	3.5	3.0	3.4	3.1	3.1	3.1	3.1	3.1	3.1
Procedural justice	3.4	3.4	3.4	3.4	2.6	2.9	2.0	2.3	2.3	2.0	2.1	2.1
Civil justice	3.2	3.2	3.2	3.2	3.6	3.9	3.9	3.7	3.7	3.9	3.8	3.8
Criminal justice	3.8	3.8	3.8	3.8	2.9	3.3	3.3	3.4	3.4	3.4	3.3	3.3
Security and safety	7.8	7.7	7.8	7.8	7.8	7.8	7.4	7.5	7.4	7.5	7.4	7.4
Homicide	9.2	9.2	9.2	9.2	9.2	9.2	9.2	9.3	9.4	9.4	9.3	9.3
Disappearances, conflicts, terrorism	6.4	6.3	6.3	6.4	6.3	6.4	5.6	5.7	5.5	5.6	5.6	5.5
Movement	8.0	8.0	6.7	8.0	6.7	6.6	6.6	6.7	6.7	6.5	6.6	6.4
Freedom of movement (V-Dem)	8.4	8.4	8.4	8.4	8.3	8.3	8.3	8.4	8.4	8.0	8.1	7.7
Freedom of movement (CLD)	7.5	7.5	5.0	7.5	5.0	5.0	5.0	5.0	5.0	5.0	5.0	5.0
Religion	8.3	7.8	7.8	8.5	8.5	7.5	8.3	8.0	7.8	7.9	7.9	7.8
Freedom of religion	7.1	7.3	7.3	8.6	8.6	7.7	7.7	6.8	6.8	6.7	6.7	6.5
Religious organization repression	9.5	8.4	8.4	8.4	8.4	7.3	8.8	9.1	8.9	9.0	9.2	9.1
Association, assembly, civil society	6.3	7.7	7.8	7.8	7.7	7.5	7.0	6.5	6.5	6.0	5.8	5.7
Civil society entry and exit	5.7	7.1	7.6	7.3	7.2	7.7	7.6	7.2	7.2	6.3	6.4	6.4
Freedom of assembly	5.7	6.5	6.5	6.8	6.8	6.5	6.5	5.0	5.0	5.0	5.0	4.7
Freedom to form/run political parties	8.8	8.9	8.9	8.8	8.8	8.2	8.1	8.0	8.0	8.1	7.3	6.9
Civil society repression	5.1	8.2	8.0	8.2	8.0	7.6	5.9	5.9	5.7	4.8	4.5	4.9
Expression and information	6.2	6.2	6.2	6.1	6.1	5.8	5.5	4.9	4.9	4.6	4.7	4.6
Press killed	8.9	9.6	10.0	10.0	9.4	9.2	8.6	7.5	7.5	7.9	8.1	8.7
Press jailed	9.0	9.1	9.0	9.2	9.7	9.7	9.2	8.6	8.3	7.7	7.8	8.3
Academic and cultural expression	5.0	5.0	5.0	5.0	5.0	5.0	5.0	2.5	2.5	2.5	2.5	2.5
Harassment of journalists	5.7	5.0	5.0	4.4	4.4	4.3	4.6	4.6	4.6	4.6	4.3	3.5
Government censorship effort	5.9	6.4	6.4	6.4	6.4	6.0	5.8	6.2	6.0	5.7	5.7	5.7
Internet censorship effort	6.4	6.6	6.6	6.6	6.2	6.3	5.6	5.6	5.6	5.1	5.4	5.1
Media self-censorship	4.0	3.8	3.4	3.4	3.0	2.6	2.2	2.0	2.0	1.6	1.6	1.6
Media freedom	5.1	4.4	4.4	4.1	4.1	3.4	2.7	2.7	2.7	2.2	2.2	1.8
Freedom of expression	6.0	6.0	6.0	6.0	6.5	5.5	6.0	4.5	5.0	4.5	5.0	4.0
Relationships	3.8	3.8	3.8	3.8	3.8	2.5	3.8	3.8	3.8	3.8	3.8	3.8
Same-sex relationships	0.0	0.0	0.0	0.0	0.0	0.0	5.0	5.0	5.0	5.0	5.0	5.0
Divorce	0.0	0.0	0.0	0.0	0.0	0.0	0.0	0.0	0.0	0.0	0.0	0.0
Inheritance rights	5.0	5.0	5.0	5.0	5.0	0.0	0.0	0.0	0.0	0.0	0.0	0.0
Female genital mutilation	10.0	10.0	10.0	10.0	10.0	10.0	10.0	10.0	10.0	10.0	10.0	10.0

Note: The data source V-Dem = Varieties of Democracy; the data source CLD = Civil Liberty Dataset.

Ranking
51

BARBADOS

LATIN AMERICA & THE CARIBBEAN

Score
7.92

PERSONAL FREEDOM

Ranking
39/165

Score
8.65



ECONOMIC FREEDOM

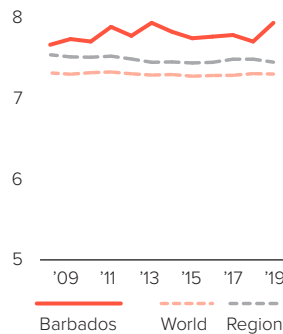
Ranking
87/165

Score
6.91

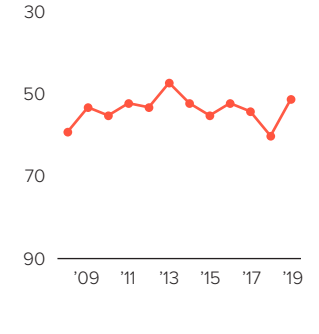


HUMAN FREEDOM

Score over time



Ranking over time



BARBADOS

LATIN AMERICA & THE CARIBBEAN

	2008	2009	2010	2011	2012	2013	2014	2015	2016	2017	2018	2019
Human freedom	7.65	7.72	7.69	7.87	7.76	7.92	7.81	7.73	7.75	7.77	7.69	7.92
Ranking	59	53	55	52	53	47	52	55	52	54	60	51
Economic freedom	6.31	6.49	6.51	6.90	6.60	7.00	6.73	6.65	6.59	6.57	6.39	6.91
Personal freedom	8.60	8.61	8.53	8.56	8.59	8.58	8.59	8.51	8.58	8.63	8.61	8.65
Rule of law	7.2	6.8	6.9	6.9	6.8	6.8	7.0	6.7	6.7	6.5	6.5	6.5
Procedural justice	-	-	-	-	-	-	8.0	7.7	7.7	7.3	7.3	7.3
Civil justice	-	-	-	-	-	-	6.8	6.5	6.5	6.5	6.4	6.4
Criminal justice	-	-	-	-	-	-	6.1	5.9	5.9	5.8	5.7	5.7
Security and safety	8.6	8.8	8.2	8.4	8.6	8.5	8.4	8.2	8.7	8.3	8.3	8.3
Homicide	7.6	8.0	6.8	7.2	7.7	7.5	7.4	6.8	7.8	7.0	7.2	7.2
Disappearances, conflicts, terrorism	9.5	9.5	9.5	9.5	9.5	9.5	9.4	9.6	9.6	9.6	9.5	9.5
Movement	9.9	9.9	9.9	9.9	9.9	9.9	9.9	9.9	9.9	9.9	9.9	9.9
Freedom of movement (V-Dem)	9.8	9.8	9.8	9.8	9.8	9.8	9.8	9.8	9.8	9.8	9.8	9.8
Freedom of movement (CLD)	10.0	10.0	10.0	10.0	10.0	10.0	10.0	10.0	10.0	10.0	10.0	10.0
Religion	9.8	9.8	9.8	9.8	9.8	9.8	9.8	9.8	9.8	9.9	9.9	9.9
Freedom of religion	9.8	9.8	9.8	9.8	9.8	9.8	9.8	9.8	9.8	9.9	9.9	9.9
Religious organization repression	9.8	9.8	9.8	9.8	9.8	9.8	9.8	9.8	9.8	9.9	9.9	9.9
Association, assembly, civil society	9.4	9.4	9.4	9.4	9.4	9.4	9.4	9.4	9.4	9.4	9.2	9.3
Civil society entry and exit	8.5	8.5	8.5	8.5	8.5	8.5	8.5	8.5	8.5	8.5	8.5	8.5
Freedom of assembly	10.0	10.0	10.0	10.0	10.0	10.0	10.0	10.0	10.0	10.0	10.0	10.0
Freedom to form/run political parties	9.7	9.7	9.7	9.7	9.7	9.7	9.7	9.7	9.7	9.7	9.7	9.7
Civil society repression	9.6	9.6	9.6	9.6	9.6	9.6	9.6	9.4	9.4	9.4	8.5	9.1
Expression and information	8.6	8.9	8.9	8.9	8.9	8.9	8.9	8.9	8.9	8.9	9.0	9.1
Press killed	10.0	10.0	10.0	10.0	10.0	10.0	10.0	10.0	10.0	10.0	10.0	10.0
Press jailed	10.0	10.0	10.0	10.0	10.0	10.0	10.0	10.0	10.0	10.0	10.0	10.0
Academic and cultural expression	10.0	10.0	10.0	10.0	10.0	10.0	10.0	10.0	10.0	10.0	10.0	10.0
Harassment of journalists	7.5	7.5	7.5	7.5	7.5	7.5	7.5	7.5	7.5	7.5	8.2	8.8
Government censorship effort	7.7	7.7	7.7	7.7	7.7	7.7	7.7	7.7	7.7	8.1	8.1	8.2
Internet censorship effort	9.9	9.9	9.9	9.9	9.9	9.9	9.9	9.9	9.9	9.9	9.9	9.9
Media self-censorship	8.3	8.3	8.3	8.3	8.3	8.3	8.3	8.3	8.3	8.3	8.3	8.3
Media freedom	6.5	6.5	6.5	6.5	6.5	6.5	6.5	6.5	6.5	6.5	6.5	6.5
Freedom of expression	7.5	10.0	10.0	10.0	10.0	10.0	10.0	10.0	10.0	10.0	10.0	10.0
Relationships	6.7	6.7	6.7	6.7	6.7	6.7	6.7	6.7	6.7	7.5	7.5	7.5
Same-sex relationships	0.0	0.0	0.0	0.0	0.0	0.0	0.0	0.0	0.0	0.0	0.0	0.0
Divorce	10.0	10.0	10.0	10.0	10.0	10.0	10.0	10.0	10.0	10.0	10.0	10.0
Inheritance rights	-	-	-	-	-	-	-	-	-	10.0	10.0	10.0
Female genital mutilation	10.0	10.0	10.0	10.0	10.0	10.0	10.0	10.0	10.0	10.0	10.0	10.0

Note: The data source V-Dem = Varieties of Democracy; the data source CLD = Civil Liberty Dataset.

Ranking
109

BELARUS

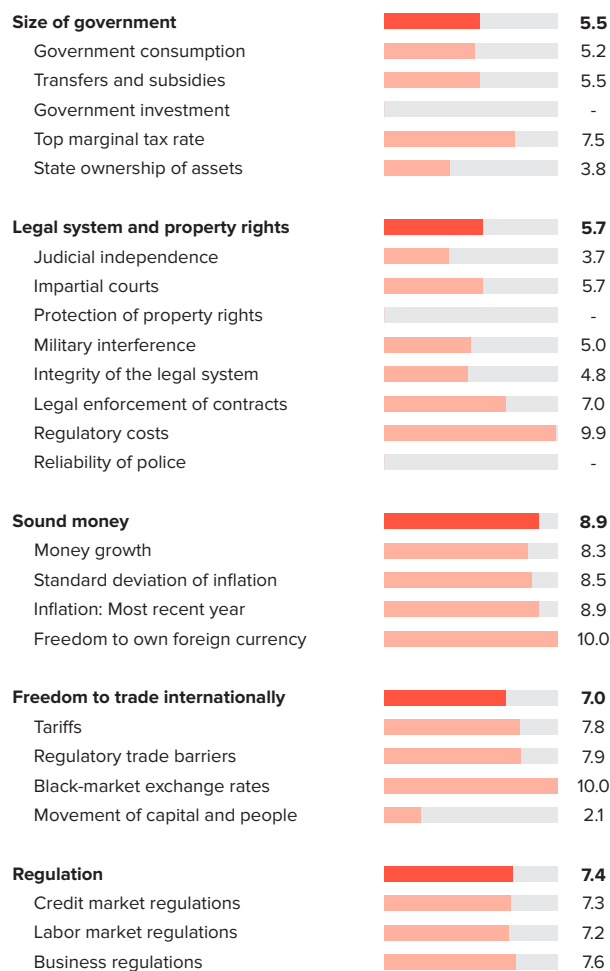
EASTERN EUROPE

Score
6.73

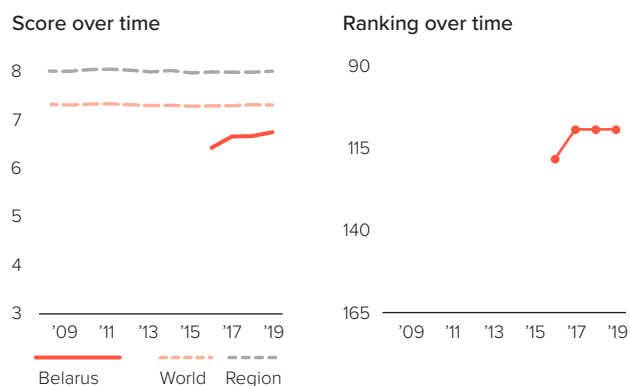
PERSONAL FREEDOM Ranking 108/165 Score 6.62



ECONOMIC FREEDOM Ranking 88/165 Score 6.88



HUMAN FREEDOM



BELARUS

EASTERN EUROPE

	2008	2009	2010	2011	2012	2013	2014	2015	2016	2017	2018	2019
Human freedom	-	-	-	-	-	-	-	-	6.41	6.64	6.65	6.73
Ranking	-	-	-	-	-	-	-	-	118	109	109	109
Economic freedom	-	-	-	-	-	-	-	-	6.15	6.68	6.76	6.88
Personal freedom	-	-	-	-	-	-	-	-	6.60	6.61	6.57	6.62
Rule of law	-	-	-	-	-	-	-	-	5.1	5.1	5.1	5.1
Procedural justice	-	-	-	-	-	-	-	-	4.5	4.6	4.6	4.6
Civil justice	-	-	-	-	-	-	-	-	5.9	6.0	6.0	6.0
Criminal justice	-	-	-	-	-	-	-	-	5.0	4.8	4.7	4.7
Security and safety	-	-	-	-	-	-	-	-	8.6	8.8	8.8	8.8
Homicide	-	-	-	-	-	-	-	-	9.0	9.3	9.3	9.3
Disappearances, conflicts, terrorism	-	-	-	-	-	-	-	-	8.2	8.3	8.4	8.4
Movement	-	-	-	-	-	-	-	-	7.2	7.2	7.2	7.2
Freedom of movement (V-Dem)	-	-	-	-	-	-	-	-	9.3	9.4	9.4	9.3
Freedom of movement (CLD)	-	-	-	-	-	-	-	-	5.0	5.0	5.0	5.0
Religion	-	-	-	-	-	-	-	-	6.1	6.1	6.1	6.1
Freedom of religion	-	-	-	-	-	-	-	-	6.0	6.0	6.0	6.0
Religious organization repression	-	-	-	-	-	-	-	-	6.2	6.2	6.2	6.2
Association, assembly, civil society	-	-	-	-	-	-	-	-	4.4	4.3	4.4	4.5
Civil society entry and exit	-	-	-	-	-	-	-	-	2.9	2.7	2.7	3.0
Freedom of assembly	-	-	-	-	-	-	-	-	2.7	2.7	2.7	2.7
Freedom to form/run political parties	-	-	-	-	-	-	-	-	6.9	6.9	6.7	7.0
Civil society repression	-	-	-	-	-	-	-	-	5.4	5.0	5.4	5.4
Expression and information	-	-	-	-	-	-	-	-	4.7	4.7	4.3	4.6
Press killed	-	-	-	-	-	-	-	-	10.0	10.0	10.0	10.0
Press jailed	-	-	-	-	-	-	-	-	7.4	7.4	7.4	10.0
Academic and cultural expression	-	-	-	-	-	-	-	-	2.5	2.5	0.0	0.0
Harassment of journalists	-	-	-	-	-	-	-	-	4.0	3.8	3.8	3.6
Government censorship effort	-	-	-	-	-	-	-	-	0.9	0.9	0.8	0.6
Internet censorship effort	-	-	-	-	-	-	-	-	7.5	7.1	7.1	7.1
Media self-censorship	-	-	-	-	-	-	-	-	3.6	4.1	3.4	3.6
Media freedom	-	-	-	-	-	-	-	-	3.9	3.9	3.9	3.9
Freedom of expression	-	-	-	-	-	-	-	-	2.8	2.8	2.8	2.8
Relationships	-	-	-	-	-	-	-	-	10.0	10.0	10.0	10.0
Same-sex relationships	-	-	-	-	-	-	-	-	10.0	10.0	10.0	10.0
Divorce	-	-	-	-	-	-	-	-	10.0	10.0	10.0	10.0
Inheritance rights	-	-	-	-	-	-	-	-	10.0	10.0	10.0	10.0
Female genital mutilation	-	-	-	-	-	-	-	-	10.0	10.0	10.0	10.0

Note: The data source V-Dem = Varieties of Democracy; the data source CLD = Civil Liberty Dataset.

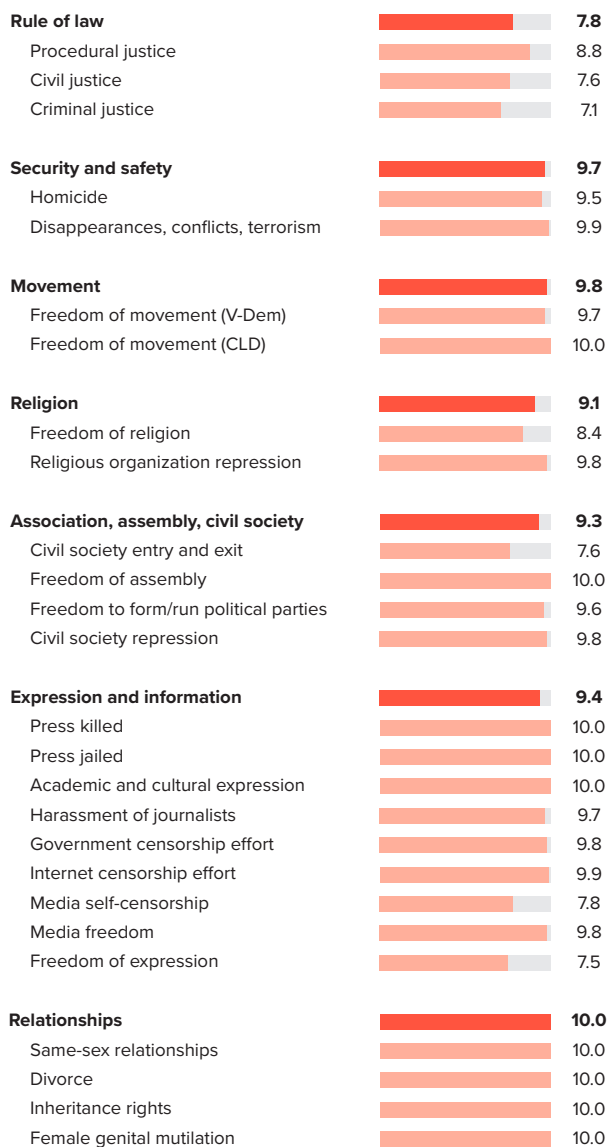
Ranking
23

BELGIUM

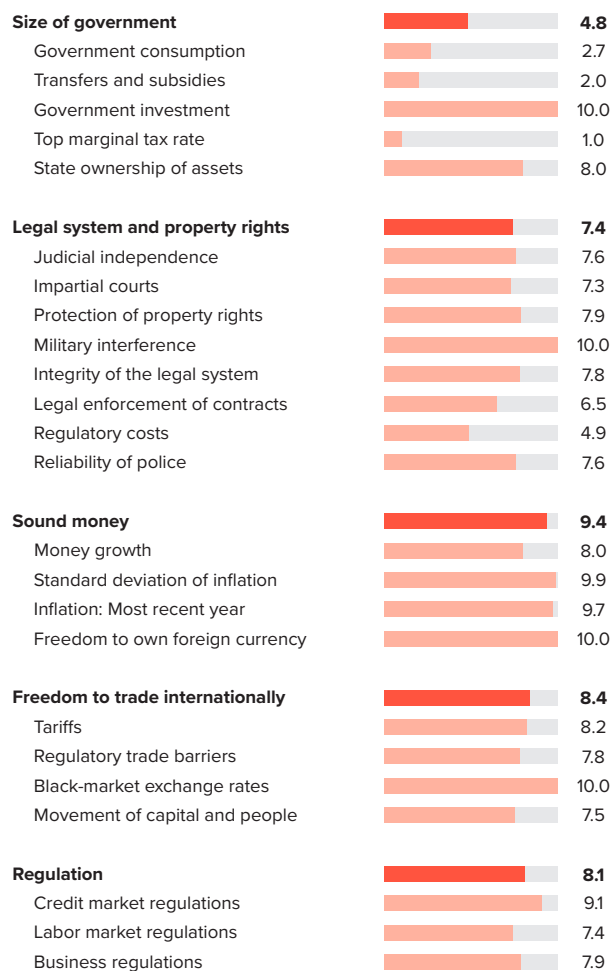
WESTERN EUROPE

Score
8.61

PERSONAL FREEDOM Ranking 15/165 Score 9.31

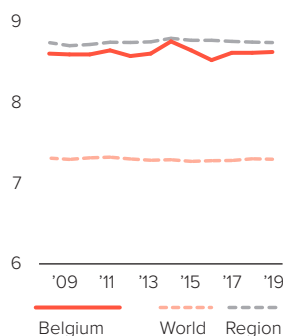


ECONOMIC FREEDOM Ranking 45/165 Score 7.62

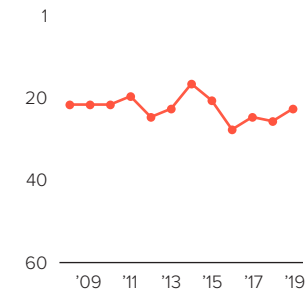


HUMAN FREEDOM

Score over time



Ranking over time



BELGIUM

WESTERN EUROPE

	2008	2009	2010	2011	2012	2013	2014	2015	2016	2017	2018	2019
Human freedom	8.59	8.58	8.58	8.63	8.56	8.59	8.74	8.63	8.51	8.60	8.60	8.61
Ranking	22	22	22	20	25	23	17	21	28	25	26	23
Economic freedom	7.53	7.51	7.62	7.62	7.60	7.60	7.85	7.68	7.59	7.61	7.62	7.62
Personal freedom	9.35	9.35	9.27	9.35	9.25	9.29	9.37	9.31	9.16	9.31	9.30	9.31
Rule of law	7.5	7.5	7.5	7.5	7.4	7.5	8.1	7.8	7.8	7.8	7.8	7.8
Procedural justice	8.4	8.4	8.4	8.4	8.5	8.5	9.1	8.7	8.7	8.8	8.8	8.8
Civil justice	6.8	6.8	6.8	6.8	6.9	7.2	7.6	7.3	7.3	7.6	7.6	7.6
Criminal justice	7.2	7.2	7.2	7.2	6.7	6.7	7.6	7.2	7.2	7.2	7.1	7.1
Security and safety	9.7	9.7	9.7	9.7	9.7	9.7	9.6	9.6	8.6	9.7	9.6	9.7
Homicide	9.4	9.5	9.5	9.4	9.5	9.5	9.5	9.4	9.6	9.5	9.5	9.5
Disappearances, conflicts, terrorism	9.9	9.9	9.9	9.9	9.8	9.9	9.8	9.9	7.7	9.8	9.7	9.9
Movement	9.9	9.9	9.9	9.9	9.9	9.9	9.9	9.8	9.8	9.8	9.8	9.8
Freedom of movement (V-Dem)	9.9	9.9	9.9	9.9	9.9	9.9	9.9	9.7	9.7	9.7	9.7	9.7
Freedom of movement (CLD)	10.0	10.0	10.0	10.0	10.0	10.0	10.0	10.0	10.0	10.0	10.0	10.0
Religion	9.8	9.8	9.2	9.8	9.2	9.2	9.2	9.1	9.1	9.1	9.1	9.1
Freedom of religion	9.8	9.8	8.6	9.8	8.6	8.6	8.6	8.4	8.4	8.4	8.4	8.4
Religious organization repression	9.8	9.8	9.8	9.8	9.8	9.8	9.8	9.8	9.8	9.8	9.8	9.8
Association, assembly, civil society	9.3	9.3	9.3	9.3	9.3	9.3	9.3	9.3	9.3	9.3	9.3	9.3
Civil society entry and exit	7.6	7.6	7.6	7.6	7.6	7.6	7.6	7.6	7.6	7.6	7.6	7.6
Freedom of assembly	10.0	10.0	10.0	10.0	10.0	10.0	10.0	10.0	10.0	10.0	10.0	10.0
Freedom to form/run political parties	9.6	9.6	9.6	9.6	9.6	9.6	9.6	9.6	9.6	9.6	9.6	9.6
Civil society repression	9.8	9.8	9.8	9.8	9.8	9.8	9.8	9.8	9.8	9.8	9.8	9.8
Expression and information	9.4	9.4	9.5	9.5	9.5	9.5	9.5	9.5	9.5	9.4	9.4	9.4
Press killed	10.0	10.0	10.0	10.0	10.0	10.0	10.0	10.0	10.0	10.0	10.0	10.0
Press jailed	10.0	10.0	10.0	10.0	10.0	10.0	10.0	10.0	10.0	10.0	10.0	10.0
Academic and cultural expression	10.0	10.0	10.0	10.0	10.0	10.0	10.0	10.0	10.0	10.0	10.0	10.0
Harassment of journalists	9.7	9.7	9.7	9.7	9.7	9.7	9.7	9.7	9.7	9.7	9.7	9.7
Government censorship effort	9.8	9.8	9.8	9.8	9.8	9.8	9.8	9.8	9.8	9.8	9.8	9.8
Internet censorship effort	9.3	9.3	9.9	9.9	9.9	9.9	9.9	9.9	9.9	9.9	9.9	9.9
Media self-censorship	8.7	8.7	8.7	8.7	8.7	8.7	8.7	8.7	8.7	7.9	7.9	7.8
Media freedom	9.8	9.8	9.8	9.8	9.8	9.8	9.8	9.8	9.8	9.8	9.8	9.8
Freedom of expression	7.5	7.5	7.5	7.5	7.5	7.5	7.5	7.5	7.5	7.5	7.5	7.5
Relationships	9.9	9.9	9.9	9.9	9.9	10.0	10.0	10.0	10.0	10.0	10.0	10.0
Same-sex relationships	10.0	10.0	10.0	10.0	10.0	10.0	10.0	10.0	10.0	10.0	10.0	10.0
Divorce	10.0	10.0	10.0	10.0	10.0	10.0	10.0	10.0	10.0	10.0	10.0	10.0
Inheritance rights	10.0	10.0	10.0	10.0	10.0	10.0	10.0	10.0	10.0	10.0	10.0	10.0
Female genital mutilation	9.5	9.5	9.5	9.5	9.5	10.0	10.0	10.0	10.0	10.0	10.0	10.0

Note: The data source V-Dem = Varieties of Democracy; the data source CLD = Civil Liberty Dataset.

Ranking
63

BELIZE

LATIN AMERICA & THE CARIBBEAN

Score
7.64

PERSONAL FREEDOM

Ranking
49/165

Score
8.31



ECONOMIC FREEDOM

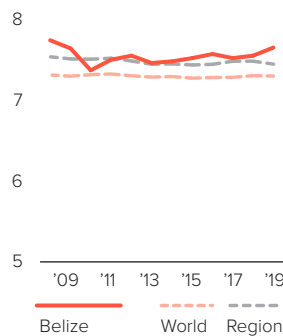
Ranking
100/165

Score
6.70

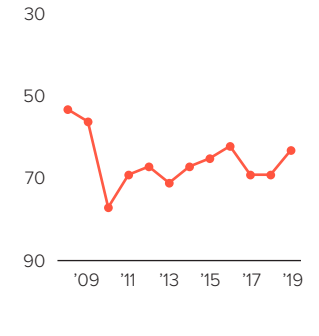


HUMAN FREEDOM

Score over time



Ranking over time



BELIZE

LATIN AMERICA & THE CARIBBEAN

	2008	2009	2010	2011	2012	2013	2014	2015	2016	2017	2018	2019
Human freedom	7.73	7.63	7.36	7.49	7.54	7.45	7.47	7.51	7.56	7.51	7.54	7.64
Ranking	53	56	77	69	67	71	67	65	62	69	69	63
Economic freedom	7.31	7.05	6.48	6.84	6.83	6.84	6.75	6.76	6.80	6.67	6.72	6.70
Personal freedom	8.03	8.05	7.99	7.95	8.05	7.89	7.99	8.05	8.11	8.11	8.13	8.31
Rule of law	4.9	4.6	4.6	4.4	4.5	3.8	4.0	4.3	4.3	4.3	4.4	4.4
Procedural justice	-	-	-	-	-	3.6	4.2	4.8	4.8	4.5	4.4	4.4
Civil justice	-	-	-	-	-	4.9	4.7	4.7	4.7	5.0	5.1	5.1
Criminal justice	-	-	-	-	-	2.9	3.2	3.3	3.3	3.4	3.6	3.6
Security and safety	5.1	5.5	5.0	5.0	5.0	4.6	5.0	5.2	5.0	5.0	5.0	5.0
Homicide	0.2	1.0	0.0	0.0	0.0	1.6	0.0	0.4	0.0	0.0	0.0	0.0
Disappearances, conflicts, terrorism	10.0	10.0	10.0	10.0	10.0	7.5	10.0	10.0	10.0	10.0	10.0	10.0
Movement	10.0	10.0	10.0	10.0	10.0	10.0	10.0	10.0	10.0	10.0	10.0	10.0
Freedom of movement (V-Dem)	-	-	-	-	-	-	-	-	-	-	-	-
Freedom of movement (CLD)	10.0	10.0	10.0	10.0	10.0	10.0	10.0	10.0	10.0	10.0	10.0	10.0
Religion	10.0	10.0	10.0	10.0	10.0	10.0	10.0	10.0	10.0	10.0	10.0	10.0
Freedom of religion	10.0	10.0	10.0	10.0	10.0	10.0	10.0	10.0	10.0	10.0	10.0	10.0
Religious organization repression	-	-	-	-	-	-	-	-	-	-	-	-
Association, assembly, civil society	8.8	8.8	8.8	8.8	8.8	8.8	8.8	8.8	8.8	8.8	8.8	10.0
Civil society entry and exit	-	-	-	-	-	-	-	-	-	-	-	-
Freedom of assembly	8.8	8.8	8.8	8.8	8.8	8.8	8.8	8.8	8.8	8.8	8.8	10.0
Freedom to form/run political parties	-	-	-	-	-	-	-	-	-	-	-	-
Civil society repression	-	-	-	-	-	-	-	-	-	-	-	-
Expression and information	8.8	8.8	8.8	8.8	9.4	9.4	9.4	9.4	8.8	8.8	8.8	8.8
Press killed	10.0	10.0	10.0	10.0	10.0	10.0	10.0	10.0	10.0	10.0	10.0	10.0
Press jailed	10.0	10.0	10.0	10.0	10.0	10.0	10.0	10.0	10.0	10.0	10.0	10.0
Academic and cultural expression	7.5	7.5	7.5	7.5	7.5	7.5	7.5	7.5	7.5	7.5	7.5	7.5
Harassment of journalists	-	-	-	-	-	-	-	-	-	-	-	-
Government censorship effort	-	-	-	-	-	-	-	-	-	-	-	-
Internet censorship effort	-	-	-	-	-	-	-	-	-	-	-	-
Media self-censorship	-	-	-	-	-	-	-	-	-	-	-	-
Media freedom	-	-	-	-	-	-	-	-	-	-	-	-
Freedom of expression	7.5	7.5	7.5	7.5	10.0	10.0	10.0	10.0	7.5	7.5	7.5	7.5
Relationships	8.8	8.8	8.8	8.8	8.8	8.8	8.8	8.8	10.0	10.0	10.0	10.0
Same-sex relationships	5.0	5.0	5.0	5.0	5.0	5.0	5.0	5.0	10.0	10.0	10.0	10.0
Divorce	10.0	10.0	10.0	10.0	10.0	10.0	10.0	10.0	10.0	10.0	10.0	10.0
Inheritance rights	10.0	10.0	10.0	10.0	10.0	10.0	10.0	10.0	10.0	10.0	10.0	10.0
Female genital mutilation	10.0	10.0	10.0	10.0	10.0	10.0	10.0	10.0	10.0	10.0	10.0	10.0

Note: The data source V-Dem = Varieties of Democracy; the data source CLD = Civil Liberty Dataset.

Ranking
76

BENIN

SUB-SAHARAN AFRICA

Score
7.32

PERSONAL FREEDOM Ranking 71/165 Score 7.83

Rule of law **4.2**

- Procedural justice 4.0
- Civil justice 4.1
- Criminal justice 4.3

Security and safety **9.1**

- Homicide 9.7
- Disappearances, conflicts, terrorism 8.4

Movement **8.6**

- Freedom of movement (V-Dem) 9.7
- Freedom of movement (CLD) 7.5

Religion **9.6**

- Freedom of religion 9.9
- Religious organization repression 9.3

Association, assembly, civil society **8.2**

- Civil society entry and exit 8.3
- Freedom of assembly 7.7
- Freedom to form/run political parties 8.1
- Civil society repression 8.7

Expression and information **7.3**

- Press killed 10.0
- Press jailed 10.0
- Academic and cultural expression 7.5
- Harassment of journalists 7.7
- Government censorship effort 6.0
- Internet censorship effort 9.2
- Media self-censorship 4.8
- Media freedom 4.7
- Freedom of expression 6.0

Relationships **7.9**

- Same-sex relationships 10.0
- Divorce 7.5
- Inheritance rights 5.0
- Female genital mutilation 9.1

ECONOMIC FREEDOM Ranking 110/165 Score 6.62

Size of government **8.0**

- Government consumption 7.9
- Transfers and subsidies 9.8
- Government investment 9.8
- Top marginal tax rate 3.5
- State ownership of assets 8.8

Legal system and property rights **4.6**

- Judicial independence 5.6
- Impartial courts 5.2
- Protection of property rights 4.9
- Military interference -
- Integrity of the legal system 5.3
- Legal enforcement of contracts 2.0
- Regulatory costs 6.6
- Reliability of police 6.7

Sound money **7.1**

- Money growth 8.7
- Standard deviation of inflation 9.9
- Inflation: Most recent year 9.8
- Freedom to own foreign currency 0.0

Freedom to trade internationally **6.2**

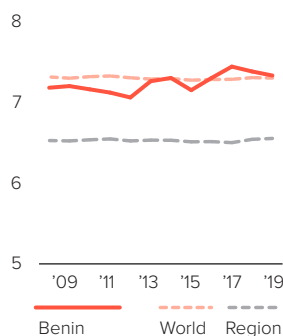
- Tariffs 6.8
- Regulatory trade barriers 5.2
- Black-market exchange rates 10.0
- Movement of capital and people 2.8

Regulation **7.2**

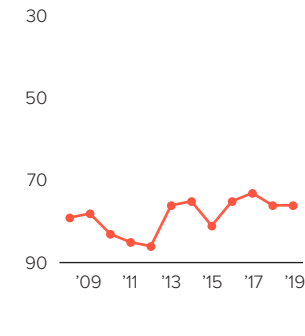
- Credit market regulations 8.2
- Labor market regulations 6.3
- Business regulations 7.1

HUMAN FREEDOM

Score over time



Ranking over time



BENIN

SUB-SAHARAN AFRICA

	2008	2009	2010	2011	2012	2013	2014	2015	2016	2017	2018	2019
Human freedom	7.17	7.19	7.15	7.11	7.05	7.25	7.29	7.14	7.29	7.43	7.37	7.32
Ranking	79	78	83	85	86	76	75	81	75	73	76	76
Economic freedom	6.03	6.23	6.14	6.09	5.92	6.29	6.24	5.89	6.18	6.31	6.43	6.62
Personal freedom	7.99	7.87	7.87	7.83	7.86	7.93	8.03	8.03	8.08	8.22	8.05	7.83
Rule of law	4.4	4.2	4.1	4.2	4.3	4.3	4.4	4.4	4.2	4.2	4.2	4.2
Procedural justice	-	-	-	-	-	-	-	-	-	4.2	4.0	4.0
Civil justice	-	-	-	-	-	-	-	-	-	3.8	4.1	4.1
Criminal justice	-	-	-	-	-	-	-	-	-	4.4	4.3	4.3
Security and safety	8.7	8.2	7.8	8.2	8.2	8.2	8.6	8.6	8.7	9.5	9.5	9.1
Homicide	8.1	8.1	8.1	8.1	8.1	8.2	8.2	8.2	8.2	9.7	9.7	9.7
Disappearances, conflicts, terrorism	9.3	8.3	7.6	8.3	8.3	8.3	9.0	9.0	9.2	9.3	9.3	8.4
Movement	8.7	8.7	8.7	8.7	8.7	8.5	8.5	8.5	8.7	8.7	8.6	8.6
Freedom of movement (V-Dem)	9.8	9.8	9.8	9.8	9.8	9.6	9.6	9.6	9.8	9.9	9.7	9.7
Freedom of movement (CLD)	7.5	7.5	7.5	7.5	7.5	7.5	7.5	7.5	7.5	7.5	7.5	7.5
Religion	9.6	9.6	9.6	9.6	9.6	9.8	9.8	9.9	9.9	9.9	9.6	9.6
Freedom of religion	9.4	9.4	9.4	9.4	9.4	9.8	9.8	9.9	9.9	9.9	9.9	9.9
Religious organization repression	9.9	9.9	9.9	9.9	9.9	9.9	9.9	9.9	9.9	9.9	9.3	9.3
Association, assembly, civil society	8.8	8.8	8.8	8.8	8.8	8.5	8.8	8.8	8.9	9.2	8.8	8.2
Civil society entry and exit	8.4	8.4	8.4	8.4	8.4	8.4	8.4	8.4	8.4	8.4	8.7	8.3
Freedom of assembly	8.3	8.3	8.3	8.3	8.3	8.0	8.8	8.8	8.8	9.7	9.7	7.7
Freedom to form/run political parties	9.3	9.3	9.3	9.3	9.3	9.3	9.3	9.3	9.5	9.5	8.2	8.1
Civil society repression	9.2	9.2	9.2	9.2	9.2	8.5	8.5	8.5	9.0	9.3	8.7	8.7
Expression and information	8.1	7.9	8.4	8.2	8.3	8.3	8.3	8.3	8.4	8.3	7.8	7.3
Press killed	10.0	10.0	10.0	10.0	10.0	10.0	10.0	10.0	10.0	10.0	10.0	10.0
Press jailed	10.0	10.0	10.0	10.0	10.0	10.0	10.0	10.0	10.0	10.0	10.0	10.0
Academic and cultural expression	7.5	7.5	7.5	7.5	7.5	7.5	7.5	7.5	7.5	7.5	7.5	7.5
Harassment of journalists	8.4	8.4	8.6	8.2	8.2	9.2	9.2	9.2	9.2	9.2	8.5	7.7
Government censorship effort	6.4	6.4	7.5	7.5	7.5	7.2	7.2	7.8	7.9	7.3	6.0	6.0
Internet censorship effort	9.8	9.8	9.8	9.8	9.8	9.8	9.8	9.8	9.8	9.9	9.9	9.2
Media self-censorship	4.9	4.9	5.1	5.1	5.1	5.7	5.1	5.4	5.4	6.5	5.0	4.8
Media freedom	8.4	8.4	7.9	7.9	7.9	7.9	7.9	7.8	7.8	6.2	5.0	4.7
Freedom of expression	7.5	6.0	8.8	7.8	8.8	7.2	8.2	7.2	8.2	7.8	8.2	6.0
Relationships	7.7	7.7	7.7	7.2	7.2	7.8	7.8	7.8	7.8	7.9	7.9	7.9
Same-sex relationships	10.0	10.0	10.0	10.0	10.0	10.0	10.0	10.0	10.0	10.0	10.0	10.0
Divorce	7.5	7.5	7.5	7.5	7.5	7.5	7.5	7.5	7.5	7.5	7.5	7.5
Inheritance rights	5.0	5.0	5.0	2.5	2.5	5.0	5.0	5.0	5.0	5.0	5.0	5.0
Female genital mutilation	8.3	8.3	8.3	8.7	8.7	8.7	8.7	8.7	8.7	9.1	9.1	9.1

Note: The data source V-Dem = Varieties of Democracy; the data source CLD = Civil Liberty Dataset.

Ranking
98

BHUTAN

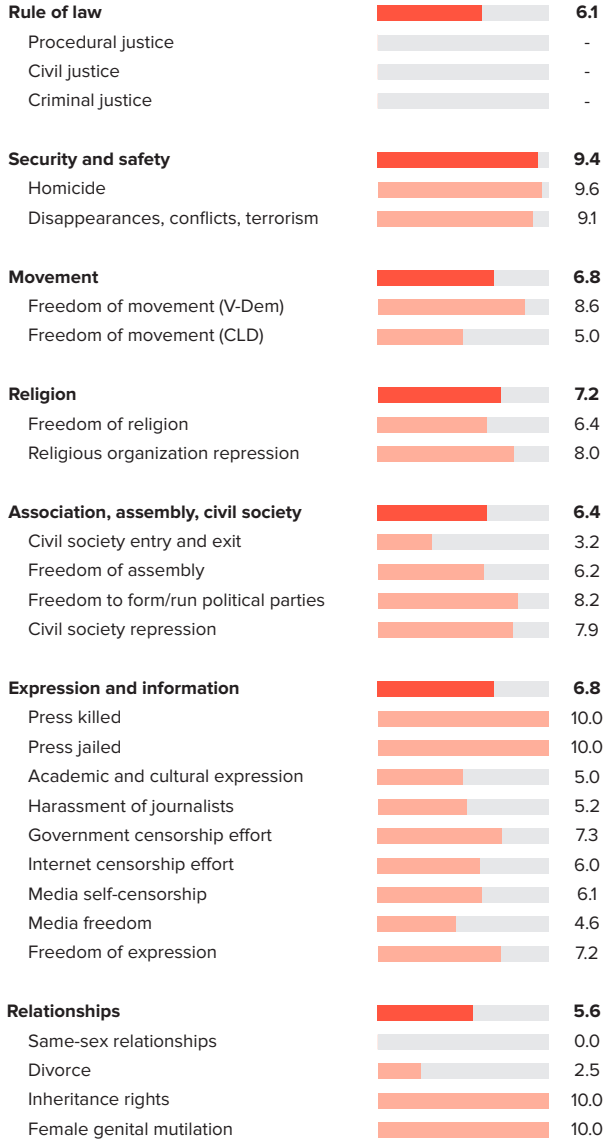
SOUTH ASIA

Score
6.86

PERSONAL FREEDOM

Ranking
101/165

Score
6.90



ECONOMIC FREEDOM

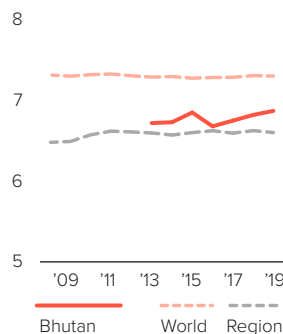
Ranking
92/165

Score
6.82

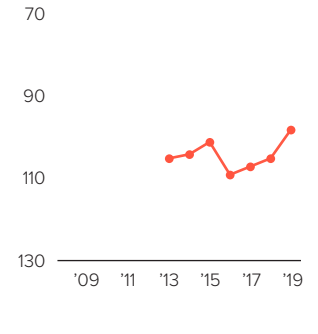


HUMAN FREEDOM

Score over time



Ranking over time



BHUTAN

SOUTH ASIA

	2008	2009	2010	2011	2012	2013	2014	2015	2016	2017	2018	2019
Human freedom	-	-	-	-	-	6.71	6.72	6.84	6.67	6.74	6.81	6.86
Ranking	-	-	-	-	-	105	104	101	109	107	105	98
Economic freedom	-	-	-	-	-	6.75	6.75	6.98	6.88	6.72	6.77	6.82
Personal freedom	-	-	-	-	-	6.67	6.70	6.74	6.52	6.75	6.84	6.90
Rule of law	-	-	-	-	-	5.6	5.8	6.0	6.0	6.2	6.0	6.1
Procedural justice	-	-	-	-	-	-	-	-	-	-	-	-
Civil justice	-	-	-	-	-	-	-	-	-	-	-	-
Criminal justice	-	-	-	-	-	-	-	-	-	-	-	-
Security and safety	-	-	-	-	-	9.0	9.2	9.2	9.3	9.2	9.3	9.4
Homicide	-	-	-	-	-	9.1	9.6	9.6	9.7	9.5	9.6	9.6
Disappearances, conflicts, terrorism	-	-	-	-	-	8.9	8.9	8.9	8.9	8.9	9.0	9.1
Movement	-	-	-	-	-	8.0	8.0	8.0	6.8	6.8	6.8	6.8
Freedom of movement (V-Dem)	-	-	-	-	-	8.5	8.5	8.5	8.5	8.6	8.6	8.6
Freedom of movement (CLD)	-	-	-	-	-	7.5	7.5	7.5	5.0	5.0	5.0	5.0
Religion	-	-	-	-	-	6.7	6.7	6.7	6.6	6.4	7.1	7.2
Freedom of religion	-	-	-	-	-	5.2	5.2	5.2	5.1	5.1	6.4	6.4
Religious organization repression	-	-	-	-	-	8.2	8.2	8.2	8.2	7.7	7.9	8.0
Association, assembly, civil society	-	-	-	-	-	6.1	6.1	6.1	6.0	6.2	6.2	6.4
Civil society entry and exit	-	-	-	-	-	3.3	3.3	3.3	3.2	3.2	3.3	3.2
Freedom of assembly	-	-	-	-	-	6.2	6.2	6.2	6.2	6.2	6.2	6.2
Freedom to form/run political parties	-	-	-	-	-	8.2	8.2	8.2	8.2	8.2	8.2	8.2
Civil society repression	-	-	-	-	-	6.6	6.6	6.6	6.6	7.3	7.3	7.9
Expression and information	-	-	-	-	-	7.0	6.7	6.8	6.6	6.8	6.7	6.8
Press killed	-	-	-	-	-	10.0	10.0	10.0	10.0	10.0	10.0	10.0
Press jailed	-	-	-	-	-	10.0	10.0	10.0	10.0	10.0	10.0	10.0
Academic and cultural expression	-	-	-	-	-	5.0	5.0	5.0	5.0	5.0	5.0	5.0
Harassment of journalists	-	-	-	-	-	5.1	5.0	5.0	5.0	5.0	5.0	5.2
Government censorship effort	-	-	-	-	-	8.0	8.0	8.0	7.3	7.3	7.3	7.3
Internet censorship effort	-	-	-	-	-	4.5	4.5	4.5	4.5	6.0	6.0	6.0
Media self-censorship	-	-	-	-	-	6.6	6.6	6.6	5.8	5.8	6.0	6.1
Media freedom	-	-	-	-	-	4.9	4.9	4.9	5.2	5.2	4.6	4.6
Freedom of expression	-	-	-	-	-	8.5	6.8	7.2	6.8	7.2	6.8	7.2
Relationships	-	-	-	-	-	4.4	4.4	4.4	4.4	5.6	5.6	5.6
Same-sex relationships	-	-	-	-	-	0.0	0.0	0.0	0.0	0.0	0.0	0.0
Divorce	-	-	-	-	-	2.5	2.5	2.5	2.5	2.5	2.5	2.5
Inheritance rights	-	-	-	-	-	5.0	5.0	5.0	5.0	10.0	10.0	10.0
Female genital mutilation	-	-	-	-	-	10.0	10.0	10.0	10.0	10.0	10.0	10.0

Note: The data source V-Dem = Varieties of Democracy; the data source CLD = Civil Liberty Dataset.

Ranking
92

BOLIVIA

LATIN AMERICA & THE CARIBBEAN

Score
6.94

PERSONAL FREEDOM

Ranking
86/165

Score
7.41



ECONOMIC FREEDOM

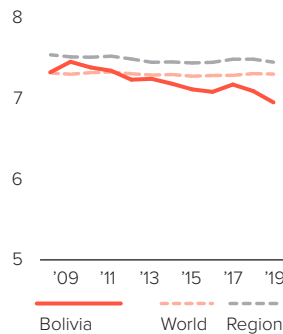
Ranking
125/165

Score
6.28

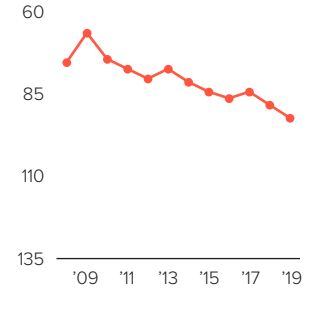


HUMAN FREEDOM

Score over time



Ranking over time



BOLIVIA

LATIN AMERICA & THE CARIBBEAN

	2008	2009	2010	2011	2012	2013	2014	2015	2016	2017	2018	2019
Human freedom	7.31	7.44	7.37	7.33	7.22	7.23	7.17	7.10	7.07	7.16	7.08	6.94
Ranking	75	66	74	77	80	77	81	84	86	84	88	92
Economic freedom	6.17	6.37	6.36	6.30	6.36	6.30	6.25	6.17	6.35	6.39	6.33	6.28
Personal freedom	8.13	8.20	8.10	8.06	7.83	7.90	7.82	7.76	7.59	7.70	7.61	7.41
Rule of law	3.7	3.7	3.7	3.7	3.3	3.8	3.5	3.0	3.0	3.2	3.1	3.1
Procedural justice	4.4	4.4	4.4	4.4	4.2	5.1	4.6	3.7	3.7	3.9	3.8	3.8
Civil justice	3.8	3.8	3.8	3.8	3.4	3.7	3.5	3.4	3.4	3.5	3.3	3.3
Criminal justice	2.8	2.8	2.8	2.8	2.3	2.5	2.4	2.1	2.1	2.1	2.2	2.2
Security and safety	8.2	8.2	7.6	7.6	7.7	8.3	8.3	8.7	8.7	8.7	8.2	8.7
Homicide	7.5	7.6	6.3	6.4	6.5	7.4	7.4	8.2	8.2	8.2	8.2	8.2
Disappearances, conflicts, terrorism	8.9	8.8	8.9	8.9	8.8	9.2	9.2	9.3	9.2	9.3	8.3	9.2
Movement	9.6	9.6	9.6	9.6	8.3	9.6	9.6	9.6	8.3	8.3	8.3	8.1
Freedom of movement (V-Dem)	9.1	9.1	9.1	9.1	9.1	9.1	9.1	9.1	9.1	9.1	9.1	8.8
Freedom of movement (CLD)	10.0	10.0	10.0	10.0	7.5	10.0	10.0	10.0	7.5	7.5	7.5	7.5
Religion	9.4	9.8	9.8	9.8	9.8	9.2	9.2	9.2	9.2	9.0	9.0	8.3
Freedom of religion	9.5	9.7	9.8	9.8	9.8	8.6	8.6	8.6	8.6	8.6	8.6	8.3
Religious organization repression	9.3	9.8	9.7	9.7	9.7	9.7	9.7	9.7	9.7	9.5	9.5	8.3
Association, assembly, civil society	8.5	8.7	8.6	8.6	8.5	8.2	8.0	7.8	7.5	7.7	7.7	7.2
Civil society entry and exit	8.2	8.2	8.1	8.0	7.8	7.4	7.3	7.1	6.8	6.8	6.8	6.6
Freedom of assembly	7.7	8.5	8.5	8.8	8.8	8.8	8.0	7.7	6.8	7.3	7.3	6.5
Freedom to form/run political parties	9.5	9.5	9.6	9.6	9.6	9.7	9.7	9.7	9.6	9.5	9.4	9.2
Civil society repression	8.7	8.7	8.2	8.2	7.9	7.0	7.0	6.6	6.7	7.1	7.1	6.5
Expression and information	7.6	7.5	7.5	7.1	7.2	7.5	7.5	7.3	7.6	7.6	7.5	7.0
Press killed	6.9	6.9	6.9	4.0	4.0	7.1	7.1	7.1	10.0	10.0	10.0	10.0
Press jailed	10.0	10.0	10.0	10.0	10.0	10.0	10.0	10.0	10.0	10.0	10.0	10.0
Academic and cultural expression	5.0	5.0	5.0	5.0	5.0	5.0	5.0	5.0	5.0	5.0	5.0	5.0
Harassment of journalists	8.5	8.5	8.5	8.5	8.5	8.5	8.5	8.5	8.4	8.4	8.4	8.2
Government censorship effort	6.7	6.7	5.8	5.8	5.8	5.8	5.5	5.5	5.4	5.4	5.0	4.7
Internet censorship effort	9.8	9.8	9.8	9.8	9.8	9.8	9.8	9.3	9.3	9.3	9.3	9.0
Media self-censorship	6.5	6.5	6.6	6.6	6.6	6.6	6.2	5.8	5.8	5.5	5.5	4.4
Media freedom	7.0	7.0	7.1	7.1	7.0	7.0	7.0	7.0	7.0	7.0	7.0	5.0
Freedom of expression	7.8	7.2	7.8	7.2	8.2	7.8	8.2	7.8	7.8	7.8	7.2	7.2
Relationships	10.0	10.0	10.0	10.0	10.0	8.8	8.8	8.8	8.8	9.4	9.4	9.4
Same-sex relationships	10.0	10.0	10.0	10.0	10.0	10.0	10.0	10.0	10.0	10.0	10.0	10.0
Divorce	10.0	10.0	10.0	10.0	10.0	10.0	10.0	10.0	10.0	10.0	10.0	10.0
Inheritance rights	10.0	10.0	10.0	10.0	10.0	5.0	5.0	5.0	5.0	7.5	7.5	7.5
Female genital mutilation	10.0	10.0	10.0	10.0	10.0	10.0	10.0	10.0	10.0	10.0	10.0	10.0

Note: The data source V-Dem = Varieties of Democracy; the data source CLD = Civil Liberty Dataset.

Ranking
67

BOSNIA AND HERZEGOVINA

EASTERN EUROPE

Score
7.54

PERSONAL FREEDOM Ranking 61/165 Score 8.03

Rule of law **5.2**

- Procedural justice 6.2
- Civil justice 4.8
- Criminal justice 4.8

Security and safety **9.2**

- Homicide 9.6
- Disappearances, conflicts, terrorism 8.7

Movement **8.3**

- Freedom of movement (V-Dem) 9.1
- Freedom of movement (CLD) 7.5

Religion **8.7**

- Freedom of religion 8.0
- Religious organization repression 9.5

Association, assembly, civil society **8.4**

- Civil society entry and exit 9.2
- Freedom of assembly 7.3
- Freedom to form/run political parties 8.9
- Civil society repression 8.1

Expression and information **7.0**

- Press killed 10.0
- Press jailed 10.0
- Academic and cultural expression 5.0
- Harassment of journalists 6.3
- Government censorship effort 6.1
- Internet censorship effort 9.9
- Media self-censorship 5.5
- Media freedom 4.4
- Freedom of expression 5.5

Relationships **9.4**

- Same-sex relationships 10.0
- Divorce 10.0
- Inheritance rights 7.5
- Female genital mutilation 10.0

ECONOMIC FREEDOM Ranking 90/165 Score 6.86

Size of government **6.5**

- Government consumption 5.7
- Transfers and subsidies 5.6
- Government investment 7.7
- Top marginal tax rate 6.5
- State ownership of assets 6.8

Legal system and property rights **4.3**

- Judicial independence 4.2
- Impartial courts 3.4
- Protection of property rights 3.8
- Military interference -
- Integrity of the legal system 4.4
- Legal enforcement of contracts 3.8
- Regulatory costs 7.7
- Reliability of police 4.5

Sound money **8.4**

- Money growth 8.8
- Standard deviation of inflation 9.7
- Inflation: Most recent year 9.9
- Freedom to own foreign currency 5.0

Freedom to trade internationally **7.8**

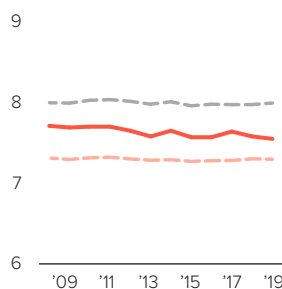
- Tariffs 8.4
- Regulatory trade barriers 7.9
- Black-market exchange rates 10.0
- Movement of capital and people 4.9

Regulation **7.4**

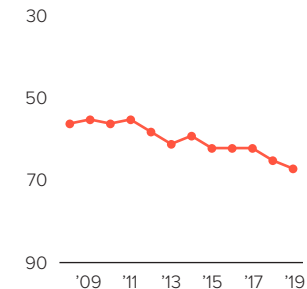
- Credit market regulations 10.0
- Labor market regulations 7.2
- Business regulations 5.0

HUMAN FREEDOM

Score over time



Ranking over time



BOSNIA AND HERZEGOVINA

EASTERN EUROPE

	2008	2009	2010	2011	2012	2013	2014	2015	2016	2017	2018	2019
Human freedom	7.70	7.68	7.69	7.69	7.64	7.57	7.64	7.56	7.56	7.63	7.57	7.54
Ranking	56	55	56	55	58	61	59	62	62	62	65	67
Economic freedom	6.71	6.67	6.67	6.93	6.87	6.81	6.93	6.89	6.84	6.89	6.91	6.86
Personal freedom	8.40	8.40	8.42	8.22	8.19	8.12	8.15	8.04	8.08	8.15	8.03	8.03
Rule of law	6.1	6.1	6.1	6.1	5.7	5.6	5.8	5.5	5.5	5.6	5.2	5.2
Procedural justice	7.0	7.0	7.0	7.0	6.9	6.7	6.9	6.3	6.3	6.6	6.2	6.2
Civil justice	5.0	5.0	5.0	5.0	4.8	5.2	5.0	5.0	5.0	5.1	4.8	4.8
Criminal justice	6.2	6.2	6.2	6.2	5.4	5.1	5.6	5.1	5.1	5.0	4.8	4.8
Security and safety	9.1	9.3	9.3	9.4	9.4	9.4	9.3	9.2	9.3	9.3	9.1	9.2
Homicide	9.5	9.4	9.6	9.6	9.5	9.6	9.6	9.5	9.6	9.6	9.6	9.6
Disappearances, conflicts, terrorism	8.8	9.2	9.0	9.2	9.2	9.2	9.1	8.8	9.0	9.0	8.6	8.7
Movement	8.4	8.4	8.4	8.4	8.4	8.4	8.5	8.4	8.4	8.4	8.4	8.3
Freedom of movement (V-Dem)	9.2	9.2	9.2	9.2	9.2	9.2	9.4	9.4	9.3	9.3	9.3	9.1
Freedom of movement (CLD)	7.5	7.5	7.5	7.5	7.5	7.5	7.5	7.5	7.5	7.5	7.5	7.5
Religion	9.0	9.0	9.0	9.0	9.0	8.7	8.7	8.7	8.7	8.7	8.7	8.7
Freedom of religion	8.4	8.4	8.4	8.4	8.4	8.0	8.0	8.0	8.0	8.0	8.0	8.0
Religious organization repression	9.5	9.5	9.5	9.5	9.5	9.5	9.5	9.5	9.5	9.5	9.5	9.5
Association, assembly, civil society	8.9	8.9	9.0	8.9	8.9	8.8	8.9	8.8	8.7	8.7	8.4	8.4
Civil society entry and exit	9.4	9.4	9.4	9.4	9.4	9.4	9.5	9.3	9.4	9.4	9.2	9.2
Freedom of assembly	8.0	8.0	8.0	7.7	7.7	7.7	7.7	7.7	7.7	7.7	7.7	7.3
Freedom to form/run political parties	9.1	9.1	9.4	9.5	9.5	9.3	9.3	9.3	8.9	8.8	8.6	8.9
Civil society repression	9.2	9.0	9.0	9.0	9.0	9.0	9.0	8.8	8.9	8.9	8.1	8.1
Expression and information	7.4	7.2	7.3	7.2	7.3	7.1	7.1	7.0	7.2	7.0	7.0	7.0
Press killed	10.0	10.0	10.0	10.0	10.0	10.0	10.0	10.0	10.0	10.0	10.0	10.0
Press jailed	10.0	10.0	10.0	10.0	10.0	10.0	10.0	10.0	10.0	10.0	10.0	10.0
Academic and cultural expression	5.0	5.0	5.0	5.0	5.0	5.0	5.0	5.0	5.0	5.0	5.0	5.0
Harassment of journalists	7.4	7.4	7.4	7.4	7.4	6.7	6.3	6.3	6.3	6.3	6.3	6.3
Government censorship effort	6.2	6.2	6.0	6.0	6.0	6.0	6.0	6.0	6.2	6.2	6.2	6.1
Internet censorship effort	9.9	9.9	9.9	9.9	9.9	9.9	9.9	9.9	9.9	9.9	9.9	9.9
Media self-censorship	5.8	5.8	5.8	5.8	5.8	5.5	5.5	5.5	5.6	5.7	5.5	5.5
Media freedom	5.1	5.1	5.1	5.1	5.1	5.1	4.8	4.8	5.1	4.7	3.7	4.4
Freedom of expression	7.0	5.5	7.0	5.5	6.5	5.5	6.5	5.5	6.5	5.5	6.5	5.5
Relationships	10.0	10.0	10.0	8.8	8.8	8.8	8.8	8.8	8.8	9.4	9.4	9.4
Same-sex relationships	10.0	10.0	10.0	10.0	10.0	10.0	10.0	10.0	10.0	10.0	10.0	10.0
Divorce	10.0	10.0	10.0	10.0	10.0	10.0	10.0	10.0	10.0	10.0	10.0	10.0
Inheritance rights	10.0	10.0	10.0	5.0	5.0	5.0	5.0	5.0	5.0	7.5	7.5	7.5
Female genital mutilation	10.0	10.0	10.0	10.0	10.0	10.0	10.0	10.0	10.0	10.0	10.0	10.0

Note: The data source V-Dem = Varieties of Democracy; the data source CLD = Civil Liberty Dataset.

Ranking
53

BOTSWANA

SUB-SAHARAN AFRICA

Score
7.90

PERSONAL FREEDOM Ranking 54/165 Score 8.10

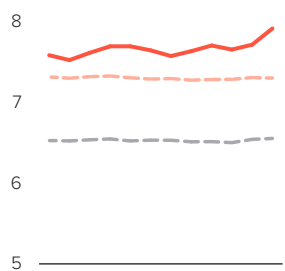


ECONOMIC FREEDOM Ranking 45/165 Score 7.62

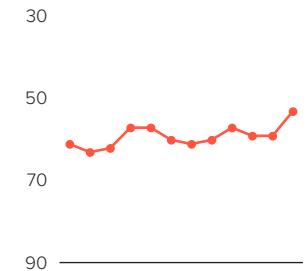


HUMAN FREEDOM

Score over time



Ranking over time



BOTSWANA

SUB-SAHARAN AFRICA

	2008	2009	2010	2011	2012	2013	2014	2015	2016	2017	2018	2019
Human freedom	7.57	7.51	7.60	7.68	7.68	7.63	7.56	7.62	7.69	7.64	7.70	7.90
Ranking	61	63	62	57	57	60	61	60	57	59	59	53
Economic freedom	6.95	6.82	7.05	7.26	7.35	7.34	7.44	7.51	7.54	7.63	7.64	7.62
Personal freedom	8.01	8.00	7.99	7.97	7.92	7.83	7.65	7.69	7.79	7.66	7.74	8.10
Rule of law	6.2	6.2	6.2	6.2	5.7	5.6	5.2	5.6	5.6	5.7	5.7	5.7
Procedural justice	4.8	4.8	4.8	4.8	4.7	4.5	4.1	5.3	5.3	5.3	5.2	5.2
Civil justice	6.5	6.5	6.5	6.5	6.1	6.1	6.2	6.1	6.1	6.0	6.1	6.1
Criminal justice	7.2	7.2	7.2	7.2	6.4	6.1	5.2	5.5	5.5	5.7	5.9	5.9
Security and safety	7.7	7.7	7.6	7.6	7.5	7.5	7.6	7.6	7.6	7.6	7.6	7.7
Homicide	5.8	5.8	5.6	5.6	5.6	5.6	5.6	5.6	5.6	5.6	5.6	5.6
Disappearances, conflicts, terrorism	9.6	9.6	9.5	9.5	9.4	9.4	9.5	9.6	9.5	9.5	9.5	9.7
Movement	9.8	9.8	9.8	9.8	9.8	9.8	9.8	9.7	9.7	9.8	9.8	9.8
Freedom of movement (V-Dem)	9.5	9.5	9.6	9.6	9.6	9.6	9.5	9.4	9.4	9.5	9.5	9.5
Freedom of movement (CLD)	10.0	10.0	10.0	10.0	10.0	10.0	10.0	10.0	10.0	10.0	10.0	10.0
Religion	9.7	9.7	9.7	9.7	9.7	9.5	8.8	8.8	9.5	8.8	9.0	8.8
Freedom of religion	9.7	9.7	9.7	9.7	9.7	9.7	8.5	8.5	9.7	8.2	8.6	8.2
Religious organization repression	9.7	9.7	9.7	9.7	9.7	9.2	9.2	9.2	9.2	9.4	9.4	9.4
Association, assembly, civil society	9.4	9.5	9.4	9.4	9.4	9.5	9.5	9.3	9.4	8.5	8.7	8.8
Civil society entry and exit	8.9	9.2	8.9	8.9	8.9	9.2	9.2	9.2	9.6	7.4	7.8	7.5
Freedom of assembly	9.7	9.7	9.7	9.7	9.7	9.7	9.7	9.3	9.3	9.3	9.3	9.3
Freedom to form/run political parties	9.6	9.6	9.6	9.6	9.6	9.8	9.7	9.8	9.8	9.8	9.7	9.7
Civil society repression	9.4	9.4	9.4	9.4	9.4	9.4	9.4	9.0	9.0	7.7	8.0	8.8
Expression and information	8.3	8.2	8.3	8.2	8.3	8.0	7.7	7.7	7.7	7.6	7.8	7.8
Press killed	10.0	10.0	10.0	10.0	10.0	10.0	10.0	10.0	10.0	10.0	10.0	10.0
Press jailed	10.0	10.0	10.0	10.0	10.0	10.0	10.0	10.0	10.0	10.0	10.0	10.0
Academic and cultural expression	7.5	7.5	7.5	7.5	7.5	7.5	5.0	5.0	5.0	5.0	5.0	5.0
Harassment of journalists	7.9	7.9	7.9	7.9	7.9	7.4	7.2	7.4	7.4	7.4	7.4	7.4
Government censorship effort	7.6	7.2	7.0	7.0	7.0	7.0	7.0	7.4	7.4	7.0	8.3	8.3
Internet censorship effort	9.7	9.7	9.7	9.7	9.7	9.2	9.2	9.6	9.6	9.6	9.8	9.9
Media self-censorship	6.6	6.6	6.4	6.5	6.5	5.6	5.6	5.3	5.3	5.2	5.6	5.8
Media freedom	7.6	7.6	7.6	7.6	7.6	7.3	7.3	6.9	6.9	6.9	6.3	6.3
Freedom of expression	8.2	7.2	8.2	7.2	8.2	7.8	8.2	7.2	7.8	7.2	7.8	7.2
Relationships	5.0	5.0	5.0	5.0	5.0	5.0	5.0	5.0	5.0	5.6	5.6	8.1
Same-sex relationships	0.0	0.0	0.0	0.0	0.0	0.0	0.0	0.0	0.0	0.0	0.0	10.0
Divorce	5.0	5.0	5.0	5.0	5.0	5.0	5.0	5.0	5.0	5.0	5.0	5.0
Inheritance rights	5.0	5.0	5.0	5.0	5.0	5.0	5.0	5.0	5.0	7.5	7.5	7.5
Female genital mutilation	10.0	10.0	10.0	10.0	10.0	10.0	10.0	10.0	10.0	10.0	10.0	10.0

Note: The data source V-Dem = Varieties of Democracy; the data source CLD = Civil Liberty Dataset.

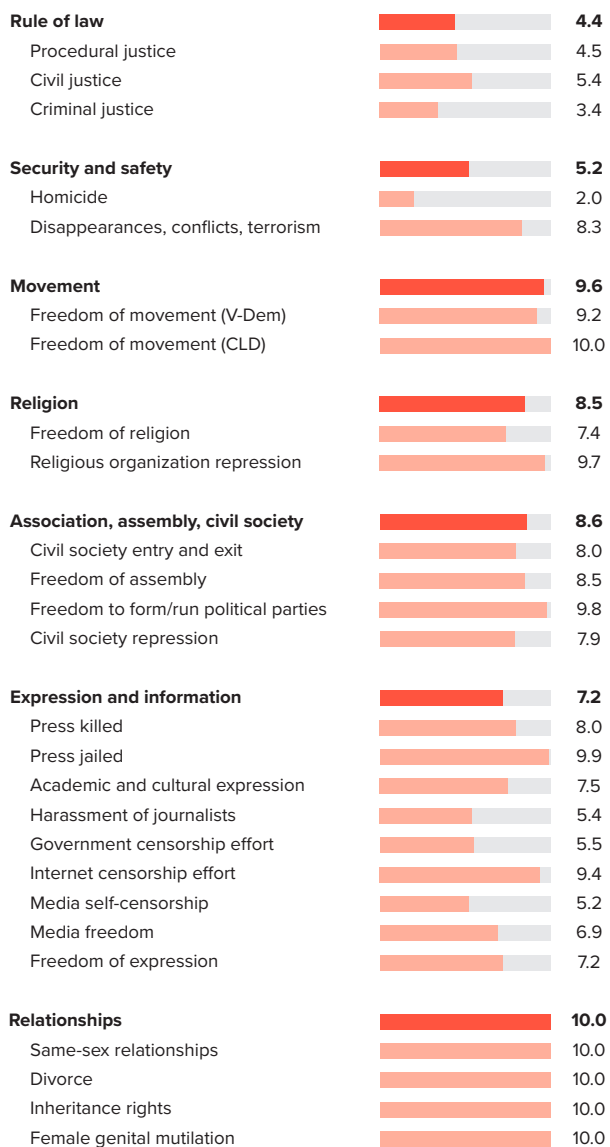
Ranking
78

BRAZIL

LATIN AMERICA & THE CARIBBEAN

Score
7.22

PERSONAL FREEDOM Ranking 79/165 Score 7.64

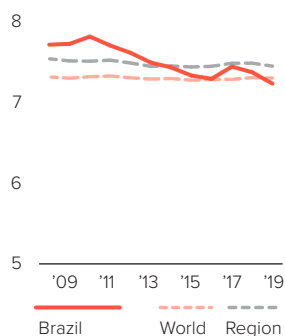


ECONOMIC FREEDOM Ranking 109/165 Score 6.63

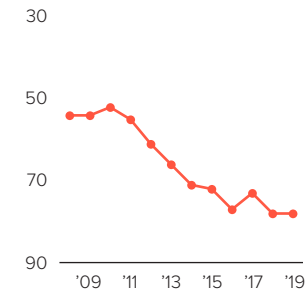


HUMAN FREEDOM

Score over time



Ranking over time



BRAZIL

LATIN AMERICA & THE CARIBBEAN

	2008	2009	2010	2011	2012	2013	2014	2015	2016	2017	2018	2019
Human freedom	7.70	7.71	7.80	7.69	7.60	7.48	7.42	7.32	7.28	7.43	7.36	7.22
Ranking	54	54	52	55	61	66	71	72	77	73	78	78
Economic freedom	6.54	6.54	6.72	6.75	6.69	6.56	6.49	6.28	6.51	6.68	6.59	6.63
Personal freedom	8.53	8.55	8.57	8.36	8.25	8.13	8.09	8.06	7.84	7.97	7.91	7.64
Rule of law	5.5	5.5	5.5	5.5	4.7	4.7	4.8	4.6	4.6	4.6	4.4	4.4
Procedural justice	6.1	6.1	6.1	6.1	5.5	5.0	5.2	5.0	5.0	4.7	4.5	4.5
Civil justice	5.6	5.6	5.6	5.6	5.1	5.3	5.3	5.3	5.3	5.5	5.4	5.4
Criminal justice	4.8	4.8	4.8	4.8	3.7	3.7	3.9	3.7	3.7	3.5	3.4	3.4
Security and safety	6.1	6.3	6.4	5.7	5.8	5.7	5.5	5.5	4.9	5.1	5.2	5.2
Homicide	3.1	3.4	3.6	3.0	2.3	2.2	1.9	1.8	1.4	1.1	2.0	2.0
Disappearances, conflicts, terrorism	9.2	9.2	9.2	8.5	9.2	9.2	9.2	9.2	8.5	9.1	8.4	8.3
Movement	10.0	10.0	10.0	10.0	10.0	9.9	9.9	9.9	9.9	9.9	9.9	9.6
Freedom of movement (V-Dem)	9.9	9.9	9.9	9.9	9.9	9.8	9.8	9.8	9.8	9.8	9.7	9.2
Freedom of movement (CLD)	10.0	10.0	10.0	10.0	10.0	10.0	10.0	10.0	10.0	10.0	10.0	10.0
Religion	9.9	9.9	9.9	9.9	9.9	9.9	9.9	9.9	9.9	9.7	9.6	8.5
Freedom of religion	10.0	10.0	10.0	10.0	10.0	10.0	10.0	10.0	9.8	9.5	9.5	7.4
Religious organization repression	9.9	9.9	9.9	9.9	9.9	9.9	9.9	9.9	9.9	9.9	9.7	9.7
Association, assembly, civil society	9.5	9.5	9.5	9.5	9.4	9.4	9.2	9.4	9.1	8.9	8.7	8.6
Civil society entry and exit	9.3	9.3	9.3	9.3	9.3	9.3	9.3	9.3	8.3	8.1	8.0	8.0
Freedom of assembly	8.8	8.8	8.8	8.8	8.8	8.8	8.0	8.8	8.8	8.8	8.8	8.5
Freedom to form/run political parties	9.9	9.9	9.9	9.9	9.9	9.9	9.9	9.9	9.9	9.9	9.8	9.8
Civil society repression	9.9	9.9	9.9	9.9	9.8	9.8	9.8	9.8	9.2	8.9	8.3	7.9
Expression and information	8.7	8.7	8.8	8.6	8.6	8.5	8.5	8.3	7.7	7.6	7.5	7.2
Press killed	9.4	9.5	9.5	8.6	8.0	7.5	7.2	6.2	6.6	7.2	7.5	8.0
Press jailed	10.0	10.0	10.0	10.0	10.0	10.0	10.0	10.0	10.0	10.0	9.9	9.9
Academic and cultural expression	7.5	7.5	7.5	7.5	7.5	7.5	7.5	7.5	7.5	7.5	7.5	7.5
Harassment of journalists	9.4	9.4	9.2	9.2	9.2	9.2	9.2	9.2	7.8	7.5	7.0	5.4
Government censorship effort	9.1	9.1	9.2	9.2	9.1	9.8	9.6	9.6	7.7	7.0	6.3	5.5
Internet censorship effort	9.9	9.9	9.9	9.9	9.9	9.9	9.9	9.9	9.2	9.2	9.2	9.4
Media self-censorship	6.5	6.5	6.5	6.5	6.5	6.6	6.6	6.6	5.3	5.4	5.2	5.2
Media freedom	8.6	8.6	8.6	8.6	8.7	8.5	8.5	8.1	6.9	6.9	6.9	6.9
Freedom of expression	8.2	7.8	8.2	7.8	8.2	7.8	8.2	7.8	8.2	7.8	8.2	7.2
Relationships	10.0	10.0	10.0	9.4	9.4	8.8	8.8	8.8	8.8	10.0	10.0	10.0
Same-sex relationships	10.0	10.0	10.0	10.0	10.0	10.0	10.0	10.0	10.0	10.0	10.0	10.0
Divorce	10.0	10.0	10.0	10.0	10.0	10.0	10.0	10.0	10.0	10.0	10.0	10.0
Inheritance rights	10.0	10.0	10.0	7.5	7.5	5.0	5.0	5.0	5.0	10.0	10.0	10.0
Female genital mutilation	10.0	10.0	10.0	10.0	10.0	10.0	10.0	10.0	10.0	10.0	10.0	10.0

Note: The data source V-Dem = Varieties of Democracy; the data source CLD = Civil Liberty Dataset.

Ranking
116

BRUNEI DARUSSALAM

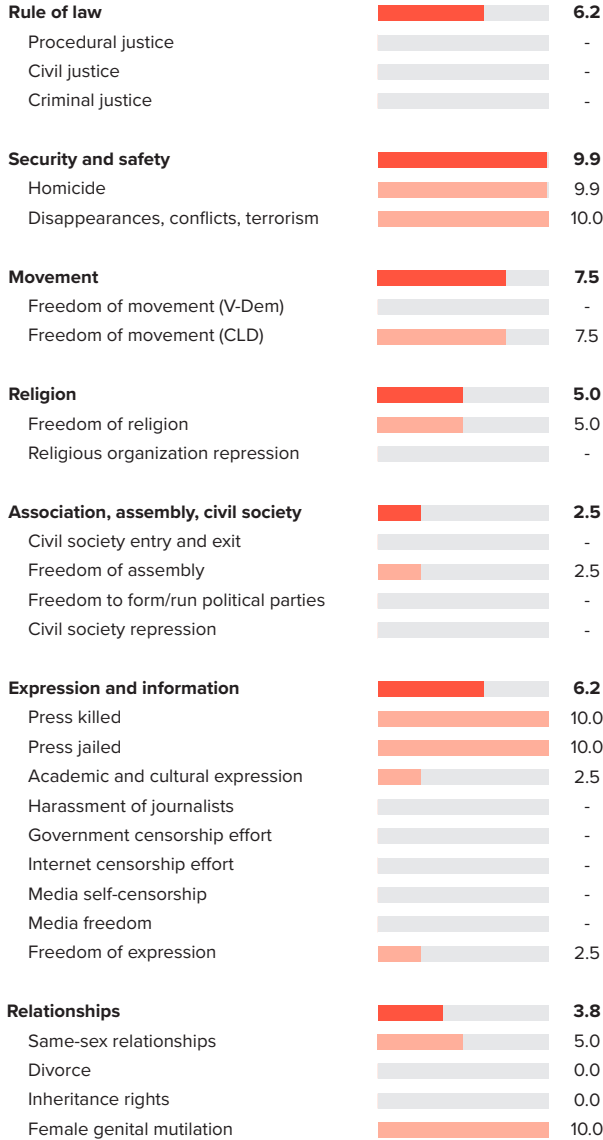
SOUTH ASIA

Score
6.46

PERSONAL FREEDOM

Ranking
128/165

Score
5.87



ECONOMIC FREEDOM

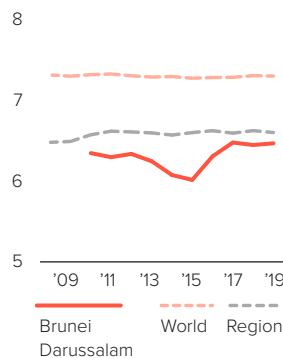
Ranking
66/165

Score
7.30

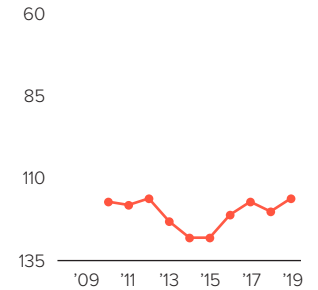


HUMAN FREEDOM

Score over time



Ranking over time



BRUNEI DARUSSALAM

SOUTH ASIA

	2008	2009	2010	2011	2012	2013	2014	2015	2016	2017	2018	2019
Human freedom	-	-	6.34	6.29	6.33	6.24	6.07	6.01	6.30	6.47	6.44	6.46
Ranking	-	-	117	118	116	123	128	128	121	117	120	116
Economic freedom	-	-	6.95	6.79	6.94	6.77	6.90	6.78	6.92	7.30	7.23	7.30
Personal freedom	-	-	5.91	5.93	5.90	5.86	5.48	5.46	5.86	5.88	5.87	5.87
Rule of law	-	-	6.4	6.5	6.4	6.1	5.9	5.8	6.1	6.2	6.2	6.2
Procedural justice	-	-	-	-	-	-	-	-	-	-	-	-
Civil justice	-	-	-	-	-	-	-	-	-	-	-	-
Criminal justice	-	-	-	-	-	-	-	-	-	-	-	-
Security and safety	-	-	10.0	10.0	9.8	9.9	9.9	9.9	9.9	9.9	9.9	9.9
Homicide	-	-	9.9	9.9	9.7	9.9	9.9	9.9	9.9	9.9	9.9	9.9
Disappearances, conflicts, terrorism	-	-	10.0	10.0	10.0	10.0	10.0	10.0	10.0	10.0	10.0	10.0
Movement	-	-	7.5	7.5	7.5	7.5	7.5	7.5	7.5	7.5	7.5	7.5
Freedom of movement (V-Dem)	-	-	-	-	-	-	-	-	-	-	-	-
Freedom of movement (CLD)	-	-	7.5	7.5	7.5	7.5	7.5	7.5	7.5	7.5	7.5	7.5
Religion	-	-	5.0	5.0	5.0	5.0	2.5	2.5	5.0	5.0	5.0	5.0
Freedom of religion	-	-	5.0	5.0	5.0	5.0	2.5	2.5	5.0	5.0	5.0	5.0
Religious organization repression	-	-	-	-	-	-	-	-	-	-	-	-
Association, assembly, civil society	-	-	2.5	2.5	2.5	2.5	2.5	2.5	2.5	2.5	2.5	2.5
Civil society entry and exit	-	-	-	-	-	-	-	-	-	-	-	-
Freedom of assembly	-	-	2.5	2.5	2.5	2.5	2.5	2.5	2.5	2.5	2.5	2.5
Freedom to form/run political parties	-	-	-	-	-	-	-	-	-	-	-	-
Civil society repression	-	-	-	-	-	-	-	-	-	-	-	-
Expression and information	-	-	6.2	6.2	6.2	6.2	6.2	6.2	6.2	6.2	6.2	6.2
Press killed	-	-	10.0	10.0	10.0	10.0	10.0	10.0	10.0	10.0	10.0	10.0
Press jailed	-	-	10.0	10.0	10.0	10.0	10.0	10.0	10.0	10.0	10.0	10.0
Academic and cultural expression	-	-	2.5	2.5	2.5	2.5	2.5	2.5	2.5	2.5	2.5	2.5
Harassment of journalists	-	-	-	-	-	-	-	-	-	-	-	-
Government censorship effort	-	-	-	-	-	-	-	-	-	-	-	-
Internet censorship effort	-	-	-	-	-	-	-	-	-	-	-	-
Media self-censorship	-	-	-	-	-	-	-	-	-	-	-	-
Media freedom	-	-	-	-	-	-	-	-	-	-	-	-
Freedom of expression	-	-	2.5	2.5	2.5	2.5	2.5	2.5	2.5	2.5	2.5	2.5
Relationships	-	-	3.8	3.8	3.8	3.8	3.8	3.8	3.8	3.8	3.8	3.8
Same-sex relationships	-	-	5.0	5.0	5.0	5.0	5.0	5.0	5.0	5.0	5.0	5.0
Divorce	-	-	0.0	0.0	0.0	0.0	0.0	0.0	0.0	0.0	0.0	0.0
Inheritance rights	-	-	0.0	0.0	0.0	0.0	0.0	0.0	0.0	0.0	0.0	0.0
Female genital mutilation	-	-	10.0	10.0	10.0	10.0	10.0	10.0	10.0	10.0	10.0	10.0

Note: The data source V-Dem = Varieties of Democracy; the data source CLD = Civil Liberty Dataset.

Ranking
45

BULGARIA

EASTERN EUROPE

Score
8.08

PERSONAL FREEDOM Ranking 50/165 Score 8.30

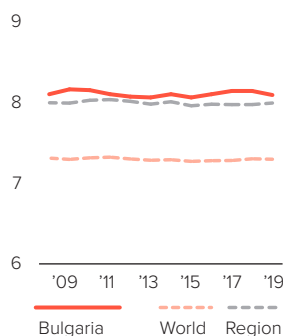


ECONOMIC FREEDOM Ranking 36/165 Score 7.76

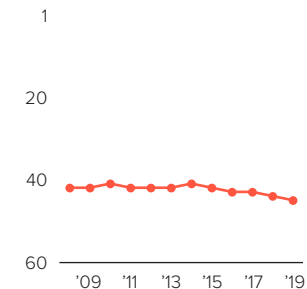


HUMAN FREEDOM

Score over time



Ranking over time



BULGARIA

EASTERN EUROPE

	2008	2009	2010	2011	2012	2013	2014	2015	2016	2017	2018	2019
Human freedom	8.09	8.15	8.14	8.09	8.06	8.05	8.09	8.05	8.09	8.13	8.13	8.08
Ranking	42	42	41	42	42	42	41	42	43	43	44	45
Economic freedom	7.46	7.62	7.66	7.58	7.63	7.60	7.62	7.59	7.69	7.79	7.82	7.76
Personal freedom	8.54	8.52	8.48	8.45	8.36	8.38	8.43	8.38	8.37	8.38	8.35	8.30
Rule of law	5.3	5.3	5.3	5.3	5.1	5.3	5.2	4.9	4.9	5.1	5.2	5.2
Procedural justice	6.3	6.3	6.3	6.3	5.9	6.0	5.8	5.0	5.0	5.2	5.4	5.4
Civil justice	5.7	5.7	5.7	5.7	5.3	5.4	5.7	5.6	5.6	5.6	5.6	5.6
Criminal justice	3.9	3.9	3.9	3.9	4.1	4.4	4.1	4.1	4.1	4.5	4.5	4.5
Security and safety	9.6	9.6	9.6	9.6	9.1	9.6	9.6	9.5	9.6	9.6	9.6	9.6
Homicide	9.3	9.4	9.4	9.5	9.4	9.6	9.5	9.5	9.7	9.6	9.6	9.6
Disappearances, conflicts, terrorism	9.8	9.8	9.7	9.7	8.8	9.6	9.6	9.6	9.6	9.6	9.6	9.6
Movement	9.8	9.8	9.8	9.8	9.8	9.8	9.8	9.8	9.8	9.8	9.8	9.8
Freedom of movement (V-Dem)	9.7	9.6	9.6	9.5	9.6	9.6	9.6	9.5	9.5	9.5	9.5	9.5
Freedom of movement (CLD)	10.0	10.0	10.0	10.0	10.0	10.0	10.0	10.0	10.0	10.0	10.0	10.0
Religion	8.9	8.9	8.9	8.9	8.9	8.7	8.7	8.7	8.3	8.4	8.4	8.4
Freedom of religion	8.2	8.2	8.2	8.2	8.2	8.0	8.0	7.8	7.8	7.8	7.8	7.8
Religious organization repression	9.6	9.6	9.6	9.6	9.6	9.5	9.5	9.5	8.9	8.9	8.9	8.9
Association, assembly, civil society	8.9	8.9	8.9	8.9	8.9	8.6	8.7	8.6	8.6	8.8	8.5	8.7
Civil society entry and exit	7.8	7.8	7.8	7.8	7.8	7.8	7.8	7.8	7.8	7.8	7.8	7.8
Freedom of assembly	9.2	9.2	9.2	9.2	9.2	9.2	9.2	9.2	9.2	10.0	9.2	9.2
Freedom to form/run political parties	9.0	9.2	9.3	9.3	9.3	9.3	9.4	9.2	9.2	9.2	9.1	9.1
Civil society repression	9.5	9.4	9.4	9.4	9.4	8.2	8.6	8.1	8.1	8.1	8.0	8.8
Expression and information	7.9	7.8	7.5	7.3	7.4	7.3	7.6	7.9	8.0	7.7	7.7	7.2
Press killed	6.0	6.0	2.0	2.0	2.0	6.0	6.0	10.0	10.0	10.0	10.0	10.0
Press jailed	10.0	10.0	10.0	10.0	10.0	10.0	10.0	10.0	10.0	10.0	10.0	10.0
Academic and cultural expression	7.5	7.5	7.5	7.5	7.5	7.5	7.5	7.5	7.5	7.5	7.5	5.0
Harassment of journalists	8.8	8.6	8.6	8.6	8.6	7.5	8.3	8.3	8.3	7.4	7.4	7.4
Government censorship effort	7.8	7.8	7.7	7.7	7.5	6.8	7.0	6.9	6.8	6.7	6.7	6.5
Internet censorship effort	9.3	9.9	9.9	9.9	9.6	9.6	9.9	9.9	9.9	9.9	9.9	9.9
Media self-censorship	5.6	5.6	5.8	5.8	5.8	5.8	5.8	6.0	6.0	5.8	5.4	5.2
Media freedom	7.3	7.2	7.1	6.5	6.6	6.3	5.4	5.3	5.3	4.9	4.8	4.8
Freedom of expression	8.8	7.8	8.8	7.8	8.8	6.0	8.8	7.2	8.8	7.2	7.5	5.5
Relationships	9.4	9.4	9.4	9.4	9.4	9.4	9.4	9.4	9.4	9.4	9.4	9.4
Same-sex relationships	10.0	10.0	10.0	10.0	10.0	10.0	10.0	10.0	10.0	10.0	10.0	10.0
Divorce	7.5	7.5	7.5	7.5	7.5	7.5	7.5	7.5	7.5	7.5	7.5	7.5
Inheritance rights	10.0	10.0	10.0	10.0	10.0	10.0	10.0	10.0	10.0	10.0	10.0	10.0
Female genital mutilation	10.0	10.0	10.0	10.0	10.0	10.0	10.0	10.0	10.0	10.0	10.0	10.0

Note: The data source V-Dem = Varieties of Democracy; the data source CLD = Civil Liberty Dataset.

Ranking
100

BURKINA FASO

SUB-SAHARAN AFRICA

Score
6.85

PERSONAL FREEDOM

Ranking
84/165

Score
7.44



ECONOMIC FREEDOM

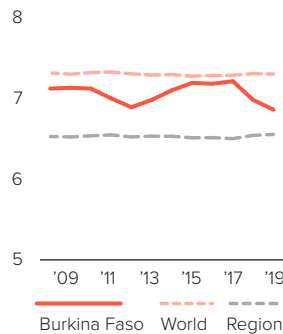
Ranking
138/165

Score
6.04

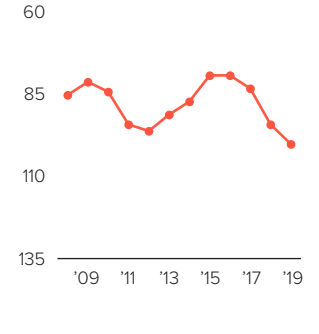


HUMAN FREEDOM

Score over time



Ranking over time



BURKINA FASO

SUB-SAHARAN AFRICA

	2008	2009	2010	2011	2012	2013	2014	2015	2016	2017	2018	2019
Human freedom	7.11	7.12	7.11	6.99	6.88	6.97	7.09	7.18	7.17	7.20	6.97	6.85
Ranking	85	81	84	94	96	91	87	79	79	83	94	100
Economic freedom	6.06	6.04	5.98	5.93	5.79	5.89	6.03	6.02	6.15	6.06	6.07	6.04
Personal freedom	7.87	7.89	7.91	7.74	7.65	7.74	7.85	8.01	7.91	8.01	7.62	7.44
Rule of law	4.9	4.9	4.9	4.9	4.5	4.1	4.4	4.9	4.9	4.7	4.7	4.7
Procedural justice	4.2	4.2	4.2	4.2	4.4	3.9	4.3	5.2	5.2	4.7	4.6	4.6
Civil justice	5.9	5.9	5.9	5.9	5.4	4.7	4.7	4.9	4.9	4.6	4.6	4.6
Criminal justice	4.5	4.5	4.5	4.5	3.8	3.6	4.3	4.6	4.6	4.6	4.9	4.9
Security and safety	9.1	9.2	9.2	9.2	9.2	9.2	9.2	9.2	9.0	8.8	7.8	7.0
Homicide	9.7	9.7	9.8	9.8	9.8	9.8	9.8	9.8	9.7	9.6	9.6	9.6
Disappearances, conflicts, terrorism	8.6	8.6	8.6	8.6	8.6	8.6	8.6	8.7	8.3	8.0	6.0	4.4
Movement	9.6	9.6	9.6	9.6	9.6	9.6	9.7	9.6	9.6	9.7	8.0	7.9
Freedom of movement (V-Dem)	9.3	9.2	9.3	9.2	9.2	9.2	9.4	9.2	9.1	9.3	8.4	8.2
Freedom of movement (CLD)	10.0	10.0	10.0	10.0	10.0	10.0	10.0	10.0	10.0	10.0	7.5	7.5
Religion	9.3	9.4	9.3	9.3	9.2	9.3	9.3	9.4	9.1	9.1	9.3	9.3
Freedom of religion	9.3	9.6	9.6	9.6	9.6	9.8	9.8	9.8	9.8	9.8	9.3	9.3
Religious organization repression	9.2	9.2	9.0	9.0	8.8	8.8	8.8	9.1	8.4	8.4	9.3	9.3
Association, assembly, civil society	8.4	8.4	8.5	8.5	8.5	8.2	8.5	8.5	8.4	8.7	8.4	8.3
Civil society entry and exit	9.2	9.2	9.2	9.2	9.2	8.4	9.7	9.7	8.9	9.1	8.3	8.3
Freedom of assembly	6.2	6.2	6.2	6.2	6.2	6.2	6.2	6.2	7.0	7.3	7.3	7.0
Freedom to form/run political parties	9.0	9.0	9.1	9.1	9.1	9.1	9.1	9.1	9.2	9.2	9.4	9.4
Civil society repression	9.2	9.2	9.7	9.7	9.7	9.1	9.1	9.1	8.7	9.1	8.5	8.6
Expression and information	7.6	7.6	7.6	7.7	7.5	7.6	7.6	8.2	8.2	8.4	8.3	8.0
Press killed	10.0	10.0	10.0	10.0	10.0	10.0	10.0	10.0	10.0	10.0	10.0	10.0
Press jailed	10.0	10.0	10.0	10.0	8.5	8.5	8.5	8.5	8.5	10.0	10.0	10.0
Academic and cultural expression	5.0	5.0	5.0	5.0	5.0	5.0	5.0	7.5	7.5	7.5	7.5	5.0
Harassment of journalists	8.5	8.5	8.7	8.7	8.7	8.8	8.8	8.8	8.6	8.6	8.6	8.6
Government censorship effort	7.4	7.4	7.4	7.4	7.4	7.6	7.6	8.2	8.2	8.2	8.2	8.2
Internet censorship effort	8.5	8.5	8.5	8.5	8.5	8.5	8.5	8.8	8.8	8.8	8.8	8.8
Media self-censorship	5.2	5.2	5.4	5.4	5.6	5.4	5.4	6.0	6.0	6.5	6.5	6.5
Media freedom	6.9	6.9	7.0	7.0	7.0	7.2	8.0	8.9	9.4	8.6	8.0	8.0
Freedom of expression	6.8	7.2	6.8	7.2	6.8	7.2	6.8	7.2	6.8	7.2	7.2	7.2
Relationships	6.2	6.2	6.2	5.0	5.0	6.2	6.2	6.2	6.2	6.8	6.9	6.9
Same-sex relationships	10.0	10.0	10.0	10.0	10.0	10.0	10.0	10.0	10.0	10.0	10.0	10.0
Divorce	7.5	7.5	7.5	7.5	7.5	7.5	7.5	7.5	7.5	7.5	7.5	7.5
Inheritance rights	5.0	5.0	5.0	0.0	0.0	5.0	5.0	5.0	5.0	7.5	7.5	7.5
Female genital mutilation	2.3	2.3	2.3	2.7	2.7	2.4	2.4	2.4	2.4	2.4	2.4	2.4

Note: The data source V-Dem = Varieties of Democracy; the data source CLD = Civil Liberty Dataset.

Ranking
157

BURUNDI

SUB-SAHARAN AFRICA

Score
5.02

PERSONAL FREEDOM Ranking 158/165 Score 4.57

Rule of law		2.9
Procedural justice		-
Civil justice		-
Criminal justice		-

Security and safety		5.9
Homicide		8.2
Disappearances, conflicts, terrorism		3.7

Movement		6.5
Freedom of movement (V-Dem)		5.5
Freedom of movement (CLD)		7.5

Religion		6.1
Freedom of religion		8.2
Religious organization repression		3.9

Association, assembly, civil society		2.2
Civil society entry and exit		0.4
Freedom of assembly		1.5
Freedom to form/run political parties		5.1
Civil society repression		1.7

Expression and information		2.6
Press killed		7.1
Press jailed		1.5
Academic and cultural expression		0.0
Harassment of journalists		2.6
Government censorship effort		0.3
Internet censorship effort		7.1
Media self-censorship		0.5
Media freedom		1.1
Freedom of expression		2.8

Relationships		5.8
Same-sex relationships		0.0
Divorce		7.5
Inheritance rights		-
Female genital mutilation		10.0

ECONOMIC FREEDOM Ranking 150/165 Score 5.65

Size of government		6.4
Government consumption		4.0
Transfers and subsidies		10.0
Government investment		6.4
Top marginal tax rate		6.5
State ownership of assets		4.8

Legal system and property rights		4.1
Judicial independence		3.8
Impartial courts		3.6
Protection of property rights		4.3
Military interference		-
Integrity of the legal system		3.1
Legal enforcement of contracts		2.8
Regulatory costs		8.6
Reliability of police		5.4

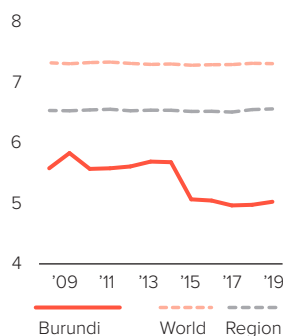
Sound money		8.7
Money growth		7.0
Standard deviation of inflation		7.8
Inflation: Most recent year		9.9
Freedom to own foreign currency		10.0

Freedom to trade internationally		2.7
Tariffs		6.9
Regulatory trade barriers		2.8
Black-market exchange rates		0.4
Movement of capital and people		0.7

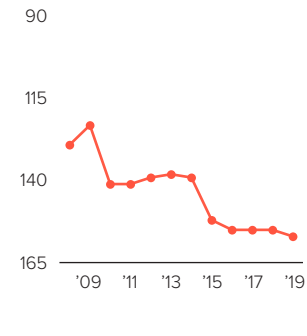
Regulation		6.4
Credit market regulations		5.0
Labor market regulations		8.0
Business regulations		6.2

HUMAN FREEDOM

Score over time



Ranking over time



BURUNDI

SUB-SAHARAN AFRICA

	2008	2009	2010	2011	2012	2013	2014	2015	2016	2017	2018	2019
Human freedom	5.57	5.82	5.56	5.57	5.6	5.68	5.67	5.06	5.04	4.96	4.97	5.02
Ranking	129	123	141	141	139	138	139	152	155	155	155	157
Economic freedom	5.21	5.56	5.33	5.45	5.44	5.87	6.06	6.07	6.22	5.77	5.70	5.65
Personal freedom	5.82	6.00	5.72	5.65	5.71	5.55	5.40	4.33	4.19	4.38	4.46	4.57
Rule of law	3.6	3.4	3.3	3.4	3.5	3.5	3.7	3.4	2.9	3.0	2.8	2.9
Procedural justice	-	-	-	-	-	-	-	-	-	-	-	-
Civil justice	-	-	-	-	-	-	-	-	-	-	-	-
Criminal justice	-	-	-	-	-	-	-	-	-	-	-	-
Security and safety	5.8	7.6	6.7	6.9	7.3	7.4	7.1	5.0	5.1	5.6	5.6	5.9
Homicide	8.8	8.7	8.8	8.9	8.4	8.4	8.3	8.7	8.2	8.2	8.2	8.2
Disappearances, conflicts, terrorism	2.9	6.6	4.6	4.9	6.1	6.3	5.8	1.2	1.9	2.9	3.0	3.7
Movement	7.3	7.3	7.2	7.2	7.2	6.9	6.8	4.7	4.5	4.7	5.0	6.5
Freedom of movement (V-Dem)	7.1	7.1	6.8	6.8	6.8	6.2	6.0	4.4	4.0	4.4	5.1	5.5
Freedom of movement (CLD)	7.5	7.5	7.5	7.5	7.5	7.5	7.5	5.0	5.0	5.0	5.0	7.5
Religion	8.1	8.1	7.8	7.8	7.8	6.7	6.6	5.5	6.0	6.1	6.1	6.1
Freedom of religion	9.7	9.6	9.4	9.4	9.4	7.6	7.6	6.4	8.1	8.2	8.2	8.2
Religious organization repression	6.6	6.6	6.2	6.1	6.1	5.8	5.6	4.7	3.8	3.9	3.9	3.9
Association, assembly, civil society	5.2	5.0	4.6	4.9	4.9	4.5	3.7	2.9	2.5	2.1	2.3	2.2
Civil society entry and exit	4.3	4.3	4.4	4.4	4.4	3.1	2.3	1.2	1.3	0.4	0.4	0.4
Freedom of assembly	4.8	4.2	4.2	5.3	5.3	5.0	3.3	2.5	2.5	1.8	1.8	1.5
Freedom to form/run political parties	7.9	7.7	7.4	7.4	7.4	7.3	7.3	6.7	5.6	5.4	5.1	5.1
Civil society repression	3.8	3.8	2.4	2.4	2.4	2.4	2.0	1.3	0.5	0.7	1.7	1.7
Expression and information	5.0	4.9	4.8	5.1	5.0	4.9	4.9	3.8	3.5	3.4	3.5	2.6
Press killed	10.0	10.0	10.0	10.0	10.0	10.0	10.0	7.1	7.1	7.1	7.1	7.1
Press jailed	0.0	0.0	0.0	1.4	0.0	1.8	1.8	4.6	7.4	10.0	10.0	1.5
Academic and cultural expression	2.5	2.5	2.5	2.5	2.5	2.5	2.5	0.0	0.0	0.0	0.0	0.0
Harassment of journalists	3.1	3.1	2.9	3.1	3.1	2.8	2.8	2.8	1.9	1.9	2.8	2.6
Government censorship effort	3.1	3.1	2.9	2.9	2.9	2.9	2.8	0.3	0.8	0.3	0.3	0.3
Internet censorship effort	9.3	9.3	9.4	9.4	9.4	9.2	9.2	9.1	7.9	7.1	7.2	7.1
Media self-censorship	4.3	4.3	4.3	4.3	4.3	3.9	3.7	2.6	1.0	0.5	0.5	0.5
Media freedom	7.1	7.1	6.4	6.4	6.4	6.7	6.5	4.8	1.4	1.4	1.1	1.1
Freedom of expression	6.0	5.0	5.0	5.8	6.8	4.5	5.0	3.2	3.8	2.8	2.8	2.8
Relationships	5.6	5.6	5.6	4.4	4.4	5.0	5.0	5.0	5.0	5.8	5.8	5.8
Same-sex relationships	0.0	0.0	0.0	0.0	0.0	0.0	0.0	0.0	0.0	0.0	0.0	0.0
Divorce	7.5	7.5	7.5	7.5	7.5	7.5	7.5	7.5	7.5	7.5	7.5	7.5
Inheritance rights	5.0	5.0	5.0	0.0	0.0	2.5	2.5	2.5	2.5	-	-	-
Female genital mutilation	10.0	10.0	10.0	10.0	10.0	10.0	10.0	10.0	10.0	10.0	10.0	10.0

Note: The data source V-Dem = Varieties of Democracy; the data source CLD = Civil Liberty Dataset.

Ranking
36

CABO VERDE

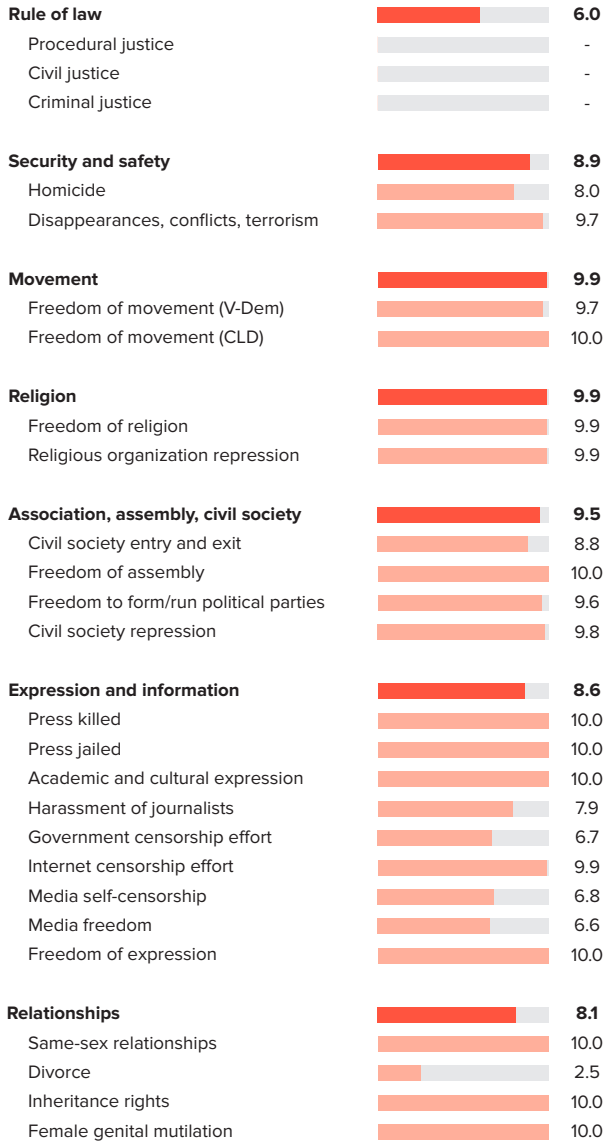
SUB-SAHARAN AFRICA

Score
8.26

PERSONAL FREEDOM

Ranking
36/165

Score
8.70



ECONOMIC FREEDOM

Ranking
41/165

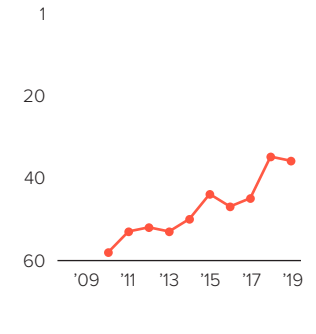
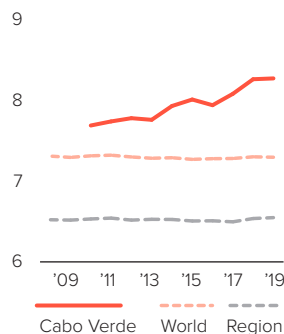
Score
7.65



HUMAN FREEDOM

Score over time

Ranking over time



CABO VERDE

SUB-SAHARAN AFRICA

	2008	2009	2010	2011	2012	2013	2014	2015	2016	2017	2018	2019
Human freedom	-	-	7.68	7.73	7.77	7.75	7.92	8.00	7.93	8.07	8.25	8.26
Ranking	-	-	58	53	52	53	50	44	47	45	35	36
Economic freedom	-	-	6.44	6.62	6.72	6.65	7.07	7.19	7.21	7.28	7.71	7.65
Personal freedom	-	-	8.57	8.52	8.52	8.54	8.53	8.59	8.44	8.64	8.64	8.70
Rule of law	-	-	5.9	6.0	6.0	6.0	6.2	6.1	5.7	5.8	5.9	6.0
Procedural justice	-	-	-	-	-	-	-	-	-	-	-	-
Civil justice	-	-	-	-	-	-	-	-	-	-	-	-
Criminal justice	-	-	-	-	-	-	-	-	-	-	-	-
Security and safety	-	-	8.7	8.3	8.2	8.3	8.0	8.6	8.2	8.8	8.9	8.9
Homicide	-	-	7.7	7.0	6.8	7.0	6.4	7.5	6.7	7.9	8.0	8.0
Disappearances, conflicts, terrorism	-	-	9.6	9.6	9.6	9.6	9.6	9.6	9.6	9.7	9.7	9.7
Movement	-	-	9.9	9.9	9.9	9.9	9.9	9.9	9.9	9.9	9.9	9.9
Freedom of movement (V-Dem)	-	-	9.8	9.8	9.8	9.8	9.8	9.7	9.7	9.7	9.7	9.7
Freedom of movement (CLD)	-	-	10.0	10.0	10.0	10.0	10.0	10.0	10.0	10.0	10.0	10.0
Religion	-	-	9.9	9.9	9.9	9.9	9.9	9.9	9.9	9.9	9.9	9.9
Freedom of religion	-	-	9.8	9.8	9.8	9.8	9.8	9.9	9.9	9.9	9.9	9.9
Religious organization repression	-	-	9.9	9.9	9.9	9.9	9.9	9.9	9.9	9.9	9.9	9.9
Association, assembly, civil society	-	-	9.6	9.6	9.6	9.6	9.6	9.6	9.6	9.6	9.5	9.5
Civil society entry and exit	-	-	8.8	8.8	8.8	8.8	8.8	8.8	8.8	8.8	8.8	8.8
Freedom of assembly	-	-	10.0	10.0	10.0	10.0	10.0	10.0	10.0	10.0	10.0	10.0
Freedom to form/run political parties	-	-	9.7	9.7	9.7	9.7	9.7	9.7	9.7	9.7	9.6	9.6
Civil society repression	-	-	9.8	9.8	9.8	9.8	9.8	9.8	9.8	9.8	9.8	9.8
Expression and information	-	-	8.6	8.6	8.6	8.7	8.7	8.6	8.4	8.3	8.3	8.6
Press killed	-	-	10.0	10.0	10.0	10.0	10.0	10.0	10.0	10.0	10.0	10.0
Press jailed	-	-	10.0	10.0	10.0	10.0	10.0	10.0	10.0	10.0	10.0	10.0
Academic and cultural expression	-	-	7.5	7.5	7.5	7.5	7.5	7.5	7.5	7.5	7.5	10.0
Harassment of journalists	-	-	8.0	8.0	8.0	9.0	9.0	8.5	8.5	8.0	7.7	7.9
Government censorship effort	-	-	8.2	8.2	8.2	8.2	8.2	8.2	6.3	6.3	6.3	6.7
Internet censorship effort	-	-	9.9	9.9	9.9	9.9	9.9	9.9	9.9	9.9	9.9	9.9
Media self-censorship	-	-	6.8	6.8	6.8	6.8	6.8	6.8	6.8	6.8	6.8	6.8
Media freedom	-	-	6.6	6.6	6.6	6.6	6.6	6.6	6.6	6.6	6.6	6.6
Freedom of expression	-	-	10.0	10.0	10.0	10.0	10.0	10.0	10.0	10.0	10.0	10.0
Relationships	-	-	7.5	7.5	7.5	7.5	7.5	7.5	7.5	8.1	8.1	8.1
Same-sex relationships	-	-	10.0	10.0	10.0	10.0	10.0	10.0	10.0	10.0	10.0	10.0
Divorce	-	-	2.5	2.5	2.5	2.5	2.5	2.5	2.5	2.5	2.5	2.5
Inheritance rights	-	-	-	-	-	-	-	-	-	10.0	10.0	10.0
Female genital mutilation	-	-	10.0	10.0	10.0	10.0	10.0	10.0	10.0	10.0	10.0	10.0

Note: The data source V-Dem = Varieties of Democracy; the data source CLD = Civil Liberty Dataset.

Ranking
115

CAMBODIA

SOUTH ASIA

Score
6.47

PERSONAL FREEDOM Ranking 125/165 Score 5.94

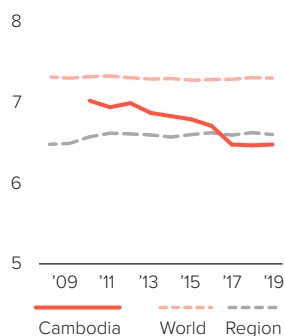


ECONOMIC FREEDOM Ranking 72/165 Score 7.22

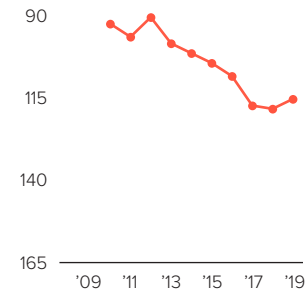


HUMAN FREEDOM

Score over time



Ranking over time



CAMBODIA

SOUTH ASIA

	2008	2009	2010	2011	2012	2013	2014	2015	2016	2017	2018	2019
Human freedom	-	-	7.01	6.93	6.98	6.86	6.82	6.78	6.70	6.47	6.46	6.47
Ranking	-	-	92	96	90	98	101	104	108	117	118	115
Economic freedom	-	-	7.02	6.82	7.08	7.04	7.17	7.14	7.18	7.13	7.25	7.22
Personal freedom	-	-	7.00	7.02	6.90	6.72	6.57	6.52	6.35	6.00	5.89	5.94
Rule of law	-	-	3.8	3.8	3.4	3.0	2.7	2.6	2.6	2.4	2.5	2.5
Procedural justice	-	-	3.8	3.8	4.0	3.3	3.1	3.0	3.0	2.2	2.2	2.2
Civil justice	-	-	3.7	3.7	3.4	2.9	1.9	2.0	2.0	2.3	2.6	2.6
Criminal justice	-	-	4.0	4.0	2.9	2.8	3.0	2.7	2.7	2.5	2.6	2.6
Security and safety	-	-	8.7	8.7	8.8	8.6	8.4	8.8	8.7	8.3	8.3	8.4
Homicide	-	-	9.3	9.5	9.5	9.5	9.5	9.5	9.5	9.5	9.5	9.5
Disappearances, conflicts, terrorism	-	-	8.1	7.9	8.1	7.6	7.3	8.1	7.9	7.1	7.2	7.3
Movement	-	-	9.4	9.4	9.4	9.2	9.0	9.0	8.7	8.8	7.5	7.6
Freedom of movement (V-Dem)	-	-	8.8	8.8	8.8	8.3	8.1	8.0	7.5	7.6	7.5	7.6
Freedom of movement (CLD)	-	-	10.0	10.0	10.0	10.0	10.0	10.0	10.0	10.0	7.5	7.5
Religion	-	-	7.7	7.7	7.7	7.6	7.6	6.9	6.9	6.6	6.9	6.9
Freedom of religion	-	-	8.4	8.4	8.4	8.4	8.8	7.6	7.6	7.2	7.4	7.2
Religious organization repression	-	-	7.0	7.0	7.0	6.8	6.3	6.3	6.3	6.0	6.5	6.6
Association, assembly, civil society	-	-	5.3	5.3	5.2	5.1	4.9	4.9	4.3	3.6	3.6	3.4
Civil society entry and exit	-	-	5.0	5.0	4.8	4.5	4.3	4.3	2.8	2.0	2.2	2.2
Freedom of assembly	-	-	3.8	3.5	3.5	3.5	3.5	3.5	3.5	3.5	3.5	3.2
Freedom to form/run political parties	-	-	7.8	7.8	7.8	7.5	7.5	7.5	7.5	5.6	5.6	5.4
Civil society repression	-	-	4.8	4.8	4.6	4.8	4.5	4.5	3.2	3.2	2.9	2.9
Expression and information	-	-	4.6	4.8	4.5	4.3	4.0	4.0	3.9	3.6	3.7	4.1
Press killed	-	-	7.9	7.9	5.8	8.0	4.1	4.1	4.1	6.1	6.1	10.0
Press jailed	-	-	4.7	6.5	6.6	6.6	8.4	8.4	8.4	6.9	6.9	6.9
Academic and cultural expression	-	-	2.5	2.5	2.5	2.5	2.5	2.5	2.5	2.5	2.5	2.5
Harassment of journalists	-	-	3.9	3.9	3.9	3.3	3.1	3.1	2.8	2.3	2.7	2.7
Government censorship effort	-	-	4.2	4.2	4.2	3.5	3.5	3.5	3.1	0.8	0.8	1.1
Internet censorship effort	-	-	7.4	7.4	7.0	5.2	5.2	5.2	5.2	6.1	6.1	6.1
Media self-censorship	-	-	3.2	3.2	2.8	2.6	2.6	2.6	2.6	2.2	2.2	2.2
Media freedom	-	-	3.6	3.6	3.4	2.4	2.4	2.4	2.4	1.5	1.5	1.5
Freedom of expression	-	-	4.5	4.5	4.0	4.5	4.0	4.5	4.0	4.0	4.0	3.5
Relationships	-	-	9.4	9.4	9.4	9.4	9.4	9.4	9.4	8.8	8.8	8.8
Same-sex relationships	-	-	10.0	10.0	10.0	10.0	10.0	10.0	10.0	10.0	10.0	10.0
Divorce	-	-	7.5	7.5	7.5	7.5	7.5	7.5	7.5	7.5	7.5	7.5
Inheritance rights	-	-	10.0	10.0	10.0	10.0	10.0	10.0	10.0	7.5	7.5	7.5
Female genital mutilation	-	-	10.0	10.0	10.0	10.0	10.0	10.0	10.0	10.0	10.0	10.0

Note: The data source V-Dem = Varieties of Democracy; the data source CLD = Civil Liberty Dataset.

Ranking
145

CAMEROON

SUB-SAHARAN AFRICA

Score
5.63

PERSONAL FREEDOM

Ranking
143/165

Score
5.47



ECONOMIC FREEDOM

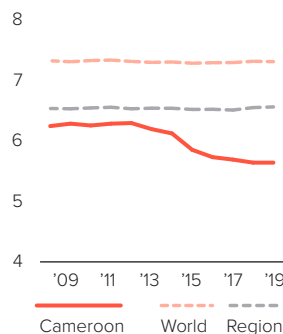
Ranking
145/165

Score
5.86

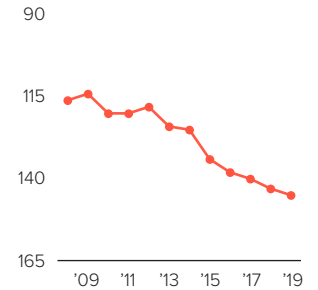


HUMAN FREEDOM

Score over time



Ranking over time



CAMEROON

SUB-SAHARAN AFRICA

	2008	2009	2010	2011	2012	2013	2014	2015	2016	2017	2018	2019
Human freedom	6.23	6.27	6.24	6.27	6.28	6.18	6.11	5.84	5.72	5.68	5.63	5.63
Ranking	116	114	120	120	118	124	125	134	138	140	143	145
Economic freedom	5.56	5.74	5.93	5.88	5.89	5.82	5.81	5.69	5.74	5.78	5.85	5.86
Personal freedom	6.70	6.65	6.47	6.55	6.55	6.44	6.32	5.95	5.70	5.61	5.47	5.47
Rule of law	3.4	3.4	3.4	3.4	3.4	3.7	3.1	3.0	3.0	3.1	2.8	2.8
Procedural justice	3.5	3.5	3.5	3.5	3.7	4.2	2.8	2.6	2.6	2.6	1.8	1.8
Civil justice	3.5	3.5	3.5	3.5	3.4	3.6	3.5	3.7	3.7	3.8	4.1	4.1
Criminal justice	3.2	3.2	3.2	3.2	3.1	3.2	3.0	2.8	2.8	2.8	2.4	2.4
Security and safety	8.3	8.0	8.2	8.4	8.4	8.4	7.5	5.8	6.4	6.7	6.1	6.3
Homicide	8.8	8.1	8.6	8.8	8.8	8.8	9.7	9.6	9.6	9.6	9.6	9.6
Disappearances, conflicts, terrorism	7.9	8.0	7.9	7.9	7.9	7.9	5.3	1.8	3.2	3.8	2.6	3.0
Movement	8.6	8.6	7.3	7.3	7.3	7.2	7.2	7.2	6.7	6.2	6.2	6.3
Freedom of movement (V-Dem)	9.7	9.7	9.6	9.6	9.6	9.4	9.4	9.4	8.4	7.4	7.3	7.6
Freedom of movement (CLD)	7.5	7.5	5.0	5.0	5.0	5.0	5.0	5.0	5.0	5.0	5.0	5.0
Religion	9.3	9.2	9.2	9.2	9.2	8.4	9.0	8.4	7.8	7.8	7.6	7.6
Freedom of religion	9.8	9.8	9.8	9.8	9.8	8.3	9.6	8.3	8.2	8.3	8.2	8.3
Religious organization repression	8.7	8.6	8.7	8.7	8.7	8.5	8.5	8.5	7.6	7.4	7.1	7.0
Association, assembly, civil society	6.0	6.0	6.0	6.0	6.0	5.7	5.7	5.7	5.2	5.1	5.2	5.0
Civil society entry and exit	6.8	6.8	6.8	6.8	6.8	6.2	6.2	6.0	5.3	5.7	5.8	5.8
Freedom of assembly	4.2	4.2	4.2	4.2	4.2	4.2	4.2	4.2	4.2	3.3	3.3	3.0
Freedom to form/run political parties	8.0	8.0	8.0	8.0	7.8	7.8	7.8	7.8	7.7	7.6	7.7	7.7
Civil society repression	5.1	5.1	5.1	5.1	5.1	4.8	4.8	4.8	3.6	3.8	3.9	3.6
Expression and information	6.2	6.1	6.0	5.9	6.0	6.1	6.0	6.0	5.1	4.2	4.2	4.0
Press killed	10.0	10.0	8.5	8.5	8.5	8.5	8.5	10.0	10.0	10.0	10.0	8.8
Press jailed	6.0	6.2	6.2	6.2	6.2	8.8	7.8	6.8	5.8	0.8	0.0	0.0
Academic and cultural expression	2.5	2.5	2.5	2.5	2.5	2.5	2.5	2.5	2.5	2.5	0.0	0.0
Harassment of journalists	6.5	6.5	6.5	6.5	6.5	5.4	5.4	5.4	5.9	5.8	5.7	5.4
Government censorship effort	5.1	5.1	5.1	5.1	5.1	5.1	5.3	5.3	4.4	4.4	4.4	4.4
Internet censorship effort	8.3	8.3	8.1	8.1	8.1	8.1	8.1	8.1	4.1	1.4	4.7	5.3
Media self-censorship	5.7	5.7	5.7	5.7	5.7	5.7	5.7	5.7	3.9	3.9	3.9	3.9
Media freedom	6.2	6.2	6.2	6.2	6.2	6.2	6.2	6.2	5.9	5.9	5.5	5.9
Freedom of expression	5.0	4.5	5.0	4.5	5.0	4.5	5.0	4.0	3.8	2.8	3.8	2.2
Relationships	5.1	5.1	5.1	5.6	5.6	5.6	5.6	5.6	5.6	6.2	6.2	6.2
Same-sex relationships	0.0	0.0	0.0	0.0	0.0	0.0	0.0	0.0	0.0	0.0	0.0	0.0
Divorce	7.5	7.5	7.5	7.5	7.5	7.5	7.5	7.5	7.5	7.5	7.5	7.5
Inheritance rights	5.0	5.0	5.0	5.0	5.0	5.0	5.0	5.0	5.0	7.5	7.5	7.5
Female genital mutilation	8.0	8.0	8.0	9.9	9.9	9.9	9.9	9.9	9.9	9.9	9.9	9.9

Note: The data source V-Dem = Varieties of Democracy; the data source CLD = Civil Liberty Dataset.

Ranking
6

CANADA

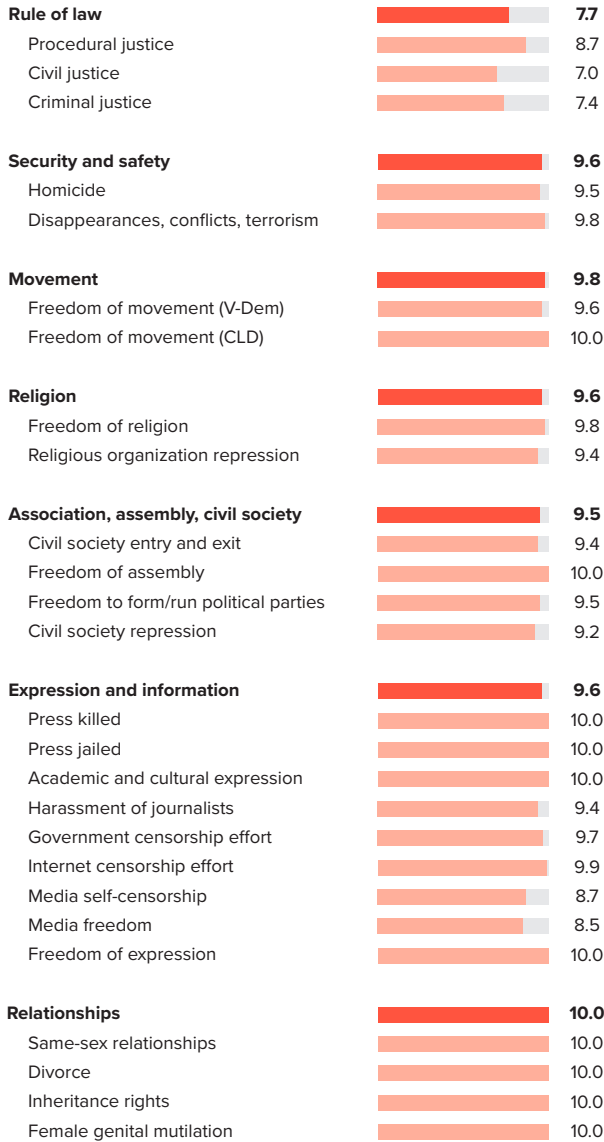
NORTH AMERICA

Score
8.85

PERSONAL FREEDOM

Ranking
8/165

Score
9.40



ECONOMIC FREEDOM

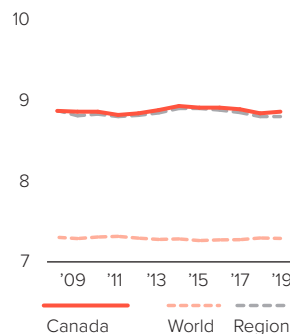
Ranking
14/165

Score
8.06

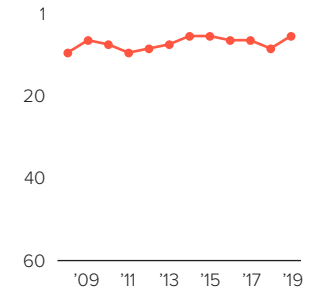


HUMAN FREEDOM

Score over time



Ranking over time



CANADA

NORTH AMERICA

	2008	2009	2010	2011	2012	2013	2014	2015	2016	2017	2018	2019
Human freedom	8.86	8.85	8.85	8.81	8.83	8.87	8.92	8.90	8.90	8.88	8.83	8.85
Ranking	10	7	8	10	9	8	6	6	7	7	9	6
Economic freedom	8.21	8.18	8.18	8.08	8.16	8.21	8.29	8.22	8.28	8.22	8.11	8.06
Personal freedom	9.33	9.33	9.33	9.33	9.31	9.34	9.38	9.39	9.35	9.34	9.35	9.40
Rule of law	7.7	7.7	7.7	7.7	7.4	7.4	7.7	7.7	7.7	7.7	7.7	7.7
Procedural justice	8.3	8.3	8.3	8.3	7.9	8.0	8.5	8.6	8.6	8.7	8.7	8.7
Civil justice	7.2	7.2	7.2	7.2	7.2	7.0	7.2	7.2	7.2	7.0	7.0	7.0
Criminal justice	7.5	7.5	7.5	7.5	7.2	7.2	7.4	7.4	7.4	7.3	7.4	7.4
Security and safety	9.6	9.6	9.6	9.6	9.6	9.7	9.7	9.7	9.6	9.6	9.5	9.6
Homicide	9.5	9.5	9.5	9.5	9.5	9.6	9.6	9.5	9.5	9.5	9.5	9.5
Disappearances, conflicts, terrorism	9.7	9.8	9.8	9.8	9.8	9.8	9.8	9.8	9.7	9.7	9.6	9.8
Movement	9.9	9.9	9.9	9.9	9.9	9.9	9.9	9.9	9.9	9.8	9.8	9.8
Freedom of movement (V-Dem)	9.9	9.9	9.9	9.9	9.9	9.8	9.8	9.8	9.8	9.6	9.6	9.6
Freedom of movement (CLD)	10.0	10.0	10.0	10.0	10.0	10.0	10.0	10.0	10.0	10.0	10.0	10.0
Religion	9.8	9.8	9.8	9.8	9.8	9.8	9.8	9.8	9.6	9.6	9.6	9.6
Freedom of religion	9.8	9.8	9.8	9.8	9.8	9.8	9.8	9.8	9.8	9.8	9.8	9.8
Religious organization repression	9.8	9.8	9.8	9.8	9.8	9.8	9.8	9.8	9.4	9.4	9.4	9.4
Association, assembly, civil society	9.1	9.1	9.1	9.1	9.1	9.1	9.1	9.2	9.2	9.3	9.3	9.5
Civil society entry and exit	8.2	8.2	8.2	8.2	8.2	8.2	8.2	8.2	8.2	8.4	8.4	9.4
Freedom of assembly	10.0	10.0	10.0	10.0	10.0	10.0	10.0	10.0	10.0	10.0	10.0	10.0
Freedom to form/run political parties	9.4	9.4	9.4	9.4	9.4	9.5	9.5	9.5	9.5	9.5	9.5	9.5
Civil society repression	8.7	8.7	8.7	8.7	8.7	8.7	8.7	9.0	9.2	9.2	9.2	9.2
Expression and information	9.3	9.3	9.3	9.3	9.3	9.4	9.4	9.4	9.4	9.4	9.5	9.6
Press killed	10.0	10.0	10.0	10.0	10.0	10.0	10.0	10.0	10.0	10.0	10.0	10.0
Press jailed	10.0	10.0	10.0	10.0	10.0	10.0	10.0	10.0	10.0	10.0	10.0	10.0
Academic and cultural expression	10.0	10.0	10.0	10.0	10.0	10.0	10.0	10.0	10.0	10.0	10.0	10.0
Harassment of journalists	8.9	8.9	8.9	8.9	8.9	8.8	8.7	9.0	9.0	9.0	9.0	9.4
Government censorship effort	9.4	9.4	9.4	9.4	9.4	9.4	9.4	9.4	9.4	9.4	9.7	9.7
Internet censorship effort	9.4	9.4	9.4	9.4	9.4	9.4	9.4	9.4	9.9	9.9	9.9	9.9
Media self-censorship	7.9	7.9	7.9	7.9	7.9	8.1	8.1	7.6	7.6	8.2	8.7	8.7
Media freedom	8.4	8.4	8.4	8.4	8.4	8.9	8.9	8.9	8.4	8.5	8.5	8.5
Freedom of expression	10.0	10.0	10.0	10.0	10.0	10.0	10.0	10.0	10.0	10.0	10.0	10.0
Relationships	9.9	9.9	9.9	9.9	9.9	10.0	10.0	10.0	10.0	10.0	10.0	10.0
Same-sex relationships	10.0	10.0	10.0	10.0	10.0	10.0	10.0	10.0	10.0	10.0	10.0	10.0
Divorce	10.0	10.0	10.0	10.0	10.0	10.0	10.0	10.0	10.0	10.0	10.0	10.0
Inheritance rights	10.0	10.0	10.0	10.0	10.0	10.0	10.0	10.0	10.0	10.0	10.0	10.0
Female genital mutilation	9.5	9.5	9.5	9.5	9.5	10.0	10.0	10.0	10.0	10.0	10.0	10.0

Note: The data source V-Dem = Varieties of Democracy; the data source CLD = Civil Liberty Dataset.

Ranking
147

CENTRAL AFRICAN REPUBLIC

SUB-SAHARAN AFRICA

Score
5.62

PERSONAL FREEDOM

Ranking
129/165

Score
5.81



ECONOMIC FREEDOM

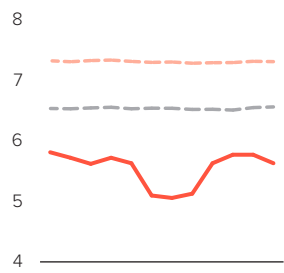
Ranking
156/165

Score
5.36

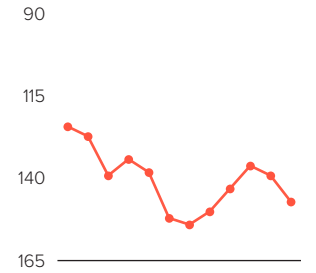


HUMAN FREEDOM

Score over time



Ranking over time



CENTRAL AFRICAN REPUBLIC

SUB-SAHARAN AFRICA

	2008	2009	2010	2011	2012	2013	2014	2015	2016	2017	2018	2019
Human freedom	5.8	5.71	5.61	5.71	5.62	5.09	5.05	5.12	5.62	5.76	5.76	5.62
Ranking	124	127	139	134	138	152	154	150	143	136	139	147
Economic freedom	5.39	5.44	5.33	5.40	5.30	5.66	4.92	4.81	5.25	5.29	5.33	5.36
Personal freedom	6.10	5.91	5.81	5.93	5.85	4.68	5.13	5.34	5.89	6.10	6.06	5.81
Rule of law	3.0	3.1	3.2	3.2	2.9	2.4	2.5	2.6	2.3	2.5	2.6	2.5
Procedural justice	-	-	-	-	-	-	-	-	-	-	-	-
Civil justice	-	-	-	-	-	-	-	-	-	-	-	-
Criminal justice	-	-	-	-	-	-	-	-	-	-	-	-
Security and safety	6.0	4.5	3.9	4.5	4.1	2.8	3.6	3.7	4.0	4.0	3.6	3.6
Homicide	4.3	4.3	4.3	4.3	4.3	4.3	4.3	4.3	4.2	4.2	4.2	4.2
Disappearances, conflicts, terrorism	7.8	4.8	3.5	4.8	4.0	1.4	3.0	3.2	3.9	3.9	3.0	3.0
Movement	5.4	5.4	5.4	5.4	5.4	4.2	4.2	4.5	7.0	7.1	7.0	7.0
Freedom of movement (V-Dem)	5.9	5.9	5.9	5.9	5.8	5.9	5.9	6.6	6.6	6.7	6.5	6.4
Freedom of movement (CLD)	5.0	5.0	5.0	5.0	5.0	2.5	2.5	2.5	7.5	7.5	7.5	7.5
Religion	8.7	8.7	8.7	8.7	8.7	4.8	6.9	7.5	8.1	8.4	8.6	8.3
Freedom of religion	7.9	7.9	7.9	7.9	7.9	4.6	5.2	6.3	7.6	7.6	8.0	8.3
Religious organization repression	9.5	9.5	9.5	9.5	9.5	4.9	8.7	8.7	8.7	9.2	9.2	8.3
Association, assembly, civil society	5.9	5.9	5.9	5.8	5.8	5.2	5.2	5.3	5.9	6.4	6.6	5.6
Civil society entry and exit	7.3	7.3	7.3	7.3	7.3	7.3	7.3	7.3	7.3	7.3	7.6	5.3
Freedom of assembly	4.5	4.5	4.5	4.0	4.0	2.5	2.5	2.8	4.5	4.5	4.5	4.5
Freedom to form/run political parties	7.9	7.9	7.8	7.8	7.8	8.1	8.1	8.1	8.3	8.2	8.5	8.1
Civil society repression	4.0	4.0	4.0	4.0	4.0	2.8	2.8	3.2	3.4	5.5	6.0	4.3
Expression and information	6.5	6.5	6.5	6.4	6.6	5.9	5.9	6.3	6.4	6.2	6.0	5.6
Press killed	10.0	10.0	10.0	10.0	10.0	10.0	3.4	3.4	3.4	3.4	0.0	0.0
Press jailed	10.0	10.0	10.0	10.0	10.0	10.0	10.0	10.0	10.0	10.0	10.0	10.0
Academic and cultural expression	2.5	2.5	2.5	2.5	2.5	2.5	2.5	2.5	2.5	2.5	2.5	2.5
Harassment of journalists	7.1	7.1	6.9	6.9	6.9	3.1	5.7	6.4	6.4	6.4	7.0	7.0
Government censorship effort	4.4	4.4	4.4	4.4	4.4	4.4	6.5	6.5	6.5	5.8	5.9	6.0
Internet censorship effort	9.2	9.2	9.2	9.2	9.2	8.9	9.5	9.8	9.8	9.8	9.8	8.7
Media self-censorship	4.1	4.1	4.1	4.1	4.1	4.0	4.5	4.6	4.6	4.6	5.0	4.5
Media freedom	5.8	5.8	5.8	5.8	5.8	4.5	6.4	7.3	7.3	6.7	6.7	4.9
Freedom of expression	5.5	5.0	5.5	5.0	6.0	5.5	5.0	6.0	6.8	6.8	6.8	6.8
Relationships	7.1	7.1	7.1	7.5	7.5	7.5	7.5	7.5	7.5	8.2	8.2	8.2
Same-sex relationships	10.0	10.0	10.0	10.0	10.0	10.0	10.0	10.0	10.0	10.0	10.0	10.0
Divorce	7.5	7.5	7.5	7.5	7.5	7.5	7.5	7.5	7.5	7.5	7.5	7.5
Inheritance rights	5.0	5.0	5.0	5.0	5.0	5.0	5.0	5.0	5.0	7.5	7.5	7.5
Female genital mutilation	6.0	6.0	6.0	7.4	7.4	7.6	7.6	7.6	7.6	7.6	7.6	7.8

Note: The data source V-Dem = Varieties of Democracy; the data source CLD = Civil Liberty Dataset.

Ranking
150

CHAD

SUB-SAHARAN AFRICA

Score
5.57

PERSONAL FREEDOM Ranking 138/165 Score 5.54

Rule of law **3.2**

- Procedural justice -
- Civil justice -
- Criminal justice -

Security and safety **5.4**

- Homicide 7.4
- Disappearances, conflicts, terrorism 3.3

Movement **7.5**

- Freedom of movement (V-Dem) 7.5
- Freedom of movement (CLD) 7.5

Religion **7.9**

- Freedom of religion 7.8
- Religious organization repression 7.9

Association, assembly, civil society **4.4**

- Civil society entry and exit 3.3
- Freedom of assembly 3.5
- Freedom to form/run political parties 7.0
- Civil society repression 3.8

Expression and information **5.1**

- Press killed 8.1
- Press jailed 8.5
- Academic and cultural expression 2.5
- Harassment of journalists 8.0
- Government censorship effort 0.7
- Internet censorship effort 4.4
- Media self-censorship 4.3
- Media freedom 5.5
- Freedom of expression 4.0

Relationships **5.4**

- Same-sex relationships 5.0
- Divorce 5.0
- Inheritance rights 5.0
- Female genital mutilation 6.6

ECONOMIC FREEDOM Ranking 152/165 Score 5.60

Size of government **8.6**

- Government consumption 10.0
- Transfers and subsidies 9.9
- Government investment 7.2
- Top marginal tax rate 8.0
- State ownership of assets 7.9

Legal system and property rights **2.7**

- Judicial independence 3.2
- Impartial courts 3.2
- Protection of property rights 3.6
- Military interference -
- Integrity of the legal system 2.4
- Legal enforcement of contracts 2.2
- Regulatory costs 6.8
- Reliability of police 3.3

Sound money **6.8**

- Money growth 9.4
- Standard deviation of inflation 7.8
- Inflation: Most recent year 9.8
- Freedom to own foreign currency 0.0

Freedom to trade internationally **5.1**

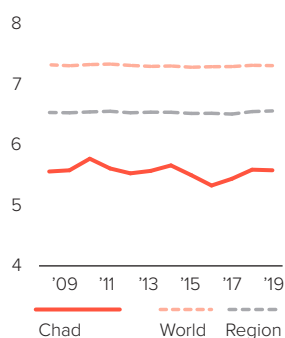
- Tariffs 6.3
- Regulatory trade barriers 2.4
- Black-market exchange rates 10.0
- Movement of capital and people 1.6

Regulation **4.9**

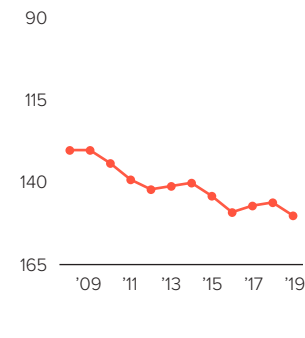
- Credit market regulations 6.0
- Labor market regulations 5.4
- Business regulations 3.3

HUMAN FREEDOM

Score over time



Ranking over time



CHAD

SUB-SAHARAN AFRICA

	2008	2009	2010	2011	2012	2013	2014	2015	2016	2017	2018	2019
Human freedom	5.55	5.57	5.76	5.60	5.52	5.56	5.65	5.49	5.32	5.43	5.58	5.57
Ranking	130	130	134	139	142	141	140	144	149	147	146	150
Economic freedom	5.35	5.29	5.48	5.15	4.94	5.12	5.14	5.22	5.32	5.43	5.56	5.60
Personal freedom	5.69	5.77	5.95	5.92	5.93	5.88	6.01	5.68	5.32	5.43	5.60	5.54
Rule of law	2.7	2.8	2.8	2.9	2.9	3.0	3.4	3.3	3.0	3.2	3.1	3.2
Procedural justice	-	-	-	-	-	-	-	-	-	-	-	-
Civil justice	-	-	-	-	-	-	-	-	-	-	-	-
Criminal justice	-	-	-	-	-	-	-	-	-	-	-	-
Security and safety	5.4	5.9	6.8	6.6	6.9	7.0	6.9	4.5	5.8	6.0	5.5	5.4
Homicide	7.2	7.2	7.2	7.2	7.2	7.4	7.4	7.4	7.4	7.4	7.4	7.4
Disappearances, conflicts, terrorism	3.6	4.5	6.4	5.9	6.6	6.6	6.5	1.6	4.2	4.6	3.6	3.3
Movement	7.4	7.5	7.6	7.6	7.6	7.6	7.6	7.4	7.4	7.4	7.5	7.5
Freedom of movement (V-Dem)	7.3	7.5	7.6	7.6	7.6	7.8	7.6	7.4	7.4	7.2	7.5	7.5
Freedom of movement (CLD)	7.5	7.5	7.5	7.5	7.5	7.5	7.5	7.5	7.5	7.5	7.5	7.5
Religion	8.2	8.2	8.2	8.2	8.2	7.7	8.4	8.4	7.6	7.5	7.6	7.9
Freedom of religion	8.1	8.1	8.1	8.1	8.1	7.4	8.6	8.6	7.4	7.4	7.4	7.8
Religious organization repression	8.4	8.4	8.4	8.4	8.4	8.1	8.1	8.1	7.8	7.6	7.9	7.9
Association, assembly, civil society	4.8	4.7	5.0	5.0	4.8	4.6	4.6	4.9	4.7	4.5	4.4	4.4
Civil society entry and exit	3.7	3.7	3.7	3.7	3.7	3.0	3.0	3.1	3.0	3.3	3.3	3.3
Freedom of assembly	3.8	3.5	4.3	4.7	3.8	3.8	3.8	4.7	3.8	3.8	3.8	3.5
Freedom to form/run political parties	7.4	7.4	7.4	7.4	7.4	7.4	7.4	7.4	7.4	7.0	6.8	7.0
Civil society repression	4.3	4.3	4.3	4.3	4.3	4.3	4.3	4.6	4.6	3.8	3.8	3.8
Expression and information	6.0	5.9	6.0	6.1	6.0	6.0	6.1	6.1	6.1	5.5	5.7	5.1
Press killed	10.0	10.0	10.0	10.0	10.0	10.0	10.0	10.0	10.0	10.0	10.0	8.1
Press jailed	10.0	10.0	10.0	10.0	10.0	10.0	10.0	10.0	10.0	10.0	10.0	8.5
Academic and cultural expression	2.5	2.5	2.5	2.5	2.5	2.5	2.5	2.5	2.5	2.5	2.5	2.5
Harassment of journalists	7.5	7.5	7.5	7.5	7.5	7.8	7.8	8.0	8.0	6.3	6.4	8.0
Government censorship effort	2.4	2.8	2.8	3.0	3.0	3.0	3.0	3.0	3.0	1.1	1.6	0.7
Internet censorship effort	8.5	8.5	8.5	7.9	7.9	7.3	7.3	7.3	7.1	6.7	7.0	4.4
Media self-censorship	4.2	4.2	4.2	4.2	4.2	3.9	3.8	3.8	3.8	3.8	3.5	4.3
Media freedom	4.3	4.3	4.3	4.3	4.3	5.8	5.8	5.8	5.8	5.5	5.5	5.5
Freedom of expression	4.5	3.5	4.0	5.2	4.5	3.5	4.5	4.0	4.5	4.0	4.5	4.0
Relationships	5.4	5.4	5.4	5.1	5.1	5.2	5.2	5.2	2.6	4.0	5.3	5.4
Same-sex relationships	10.0	10.0	10.0	10.0	10.0	10.0	10.0	10.0	0.0	0.0	5.0	5.0
Divorce	5.0	5.0	5.0	5.0	5.0	5.0	5.0	5.0	5.0	5.0	5.0	5.0
Inheritance rights	0.0	0.0	0.0	0.0	0.0	0.0	0.0	0.0	0.0	5.0	5.0	5.0
Female genital mutilation	6.4	6.4	6.4	5.5	5.5	5.6	5.6	5.6	5.6	6.2	6.2	6.6

Note: The data source V-Dem = Varieties of Democracy; the data source CLD = Civil Liberty Dataset.

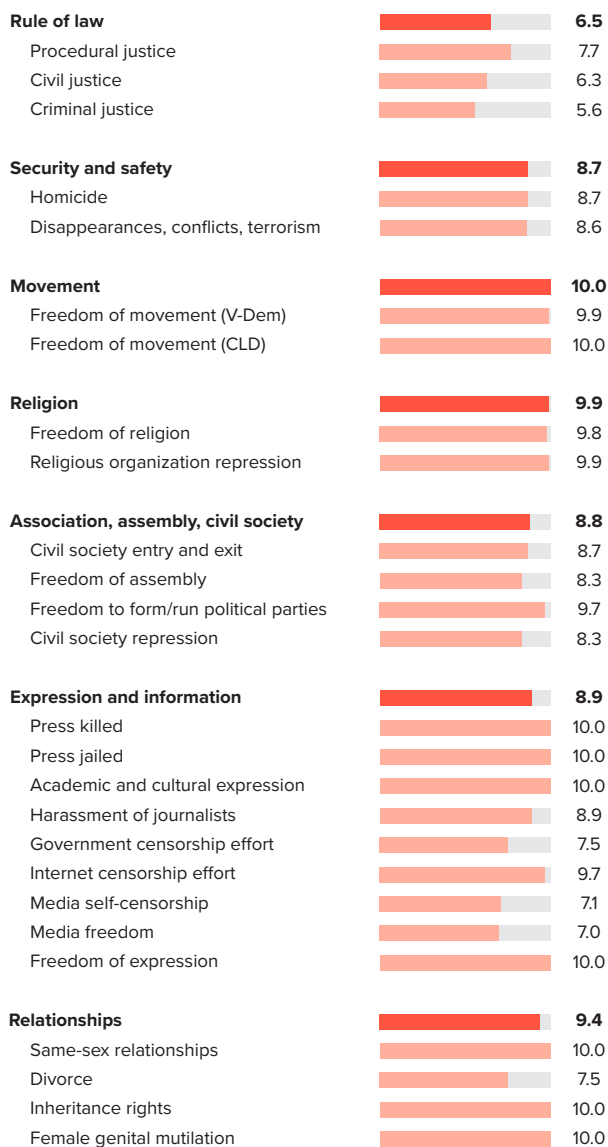
Ranking
28

CHILE

LATIN AMERICA & THE CARIBBEAN

Score
8.44

PERSONAL FREEDOM Ranking 31/165 Score 8.86

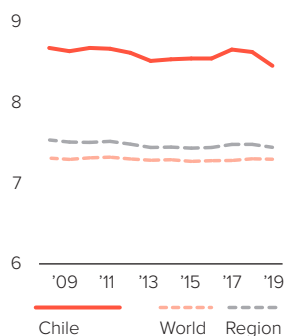


ECONOMIC FREEDOM Ranking 29/165 Score 7.85

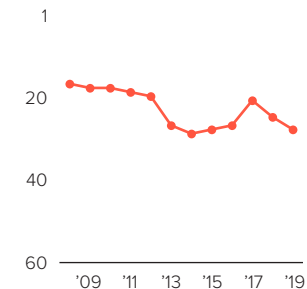


HUMAN FREEDOM

Score over time



Ranking over time



CHILE

LATIN AMERICA & THE CARIBBEAN

	2008	2009	2010	2011	2012	2013	2014	2015	2016	2017	2018	2019
Human freedom	8.66	8.62	8.66	8.65	8.60	8.50	8.52	8.53	8.53	8.64	8.61	8.44
Ranking	17	18	18	19	20	27	29	28	27	21	25	28
Economic freedom	7.97	7.89	7.93	7.94	7.85	7.87	7.91	7.90	7.90	7.91	7.93	7.85
Personal freedom	9.14	9.14	9.17	9.15	9.13	8.95	8.96	8.97	8.98	9.16	9.09	8.86
Rule of law	6.7	6.7	6.7	6.7	6.5	6.5	6.7	6.5	6.5	6.6	6.5	6.5
Procedural justice	7.6	7.6	7.6	7.6	7.6	7.8	7.8	7.7	7.7	7.8	7.7	7.7
Civil justice	6.6	6.6	6.6	6.6	6.1	6.1	6.4	6.3	6.3	6.3	6.3	6.3
Criminal justice	6.0	6.0	6.0	6.0	5.7	5.6	5.8	5.6	5.6	5.7	5.6	5.6
Security and safety	9.3	9.3	9.4	9.3	9.5	9.5	9.3	9.4	9.4	9.2	9.1	8.7
Homicide	9.0	8.9	9.1	8.9	9.3	9.1	9.0	9.0	9.0	8.8	8.7	8.7
Disappearances, conflicts, terrorism	9.7	9.6	9.6	9.6	9.7	9.8	9.6	9.7	9.7	9.7	9.4	8.6
Movement	10.0	10.0	10.0	10.0	10.0	10.0	10.0	10.0	10.0	10.0	10.0	10.0
Freedom of movement (V-Dem)	9.9	9.9	9.9	9.9	9.9	9.9	9.9	9.9	9.9	9.9	9.9	9.9
Freedom of movement (CLD)	10.0	10.0	10.0	10.0	10.0	10.0	10.0	10.0	10.0	10.0	10.0	10.0
Religion	9.9	9.9	9.9	9.9	9.9	9.9	9.9	9.9	9.9	9.9	9.9	9.9
Freedom of religion	9.8	9.8	9.8	9.8	9.8	9.8	9.8	9.8	9.8	9.8	9.8	9.8
Religious organization repression	9.9	9.9	9.9	9.9	9.9	9.9	9.9	9.9	9.9	9.9	9.9	9.9
Association, assembly, civil society	9.5	9.5	9.5	9.4	9.4	9.4	9.4	9.7	9.6	9.6	9.5	8.8
Civil society entry and exit	9.3	9.3	9.3	9.3	9.3	9.3	9.3	9.2	9.0	9.0	9.0	8.7
Freedom of assembly	9.2	9.2	9.2	8.8	8.8	8.8	8.8	10.0	10.0	10.0	10.0	8.3
Freedom to form/run political parties	9.7	9.7	9.7	9.7	9.7	9.7	9.7	9.8	9.8	9.8	9.8	9.7
Civil society repression	9.8	9.8	9.8	9.8	9.8	9.6	9.6	9.7	9.7	9.7	9.1	8.3
Expression and information	9.3	9.3	9.4	9.4	9.4	9.4	9.4	9.3	9.4	9.4	9.4	8.9
Press killed	10.0	10.0	10.0	10.0	10.0	10.0	10.0	10.0	10.0	10.0	10.0	10.0
Press jailed	10.0	10.0	10.0	10.0	10.0	10.0	10.0	10.0	10.0	10.0	10.0	10.0
Academic and cultural expression	10.0	10.0	10.0	10.0	10.0	10.0	10.0	10.0	10.0	10.0	10.0	10.0
Harassment of journalists	9.1	9.1	9.1	9.1	9.6	9.6	9.6	9.6	9.6	9.6	9.6	8.9
Government censorship effort	9.5	9.5	9.5	9.5	9.5	9.5	9.5	9.1	9.1	9.1	9.4	7.5
Internet censorship effort	9.9	9.9	9.9	9.9	9.9	9.9	9.9	9.9	9.9	9.9	9.7	9.7
Media self-censorship	7.4	7.4	7.4	7.4	7.4	7.4	7.4	7.4	7.4	7.4	7.4	7.1
Media freedom	8.7	8.7	8.7	8.7	8.7	8.7	8.7	8.2	8.2	8.8	8.2	7.0
Freedom of expression	8.8	8.8	10.0	10.0	9.5	9.5	9.5	9.5	10.0	10.0	10.0	10.0
Relationships	9.4	9.4	9.4	9.4	9.4	8.1	8.1	8.1	8.1	9.4	9.4	9.4
Same-sex relationships	10.0	10.0	10.0	10.0	10.0	10.0	10.0	10.0	10.0	10.0	10.0	10.0
Divorce	7.5	7.5	7.5	7.5	7.5	7.5	7.5	7.5	7.5	7.5	7.5	7.5
Inheritance rights	10.0	10.0	10.0	10.0	10.0	5.0	5.0	5.0	5.0	10.0	10.0	10.0
Female genital mutilation	10.0	10.0	10.0	10.0	10.0	10.0	10.0	10.0	10.0	10.0	10.0	10.0

Note: The data source V-Dem = Varieties of Democracy; the data source CLD = Civil Liberty Dataset.

Ranking
150

CHINA

EAST ASIA

Score
5.57

PERSONAL FREEDOM Ranking 154/165 Score 4.87

Rule of law **4.4**

- Procedural justice 3.5
- Civil justice 5.4
- Criminal justice 4.5

Security and safety **8.5**

- Homicide 9.8
- Disappearances, conflicts, terrorism 7.2

Movement **5.1**

- Freedom of movement (V-Dem) 5.2
- Freedom of movement (CLD) 5.0

Religion **1.7**

- Freedom of religion 1.6
- Religious organization repression 1.9

Association, assembly, civil society **1.7**

- Civil society entry and exit 1.0
- Freedom of assembly 2.3
- Freedom to form/run political parties 1.6
- Civil society repression 1.8

Expression and information **2.7**

- Press killed 10.0
- Press jailed 6.0
- Academic and cultural expression 0.0
- Harassment of journalists 0.3
- Government censorship effort 0.4
- Internet censorship effort 2.2
- Media self-censorship 1.4
- Media freedom 1.3
- Freedom of expression 2.2

Relationships **10.0**

- Same-sex relationships 10.0
- Divorce 10.0
- Inheritance rights 10.0
- Female genital mutilation 10.0

ECONOMIC FREEDOM Ranking 116/165 Score 6.53

Size of government **6.1**

- Government consumption 2.9
- Transfers and subsidies 8.3
- Government investment 9.2
- Top marginal tax rate 6.0
- State ownership of assets 4.0

Legal system and property rights **5.2**

- Judicial independence 4.3
- Impartial courts 5.1
- Protection of property rights 6.0
- Military interference 5.0
- Integrity of the legal system 4.4
- Legal enforcement of contracts 4.8
- Regulatory costs 8.3
- Reliability of police 6.0

Sound money **8.4**

- Money growth 9.9
- Standard deviation of inflation 9.3
- Inflation: Most recent year 9.4
- Freedom to own foreign currency 5.0

Freedom to trade internationally **6.7**

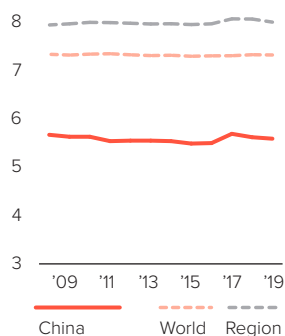
- Tariffs 8.5
- Regulatory trade barriers 7.2
- Black-market exchange rates 10.0
- Movement of capital and people 1.1

Regulation **6.3**

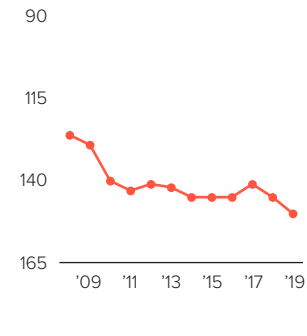
- Credit market regulations 6.8
- Labor market regulations 5.5
- Business regulations 6.6

HUMAN FREEDOM

Score over time



Ranking over time



CHINA

EAST ASIA

	2008	2009	2010	2011	2012	2013	2014	2015	2016	2017	2018	2019
Human freedom	5.65	5.61	5.61	5.52	5.53	5.53	5.52	5.47	5.48	5.67	5.60	5.57
Ranking	126	129	140	143	141	142	145	145	145	141	145	150
Economic freedom	6.01	6.05	6.02	6.07	6.13	6.20	6.21	6.24	6.27	6.50	6.54	6.53
Personal freedom	5.40	5.30	5.31	5.13	5.10	5.04	5.03	4.92	4.91	5.07	4.93	4.87
Rule of law	4.7	4.7	4.7	4.7	4.2	4.4	4.6	4.7	4.7	4.8	4.4	4.4
Procedural justice	4.3	4.3	4.3	4.3	4.0	3.9	4.0	4.0	4.0	4.2	3.5	3.5
Civil justice	4.3	4.3	4.3	4.3	4.1	4.8	5.2	5.4	5.4	5.4	5.4	5.4
Criminal justice	5.4	5.4	5.4	5.4	4.3	4.5	4.7	4.8	4.8	4.7	4.5	4.5
Security and safety	8.7	8.0	8.0	8.0	8.4	8.3	8.1	8.0	8.1	8.4	8.5	8.5
Homicide	9.7	9.7	9.7	9.7	9.8	9.8	9.8	9.8	9.8	9.8	9.8	9.8
Disappearances, conflicts, terrorism	7.8	6.2	6.3	6.2	7.0	6.9	6.5	6.3	6.3	7.0	7.1	7.2
Movement	5.3	5.3	5.3	5.3	5.3	5.2	5.2	5.3	5.3	5.2	5.2	5.1
Freedom of movement (V-Dem)	5.6	5.7	5.7	5.7	5.7	5.5	5.5	5.6	5.6	5.5	5.5	5.2
Freedom of movement (CLD)	5.0	5.0	5.0	5.0	5.0	5.0	5.0	5.0	5.0	5.0	5.0	5.0
Religion	3.0	3.0	3.0	3.0	3.0	2.8	2.8	2.4	2.3	2.1	1.9	1.7
Freedom of religion	2.3	2.3	2.3	2.2	2.2	2.5	2.4	2.2	2.2	1.6	1.6	1.6
Religious organization repression	3.7	3.7	3.8	3.8	3.7	3.2	3.2	2.6	2.5	2.6	2.2	1.9
Association, assembly, civil society	2.2	2.2	2.2	2.2	2.2	2.1	2.1	1.8	1.8	1.8	1.7	1.7
Civil society entry and exit	2.0	2.0	2.0	2.0	1.9	1.8	1.8	1.5	1.5	1.2	1.0	1.0
Freedom of assembly	2.3	2.3	2.3	2.3	2.3	2.3	2.3	2.3	2.3	2.3	2.3	2.3
Freedom to form/run political parties	1.5	1.5	1.5	1.5	1.5	1.2	1.2	1.2	1.2	1.5	1.4	1.6
Civil society repression	3.0	3.0	3.1	3.1	3.1	3.0	3.2	2.4	2.4	2.3	2.1	1.8
Expression and information	3.9	3.9	3.9	3.9	3.9	3.7	3.6	3.4	3.3	3.2	2.7	2.7
Press killed	10.0	10.0	10.0	10.0	10.0	10.0	10.0	10.0	10.0	10.0	10.0	10.0
Press jailed	7.0	7.3	7.3	7.4	7.4	7.3	6.9	6.7	6.5	6.4	6.1	6.0
Academic and cultural expression	2.5	2.5	2.5	2.5	2.5	2.5	2.5	2.5	2.5	2.5	0.0	0.0
Harassment of journalists	2.5	2.3	2.4	2.4	2.4	1.6	1.4	1.0	0.9	0.5	0.4	0.3
Government censorship effort	1.4	1.4	1.4	1.4	1.5	1.1	1.1	0.6	0.6	0.4	0.4	0.4
Internet censorship effort	2.9	2.9	2.8	2.8	2.8	3.0	3.0	3.0	3.0	3.0	2.4	2.2
Media self-censorship	2.7	2.7	2.7	2.7	2.7	2.5	2.5	1.9	1.9	1.6	1.6	1.4
Media freedom	3.5	3.5	3.5	3.5	3.5	2.9	2.4	2.4	2.4	1.8	1.6	1.3
Freedom of expression	2.2	2.2	2.2	2.2	2.2	2.2	2.2	2.2	2.2	2.2	2.2	2.2
Relationships	10.0	10.0	10.0	8.8	8.8	8.8	8.8	8.8	8.8	10.0	10.0	10.0
Same-sex relationships	10.0	10.0	10.0	10.0	10.0	10.0	10.0	10.0	10.0	10.0	10.0	10.0
Divorce	10.0	10.0	10.0	10.0	10.0	10.0	10.0	10.0	10.0	10.0	10.0	10.0
Inheritance rights	10.0	10.0	10.0	5.0	5.0	5.0	5.0	5.0	5.0	10.0	10.0	10.0
Female genital mutilation	10.0	10.0	10.0	10.0	10.0	10.0	10.0	10.0	10.0	10.0	10.0	10.0

Note: The data source V-Dem = Varieties of Democracy; the data source CLD = Civil Liberty Dataset.

Ranking
89

COLOMBIA

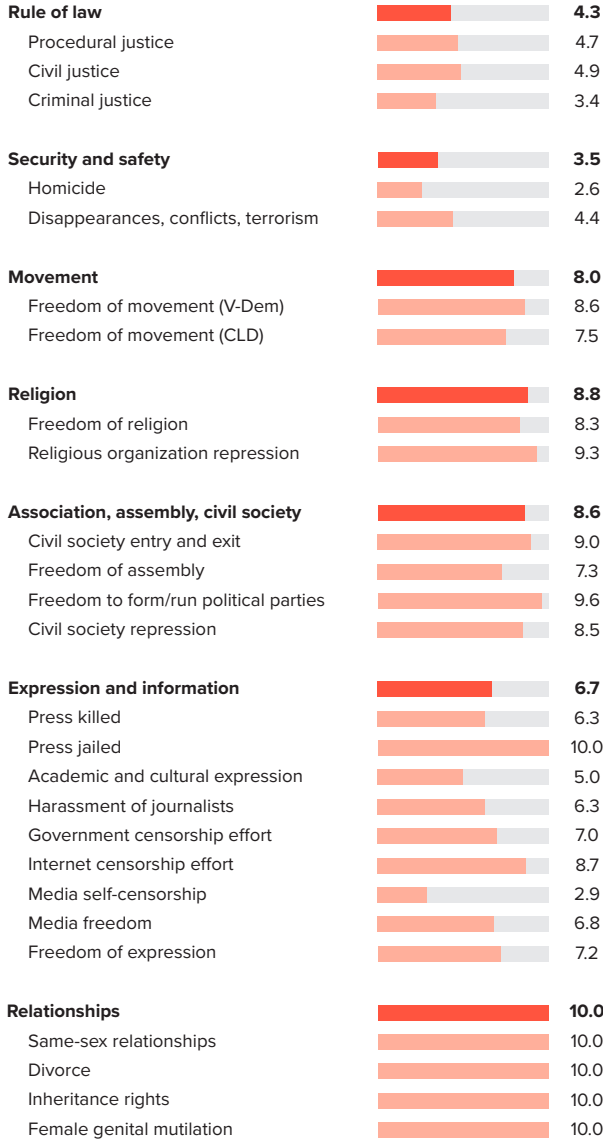
LATIN AMERICA & THE CARIBBEAN

Score
7.01

PERSONAL FREEDOM

Ranking
95/165

Score
7.14



ECONOMIC FREEDOM

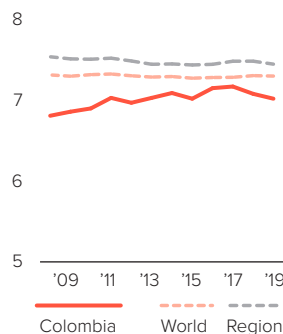
Ranking
92/165

Score
6.82

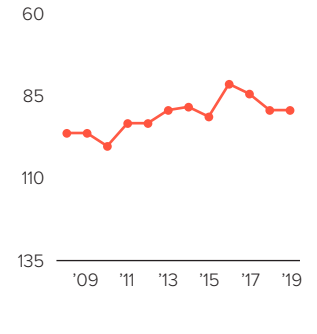


HUMAN FREEDOM

Score over time



Ranking over time



COLOMBIA

LATIN AMERICA & THE CARIBBEAN

	2008	2009	2010	2011	2012	2013	2014	2015	2016	2017	2018	2019
Human freedom	6.80	6.85	6.89	7.02	6.96	7.02	7.08	7.01	7.14	7.16	7.07	7.01
Ranking	96	96	100	93	93	89	88	91	81	84	89	89
Economic freedom	6.66	6.68	6.72	6.76	6.84	6.81	6.69	6.69	6.74	6.75	6.78	6.82
Personal freedom	6.91	6.98	7.01	7.21	7.05	7.18	7.36	7.23	7.42	7.45	7.28	7.14
Rule of law	4.8	4.8	4.8	4.8	4.5	4.5	4.5	4.4	4.4	4.3	4.3	4.3
Procedural justice	4.6	4.6	4.6	4.6	5.1	5.1	5.0	5.0	5.0	4.7	4.7	4.7
Civil justice	5.4	5.4	5.4	5.4	5.0	5.1	5.0	4.9	4.9	4.8	4.9	4.9
Criminal justice	4.3	4.3	4.3	4.3	3.5	3.4	3.4	3.4	3.4	3.3	3.4	3.4
Security and safety	2.2	2.1	2.5	2.8	2.0	2.7	3.3	3.2	4.4	4.3	3.8	3.5
Homicide	0.0	0.0	0.2	0.0	0.0	0.5	1.9	2.3	2.6	2.8	2.6	2.6
Disappearances, conflicts, terrorism	4.4	4.2	4.8	5.7	4.0	4.8	4.8	4.1	6.2	5.9	5.0	4.4
Movement	7.9	7.9	8.1	8.1	8.1	8.2	8.2	8.2	8.2	8.2	8.3	8.0
Freedom of movement (V-Dem)	8.4	8.4	8.6	8.7	8.7	8.9	8.9	8.9	8.9	8.9	9.1	8.6
Freedom of movement (CLD)	7.5	7.5	7.5	7.5	7.5	7.5	7.5	7.5	7.5	7.5	7.5	7.5
Religion	9.2	9.8	9.2	9.2	9.2	9.1	9.6	9.0	9.0	9.2	9.0	8.8
Freedom of religion	8.6	9.8	8.6	8.6	8.6	8.6	9.6	8.4	8.4	8.6	8.5	8.3
Religious organization repression	9.9	9.9	9.9	9.9	9.9	9.5	9.5	9.5	9.5	9.8	9.6	9.3
Association, assembly, civil society	7.5	7.6	7.7	8.2	8.3	8.8	8.8	8.8	8.8	8.9	8.5	8.6
Civil society entry and exit	6.9	6.9	6.9	7.8	7.8	9.0	9.0	9.0	9.0	9.0	8.2	9.0
Freedom of assembly	6.2	6.5	6.5	6.5	6.5	6.5	6.5	6.5	6.5	7.3	7.3	7.3
Freedom to form/run political parties	9.8	9.8	9.8	9.8	9.8	9.8	9.8	9.8	9.8	9.8	9.8	9.6
Civil society repression	7.4	7.4	7.5	8.8	8.9	9.8	9.8	9.8	9.8	9.3	8.8	8.5
Expression and information	6.7	6.6	6.8	7.3	7.2	7.0	7.2	7.1	7.2	7.3	7.0	6.7
Press killed	6.5	5.2	5.3	6.0	4.8	3.5	4.8	4.3	4.9	5.6	5.7	6.3
Press jailed	9.4	9.4	9.4	10.0	10.0	10.0	10.0	10.0	10.0	10.0	10.0	10.0
Academic and cultural expression	5.0	5.0	5.0	5.0	5.0	5.0	5.0	5.0	5.0	5.0	5.0	5.0
Harassment of journalists	6.3	6.5	7.3	7.9	7.9	7.9	7.9	7.7	8.3	8.1	7.5	6.3
Government censorship effort	6.2	6.2	6.6	8.2	8.3	8.3	8.3	8.3	7.6	8.4	7.6	7.0
Internet censorship effort	9.4	9.4	9.4	9.6	9.6	9.6	9.6	9.6	9.6	9.6	9.4	8.7
Media self-censorship	3.4	3.4	3.8	5.0	5.0	4.2	4.2	4.2	5.1	4.8	3.9	2.9
Media freedom	7.1	7.1	7.3	7.4	7.4	7.4	7.4	7.4	7.0	6.9	6.4	6.8
Freedom of expression	6.8	6.8	7.2	6.8	7.2	6.8	7.2	7.2	7.2	7.2	7.2	7.2
Relationships	10.0	10.0	10.0	10.0	10.0	10.0	10.0	10.0	10.0	10.0	10.0	10.0
Same-sex relationships	10.0	10.0	10.0	10.0	10.0	10.0	10.0	10.0	10.0	10.0	10.0	10.0
Divorce	10.0	10.0	10.0	10.0	10.0	10.0	10.0	10.0	10.0	10.0	10.0	10.0
Inheritance rights	10.0	10.0	10.0	10.0	10.0	10.0	10.0	10.0	10.0	10.0	10.0	10.0
Female genital mutilation	10.0	10.0	10.0	10.0	10.0	10.0	10.0	10.0	10.0	10.0	10.0	10.0

Note: The data source V-Dem = Varieties of Democracy; the data source CLD = Civil Liberty Dataset.

Ranking
130

COMOROS

SUB-SAHARAN AFRICA

Score
6.07

PERSONAL FREEDOM Ranking 132/165 Score 5.73

Rule of law **3.5**

- Procedural justice -
- Civil justice -
- Criminal justice -

Security and safety **8.2**

- Homicide 7.8
- Disappearances, conflicts, terrorism 8.7

Movement **7.9**

- Freedom of movement (V-Dem) 8.3
- Freedom of movement (CLD) 7.5

Religion **4.8**

- Freedom of religion 5.2
- Religious organization repression 4.3

Association, assembly, civil society **6.8**

- Civil society entry and exit 7.2
- Freedom of assembly 3.8
- Freedom to form/run political parties 8.9
- Civil society repression 7.5

Expression and information **5.8**

- Press killed 10.0
- Press jailed 0.0
- Academic and cultural expression 2.5
- Harassment of journalists 8.6
- Government censorship effort 5.3
- Internet censorship effort 8.8
- Media self-censorship 6.0
- Media freedom 5.7
- Freedom of expression 5.0

Relationships **3.1**

- Same-sex relationships 0.0
- Divorce 2.5
- Inheritance rights 0.0
- Female genital mutilation 10.0

ECONOMIC FREEDOM Ranking 113/165 Score 6.55

Size of government **6.7**

- Government consumption 8.8
- Transfers and subsidies -
- Government investment 4.8
- Top marginal tax rate 9.0
- State ownership of assets 4.4

Legal system and property rights **3.8**

- Judicial independence 6.1
- Impartial courts 3.9
- Protection of property rights 4.3
- Military interference -
- Integrity of the legal system 3.8
- Legal enforcement of contracts 1.6
- Regulatory costs 6.9
- Reliability of police -

Sound money **7.1**

- Money growth 9.6
- Standard deviation of inflation 9.6
- Inflation: Most recent year 9.3
- Freedom to own foreign currency 0.0

Freedom to trade internationally **7.1**

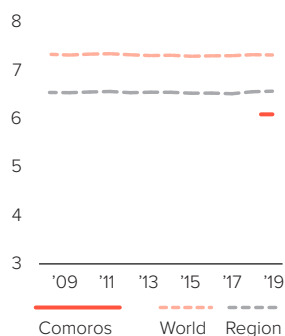
- Tariffs 6.9
- Regulatory trade barriers 6.4
- Black-market exchange rates 10.0
- Movement of capital and people 5.3

Regulation **7.9**

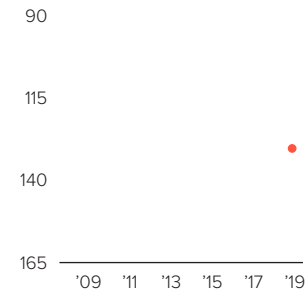
- Credit market regulations 9.3
- Labor market regulations 7.8
- Business regulations 6.8

HUMAN FREEDOM

Score over time



Ranking over time



COMOROS

SUB-SAHARAN AFRICA

	2008	2009	2010	2011	2012	2013	2014	2015	2016	2017	2018	2019
Human freedom	-	-	-	-	-	-	-	-	-	-	-	6.07
Ranking	-	-	-	-	-	-	-	-	-	-	-	130
Economic freedom	-	-	-	-	-	-	-	-	-	-	-	6.55
Personal freedom	-	-	-	-	-	-	-	-	-	-	-	5.73
Rule of law	-	-	-	-	-	-	-	-	-	-	-	3.5
Procedural justice	-	-	-	-	-	-	-	-	-	-	-	-
Civil justice	-	-	-	-	-	-	-	-	-	-	-	-
Criminal justice	-	-	-	-	-	-	-	-	-	-	-	-
Security and safety	-	-	-	-	-	-	-	-	-	-	-	8.2
Homicide	-	-	-	-	-	-	-	-	-	-	-	7.8
Disappearances, conflicts, terrorism	-	-	-	-	-	-	-	-	-	-	-	8.7
Movement	-	-	-	-	-	-	-	-	-	-	-	7.9
Freedom of movement (V-Dem)	-	-	-	-	-	-	-	-	-	-	-	8.3
Freedom of movement (CLD)	-	-	-	-	-	-	-	-	-	-	-	7.5
Religion	-	-	-	-	-	-	-	-	-	-	-	4.8
Freedom of religion	-	-	-	-	-	-	-	-	-	-	-	5.2
Religious organization repression	-	-	-	-	-	-	-	-	-	-	-	4.3
Association, assembly, civil society	-	-	-	-	-	-	-	-	-	-	-	6.8
Civil society entry and exit	-	-	-	-	-	-	-	-	-	-	-	7.2
Freedom of assembly	-	-	-	-	-	-	-	-	-	-	-	3.8
Freedom to form/run political parties	-	-	-	-	-	-	-	-	-	-	-	8.9
Civil society repression	-	-	-	-	-	-	-	-	-	-	-	7.5
Expression and information	-	-	-	-	-	-	-	-	-	-	-	5.8
Press killed	-	-	-	-	-	-	-	-	-	-	-	10.0
Press jailed	-	-	-	-	-	-	-	-	-	-	-	0.0
Academic and cultural expression	-	-	-	-	-	-	-	-	-	-	-	2.5
Harassment of journalists	-	-	-	-	-	-	-	-	-	-	-	8.6
Government censorship effort	-	-	-	-	-	-	-	-	-	-	-	5.3
Internet censorship effort	-	-	-	-	-	-	-	-	-	-	-	8.8
Media self-censorship	-	-	-	-	-	-	-	-	-	-	-	6.0
Media freedom	-	-	-	-	-	-	-	-	-	-	-	5.7
Freedom of expression	-	-	-	-	-	-	-	-	-	-	-	5.0
Relationships	-	-	-	-	-	-	-	-	-	-	-	3.1
Same-sex relationships	-	-	-	-	-	-	-	-	-	-	-	0.0
Divorce	-	-	-	-	-	-	-	-	-	-	-	2.5
Inheritance rights	-	-	-	-	-	-	-	-	-	-	-	0.0
Female genital mutilation	-	-	-	-	-	-	-	-	-	-	-	10.0

Note: The data source V-Dem = Varieties of Democracy; the data source CLD = Civil Liberty Dataset.

Ranking
147

CONGO, DEM. REP.

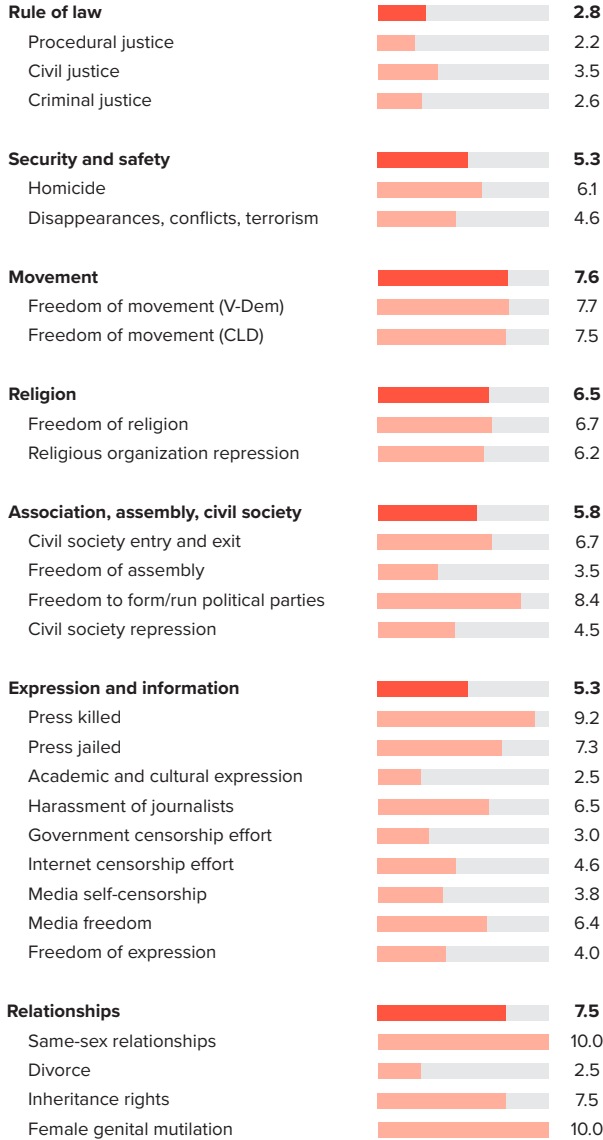
SUB-SAHARAN AFRICA

Score
5.62

PERSONAL FREEDOM

Ranking
129/165

Score
5.81



ECONOMIC FREEDOM

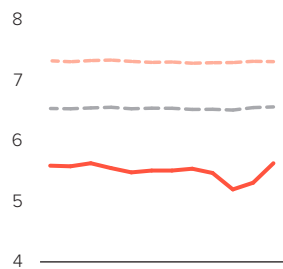
Ranking
156/165

Score
5.36

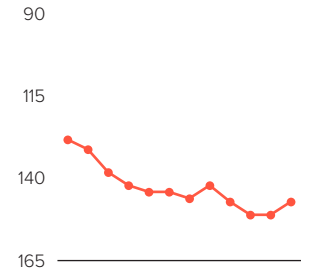


HUMAN FREEDOM

Score over time



Ranking over time



Legend: Congo, Dem. Rep. (solid red line), World (dashed red line), Region (dashed grey line)

CONGO, DEM. REP.

SUB-SAHARAN AFRICA

	2008	2009	2010	2011	2012	2013	2014	2015	2016	2017	2018	2019
Human freedom	5.58	5.57	5.62	5.54	5.47	5.50	5.50	5.53	5.46	5.19	5.30	5.62
Ranking	128	131	138	142	144	144	146	142	147	151	151	147
Economic freedom	5.29	5.46	5.51	5.56	5.61	5.56	5.43	5.60	5.75	4.96	5.17	5.36
Personal freedom	5.78	5.65	5.71	5.52	5.37	5.46	5.56	5.49	5.25	5.35	5.40	5.81
Rule of law	2.8	2.6	2.6	2.6	2.6	2.7	2.9	2.7	2.6	2.7	2.8	2.8
Procedural justice	-	-	-	-	-	-	-	-	-	1.8	2.2	2.2
Civil justice	-	-	-	-	-	-	-	-	-	3.6	3.5	3.5
Criminal justice	-	-	-	-	-	-	-	-	-	2.8	2.6	2.6
Security and safety	5.5	5.2	5.7	5.6	4.6	4.6	5.0	5.0	5.2	4.6	4.9	5.3
Homicide	5.8	5.8	5.8	5.8	5.8	6.1	6.1	6.1	6.1	6.1	6.1	6.1
Disappearances, conflicts, terrorism	5.2	4.6	5.6	5.5	3.4	3.2	4.0	4.0	4.4	3.0	3.7	4.6
Movement	5.9	5.9	6.0	6.0	6.0	6.2	6.2	6.2	6.2	7.4	7.5	7.6
Freedom of movement (V-Dem)	6.8	6.9	7.1	7.1	7.1	7.3	7.3	7.4	7.4	7.2	7.6	7.7
Freedom of movement (CLD)	5.0	5.0	5.0	5.0	5.0	5.0	5.0	5.0	5.0	7.5	7.5	7.5
Religion	6.8	6.8	6.5	6.5	6.5	6.7	6.7	6.7	5.4	5.1	5.1	6.5
Freedom of religion	8.0	8.0	8.0	8.0	8.0	7.9	7.9	7.9	6.6	6.6	6.7	6.7
Religious organization repression	5.6	5.6	4.9	4.9	4.9	5.5	5.5	5.5	4.2	3.5	3.5	6.2
Association, assembly, civil society	6.0	5.6	5.7	5.6	5.7	5.8	5.9	5.6	5.2	5.0	5.0	5.8
Civil society entry and exit	6.6	6.6	6.6	6.6	6.6	6.8	6.9	6.8	6.5	6.5	6.5	6.7
Freedom of assembly	5.3	3.8	3.8	3.8	4.7	4.3	4.3	3.5	3.5	2.7	2.7	3.5
Freedom to form/run political parties	7.8	7.9	7.8	7.8	7.7	7.7	7.7	7.5	7.4	7.6	7.7	8.4
Civil society repression	4.0	4.0	4.4	4.1	3.8	4.2	4.8	4.5	3.3	3.3	3.3	4.5
Expression and information	5.5	5.3	5.4	5.4	5.3	5.4	5.3	5.3	5.2	5.2	5.0	5.3
Press killed	9.0	8.5	8.1	7.6	8.1	8.6	8.3	8.4	8.4	8.4	8.4	9.2
Press jailed	8.3	8.3	8.8	9.2	8.1	8.6	8.3	7.9	7.9	7.5	7.3	7.3
Academic and cultural expression	2.5	2.5	2.5	2.5	2.5	2.5	2.5	2.5	2.5	2.5	2.5	2.5
Harassment of journalists	6.6	6.6	6.6	6.6	6.6	6.4	6.7	6.7	6.7	6.3	6.1	6.5
Government censorship effort	3.2	3.2	3.2	3.2	3.2	3.2	3.2	3.2	3.2	3.1	3.1	3.0
Internet censorship effort	4.0	4.0	4.0	4.0	4.0	4.0	4.0	4.0	4.0	4.6	3.4	4.6
Media self-censorship	3.7	3.9	4.2	4.2	4.2	4.2	4.2	4.2	4.2	4.0	3.8	3.8
Media freedom	6.5	6.5	6.8	6.8	6.8	6.8	6.8	6.8	6.8	6.4	6.0	6.4
Freedom of expression	5.5	4.5	4.5	4.5	4.5	4.0	4.0	4.0	2.8	4.5	4.0	4.0
Relationships	8.0	8.0	8.0	6.9	6.9	6.9	6.9	6.9	6.9	7.5	7.5	7.5
Same-sex relationships	10.0	10.0	10.0	10.0	10.0	10.0	10.0	10.0	10.0	10.0	10.0	10.0
Divorce	2.5	2.5	2.5	2.5	2.5	2.5	2.5	2.5	2.5	2.5	2.5	2.5
Inheritance rights	10.0	10.0	10.0	5.0	5.0	5.0	5.0	5.0	5.0	7.5	7.5	7.5
Female genital mutilation	9.5	9.5	9.5	10.0	10.0	10.0	10.0	10.0	10.0	10.0	10.0	10.0

Note: The data source V-Dem = Varieties of Democracy; the data source CLD = Civil Liberty Dataset.

Ranking
152

CONGO, REP.

SUB-SAHARAN AFRICA

Score
5.55

PERSONAL FREEDOM

Ranking
127/165

Score
5.88



ECONOMIC FREEDOM

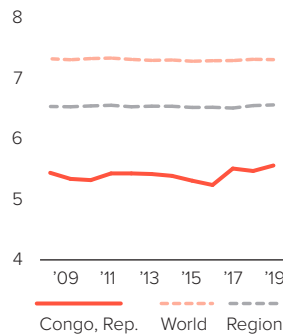
Ranking
159/165

Score
5.08

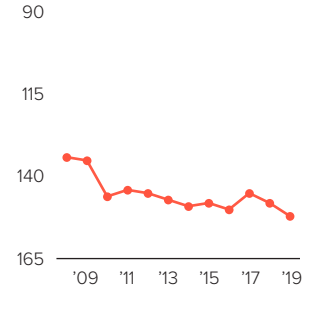


HUMAN FREEDOM

Score over time



Ranking over time



CONGO, REP.

SUB-SAHARAN AFRICA

	2008	2009	2010	2011	2012	2013	2014	2015	2016	2017	2018	2019
Human freedom	5.43	5.33	5.31	5.42	5.42	5.41	5.38	5.30	5.23	5.50	5.46	5.55
Ranking	134	135	146	144	145	147	149	148	150	145	148	152
Economic freedom	4.67	4.67	4.58	4.48	4.45	4.65	4.65	4.60	4.64	5.18	4.91	5.08
Personal freedom	5.98	5.81	5.83	6.09	6.10	5.96	5.90	5.81	5.65	5.74	5.85	5.88
Rule of law	3.3	3.3	3.3	3.3	3.4	3.4	3.4	3.5	3.5	3.5	3.5	3.4
Procedural justice	-	-	-	-	-	-	-	-	-	-	-	-
Civil justice	-	-	-	-	-	-	-	-	-	-	-	-
Criminal justice	-	-	-	-	-	-	-	-	-	-	-	-
Security and safety	5.9	7.1	7.1	7.1	7.1	6.7	6.8	6.4	5.7	6.7	6.7	6.7
Homicide	7.1	7.1	7.1	7.1	7.1	7.3	7.3	7.3	7.3	7.3	7.3	7.3
Disappearances, conflicts, terrorism	4.7	7.0	7.0	7.0	7.0	6.2	6.2	5.5	4.0	6.1	6.2	6.1
Movement	6.8	5.6	5.6	8.0	8.0	8.1	6.9	6.8	6.8	6.8	6.7	6.6
Freedom of movement (V-Dem)	6.2	6.2	6.1	6.1	6.1	6.2	6.2	6.2	6.1	6.1	5.9	5.6
Freedom of movement (CLD)	7.5	5.0	5.0	10.0	10.0	10.0	7.5	7.5	7.5	7.5	7.5	7.5
Religion	8.2	8.2	8.2	8.2	8.2	7.4	7.4	7.4	7.1	7.1	7.1	8.1
Freedom of religion	7.9	7.9	7.9	7.9	7.9	7.8	7.8	7.8	7.8	7.8	7.8	7.8
Religious organization repression	8.4	8.4	8.4	8.4	8.4	7.0	7.0	7.0	6.4	6.4	6.4	8.4
Association, assembly, civil society	4.4	4.2	4.3	4.1	4.1	3.7	3.7	3.7	3.7	3.7	3.9	3.6
Civil society entry and exit	2.3	2.3	2.3	2.3	2.3	1.4	1.4	1.4	1.4	1.4	1.4	1.4
Freedom of assembly	4.7	3.8	4.7	3.8	3.8	3.8	3.8	3.5	3.5	3.5	3.5	3.5
Freedom to form/run political parties	8.2	8.2	8.1	8.1	8.1	7.9	7.9	7.9	7.9	7.9	7.9	7.9
Civil society repression	2.3	2.3	2.3	2.3	2.3	1.8	1.8	1.8	1.8	1.8	2.8	1.8
Expression and information	5.3	4.5	4.5	4.7	4.7	3.5	4.3	4.1	4.1	3.7	4.3	4.0
Press killed	10.0	2.8	2.8	2.8	2.8	2.8	10.0	10.0	10.0	10.0	10.0	10.0
Press jailed	10.0	10.0	10.0	10.0	10.0	4.7	4.7	4.7	4.7	0.0	5.2	5.2
Academic and cultural expression	2.5	2.5	2.5	2.5	2.5	2.5	2.5	2.5	2.5	2.5	2.5	2.5
Harassment of journalists	4.2	4.2	4.2	4.2	4.2	3.5	3.5	3.5	3.5	3.5	2.2	1.7
Government censorship effort	2.0	2.0	2.0	2.0	2.0	0.6	0.6	0.6	0.6	0.6	0.8	0.6
Internet censorship effort	7.8	7.8	7.8	7.8	7.8	3.5	3.5	3.5	3.5	3.5	3.5	3.3
Media self-censorship	2.9	2.9	2.9	2.9	2.9	4.1	4.1	4.1	4.1	4.1	4.9	3.3
Media freedom	4.0	4.0	4.0	4.0	4.0	5.5	5.5	5.5	5.5	5.5	5.5	5.5
Freedom of expression	4.5	4.5	4.5	5.8	5.8	4.5	4.5	2.8	2.8	4.0	4.0	4.0
Relationships	7.9	7.9	7.9	7.2	7.2	8.8	8.8	8.8	8.8	8.8	8.8	8.8
Same-sex relationships	10.0	10.0	10.0	10.0	10.0	10.0	10.0	10.0	10.0	10.0	10.0	10.0
Divorce	7.5	7.5	7.5	7.5	7.5	7.5	7.5	7.5	7.5	7.5	7.5	7.5
Inheritance rights	5.0	5.0	5.0	2.5	2.5	7.5	7.5	7.5	7.5	7.5	7.5	7.5
Female genital mutilation	9.0	9.0	9.0	9.0	9.0	10.0	10.0	10.0	10.0	10.0	10.0	10.0

Note: The data source V-Dem = Varieties of Democracy; the data source CLD = Civil Liberty Dataset.

Ranking
37

COSTA RICA

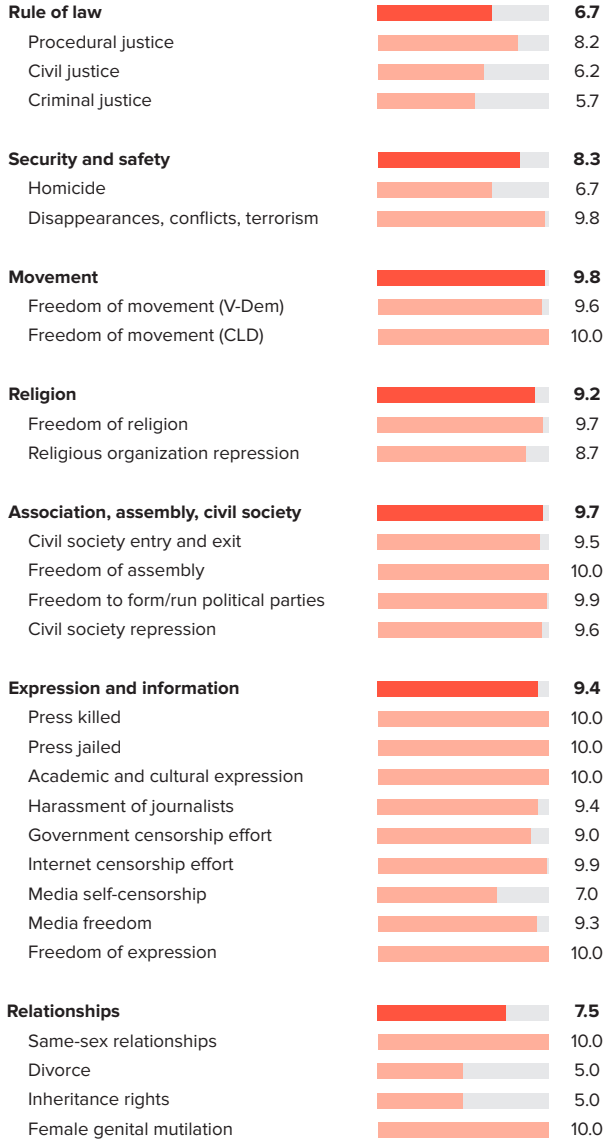
LATIN AMERICA & THE CARIBBEAN

Score
8.25

PERSONAL FREEDOM

Ranking
38/165

Score
8.66



ECONOMIC FREEDOM

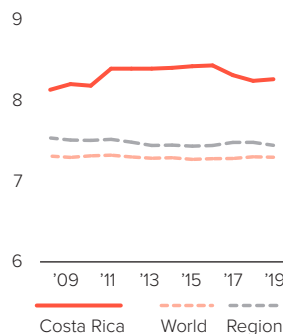
Ranking
40/165

Score
7.68

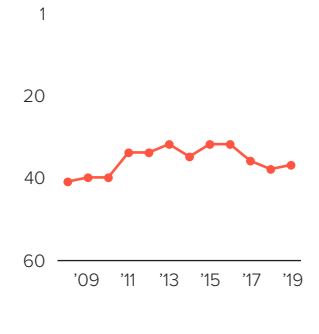


HUMAN FREEDOM

Score over time



Ranking over time



COSTA RICA

LATIN AMERICA & THE CARIBBEAN

	2008	2009	2010	2011	2012	2013	2014	2015	2016	2017	2018	2019
Human freedom	8.12	8.19	8.17	8.38	8.38	8.38	8.39	8.41	8.42	8.30	8.23	8.25
Ranking	41	40	40	34	34	32	35	32	32	36	38	37
Economic freedom	7.39	7.44	7.40	7.74	7.69	7.68	7.64	7.74	7.77	7.73	7.68	7.68
Personal freedom	8.63	8.73	8.73	8.83	8.88	8.89	8.93	8.89	8.88	8.70	8.63	8.66
Rule of law	5.9	6.1	6.0	5.9	6.0	6.7	6.7	6.6	6.6	6.6	6.7	6.7
Procedural justice	-	-	-	-	-	8.2	8.4	8.0	8.0	8.1	8.2	8.2
Civil justice	-	-	-	-	-	6.3	6.2	6.3	6.3	6.2	6.2	6.2
Criminal justice	-	-	-	-	-	5.7	5.5	5.6	5.6	5.5	5.7	5.7
Security and safety	8.2	8.2	8.2	8.4	8.7	8.6	8.5	8.2	8.2	8.2	8.0	8.3
Homicide	6.6	6.6	6.6	7.0	7.5	7.5	7.1	6.6	6.5	6.4	6.7	6.7
Disappearances, conflicts, terrorism	9.8	9.8	9.8	9.8	9.9	9.8	9.8	9.8	9.9	9.9	9.4	9.8
Movement	8.6	9.8	9.8	9.8	9.9	9.8	9.9	9.9	9.9	9.9	9.8	9.8
Freedom of movement (V-Dem)	9.7	9.7	9.7	9.7	9.7	9.7	9.7	9.8	9.8	9.8	9.6	9.6
Freedom of movement (CLD)	7.5	10.0	10.0	10.0	10.0	10.0	10.0	10.0	10.0	10.0	10.0	10.0
Religion	9.7	9.1	9.1	9.7	9.7	9.1	9.7	9.5	9.6	9.6	9.2	9.2
Freedom of religion	9.7	8.4	8.4	9.7	9.7	8.4	9.7	9.7	9.8	9.8	9.8	9.7
Religious organization repression	9.7	9.7	9.7	9.7	9.7	9.7	9.7	9.4	9.4	9.4	8.7	8.7
Association, assembly, civil society	9.8	9.7	9.7	9.7	9.7	9.7	9.7	9.8	9.6	9.8	9.7	9.7
Civil society entry and exit	9.9	9.9	9.9	9.9	9.9	9.9	9.9	9.9	9.9	9.8	9.5	9.5
Freedom of assembly	10.0	9.7	9.7	9.7	9.7	9.7	9.7	10.0	10.0	10.0	10.0	10.0
Freedom to form/run political parties	9.9	9.9	9.9	9.9	9.9	9.8	9.9	9.9	9.9	9.9	9.9	9.9
Civil society repression	9.6	9.6	9.6	9.6	9.6	9.5	9.5	9.5	8.8	9.3	9.3	9.6
Expression and information	9.4	9.4	9.4	9.5	9.4	9.4	9.3	9.4	9.4	9.4	9.4	9.4
Press killed	10.0	10.0	10.0	10.0	10.0	10.0	10.0	10.0	10.0	10.0	10.0	10.0
Press jailed	10.0	10.0	10.0	10.0	10.0	10.0	10.0	10.0	10.0	10.0	10.0	10.0
Academic and cultural expression	10.0	10.0	10.0	10.0	10.0	10.0	10.0	10.0	10.0	10.0	10.0	10.0
Harassment of journalists	9.8	9.8	9.8	9.8	9.8	9.8	9.8	9.8	9.8	9.8	9.4	9.4
Government censorship effort	9.2	9.2	9.2	9.2	8.9	9.0	8.3	8.3	8.8	8.6	8.6	9.0
Internet censorship effort	9.9	9.9	9.9	9.9	9.9	9.9	9.9	9.9	9.9	9.9	9.9	9.9
Media self-censorship	7.1	7.1	7.1	7.1	7.1	7.0	7.0	7.0	7.0	7.0	7.0	7.0
Media freedom	8.9	8.9	9.4	9.4	9.4	9.3	9.3	9.3	9.3	9.3	9.3	9.3
Freedom of expression	10.0	10.0	9.5	10.0	9.5	10.0	9.5	10.0	10.0	10.0	10.0	10.0
Relationships	8.8	8.8	8.8	8.8	8.8	8.8	8.8	8.8	8.8	7.5	7.5	7.5
Same-sex relationships	10.0	10.0	10.0	10.0	10.0	10.0	10.0	10.0	10.0	10.0	10.0	10.0
Divorce	5.0	5.0	5.0	5.0	5.0	5.0	5.0	5.0	5.0	5.0	5.0	5.0
Inheritance rights	10.0	10.0	10.0	10.0	10.0	10.0	10.0	10.0	10.0	5.0	5.0	5.0
Female genital mutilation	10.0	10.0	10.0	10.0	10.0	10.0	10.0	10.0	10.0	10.0	10.0	10.0

Note: The data source V-Dem = Varieties of Democracy; the data source CLD = Civil Liberty Dataset.

Ranking
95

CÔTE D'IVOIRE

SUB-SAHARAN AFRICA

Score
6.90

PERSONAL FREEDOM Ranking 85/165 Score 7.42

Rule of law **3.9**

- Procedural justice 2.7
- Civil justice 5.4
- Criminal justice 3.6

Security and safety **7.6**

- Homicide 6.6
- Disappearances, conflicts, terrorism 8.5

Movement **8.0**

- Freedom of movement (V-Dem) 8.4
- Freedom of movement (CLD) 7.5

Religion **9.3**

- Freedom of religion 9.6
- Religious organization repression 9.0

Association, assembly, civil society **7.8**

- Civil society entry and exit 8.2
- Freedom of assembly 6.0
- Freedom to form/run political parties 8.9
- Civil society repression 8.0

Expression and information **7.0**

- Press killed 10.0
- Press jailed 10.0
- Academic and cultural expression 5.0
- Harassment of journalists 7.2
- Government censorship effort 4.7
- Internet censorship effort 9.6
- Media self-censorship 5.1
- Media freedom 5.1
- Freedom of expression 6.0

Relationships **8.5**

- Same-sex relationships 10.0
- Divorce 10.0
- Inheritance rights 7.5
- Female genital mutilation 6.3

ECONOMIC FREEDOM Ranking 131/165 Score 6.18

Size of government **6.8**

- Government consumption 8.0
- Transfers and subsidies 9.2
- Government investment 7.0
- Top marginal tax rate 2.0
- State ownership of assets 7.8

Legal system and property rights **4.5**

- Judicial independence 4.7
- Impartial courts 4.5
- Protection of property rights 4.9
- Military interference 4.2
- Integrity of the legal system 4.7
- Legal enforcement of contracts 4.0
- Regulatory costs 6.9
- Reliability of police 4.0

Sound money **7.3**

- Money growth 10.0
- Standard deviation of inflation 9.4
- Inflation: Most recent year 9.8
- Freedom to own foreign currency 0.0

Freedom to trade internationally **5.5**

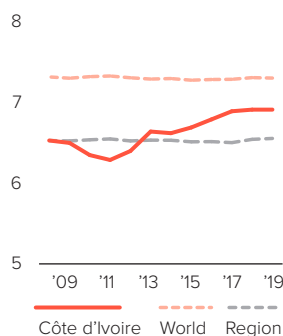
- Tariffs 6.7
- Regulatory trade barriers 3.5
- Black-market exchange rates 10.0
- Movement of capital and people 1.6

Regulation **6.9**

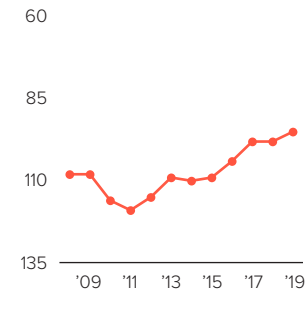
- Credit market regulations 7.7
- Labor market regulations 6.1
- Business regulations 6.9

HUMAN FREEDOM

Score over time



Ranking over time



CÔTE D'IVOIRE

SUB-SAHARAN AFRICA

	2008	2009	2010	2011	2012	2013	2014	2015	2016	2017	2018	2019
Human freedom	6.52	6.49	6.34	6.28	6.39	6.63	6.61	6.68	6.78	6.88	6.90	6.90
Ranking	108	108	116	119	115	109	110	109	104	98	98	95
Economic freedom	5.66	5.79	5.61	5.57	5.56	5.81	5.82	5.87	5.92	6.10	6.14	6.18
Personal freedom	7.13	6.99	6.87	6.78	6.99	7.22	7.18	7.25	7.40	7.44	7.44	7.42
Rule of law	3.8	3.8	3.8	3.8	4.0	4.0	3.6	4.0	4.0	3.9	3.9	3.9
Procedural justice	2.7	2.7	2.7	2.7	3.0	2.7	2.1	3.0	3.0	2.8	2.7	2.7
Civil justice	5.1	5.1	5.1	5.1	4.8	5.4	5.1	5.2	5.2	5.2	5.4	5.4
Criminal justice	3.7	3.7	3.7	3.7	4.0	3.8	3.7	3.9	3.9	3.8	3.6	3.6
Security and safety	6.8	6.8	6.5	6.4	6.8	7.4	7.2	7.2	7.4	7.6	7.6	7.6
Homicide	6.3	6.3	6.3	6.3	6.3	6.6	6.6	6.6	6.6	6.6	6.6	6.6
Disappearances, conflicts, terrorism	7.3	7.3	6.7	6.5	7.3	8.2	7.9	7.7	8.2	8.5	8.6	8.5
Movement	8.3	7.0	6.9	6.9	7.1	8.4	8.3	8.4	8.4	8.0	8.0	8.0
Freedom of movement (V-Dem)	9.2	9.0	8.9	8.8	9.2	9.3	9.1	9.3	9.2	8.4	8.4	8.4
Freedom of movement (CLD)	7.5	5.0	5.0	5.0	5.0	7.5	7.5	7.5	7.5	7.5	7.5	7.5
Religion	8.8	8.8	8.7	9.2	9.2	9.4	9.4	9.4	9.2	9.3	9.3	9.3
Freedom of religion	8.5	8.5	8.3	9.6	9.6	9.8	9.8	9.8	9.6	9.6	9.6	9.6
Religious organization repression	9.1	9.1	9.1	8.8	8.8	9.1	9.1	9.1	8.8	9.0	9.0	9.0
Association, assembly, civil society	7.7	7.8	7.5	7.3	7.8	7.4	7.5	7.7	7.8	7.8	7.8	7.8
Civil society entry and exit	8.8	8.8	8.5	8.5	8.8	8.2	8.8	8.8	8.8	8.2	8.2	8.2
Freedom of assembly	4.7	5.0	4.2	4.5	6.2	5.7	5.7	6.0	6.0	6.0	6.0	6.0
Freedom to form/run political parties	9.1	9.1	9.0	8.3	8.4	8.5	8.5	8.5	8.7	9.1	8.9	8.9
Civil society repression	8.3	8.3	8.2	7.9	8.0	7.0	7.0	7.5	7.5	8.0	8.0	8.0
Expression and information	6.8	7.1	7.0	5.9	6.2	6.2	6.3	6.2	7.2	7.0	7.1	7.0
Press killed	8.4	10.0	10.0	7.2	7.2	7.2	7.2	7.2	10.0	10.0	10.0	10.0
Press jailed	8.8	8.8	8.8	4.1	4.1	5.4	5.4	5.4	10.0	10.0	10.0	10.0
Academic and cultural expression	5.0	5.0	5.0	5.0	5.0	5.0	5.0	5.0	5.0	5.0	5.0	5.0
Harassment of journalists	7.8	7.8	7.6	7.3	7.6	8.0	8.2	8.2	8.7	7.3	7.2	7.2
Government censorship effort	5.7	5.7	5.3	4.7	5.5	4.8	4.8	4.8	4.7	4.7	4.7	4.7
Internet censorship effort	9.8	9.8	9.7	9.7	9.8	9.8	9.8	9.8	9.8	9.6	9.8	9.6
Media self-censorship	5.2	5.2	5.2	4.5	4.5	4.5	4.5	4.5	4.5	5.1	5.1	5.1
Media freedom	6.4	6.4	6.6	6.3	6.4	5.7	5.7	5.7	5.7	5.7	5.7	5.1
Freedom of expression	4.5	5.0	5.0	4.0	5.5	5.0	6.0	5.5	6.5	6.0	6.5	6.0
Relationships	7.6	7.6	7.6	7.8	7.8	7.8	7.8	7.8	7.8	8.4	8.5	8.5
Same-sex relationships	10.0	10.0	10.0	10.0	10.0	10.0	10.0	10.0	10.0	10.0	10.0	10.0
Divorce	10.0	10.0	10.0	10.0	10.0	10.0	10.0	10.0	10.0	10.0	10.0	10.0
Inheritance rights	5.0	5.0	5.0	5.0	5.0	5.0	5.0	5.0	5.0	7.5	7.5	7.5
Female genital mutilation	5.5	5.5	5.5	6.4	6.4	6.4	6.4	6.4	6.4	6.3	6.3	6.3

Note: The data source V-Dem = Varieties of Democracy; the data source CLD = Civil Liberty Dataset.

Ranking
42

CROATIA

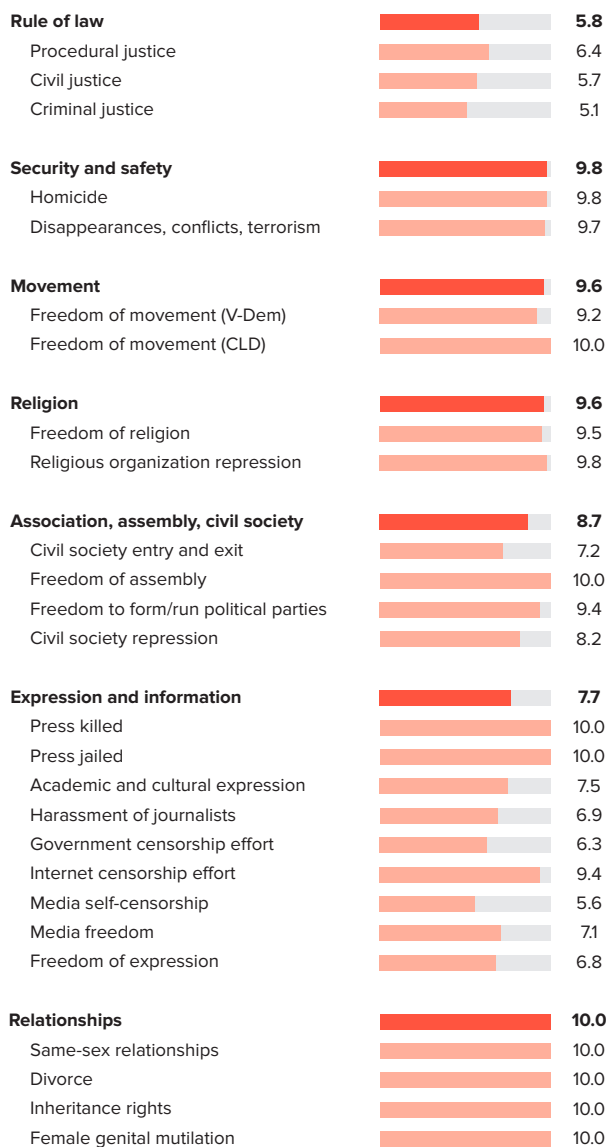
EASTERN EUROPE

Score
8.16

PERSONAL FREEDOM

Ranking
34/165

Score
8.73



ECONOMIC FREEDOM

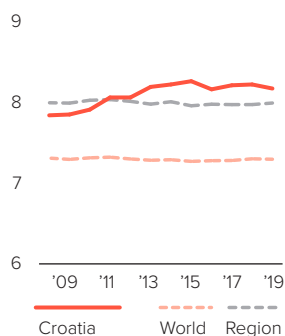
Ranking
62/165

Score
7.36

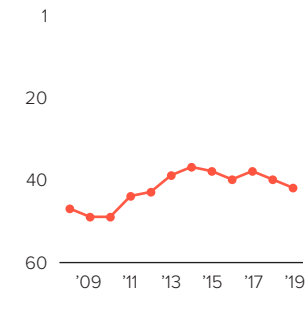


HUMAN FREEDOM

Score over time



Ranking over time



CROATIA

EASTERN EUROPE

	2008	2009	2010	2011	2012	2013	2014	2015	2016	2017	2018	2019
Human freedom	7.83	7.84	7.90	8.05	8.05	8.18	8.21	8.25	8.15	8.20	8.21	8.16
Ranking	47	49	49	44	43	39	37	38	40	38	40	42
Economic freedom	6.78	6.81	7.02	7.26	7.26	7.13	7.23	7.31	7.26	7.43	7.40	7.36
Personal freedom	8.58	8.57	8.52	8.62	8.61	8.93	8.92	8.92	8.79	8.76	8.79	8.73
Rule of law	5.6	5.6	5.6	5.6	5.4	5.8	5.8	5.7	5.7	5.6	5.8	5.8
Procedural justice	6.3	6.3	6.3	6.3	5.4	6.3	6.9	6.3	6.3	6.1	6.4	6.4
Civil justice	5.1	5.1	5.1	5.1	5.2	5.4	5.3	5.7	5.7	5.8	5.7	5.7
Criminal justice	5.3	5.3	5.3	5.3	5.5	5.8	5.4	5.1	5.1	5.1	5.1	5.1
Security and safety	9.6	9.7	9.7	9.8	9.8	9.6	9.8	9.8	9.7	9.8	9.8	9.8
Homicide	9.5	9.7	9.6	9.7	9.6	9.7	9.8	9.8	9.7	9.7	9.8	9.8
Disappearances, conflicts, terrorism	9.8	9.7	9.9	9.9	9.9	9.6	9.9	9.9	9.8	9.8	9.7	9.7
Movement	8.7	8.7	8.7	8.7	8.7	9.9	9.9	9.9	9.9	9.8	9.9	9.6
Freedom of movement (V-Dem)	9.8	9.8	9.8	9.8	9.8	9.9	9.9	9.9	9.9	9.7	9.8	9.2
Freedom of movement (CLD)	7.5	7.5	7.5	7.5	7.5	10.0	10.0	10.0	10.0	10.0	10.0	10.0
Religion	9.7	9.7	9.1	9.7	9.7	9.7	9.1	9.7	9.6	9.6	9.6	9.6
Freedom of religion	9.7	9.7	8.5	9.7	9.7	9.7	8.5	9.7	9.5	9.5	9.5	9.5
Religious organization repression	9.8	9.8	9.8	9.8	9.8	9.8	9.8	9.8	9.8	9.8	9.8	9.8
Association, assembly, civil society	9.0	9.0	9.2	9.2	9.2	9.0	9.2	8.9	8.4	8.6	8.6	8.7
Civil society entry and exit	8.1	8.1	8.1	8.1	8.1	7.6	7.6	7.6	7.0	7.0	7.0	7.2
Freedom of assembly	9.2	9.2	9.2	9.2	9.2	9.2	10.0	10.0	10.0	10.0	10.0	10.0
Freedom to form/run political parties	9.5	9.5	9.6	9.6	9.6	9.6	9.6	9.6	9.6	9.5	9.4	9.4
Civil society repression	9.1	9.5	9.7	9.7	9.7	9.4	9.4	8.4	7.2	7.9	7.9	8.2
Expression and information	7.5	7.3	7.4	7.4	7.6	8.4	8.6	8.3	8.1	7.8	7.9	7.7
Press killed	0.0	0.0	0.0	0.0	0.0	10.0	10.0	10.0	10.0	10.0	10.0	10.0
Press jailed	10.0	10.0	10.0	10.0	10.0	10.0	10.0	10.0	10.0	10.0	10.0	10.0
Academic and cultural expression	7.5	7.5	7.5	7.5	7.5	7.5	7.5	7.5	7.5	7.5	7.5	7.5
Harassment of journalists	8.2	8.2	8.0	8.0	8.0	7.8	7.8	7.8	6.8	6.7	6.7	6.9
Government censorship effort	7.9	7.8	8.3	8.5	8.5	8.2	8.2	8.2	6.4	6.0	6.0	6.3
Internet censorship effort	9.8	9.8	9.8	9.8	9.8	9.8	9.8	9.8	9.8	9.8	9.8	9.4
Media self-censorship	6.6	6.6	6.0	6.9	6.9	6.3	6.3	6.3	6.3	5.8	5.6	5.6
Media freedom	8.5	8.5	8.5	9.0	9.0	8.5	8.7	8.2	7.5	7.5	7.1	7.1
Freedom of expression	8.8	7.2	8.8	7.2	8.8	7.2	8.8	7.2	8.8	7.2	8.8	6.8
Relationships	10.0	10.0	10.0	10.0	10.0	10.0	10.0	10.0	10.0	10.0	10.0	10.0
Same-sex relationships	10.0	10.0	10.0	10.0	10.0	10.0	10.0	10.0	10.0	10.0	10.0	10.0
Divorce	10.0	10.0	10.0	10.0	10.0	10.0	10.0	10.0	10.0	10.0	10.0	10.0
Inheritance rights	10.0	10.0	10.0	10.0	10.0	10.0	10.0	10.0	10.0	10.0	10.0	10.0
Female genital mutilation	10.0	10.0	10.0	10.0	10.0	10.0	10.0	10.0	10.0	10.0	10.0	10.0

Note: The data source V-Dem = Varieties of Democracy; the data source CLD = Civil Liberty Dataset.

Ranking
29

CYPRUS

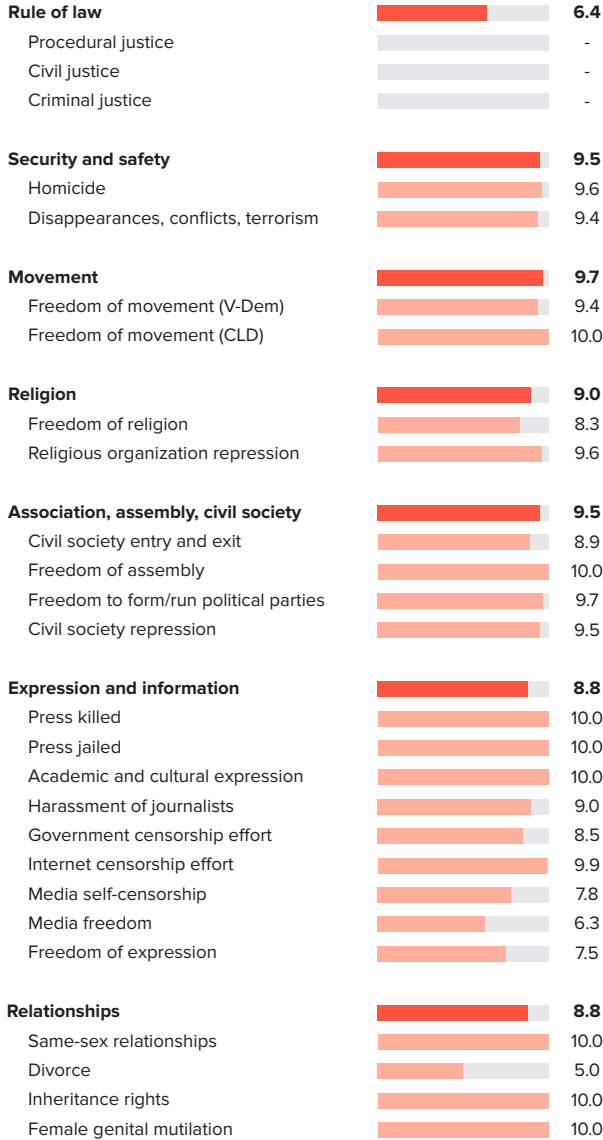
EASTERN EUROPE

Score
8.42

PERSONAL FREEDOM

Ranking
32/165

Score
8.80



ECONOMIC FREEDOM

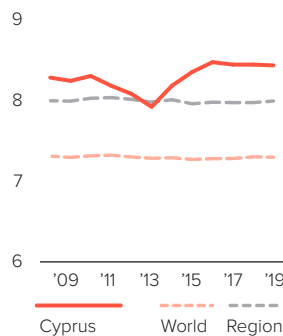
Ranking
24/165

Score
7.89

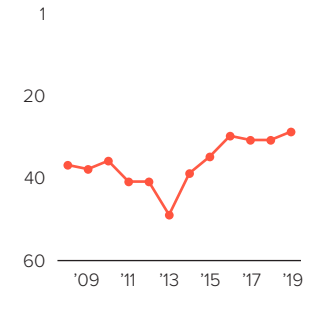


HUMAN FREEDOM

Score over time



Ranking over time



CYPRUS

EASTERN EUROPE

	2008	2009	2010	2011	2012	2013	2014	2015	2016	2017	2018	2019
Human freedom	8.27	8.23	8.29	8.17	8.07	7.91	8.17	8.34	8.46	8.43	8.43	8.42
Ranking	37	38	36	41	41	49	39	35	30	31	31	29
Economic freedom	7.85	7.78	7.83	7.76	7.55	7.13	7.43	7.84	7.85	7.85	7.89	7.89
Personal freedom	8.57	8.56	8.61	8.46	8.44	8.46	8.70	8.70	8.89	8.85	8.81	8.80
Rule of law	7.1	7.1	7.1	6.9	6.9	6.8	6.9	6.8	6.3	6.6	6.4	6.4
Procedural justice	-	-	-	-	-	-	-	-	-	-	-	-
Civil justice	-	-	-	-	-	-	-	-	-	-	-	-
Criminal justice	-	-	-	-	-	-	-	-	-	-	-	-
Security and safety	9.5	9.4	9.6	9.6	9.4	9.5	9.6	9.6	9.6	9.6	9.6	9.5
Homicide	9.8	9.5	9.8	9.8	9.4	9.7	9.7	9.6	9.7	9.8	9.6	9.6
Disappearances, conflicts, terrorism	9.3	9.4	9.4	9.4	9.4	9.4	9.5	9.5	9.5	9.5	9.5	9.4
Movement	8.2	8.2	8.2	8.2	8.2	8.5	8.5	8.5	9.7	9.7	9.7	9.7
Freedom of movement (V-Dem)	8.9	8.9	9.0	9.0	9.0	9.4	9.4	9.4	9.4	9.4	9.4	9.4
Freedom of movement (CLD)	7.5	7.5	7.5	7.5	7.5	7.5	7.5	7.5	10.0	10.0	10.0	10.0
Religion	8.9	8.9	8.9	8.9	8.9	8.8	8.8	8.8	9.5	9.0	9.0	9.0
Freedom of religion	8.0	8.0	8.1	8.1	8.1	8.1	8.1	8.1	9.3	8.3	8.3	8.3
Religious organization repression	9.8	9.8	9.8	9.8	9.8	9.6	9.6	9.6	9.6	9.6	9.6	9.6
Association, assembly, civil society	9.3	9.3	9.3	9.3	9.3	9.2	9.5	9.6	9.6	9.6	9.5	9.5
Civil society entry and exit	8.9	8.9	8.9	8.9	8.9	8.9	8.9	8.9	8.9	8.9	8.9	8.9
Freedom of assembly	8.8	8.8	8.8	8.8	8.8	8.8	10.0	10.0	10.0	10.0	10.0	10.0
Freedom to form/run political parties	9.8	9.8	9.8	9.8	9.8	9.8	9.8	9.8	9.8	9.7	9.7	9.7
Civil society repression	9.8	9.8	9.8	9.8	9.8	9.5	9.5	9.6	9.6	9.7	9.5	9.5
Expression and information	8.7	8.7	8.8	8.8	8.8	8.8	8.8	8.9	8.9	8.7	8.8	8.8
Press killed	10.0	10.0	10.0	10.0	10.0	10.0	10.0	10.0	10.0	10.0	10.0	10.0
Press jailed	10.0	10.0	10.0	10.0	10.0	10.0	10.0	10.0	10.0	10.0	10.0	10.0
Academic and cultural expression	10.0	10.0	10.0	10.0	10.0	10.0	10.0	10.0	10.0	10.0	10.0	10.0
Harassment of journalists	8.7	8.7	8.9	8.9	8.9	9.3	9.3	9.3	9.3	8.7	8.7	9.0
Government censorship effort	8.0	8.1	8.9	8.9	8.9	8.9	8.6	8.8	8.6	8.5	8.5	8.5
Internet censorship effort	9.9	9.9	9.9	9.9	9.9	9.9	9.9	9.9	9.9	9.9	9.9	9.9
Media self-censorship	7.7	7.7	8.2	8.2	7.8	7.8	7.8	8.2	8.2	7.8	8.2	7.8
Media freedom	6.3	6.3	6.3	6.3	6.3	6.3	6.3	6.3	6.3	6.3	6.3	6.3
Freedom of expression	7.5	7.5	7.5	7.5	7.5	7.5	7.5	7.5	7.5	7.5	7.5	7.5
Relationships	8.3	8.3	8.3	7.5	7.5	7.5	8.8	8.8	8.8	8.8	8.8	8.8
Same-sex relationships	10.0	10.0	10.0	5.0	5.0	5.0	10.0	10.0	10.0	10.0	10.0	10.0
Divorce	5.0	5.0	5.0	5.0	5.0	5.0	5.0	5.0	5.0	5.0	5.0	5.0
Inheritance rights	-	-	-	10.0	10.0	10.0	10.0	10.0	10.0	10.0	10.0	10.0
Female genital mutilation	10.0	10.0	10.0	10.0	10.0	10.0	10.0	10.0	10.0	10.0	10.0	10.0

Note: The data source V-Dem = Varieties of Democracy; the data source CLD = Civil Liberty Dataset.

Ranking
23

CZECH REPUBLIC

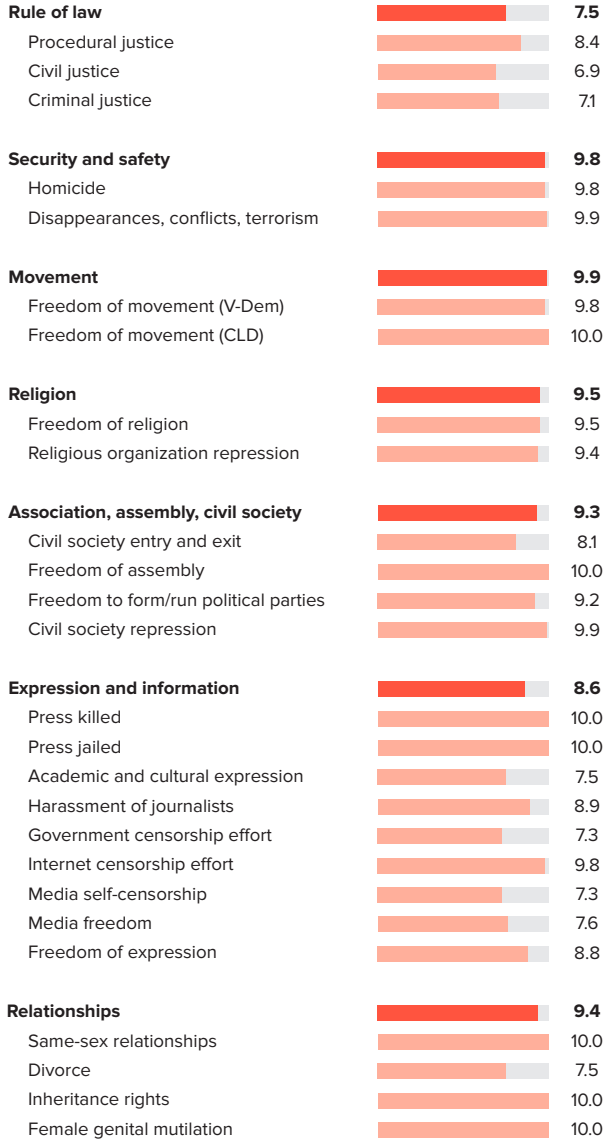
EASTERN EUROPE

Score
8.61

PERSONAL FREEDOM

Ranking
21/165

Score
9.14



ECONOMIC FREEDOM

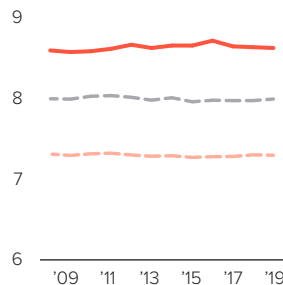
Ranking
27/165

Score
7.87

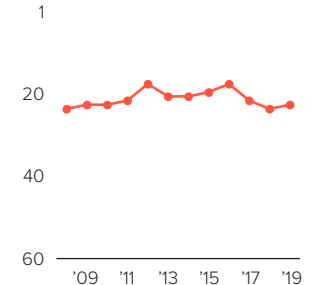


HUMAN FREEDOM

Score over time



Ranking over time



CZECH REPUBLIC

EASTERN EUROPE

	2008	2009	2010	2011	2012	2013	2014	2015	2016	2017	2018	2019
Human freedom	8.58	8.56	8.57	8.60	8.65	8.61	8.64	8.64	8.70	8.63	8.62	8.61
Ranking	24	23	23	22	18	21	21	20	18	22	24	23
Economic freedom	7.63	7.58	7.65	7.70	7.81	7.76	7.93	7.94	7.94	7.88	7.91	7.87
Personal freedom	9.25	9.26	9.24	9.24	9.24	9.21	9.15	9.14	9.24	9.16	9.13	9.14
Rule of law	7.3	7.3	7.3	7.3	7.3	7.4	7.6	7.8	7.8	7.4	7.5	7.5
Procedural justice	8.3	8.3	8.3	8.3	8.6	8.5	8.3	8.7	8.7	8.4	8.4	8.4
Civil justice	6.5	6.5	6.5	6.5	6.5	6.9	7.3	7.2	7.2	7.0	6.9	6.9
Criminal justice	7.0	7.0	7.0	7.0	6.7	6.9	7.4	7.4	7.4	7.0	7.1	7.1
Security and safety	9.7	9.8	9.6	9.7	9.6	9.7	9.7	9.8	9.8	9.8	9.8	9.8
Homicide	9.7	9.7	9.7	9.8	9.7	9.8	9.8	9.8	9.8	9.8	9.8	9.8
Disappearances, conflicts, terrorism	9.7	9.9	9.6	9.6	9.6	9.6	9.5	9.9	9.8	9.9	9.9	9.9
Movement	9.9	9.9	9.9	9.9	9.9	9.9	9.9	9.9	9.8	9.8	9.9	9.9
Freedom of movement (V-Dem)	9.8	9.8	9.8	9.8	9.8	9.8	9.8	9.8	9.7	9.7	9.7	9.8
Freedom of movement (CLD)	10.0	10.0	10.0	10.0	10.0	10.0	10.0	10.0	10.0	10.0	10.0	10.0
Religion	9.9	9.9	9.9	9.9	9.9	9.9	9.3	8.9	9.5	9.3	9.4	9.5
Freedom of religion	9.9	9.9	9.9	9.9	9.9	9.9	8.6	8.5	9.6	9.3	9.5	9.5
Religious organization repression	9.9	9.9	9.9	9.9	9.9	9.9	9.9	9.4	9.4	9.4	9.4	9.4
Association, assembly, civil society	9.2	9.2	9.2	9.2	9.2	9.2	9.2	9.2	9.2	9.3	9.3	9.3
Civil society entry and exit	8.1	8.1	8.1	8.1	8.1	8.1	8.1	8.1	8.1	8.1	8.1	8.1
Freedom of assembly	9.2	9.2	9.2	9.2	9.2	9.2	9.2	9.2	9.2	10.0	10.0	10.0
Freedom to form/run political parties	9.8	9.6	9.5	9.6	9.6	9.6	9.6	9.6	9.6	9.3	9.2	9.2
Civil society repression	9.9	9.9	9.9	9.9	9.9	9.9	9.9	9.9	9.9	9.9	9.9	9.9
Expression and information	9.4	9.4	9.4	9.4	9.4	9.0	9.0	8.9	9.1	9.0	8.6	8.6
Press killed	10.0	10.0	10.0	10.0	10.0	10.0	10.0	10.0	10.0	10.0	10.0	10.0
Press jailed	10.0	10.0	10.0	10.0	10.0	10.0	10.0	10.0	10.0	10.0	10.0	10.0
Academic and cultural expression	10.0	10.0	10.0	10.0	10.0	10.0	10.0	10.0	10.0	10.0	7.5	7.5
Harassment of journalists	9.8	9.8	9.8	9.8	9.8	9.4	9.2	9.2	9.2	9.2	8.8	8.9
Government censorship effort	9.7	9.7	9.7	9.7	9.7	8.3	8.3	8.3	8.3	8.3	7.6	7.3
Internet censorship effort	9.9	9.9	9.9	9.9	9.9	9.9	9.9	9.8	9.8	9.8	9.8	9.8
Media self-censorship	6.9	6.9	6.9	6.9	6.9	7.3	7.3	7.3	7.3	7.3	7.3	7.3
Media freedom	9.6	9.6	9.6	9.6	9.6	7.6	7.6	7.6	7.6	7.6	7.6	7.6
Freedom of expression	8.8	8.8	8.8	8.8	8.8	8.8	8.8	8.2	10.0	8.8	8.8	8.8
Relationships	9.4	9.4	9.4	9.4	9.4	9.4	9.4	9.4	9.4	9.4	9.4	9.4
Same-sex relationships	10.0	10.0	10.0	10.0	10.0	10.0	10.0	10.0	10.0	10.0	10.0	10.0
Divorce	7.5	7.5	7.5	7.5	7.5	7.5	7.5	7.5	7.5	7.5	7.5	7.5
Inheritance rights	10.0	10.0	10.0	10.0	10.0	10.0	10.0	10.0	10.0	10.0	10.0	10.0
Female genital mutilation	10.0	10.0	10.0	10.0	10.0	10.0	10.0	10.0	10.0	10.0	10.0	10.0

Note: The data source V-Dem = Varieties of Democracy; the data source CLD = Civil Liberty Dataset.

Ranking
3

DENMARK

WESTERN EUROPE

Score
8.98

PERSONAL FREEDOM

Ranking
2/165

Score
9.56



ECONOMIC FREEDOM

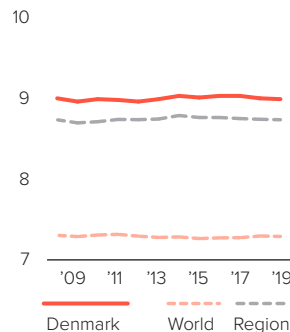
Ranking
10/165

Score
8.17

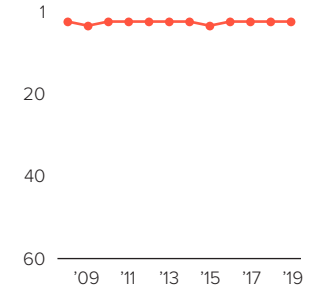


HUMAN FREEDOM

Score over time



Ranking over time



DENMARK

WESTERN EUROPE

	2008	2009	2010	2011	2012	2013	2014	2015	2016	2017	2018	2019
Human freedom	8.99	8.95	8.98	8.97	8.95	8.98	9.02	9.00	9.02	9.02	8.99	8.98
Ranking	3	4	3	3	3	3	3	4	3	3	3	3
Economic freedom	8.05	7.94	8.03	8.02	7.96	8.04	8.11	8.05	8.10	8.18	8.17	8.17
Personal freedom	9.66	9.66	9.66	9.65	9.66	9.66	9.67	9.67	9.67	9.62	9.57	9.56
Rule of law	8.6	8.6	8.6	8.6	8.6	8.6	8.7	8.7	8.7	8.8	8.8	8.8
Procedural justice	9.4	9.4	9.4	9.4	9.3	9.0	9.6	9.3	9.3	9.5	9.5	9.5
Civil justice	7.9	7.9	7.9	7.9	8.2	8.3	8.4	8.6	8.6	8.7	8.6	8.6
Criminal justice	8.7	8.7	8.7	8.7	8.4	8.4	8.2	8.2	8.2	8.3	8.2	8.2
Security and safety	9.8	9.8	9.8	9.8	9.8	9.8	9.7	9.7	9.7	9.7	9.8	9.8
Homicide	9.7	9.8	9.8	9.8	9.8	9.8	9.6	9.7	9.7	9.6	9.7	9.7
Disappearances, conflicts, terrorism	9.9	9.9	9.9	9.8	9.9	9.8	9.8	9.6	9.7	9.8	9.8	9.8
Movement	9.8	9.8	9.8	9.8	9.8	9.8	9.8	9.9	9.9	9.9	9.9	9.9
Freedom of movement (V-Dem)	9.6	9.6	9.6	9.6	9.6	9.6	9.6	9.8	9.8	9.8	9.8	9.7
Freedom of movement (CLD)	10.0	10.0	10.0	10.0	10.0	10.0	10.0	10.0	10.0	10.0	10.0	10.0
Religion	9.9	9.9	9.9	9.9	9.9	9.9	9.9	9.9	9.9	9.9	9.5	9.5
Freedom of religion	9.9	9.9	9.9	9.9	9.9	9.9	9.9	9.9	9.9	9.9	9.5	9.5
Religious organization repression	9.8	9.8	9.8	9.8	9.8	9.8	9.8	9.8	9.8	9.8	9.5	9.5
Association, assembly, civil society	9.7	9.7	9.7	9.7	9.7	9.7	9.7	9.7	9.7	9.7	9.8	9.8
Civil society entry and exit	9.3	9.3	9.3	9.3	9.3	9.3	9.3	9.3	9.3	9.3	9.5	9.5
Freedom of assembly	10.0	10.0	10.0	10.0	10.0	10.0	10.0	10.0	10.0	10.0	10.0	10.0
Freedom to form/run political parties	9.8	9.8	9.8	9.8	9.8	9.8	9.8	9.8	9.8	9.8	9.8	9.8
Civil society repression	9.8	9.8	9.8	9.8	9.8	9.8	9.8	9.8	9.8	9.8	9.8	9.8
Expression and information	9.9	9.9	9.9	9.8	9.9	9.9	9.9	9.9	9.8	9.2	9.2	9.2
Press killed	10.0	10.0	10.0	10.0	10.0	10.0	10.0	10.0	10.0	4.8	4.8	4.8
Press jailed	10.0	10.0	10.0	10.0	10.0	10.0	10.0	10.0	10.0	10.0	10.0	10.0
Academic and cultural expression	10.0	10.0	10.0	10.0	10.0	10.0	10.0	10.0	10.0	10.0	10.0	10.0
Harassment of journalists	9.8	9.8	9.8	9.7	9.8	9.8	9.8	9.8	9.3	9.3	9.3	9.3
Government censorship effort	9.8	9.8	9.8	9.8	9.8	9.8	9.8	9.8	9.8	9.8	9.8	9.8
Internet censorship effort	9.9	9.9	9.9	9.9	9.9	9.9	9.9	9.9	9.9	9.9	9.9	9.9
Media self-censorship	9.6	9.6	9.6	9.6	9.6	9.6	9.6	9.6	9.6	9.6	9.6	9.6
Media freedom	9.7	9.7	9.7	9.7	9.7	9.7	9.7	9.7	9.7	9.7	9.7	9.7
Freedom of expression	10.0	10.0	10.0	10.0	10.0	10.0	10.0	10.0	10.0	10.0	10.0	10.0
Relationships	9.9	9.9	9.9	9.9	9.9	10.0	10.0	10.0	10.0	10.0	10.0	10.0
Same-sex relationships	10.0	10.0	10.0	10.0	10.0	10.0	10.0	10.0	10.0	10.0	10.0	10.0
Divorce	10.0	10.0	10.0	10.0	10.0	10.0	10.0	10.0	10.0	10.0	10.0	10.0
Inheritance rights	10.0	10.0	10.0	10.0	10.0	10.0	10.0	10.0	10.0	10.0	10.0	10.0
Female genital mutilation	9.5	9.5	9.5	9.5	9.5	10.0	10.0	10.0	10.0	10.0	10.0	10.0

Note: The data source V-Dem = Varieties of Democracy; the data source CLD = Civil Liberty Dataset.

Ranking
137

DJIBOUTI

SUB-SAHARAN AFRICA

Score
5.84

PERSONAL FREEDOM

Ranking
149/165

Score
5.24



ECONOMIC FREEDOM

Ranking
105/165

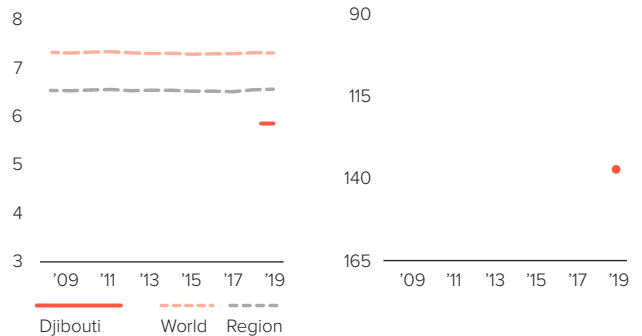
Score
6.68



HUMAN FREEDOM

Score over time

Ranking over time



DJIBOUTI

SUB-SAHARAN AFRICA

	2008	2009	2010	2011	2012	2013	2014	2015	2016	2017	2018	2019
Human freedom	-	-	-	-	-	-	-	-	-	-	-	5.84
Ranking	-	-	-	-	-	-	-	-	-	-	-	137
Economic freedom	-	-	-	-	-	-	-	-	-	-	-	6.68
Personal freedom	-	-	-	-	-	-	-	-	-	-	-	5.24
Rule of law	-	-	-	-	-	-	-	-	-	-	-	3.8
Procedural justice	-	-	-	-	-	-	-	-	-	-	-	-
Civil justice	-	-	-	-	-	-	-	-	-	-	-	-
Criminal justice	-	-	-	-	-	-	-	-	-	-	-	-
Security and safety	-	-	-	-	-	-	-	-	-	-	-	7.9
Homicide	-	-	-	-	-	-	-	-	-	-	-	8.1
Disappearances, conflicts, terrorism	-	-	-	-	-	-	-	-	-	-	-	7.7
Movement	-	-	-	-	-	-	-	-	-	-	-	7.2
Freedom of movement (V-Dem)	-	-	-	-	-	-	-	-	-	-	-	6.8
Freedom of movement (CLD)	-	-	-	-	-	-	-	-	-	-	-	7.5
Religion	-	-	-	-	-	-	-	-	-	-	-	5.3
Freedom of religion	-	-	-	-	-	-	-	-	-	-	-	5.7
Religious organization repression	-	-	-	-	-	-	-	-	-	-	-	4.9
Association, assembly, civil society	-	-	-	-	-	-	-	-	-	-	-	5.0
Civil society entry and exit	-	-	-	-	-	-	-	-	-	-	-	5.3
Freedom of assembly	-	-	-	-	-	-	-	-	-	-	-	2.7
Freedom to form/run political parties	-	-	-	-	-	-	-	-	-	-	-	6.4
Civil society repression	-	-	-	-	-	-	-	-	-	-	-	5.5
Expression and information	-	-	-	-	-	-	-	-	-	-	-	4.3
Press killed	-	-	-	-	-	-	-	-	-	-	-	10.0
Press jailed	-	-	-	-	-	-	-	-	-	-	-	10.0
Academic and cultural expression	-	-	-	-	-	-	-	-	-	-	-	0.0
Harassment of journalists	-	-	-	-	-	-	-	-	-	-	-	6.1
Government censorship effort	-	-	-	-	-	-	-	-	-	-	-	2.3
Internet censorship effort	-	-	-	-	-	-	-	-	-	-	-	2.8
Media self-censorship	-	-	-	-	-	-	-	-	-	-	-	2.8
Media freedom	-	-	-	-	-	-	-	-	-	-	-	2.6
Freedom of expression	-	-	-	-	-	-	-	-	-	-	-	2.2
Relationships	-	-	-	-	-	-	-	-	-	-	-	3.3
Same-sex relationships	-	-	-	-	-	-	-	-	-	-	-	10.0
Divorce	-	-	-	-	-	-	-	-	-	-	-	2.5
Inheritance rights	-	-	-	-	-	-	-	-	-	-	-	0.0
Female genital mutilation	-	-	-	-	-	-	-	-	-	-	-	0.6

Note: The data source V-Dem = Varieties of Democracy; the data source CLD = Civil Liberty Dataset.

Ranking
54

DOMINICAN REPUBLIC

LATIN AMERICA & THE CARIBBEAN

Score
7.88

PERSONAL FREEDOM

Ranking
55/165

Score
8.09



ECONOMIC FREEDOM

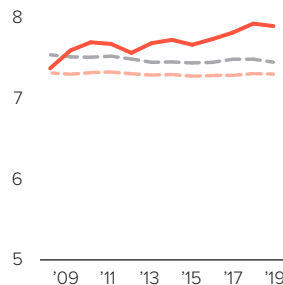
Ranking
51/165

Score
7.58

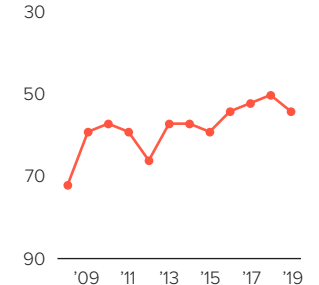


HUMAN FREEDOM

Score over time



Ranking over time



DOMINICAN REPUBLIC

LATIN AMERICA & THE CARIBBEAN

	2008	2009	2010	2011	2012	2013	2014	2015	2016	2017	2018	2019
Human freedom	7.36	7.58	7.68	7.66	7.55	7.67	7.71	7.65	7.72	7.80	7.91	7.88
Ranking	72	59	57	59	66	57	57	59	54	52	50	54
Economic freedom	6.70	7.20	7.42	7.46	7.23	7.43	7.53	7.53	7.49	7.44	7.57	7.58
Personal freedom	7.84	7.84	7.87	7.81	7.78	7.84	7.83	7.74	7.88	8.05	8.15	8.09
Rule of law	5.1	5.1	5.1	5.1	4.5	4.6	4.5	4.4	4.4	4.2	4.4	4.4
Procedural justice	5.6	5.6	5.6	5.6	4.9	5.2	5.5	5.2	5.2	4.8	5.2	5.2
Civil justice	5.1	5.1	5.1	5.1	4.8	5.1	4.6	4.5	4.5	4.3	4.5	4.5
Criminal justice	4.7	4.7	4.7	4.7	3.8	3.7	3.4	3.3	3.3	3.4	3.6	3.6
Security and safety	6.1	5.8	5.9	5.9	6.3	6.4	7.0	7.3	7.3	7.8	8.2	8.1
Homicide	2.8	2.9	2.7	2.7	3.5	4.4	4.9	5.6	5.5	6.6	7.1	7.1
Disappearances, conflicts, terrorism	9.4	8.7	9.1	9.1	9.1	8.4	9.1	9.1	9.1	9.0	9.2	9.1
Movement	8.5	8.5	8.5	8.5	8.5	8.5	8.5	8.5	8.5	9.8	9.8	9.8
Freedom of movement (V-Dem)	9.5	9.5	9.5	9.5	9.5	9.5	9.5	9.5	9.6	9.6	9.6	9.6
Freedom of movement (CLD)	7.5	7.5	7.5	7.5	7.5	7.5	7.5	7.5	7.5	10.0	10.0	10.0
Religion	9.7	9.7	9.7	9.7	9.7	9.7	9.1	9.0	9.6	9.6	9.6	9.6
Freedom of religion	9.7	9.7	9.7	9.7	9.7	9.7	8.5	8.5	9.7	9.7	9.7	9.7
Religious organization repression	9.8	9.8	9.8	9.8	9.8	9.8	9.8	9.6	9.6	9.6	9.6	9.6
Association, assembly, civil society	8.6	8.6	8.8	8.7	8.7	8.7	8.7	8.5	8.5	8.7	8.7	8.7
Civil society entry and exit	8.5	8.5	8.5	8.5	8.5	8.5	8.5	8.7	8.7	8.7	8.7	8.7
Freedom of assembly	8.0	8.0	8.0	8.0	8.0	8.0	8.0	8.0	8.0	8.8	8.8	8.8
Freedom to form/run political parties	9.0	9.0	9.0	9.0	9.0	8.9	8.9	8.9	8.9	8.6	8.6	8.8
Civil society repression	9.0	9.0	9.4	9.3	9.3	9.3	9.3	8.6	8.6	8.6	8.6	8.6
Expression and information	7.4	7.7	7.7	7.3	7.4	7.6	7.6	7.0	7.4	6.9	7.0	6.6
Press killed	3.6	6.9	6.9	3.8	3.8	7.0	7.0	7.0	10.0	4.4	4.4	4.4
Press jailed	10.0	10.0	10.0	10.0	10.0	10.0	10.0	10.0	10.0	10.0	10.0	10.0
Academic and cultural expression	7.5	7.5	7.5	7.5	7.5	7.5	7.5	5.0	5.0	5.0	5.0	5.0
Harassment of journalists	7.8	7.8	7.5	7.5	7.5	6.8	6.8	6.8	6.8	6.8	6.8	6.6
Government censorship effort	7.6	7.6	7.6	7.6	7.6	7.6	7.6	6.5	6.5	6.5	7.3	5.4
Internet censorship effort	9.9	9.9	9.9	9.9	9.9	9.9	9.9	9.9	9.9	9.9	9.9	9.9
Media self-censorship	5.7	5.7	5.7	5.7	5.7	5.7	5.7	5.7	5.7	5.7	5.7	4.9
Media freedom	7.5	7.5	7.2	7.2	7.2	7.2	7.2	6.1	6.1	6.1	6.1	6.1
Freedom of expression	7.0	6.5	7.0	6.5	7.0	6.5	7.0	6.5	7.0	7.8	8.2	7.2
Relationships	9.4	9.4	9.4	9.4	9.4	9.4	9.4	9.4	9.4	9.4	9.4	9.4
Same-sex relationships	10.0	10.0	10.0	10.0	10.0	10.0	10.0	10.0	10.0	10.0	10.0	10.0
Divorce	7.5	7.5	7.5	7.5	7.5	7.5	7.5	7.5	7.5	7.5	7.5	7.5
Inheritance rights	10.0	10.0	10.0	10.0	10.0	10.0	10.0	10.0	10.0	10.0	10.0	10.0
Female genital mutilation	10.0	10.0	10.0	10.0	10.0	10.0	10.0	10.0	10.0	10.0	10.0	10.0

Note: The data source V-Dem = Varieties of Democracy; the data source CLD = Civil Liberty Dataset.

Ranking
72

ECUADOR

LATIN AMERICA & THE CARIBBEAN

Score
7.43

PERSONAL FREEDOM Ranking 67/165 Score 7.96

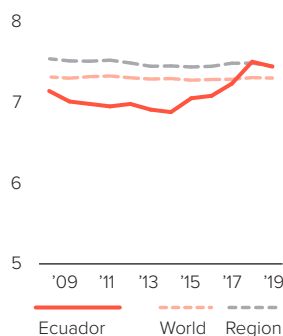


ECONOMIC FREEDOM Ranking 105/165 Score 6.68

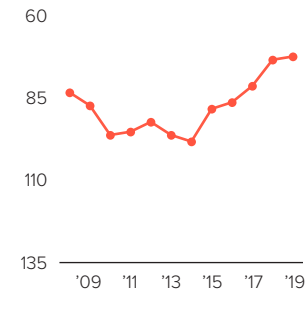


HUMAN FREEDOM

Score over time



Ranking over time



ECUADOR

LATIN AMERICA & THE CARIBBEAN

	2008	2009	2010	2011	2012	2013	2014	2015	2016	2017	2018	2019
Human freedom	7.13	7.00	6.97	6.94	6.97	6.90	6.87	7.04	7.07	7.22	7.49	7.43
Ranking	83	87	96	95	92	96	98	88	86	81	73	72
Economic freedom	6.32	6.19	6.23	6.15	6.26	6.17	6.02	6.46	6.44	6.51	6.62	6.68
Personal freedom	7.70	7.58	7.50	7.50	7.48	7.42	7.48	7.45	7.51	7.72	8.11	7.96
Rule of law	4.6	4.6	4.6	4.6	4.0	4.2	4.2	4.3	4.3	4.1	4.4	4.4
Procedural justice	5.3	5.3	5.3	5.3	4.6	5.0	4.6	4.4	4.4	4.0	4.6	4.6
Civil justice	4.2	4.2	4.2	4.2	4.1	4.1	4.4	4.6	4.6	4.8	5.0	5.0
Criminal justice	4.4	4.4	4.4	4.4	3.3	3.5	3.6	3.8	3.8	3.5	3.6	3.6
Security and safety	6.8	6.9	6.9	7.2	7.6	7.8	8.2	8.5	8.7	8.8	8.6	8.7
Homicide	4.8	4.8	4.9	5.5	6.4	6.8	7.6	8.1	8.3	8.3	8.3	8.3
Disappearances, conflicts, terrorism	9.0	9.0	8.9	8.9	8.9	8.8	8.8	8.9	9.2	9.3	9.0	9.1
Movement	9.8	9.8	9.8	9.8	9.8	9.8	9.8	9.8	9.8	9.8	9.8	9.8
Freedom of movement (V-Dem)	9.6	9.6	9.6	9.6	9.6	9.6	9.6	9.6	9.6	9.6	9.6	9.6
Freedom of movement (CLD)	10.0	10.0	10.0	10.0	10.0	10.0	10.0	10.0	10.0	10.0	10.0	10.0
Religion	9.6	9.6	9.5	9.5	9.5	9.5	9.5	9.5	9.5	9.8	9.8	9.6
Freedom of religion	9.8	9.8	9.6	9.6	9.6	9.6	9.6	9.6	9.6	9.8	9.8	9.4
Religious organization repression	9.5	9.5	9.5	9.5	9.5	9.5	9.5	9.5	9.5	9.8	9.8	9.8
Association, assembly, civil society	7.2	6.6	6.1	6.0	6.1	5.5	5.3	5.0	5.1	6.2	7.6	6.9
Civil society entry and exit	7.3	5.9	4.6	4.6	4.6	3.8	3.1	2.8	2.8	4.0	7.8	6.5
Freedom of assembly	7.2	7.2	7.2	6.8	6.8	6.0	6.0	5.3	5.3	6.2	7.0	7.2
Freedom to form/run political parties	9.0	9.0	9.0	9.0	9.0	9.0	9.0	9.0	9.0	9.3	9.5	9.5
Civil society repression	5.5	4.5	3.6	3.6	3.8	3.2	3.2	3.0	3.2	5.2	6.3	4.6
Expression and information	6.4	6.1	6.2	6.0	6.0	5.8	5.9	5.6	5.8	6.6	7.8	7.6
Press killed	7.8	7.8	10.0	10.0	8.1	8.1	8.1	8.1	8.1	10.0	10.0	10.0
Press jailed	8.3	8.3	8.3	8.3	8.3	10.0	10.0	10.0	10.0	8.5	8.5	8.5
Academic and cultural expression	2.5	2.5	2.5	2.5	2.5	2.5	2.5	2.5	2.5	5.0	5.0	5.0
Harassment of journalists	8.1	7.7	7.1	6.9	6.9	6.2	6.4	6.1	6.2	7.5	7.5	7.5
Government censorship effort	6.2	6.9	5.8	5.8	6.4	3.8	3.8	3.8	3.8	3.5	8.7	7.1
Internet censorship effort	5.2	5.2	5.2	5.2	5.2	5.9	5.9	5.5	5.5	7.1	8.9	7.8
Media self-censorship	5.2	5.2	4.5	4.7	4.7	5.2	5.2	5.2	5.2	6.4	6.7	6.3
Media freedom	5.8	5.8	5.3	5.0	5.0	5.1	5.1	5.1	5.5	6.3	8.1	8.5
Freedom of expression	8.2	5.5	7.0	5.5	6.5	5.0	6.5	4.5	5.5	5.0	6.8	7.8
Relationships	9.4	9.4	9.4	9.4	9.4	9.4	9.4	9.4	9.4	8.8	8.8	8.8
Same-sex relationships	10.0	10.0	10.0	10.0	10.0	10.0	10.0	10.0	10.0	10.0	10.0	10.0
Divorce	7.5	7.5	7.5	7.5	7.5	7.5	7.5	7.5	7.5	7.5	7.5	7.5
Inheritance rights	10.0	10.0	10.0	10.0	10.0	10.0	10.0	10.0	10.0	7.5	7.5	7.5
Female genital mutilation	10.0	10.0	10.0	10.0	10.0	10.0	10.0	10.0	10.0	10.0	10.0	10.0

Note: The data source V-Dem = Varieties of Democracy; the data source CLD = Civil Liberty Dataset.

Ranking
161

EGYPT, ARAB REP.

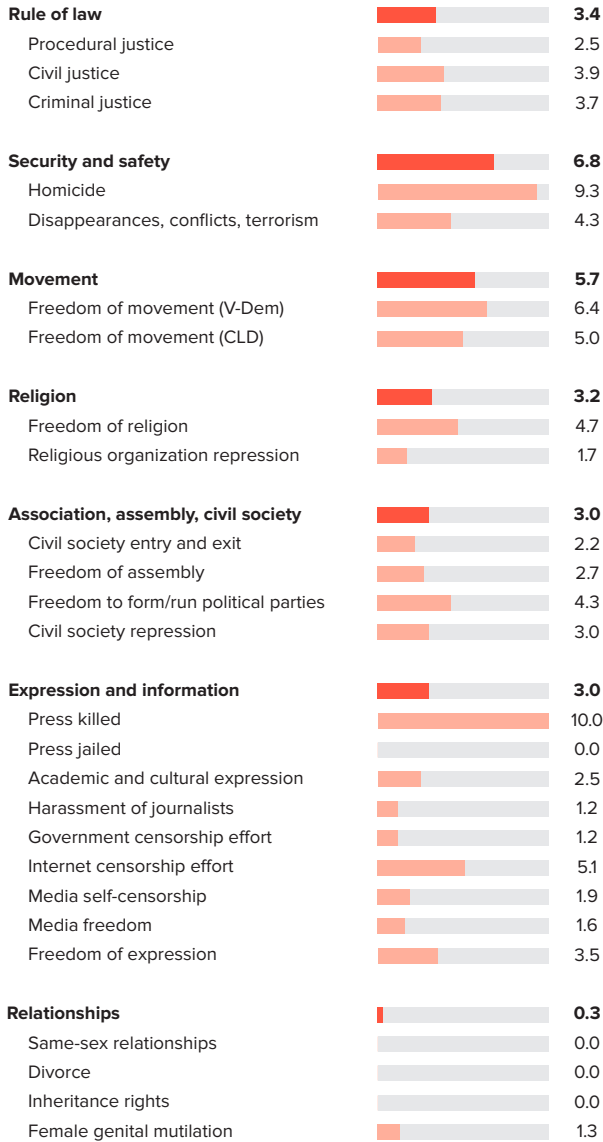
MIDDLE EAST & NORTH AFRICA

Score
4.49

PERSONAL FREEDOM

Ranking
163/165

Score
3.63



ECONOMIC FREEDOM

Ranking
149/165

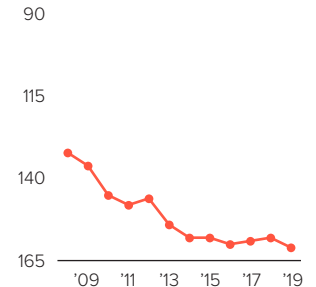
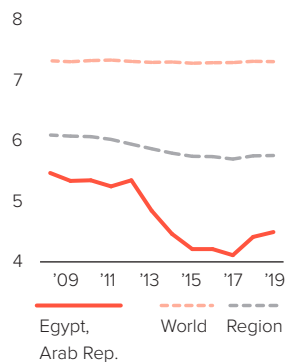
Score
5.68



HUMAN FREEDOM

Score over time

Ranking over time



EGYPT, ARAB REP.

MIDDLE EAST & NORTH AFRICA

	2008	2009	2010	2011	2012	2013	2014	2015	2016	2017	2018	2019
Human freedom	5.46	5.33	5.34	5.24	5.34	4.84	4.46	4.21	4.21	4.11	4.41	4.49
Ranking	132	136	145	148	146	154	158	158	160	159	158	161
Economic freedom	6.23	6.00	6.08	6.04	5.98	5.69	5.52	5.27	5.15	4.94	5.51	5.68
Personal freedom	4.92	4.85	4.81	4.68	4.88	4.24	3.70	3.45	3.53	3.53	3.62	3.63
Rule of law	4.2	4.2	4.2	4.2	3.7	3.5	3.5	3.6	3.6	3.6	3.4	3.4
Procedural justice	3.3	3.3	3.3	3.3	3.1	2.3	2.4	3.0	3.0	3.1	2.5	2.5
Civil justice	4.6	4.6	4.6	4.6	3.9	3.9	3.8	3.8	3.8	3.8	3.9	3.9
Criminal justice	4.5	4.5	4.5	4.5	4.1	4.3	4.3	4.2	4.2	4.1	3.7	3.7
Security and safety	8.3	8.2	8.2	7.4	8.2	6.8	6.6	5.4	5.9	5.8	6.8	6.8
Homicide	9.6	9.7	9.4	9.1	9.3	9.3	9.3	9.3	9.3	9.3	9.3	9.3
Disappearances, conflicts, terrorism	7.0	6.6	7.1	5.6	7.1	4.3	4.0	1.5	2.5	2.3	4.4	4.3
Movement	6.1	6.1	6.1	5.9	5.9	5.5	5.5	5.9	6.0	5.6	5.6	5.7
Freedom of movement (V-Dem)	7.2	7.2	7.2	6.8	6.7	6.0	6.1	6.8	6.9	6.2	6.2	6.4
Freedom of movement (CLD)	5.0	5.0	5.0	5.0	5.0	5.0	5.0	5.0	5.0	5.0	5.0	5.0
Religion	5.0	5.0	4.7	5.0	5.7	4.8	2.9	2.7	2.8	3.2	3.1	3.2
Freedom of religion	5.5	5.5	5.4	5.4	5.4	5.3	4.9	4.7	4.8	5.0	4.7	4.7
Religious organization repression	4.6	4.6	4.0	4.7	6.1	4.4	1.0	0.8	0.8	1.4	1.4	1.7
Association, assembly, civil society	4.2	4.1	4.1	4.7	4.8	4.2	3.7	3.4	3.4	3.3	3.1	3.0
Civil society entry and exit	2.9	2.6	2.6	3.4	3.4	2.7	2.5	2.5	2.5	2.2	2.2	2.2
Freedom of assembly	4.2	4.2	4.2	3.8	3.8	4.5	4.5	3.5	3.5	3.5	2.7	2.7
Freedom to form/run political parties	5.4	5.4	5.4	7.7	8.3	6.6	4.8	4.9	4.7	4.6	4.4	4.3
Civil society repression	4.3	4.2	4.2	3.8	3.7	2.8	3.0	2.8	2.8	3.0	3.0	3.0
Expression and information	5.1	5.0	4.9	5.4	5.6	4.6	3.4	2.9	2.9	2.8	3.1	3.0
Press killed	10.0	10.0	10.0	9.3	9.0	6.6	6.3	6.3	7.0	7.3	9.7	10.0
Press jailed	9.1	8.2	7.9	7.6	7.9	6.8	4.5	0.0	0.0	0.0	0.0	0.0
Academic and cultural expression	2.5	2.5	2.5	2.5	2.5	2.5	2.5	2.5	2.5	2.5	2.5	2.5
Harassment of journalists	4.3	4.3	4.3	5.5	5.2	4.0	2.3	1.5	1.4	1.0	1.2	1.2
Government censorship effort	2.8	2.8	2.8	4.2	4.4	3.1	0.7	0.7	0.6	1.2	1.2	1.2
Internet censorship effort	4.5	4.5	4.5	4.3	6.0	5.4	4.8	5.2	5.2	4.8	4.8	5.1
Media self-censorship	3.4	3.4	3.2	4.0	4.8	3.5	1.8	2.6	2.9	2.2	2.2	1.9
Media freedom	4.4	4.4	4.3	6.6	6.4	4.3	2.2	2.4	2.2	2.1	2.1	1.6
Freedom of expression	5.0	4.5	5.0	4.5	4.5	5.5	5.5	4.5	4.0	4.0	4.0	3.5
Relationships	1.5	1.5	1.5	0.2	0.2	0.2	0.2	0.2	0.2	0.3	0.3	0.3
Same-sex relationships	0.0	0.0	0.0	0.0	0.0	0.0	0.0	0.0	0.0	0.0	0.0	0.0
Divorce	0.0	0.0	0.0	0.0	0.0	0.0	0.0	0.0	0.0	0.0	0.0	0.0
Inheritance rights	5.0	5.0	5.0	0.0	0.0	0.0	0.0	0.0	0.0	0.0	0.0	0.0
Female genital mutilation	1.0	1.0	1.0	0.9	0.9	0.9	0.9	0.9	0.9	1.3	1.3	1.3

Note: The data source V-Dem = Varieties of Democracy; the data source CLD = Civil Liberty Dataset.

Ranking
73

EL SALVADOR

LATIN AMERICA & THE CARIBBEAN

Score
7.39

PERSONAL FREEDOM

Ranking
88/165

Score
7.39



ECONOMIC FREEDOM

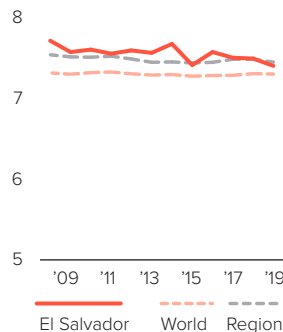
Ranking
60/165

Score
7.39

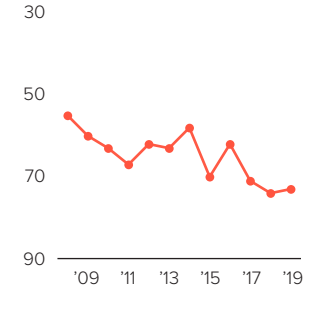


HUMAN FREEDOM

Score over time



Ranking over time



EL SALVADOR

LATIN AMERICA & THE CARIBBEAN

	2008	2009	2010	2011	2012	2013	2014	2015	2016	2017	2018	2019
Human freedom	7.70	7.56	7.59	7.54	7.58	7.55	7.66	7.40	7.56	7.49	7.48	7.39
Ranking	55	60	63	67	62	63	58	70	62	71	74	73
Economic freedom	7.73	7.49	7.43	7.37	7.30	7.25	7.49	7.33	7.35	7.36	7.39	7.39
Personal freedom	7.67	7.60	7.71	7.66	7.78	7.75	7.78	7.45	7.71	7.58	7.54	7.39
Rule of law	3.9	3.9	3.9	3.9	4.6	4.8	4.5	4.4	4.4	4.3	4.5	4.5
Procedural justice	4.4	4.4	4.4	4.4	6.1	6.1	5.4	5.1	5.1	5.0	5.0	5.0
Civil justice	4.9	4.9	4.9	4.9	4.7	5.1	4.8	5.0	5.0	5.1	5.3	5.3
Criminal justice	2.5	2.5	2.5	2.5	3.1	3.4	3.4	3.0	3.0	2.9	3.1	3.1
Security and safety	4.5	4.5	4.5	4.3	4.5	4.5	4.5	4.5	4.5	4.0	4.0	4.0
Homicide	0.0	0.0	0.0	0.0	0.0	0.0	0.0	0.0	0.0	0.0	0.0	0.0
Disappearances, conflicts, terrorism	9.0	9.0	9.0	8.6	8.9	8.9	8.9	8.9	8.9	8.0	7.9	8.0
Movement	9.7	9.7	9.7	9.7	9.7	9.6	9.6	8.3	9.6	9.7	9.5	9.4
Freedom of movement (V-Dem)	9.4	9.4	9.4	9.4	9.4	9.2	9.2	9.2	9.3	9.3	9.0	8.8
Freedom of movement (CLD)	10.0	10.0	10.0	10.0	10.0	10.0	10.0	7.5	10.0	10.0	10.0	10.0
Religion	9.5	9.5	9.6	9.6	9.6	9.6	9.6	9.0	9.6	9.6	9.6	9.3
Freedom of religion	9.7	9.7	9.7	9.8	9.8	9.8	9.8	8.6	9.8	9.8	9.8	9.8
Religious organization repression	9.4	9.4	9.5	9.5	9.5	9.5	9.5	9.5	9.5	9.5	9.5	8.8
Association, assembly, civil society	8.2	8.2	8.7	8.9	8.9	8.7	8.7	8.7	8.5	8.5	8.8	8.5
Civil society entry and exit	7.3	7.6	8.2	8.2	8.2	8.2	8.2	8.2	8.2	8.2	8.8	8.0
Freedom of assembly	7.3	7.0	7.8	8.5	8.5	8.5	8.5	8.5	7.7	7.7	7.7	7.7
Freedom to form/run political parties	9.6	9.7	9.7	9.7	9.7	9.8	9.8	9.8	9.8	9.8	9.7	9.7
Civil society repression	8.4	8.6	9.2	9.2	9.2	8.4	8.4	8.4	8.4	8.4	9.1	8.6
Expression and information	7.9	7.3	7.6	7.1	7.1	7.0	7.5	7.2	7.3	7.5	7.0	6.6
Press killed	10.0	5.2	5.2	0.4	0.4	0.4	5.2	5.2	5.3	5.3	5.3	5.3
Press jailed	10.0	10.0	10.0	10.0	10.0	10.0	10.0	10.0	10.0	10.0	10.0	10.0
Academic and cultural expression	7.5	7.5	7.5	7.5	7.5	7.5	7.5	5.0	5.0	5.0	5.0	5.0
Harassment of journalists	8.0	8.0	8.0	8.0	7.3	6.5	6.5	6.5	6.5	7.7	7.7	6.7
Government censorship effort	6.4	6.4	7.2	7.2	7.2	7.2	7.2	7.2	7.2	7.2	7.2	5.3
Internet censorship effort	9.6	9.6	9.9	9.9	9.9	9.9	9.9	9.9	9.9	9.9	8.9	8.9
Media self-censorship	5.2	5.2	5.4	5.4	5.4	5.4	5.4	5.4	6.2	6.2	4.6	4.4
Media freedom	7.0	7.0	8.2	8.2	8.2	8.2	8.2	8.2	8.2	8.2	6.8	6.4
Freedom of expression	7.2	7.2	6.8	7.8	7.8	7.8	7.8	7.8	7.8	7.8	7.8	7.8
Relationships	10.0	10.0	10.0	10.0	10.0	10.0	10.0	10.0	10.0	9.4	9.4	9.4
Same-sex relationships	10.0	10.0	10.0	10.0	10.0	10.0	10.0	10.0	10.0	10.0	10.0	10.0
Divorce	10.0	10.0	10.0	10.0	10.0	10.0	10.0	10.0	10.0	10.0	10.0	10.0
Inheritance rights	10.0	10.0	10.0	10.0	10.0	10.0	10.0	10.0	10.0	7.5	7.5	7.5
Female genital mutilation	10.0	10.0	10.0	10.0	10.0	10.0	10.0	10.0	10.0	10.0	10.0	10.0

Note: The data source V-Dem = Varieties of Democracy; the data source CLD = Civil Liberty Dataset.

Ranking
4

ESTONIA

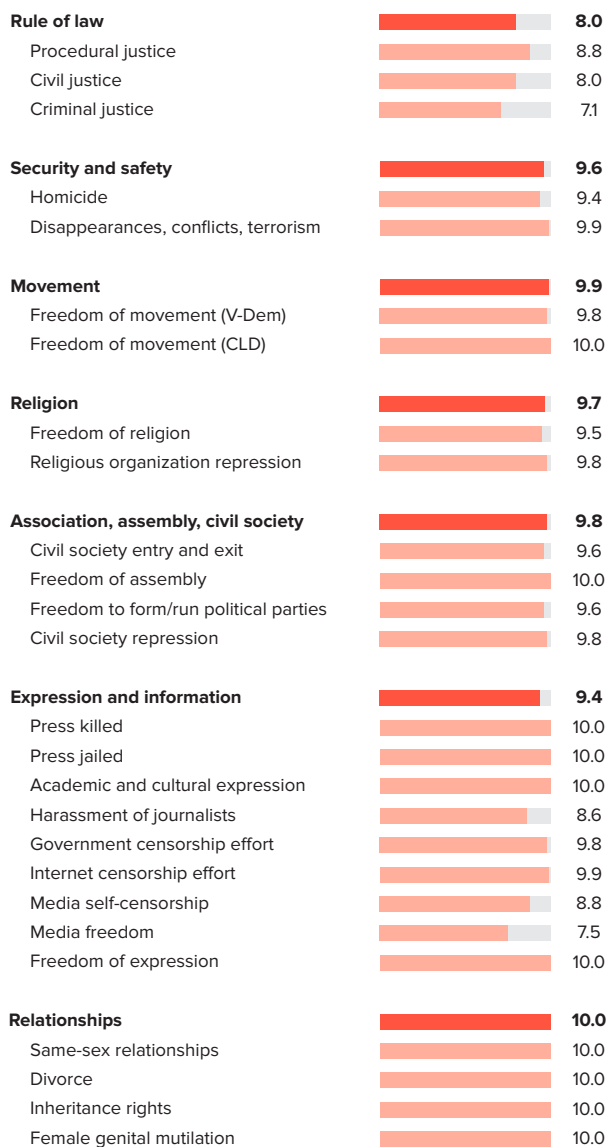
EASTERN EUROPE

Score
8.91

PERSONAL FREEDOM

Ranking
6/165

Score
9.48



ECONOMIC FREEDOM

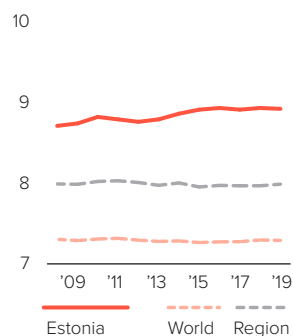
Ranking
13/165

Score
8.11

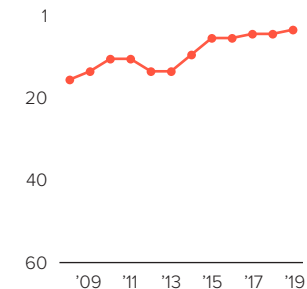


HUMAN FREEDOM

Score over time



Ranking over time



ESTONIA

EASTERN EUROPE

	2008	2009	2010	2011	2012	2013	2014	2015	2016	2017	2018	2019
Human freedom	8.70	8.73	8.81	8.78	8.75	8.78	8.85	8.90	8.92	8.90	8.92	8.91
Ranking	16	14	11	11	14	14	10	6	6	5	5	4
Economic freedom	7.84	7.89	8.05	7.97	7.90	7.93	8.05	8.16	8.10	8.03	8.08	8.11
Personal freedom	9.32	9.32	9.35	9.36	9.36	9.39	9.41	9.44	9.50	9.52	9.53	9.48
Rule of law	7.5	7.5	7.5	7.5	7.5	7.6	7.6	7.8	7.8	8.0	8.0	8.0
Procedural justice	8.0	8.0	8.0	8.0	8.2	8.2	8.0	8.8	8.8	8.8	8.8	8.8
Civil justice	7.1	7.1	7.1	7.1	7.2	7.5	7.7	7.8	7.8	8.0	8.0	8.0
Criminal justice	7.5	7.5	7.5	7.5	7.2	7.1	7.0	6.8	6.8	7.1	7.1	7.1
Security and safety	9.0	9.0	9.2	9.2	9.2	9.4	9.5	9.4	9.6	9.6	9.6	9.6
Homicide	8.1	8.5	8.5	8.6	8.6	8.9	9.1	9.0	9.3	9.4	9.4	9.4
Disappearances, conflicts, terrorism	9.9	9.5	9.9	9.9	9.9	9.9	9.9	9.9	9.9	9.9	9.9	9.9
Movement	9.9	9.9	9.9	9.9	9.9	9.9	9.9	9.9	9.9	9.9	9.9	9.9
Freedom of movement (V-Dem)	9.8	9.8	9.8	9.8	9.8	9.8	9.8	9.8	9.8	9.8	9.8	9.8
Freedom of movement (CLD)	10.0	10.0	10.0	10.0	10.0	10.0	10.0	10.0	10.0	10.0	10.0	10.0
Religion	9.8	9.8	9.8	9.8	9.8	9.8	9.8	9.8	9.8	9.8	9.8	9.7
Freedom of religion	9.7	9.7	9.7	9.7	9.7	9.7	9.7	9.7	9.7	9.7	9.7	9.5
Religious organization repression	9.8	9.8	9.8	9.8	9.8	9.8	9.8	9.8	9.8	9.8	9.8	9.8
Association, assembly, civil society	9.4	9.4	9.4	9.4	9.4	9.5	9.5	9.5	9.8	9.8	9.8	9.8
Civil society entry and exit	9.4	9.4	9.4	9.4	9.4	9.6	9.6	9.6	9.6	9.6	9.6	9.6
Freedom of assembly	9.2	9.2	9.2	9.2	9.2	9.2	9.2	9.2	10.0	10.0	10.0	10.0
Freedom to form/run political parties	9.4	9.4	9.4	9.4	9.4	9.4	9.5	9.6	9.6	9.6	9.6	9.6
Civil society repression	9.8	9.8	9.8	9.8	9.8	9.8	9.8	9.8	9.8	9.8	9.8	9.8
Expression and information	9.6	9.6	9.6	9.6	9.6	9.6	9.6	9.6	9.7	9.6	9.6	9.4
Press killed	10.0	10.0	10.0	10.0	10.0	10.0	10.0	10.0	10.0	10.0	10.0	10.0
Press jailed	10.0	10.0	10.0	10.0	10.0	10.0	10.0	10.0	10.0	10.0	10.0	10.0
Academic and cultural expression	10.0	10.0	10.0	10.0	10.0	10.0	10.0	10.0	10.0	10.0	10.0	10.0
Harassment of journalists	9.3	9.3	9.3	9.3	9.3	9.3	9.3	9.3	9.3	9.3	9.3	8.6
Government censorship effort	9.5	9.5	9.8	9.8	9.8	9.8	9.8	9.8	9.8	9.8	9.8	9.8
Internet censorship effort	9.9	9.9	9.9	9.9	9.9	9.9	9.9	9.9	9.9	9.9	9.9	9.9
Media self-censorship	8.9	8.9	8.9	8.9	8.9	8.9	8.9	8.9	9.5	8.8	8.8	8.8
Media freedom	8.7	8.7	8.7	8.7	8.7	8.7	8.4	8.4	8.8	8.8	8.8	7.5
Freedom of expression	10.0	10.0	10.0	10.0	10.0	10.0	10.0	10.0	10.0	10.0	10.0	10.0
Relationships	10.0	10.0	10.0	10.0	10.0	10.0	10.0	10.0	10.0	10.0	10.0	10.0
Same-sex relationships	10.0	10.0	10.0	10.0	10.0	10.0	10.0	10.0	10.0	10.0	10.0	10.0
Divorce	10.0	10.0	10.0	10.0	10.0	10.0	10.0	10.0	10.0	10.0	10.0	10.0
Inheritance rights	10.0	10.0	10.0	10.0	10.0	10.0	10.0	10.0	10.0	10.0	10.0	10.0
Female genital mutilation	10.0	10.0	10.0	10.0	10.0	10.0	10.0	10.0	10.0	10.0	10.0	10.0

Note: The data source V-Dem = Varieties of Democracy; the data source CLD = Civil Liberty Dataset.

Ranking
139

ESWATINI

SUB-SAHARAN AFRICA

Score
5.79

PERSONAL FREEDOM Ranking 137/165 Score 5.60

Rule of law **4.4**

- Procedural justice -
- Civil justice -
- Criminal justice -

Security and safety **7.6**

- Homicide 6.6
- Disappearances, conflicts, terrorism 8.5

Movement **7.4**

- Freedom of movement (V-Dem) 7.4
- Freedom of movement (CLD) 7.5

Religion **7.8**

- Freedom of religion 7.4
- Religious organization repression 8.2

Association, assembly, civil society **2.4**

- Civil society entry and exit 1.7
- Freedom of assembly 3.5
- Freedom to form/run political parties 1.3
- Civil society repression 3.3

Expression and information **4.6**

- Press killed 10.0
- Press jailed 10.0
- Academic and cultural expression 2.5
- Harassment of journalists 3.3
- Government censorship effort 1.4
- Internet censorship effort 5.1
- Media self-censorship 2.4
- Media freedom 3.3
- Freedom of expression 3.5

Relationships **5.0**

- Same-sex relationships 5.0
- Divorce 2.5
- Inheritance rights 2.5
- Female genital mutilation 10.0

ECONOMIC FREEDOM Ranking 136/165 Score 6.05

Size of government **5.8**

- Government consumption 4.6
- Transfers and subsidies 9.9
- Government investment 3.8
- Top marginal tax rate 7.0
- State ownership of assets 3.8

Legal system and property rights **3.8**

- Judicial independence 4.3
- Impartial courts 5.4
- Protection of property rights 6.0
- Military interference -
- Integrity of the legal system 3.8
- Legal enforcement of contracts 1.6
- Regulatory costs 7.2
- Reliability of police 6.5

Sound money **7.5**

- Money growth 7.5
- Standard deviation of inflation 8.0
- Inflation: Most recent year 9.5
- Freedom to own foreign currency 5.0

Freedom to trade internationally **6.0**

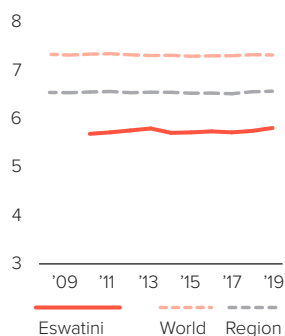
- Tariffs 5.5
- Regulatory trade barriers 4.6
- Black-market exchange rates 10.0
- Movement of capital and people 3.9

Regulation **7.2**

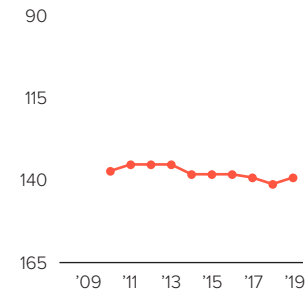
- Credit market regulations 7.9
- Labor market regulations 7.6
- Business regulations 5.9

HUMAN FREEDOM

Score over time



Ranking over time



ESWATINI

SUB-SAHARAN AFRICA

	2008	2009	2010	2011	2012	2013	2014	2015	2016	2017	2018	2019
Human freedom	-	-	5.67	5.70	5.74	5.78	5.69	5.70	5.72	5.70	5.73	5.79
Ranking	-	-	137	135	135	135	138	138	138	139	141	139
Economic freedom	-	-	6.05	6.13	6.08	6.15	6.20	6.15	6.14	6.07	6.09	6.05
Personal freedom	-	-	5.40	5.38	5.50	5.51	5.33	5.38	5.41	5.44	5.47	5.60
Rule of law	-	-	4.4	4.4	4.4	4.5	4.7	4.7	4.6	4.7	4.8	4.4
Procedural justice	-	-	-	-	-	-	-	-	-	-	-	-
Civil justice	-	-	-	-	-	-	-	-	-	-	-	-
Criminal justice	-	-	-	-	-	-	-	-	-	-	-	-
Security and safety	-	-	6.8	7.0	7.8	7.7	7.9	8.0	7.9	7.7	7.7	7.6
Homicide	-	-	5.0	5.9	7.6	7.3	6.9	7.1	7.0	6.6	6.6	6.6
Disappearances, conflicts, terrorism	-	-	8.7	8.1	8.1	8.1	8.9	8.9	8.9	8.8	8.9	8.5
Movement	-	-	7.0	7.0	7.0	7.0	7.0	7.0	7.0	7.0	7.3	7.4
Freedom of movement (V-Dem)	-	-	6.4	6.5	6.5	6.5	6.5	6.5	6.5	6.6	7.1	7.4
Freedom of movement (CLD)	-	-	7.5	7.5	7.5	7.5	7.5	7.5	7.5	7.5	7.5	7.5
Religion	-	-	7.6	7.6	7.6	7.6	7.6	7.6	7.6	7.6	7.6	7.8
Freedom of religion	-	-	7.1	7.1	7.1	7.1	7.1	7.1	7.1	7.1	7.1	7.4
Religious organization repression	-	-	8.0	8.0	8.0	8.1	8.1	8.1	8.1	8.1	8.2	8.2
Association, assembly, civil society	-	-	1.9	2.2	2.2	2.2	1.9	1.9	2.2	2.2	2.3	2.4
Civil society entry and exit	-	-	1.4	1.4	1.4	1.4	1.4	1.4	1.4	1.4	1.7	1.7
Freedom of assembly	-	-	1.2	2.5	2.5	2.5	1.2	1.2	2.5	2.5	2.5	3.5
Freedom to form/run political parties	-	-	1.5	1.6	1.6	1.7	1.7	1.7	1.7	1.7	1.7	1.3
Civil society repression	-	-	3.5	3.3	3.3	3.1	3.1	3.1	3.1	3.3	3.3	3.3
Expression and information	-	-	4.6	4.5	4.5	4.7	3.3	3.6	3.6	3.8	3.5	4.6
Press killed	-	-	10.0	10.0	10.0	10.0	10.0	10.0	10.0	10.0	10.0	10.0
Press jailed	-	-	10.0	10.0	10.0	10.0	0.0	0.0	0.0	0.0	0.0	10.0
Academic and cultural expression	-	-	2.5	2.5	2.5	2.5	0.0	2.5	2.5	2.5	2.5	2.5
Harassment of journalists	-	-	3.5	3.5	3.5	3.7	3.7	3.7	3.7	3.9	3.6	3.3
Government censorship effort	-	-	1.5	1.5	1.5	2.0	2.0	2.0	2.0	2.0	1.4	1.4
Internet censorship effort	-	-	5.6	5.6	5.6	5.0	5.0	5.0	5.0	5.8	5.1	5.1
Media self-censorship	-	-	1.2	0.9	0.9	2.5	2.5	2.5	2.5	2.8	2.4	2.4
Media freedom	-	-	1.7	1.7	1.7	1.6	1.6	1.6	1.6	1.6	1.6	3.3
Freedom of expression	-	-	5.0	5.0	5.0	5.0	5.0	5.0	5.0	5.0	5.0	3.5
Relationships	-	-	5.6	5.0	5.0	5.0	5.0	5.0	5.0	5.0	5.0	5.0
Same-sex relationships	-	-	5.0	5.0	5.0	5.0	5.0	5.0	5.0	5.0	5.0	5.0
Divorce	-	-	2.5	2.5	2.5	2.5	2.5	2.5	2.5	2.5	2.5	2.5
Inheritance rights	-	-	5.0	2.5	2.5	2.5	2.5	2.5	2.5	2.5	2.5	2.5
Female genital mutilation	-	-	10.0	10.0	10.0	10.0	10.0	10.0	10.0	10.0	10.0	10.0

Note: The data source V-Dem = Varieties of Democracy; the data source CLD = Civil Liberty Dataset.

Ranking
132

ETHIOPIA

SUB-SAHARAN AFRICA

Score
5.95

PERSONAL FREEDOM

Ranking
122/165

Score
6.00



ECONOMIC FREEDOM

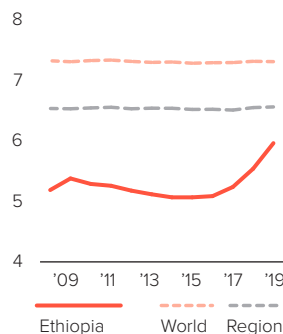
Ranking
144/165

Score
5.87

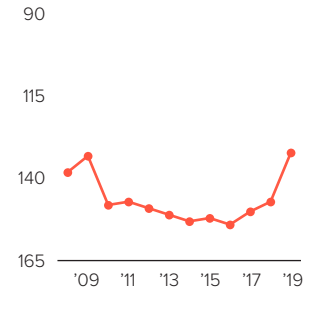


HUMAN FREEDOM

Score over time



Ranking over time



ETHIOPIA

SUB-SAHARAN AFRICA

	2008	2009	2010	2011	2012	2013	2014	2015	2016	2017	2018	2019
Human freedom	5.18	5.37	5.28	5.25	5.17	5.11	5.06	5.06	5.08	5.23	5.53	5.95
Ranking	138	133	148	147	149	151	153	152	154	150	147	132
Economic freedom	5.11	5.53	5.35	5.20	5.27	5.41	5.37	5.37	5.60	5.73	5.72	5.87
Personal freedom	5.24	5.25	5.24	5.28	5.10	4.89	4.84	4.83	4.72	4.88	5.39	6.00
Rule of law	4.5	4.5	4.5	4.5	3.8	3.3	3.0	3.3	3.3	3.2	3.4	3.4
Procedural justice	4.0	4.0	4.0	4.0	3.0	2.3	2.1	2.6	2.6	2.2	2.6	2.6
Civil justice	4.6	4.6	4.6	4.6	3.9	3.6	3.7	3.9	3.9	4.1	4.2	4.2
Criminal justice	4.9	4.9	4.9	4.9	4.5	3.9	3.3	3.4	3.4	3.3	3.4	3.4
Security and safety	6.9	7.2	7.1	7.0	7.1	6.8	7.2	7.1	6.6	6.8	7.3	7.3
Homicide	7.5	7.5	7.5	7.5	7.5	7.8	7.8	7.8	7.8	7.8	7.8	7.8
Disappearances, conflicts, terrorism	6.3	6.8	6.6	6.4	6.7	5.9	6.6	6.4	5.4	5.8	6.8	6.8
Movement	7.4	7.4	7.4	7.4	7.4	7.4	7.4	7.3	7.3	7.2	7.3	7.4
Freedom of movement (V-Dem)	7.4	7.4	7.4	7.4	7.4	7.3	7.3	7.0	7.0	7.0	7.1	7.4
Freedom of movement (CLD)	7.5	7.5	7.5	7.5	7.5	7.5	7.5	7.5	7.5	7.5	7.5	7.5
Religion	7.0	6.9	7.0	6.9	6.2	5.8	5.8	5.8	5.5	6.2	6.8	7.6
Freedom of religion	8.4	8.3	8.4	8.2	6.9	6.2	6.2	6.2	5.9	7.3	7.7	8.0
Religious organization repression	5.5	5.5	5.7	5.6	5.6	5.4	5.4	5.4	5.2	5.0	6.0	7.2
Association, assembly, civil society	3.8	3.7	3.6	3.7	3.7	3.7	3.5	3.5	3.5	3.2	4.0	6.0
Civil society entry and exit	2.6	2.6	2.4	2.4	2.4	1.8	1.8	1.8	1.8	1.3	1.2	5.3
Freedom of assembly	3.0	2.7	2.7	2.7	2.7	2.3	1.5	1.8	1.8	1.5	3.2	4.2
Freedom to form/run political parties	6.7	6.7	6.6	6.6	6.6	6.6	6.6	6.6	6.4	6.4	7.8	7.8
Civil society repression	3.0	2.9	2.9	2.9	3.0	3.9	3.9	3.9	3.9	3.4	3.8	6.8
Expression and information	3.4	3.4	3.4	3.8	3.7	3.5	3.2	3.1	3.0	3.0	4.3	5.7
Press killed	10.0	10.0	10.0	10.0	10.0	10.0	10.0	10.0	10.0	10.0	10.0	10.0
Press jailed	0.0	0.0	0.9	4.6	3.7	2.5	0.0	0.0	0.0	0.0	0.0	2.4
Academic and cultural expression	0.0	0.0	0.0	0.0	0.0	0.0	0.0	0.0	0.0	0.0	2.5	2.5
Harassment of journalists	3.7	3.7	3.9	3.9	3.9	4.1	4.1	4.1	3.8	3.8	6.2	5.6
Government censorship effort	1.3	1.3	1.3	1.3	1.3	1.3	1.3	1.3	1.3	1.5	3.2	8.2
Internet censorship effort	5.4	5.4	5.0	5.0	5.0	5.0	5.0	5.0	4.2	3.5	5.2	7.2
Media self-censorship	2.9	2.9	2.7	2.7	2.7	2.7	2.7	2.7	2.7	2.4	3.7	5.9
Media freedom	2.8	2.8	2.3	2.3	2.3	2.3	2.3	2.3	2.3	3.1	4.2	5.4
Freedom of expression	4.5	4.5	4.0	4.0	4.0	3.5	3.5	2.2	2.8	2.2	3.5	4.0
Relationships	3.6	3.6	3.6	3.8	3.8	3.8	3.8	3.8	3.8	4.6	4.6	4.6
Same-sex relationships	0.0	0.0	0.0	0.0	0.0	0.0	0.0	0.0	0.0	0.0	0.0	0.0
Divorce	7.5	7.5	7.5	7.5	7.5	7.5	7.5	7.5	7.5	7.5	7.5	7.5
Inheritance rights	5.0	5.0	5.0	5.0	5.0	5.0	5.0	5.0	5.0	7.5	7.5	7.5
Female genital mutilation	2.0	2.0	2.0	2.6	2.6	2.6	2.6	2.6	2.6	3.5	3.5	3.5

Note: The data source V-Dem = Varieties of Democracy; the data source CLD = Civil Liberty Dataset.

Ranking
75

FIJI

OCEANIA

Score
7.36

PERSONAL FREEDOM

Ranking
69/165

Score
7.90



ECONOMIC FREEDOM

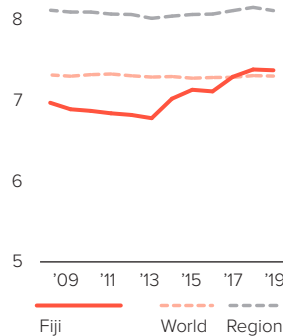
Ranking
114/165

Score
6.54

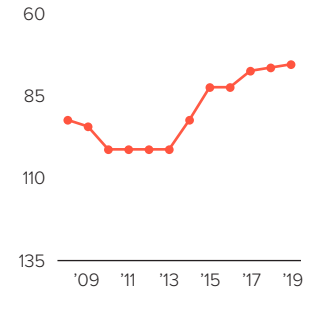


HUMAN FREEDOM

Score over time



Ranking over time



FIJI

OCEANIA

	2008	2009	2010	2011	2012	2013	2014	2015	2016	2017	2018	2019
Human freedom	6.96	6.88	6.86	6.83	6.81	6.77	7.01	7.12	7.10	7.28	7.37	7.36
Ranking	92	94	101	101	101	101	92	82	82	77	76	75
Economic freedom	6.94	6.95	6.83	6.94	6.80	6.57	6.66	6.53	6.51	6.61	6.50	6.54
Personal freedom	6.98	6.83	6.87	6.74	6.81	6.91	7.26	7.54	7.53	7.83	7.94	7.90
Rule of law	4.3	4.0	3.9	3.9	4.0	3.9	4.4	4.6	4.8	4.8	5.0	5.2
Procedural justice	-	-	-	-	-	-	-	-	-	-	-	-
Civil justice	-	-	-	-	-	-	-	-	-	-	-	-
Criminal justice	-	-	-	-	-	-	-	-	-	-	-	-
Security and safety	9.1	9.0	9.2	9.2	9.2	9.2	9.2	9.3	9.3	9.3	9.3	9.2
Homicide	9.4	9.0	9.3	9.3	9.3	9.4	9.3	9.3	9.3	9.3	9.3	9.3
Disappearances, conflicts, terrorism	8.8	8.9	9.0	9.0	9.0	9.0	9.1	9.2	9.2	9.2	9.2	9.1
Movement	8.1	8.1	8.1	8.1	8.1	8.2	8.2	8.3	8.0	9.5	9.5	9.5
Freedom of movement (V-Dem)	8.7	8.7	8.7	8.7	8.8	8.9	9.0	9.0	8.6	9.0	9.0	9.0
Freedom of movement (CLD)	7.5	7.5	7.5	7.5	7.5	7.5	7.5	7.5	7.5	10.0	10.0	10.0
Religion	7.8	7.7	7.6	7.6	7.8	7.9	8.1	9.1	9.1	8.9	8.8	8.6
Freedom of religion	8.1	7.8	7.8	7.8	7.9	8.1	8.1	9.4	9.6	9.7	9.1	9.3
Religious organization repression	7.6	7.5	7.3	7.3	7.7	7.8	8.2	8.8	8.6	8.1	8.6	7.9
Association, assembly, civil society	4.5	4.4	4.7	5.0	5.1	5.6	6.6	7.1	6.6	7.0	7.4	7.2
Civil society entry and exit	3.2	3.2	3.7	3.7	4.0	4.5	5.8	7.3	7.2	6.7	6.3	6.2
Freedom of assembly	2.5	2.5	2.5	3.8	3.8	3.8	5.0	5.0	3.8	5.0	7.5	6.2
Freedom to form/run political parties	7.4	6.6	6.9	6.9	7.0	6.5	7.8	8.0	8.4	8.4	8.4	8.5
Civil society repression	4.8	5.3	5.6	5.6	5.6	7.4	7.7	8.1	7.3	8.1	7.3	7.8
Expression and information	5.0	4.7	4.7	4.7	4.8	4.8	5.5	5.8	6.1	5.9	6.3	6.3
Press killed	10.0	10.0	10.0	10.0	10.0	10.0	10.0	10.0	10.0	10.0	10.0	10.0
Press jailed	10.0	10.0	10.0	10.0	10.0	10.0	10.0	10.0	10.0	10.0	10.0	10.0
Academic and cultural expression	5.0	5.0	5.0	5.0	5.0	5.0	5.0	5.0	5.0	5.0	5.0	5.0
Harassment of journalists	3.3	3.2	3.1	3.1	3.1	3.1	3.7	4.1	4.4	4.3	4.4	5.4
Government censorship effort	0.6	0.6	0.6	0.6	1.0	1.5	2.4	3.7	3.6	4.1	4.4	4.3
Internet censorship effort	5.8	5.8	5.8	5.8	5.8	5.8	7.5	7.6	7.6	7.6	7.6	7.3
Media self-censorship	1.9	1.9	2.3	2.3	2.3	2.3	2.6	3.3	3.5	4.0	4.2	4.2
Media freedom	3.4	3.4	3.1	3.1	3.1	3.1	3.3	3.4	3.6	3.4	3.6	2.8
Freedom of expression	5.0	2.5	2.5	2.5	2.5	2.5	5.0	5.0	7.5	5.0	7.5	7.5
Relationships	10.0	10.0	10.0	8.8	8.8	8.8	8.8	8.8	8.8	9.4	9.4	9.4
Same-sex relationships	10.0	10.0	10.0	10.0	10.0	10.0	10.0	10.0	10.0	10.0	10.0	10.0
Divorce	10.0	10.0	10.0	10.0	10.0	10.0	10.0	10.0	10.0	10.0	10.0	10.0
Inheritance rights	10.0	10.0	10.0	5.0	5.0	5.0	5.0	5.0	5.0	7.5	7.5	7.5
Female genital mutilation	10.0	10.0	10.0	10.0	10.0	10.0	10.0	10.0	10.0	10.0	10.0	10.0

Note: The data source V-Dem = Varieties of Democracy; the data source CLD = Civil Liberty Dataset.

Ranking
6

FINLAND

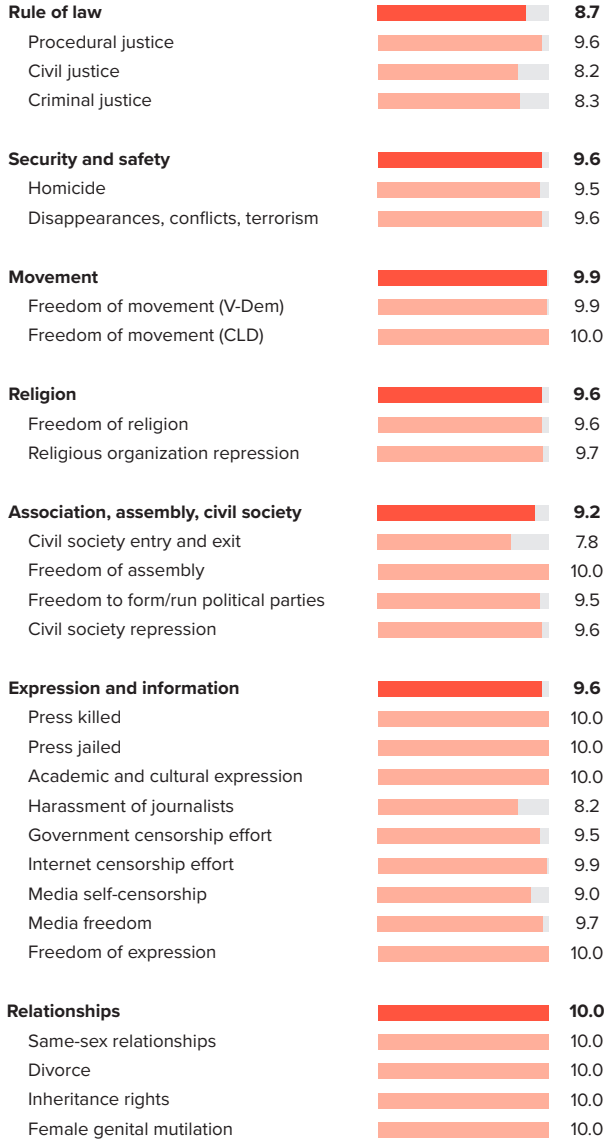
WESTERN EUROPE

Score
8.85

PERSONAL FREEDOM

Ranking
4/165

Score
9.52



ECONOMIC FREEDOM

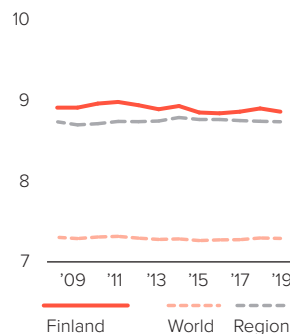
Ranking
21/165

Score
7.92

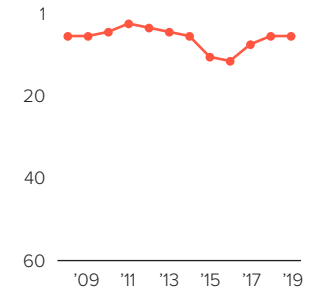


HUMAN FREEDOM

Score over time



Ranking over time



FINLAND

WESTERN EUROPE

	2008	2009	2010	2011	2012	2013	2014	2015	2016	2017	2018	2019
Human freedom	8.90	8.90	8.95	8.97	8.93	8.88	8.92	8.84	8.83	8.85	8.89	8.85
Ranking	6	6	5	3	4	5	6	11	12	8	6	6
Economic freedom	7.90	7.88	7.99	8.05	7.98	7.84	7.92	7.85	7.82	7.87	7.92	7.92
Personal freedom	9.62	9.62	9.62	9.63	9.61	9.62	9.63	9.54	9.55	9.55	9.59	9.52
Rule of law	8.7	8.7	8.7	8.7	8.6	8.6	8.7	8.6	8.6	8.7	8.7	8.7
Procedural justice	9.7	9.7	9.7	9.7	9.7	9.6	9.5	9.5	9.5	9.7	9.6	9.6
Civil justice	7.9	7.9	7.9	7.9	7.5	7.8	8.0	8.0	8.0	8.0	8.2	8.2
Criminal justice	8.7	8.7	8.7	8.7	8.5	8.5	8.5	8.5	8.5	8.4	8.3	8.3
Security and safety	9.6	9.6	9.6	9.7	9.7	9.7	9.7	9.7	9.8	9.6	9.7	9.6
Homicide	9.3	9.4	9.4	9.4	9.5	9.5	9.5	9.6	9.6	9.6	9.5	9.5
Disappearances, conflicts, terrorism	9.9	9.9	9.9	9.9	9.9	9.9	9.9	9.9	9.9	9.6	9.9	9.6
Movement	9.9	9.9	9.9	9.9	9.9	9.9	9.9	9.9	9.9	9.9	9.9	9.9
Freedom of movement (V-Dem)	9.9	9.9	9.9	9.9	9.9	9.9	9.9	9.9	9.9	9.9	9.9	9.9
Freedom of movement (CLD)	10.0	10.0	10.0	10.0	10.0	10.0	10.0	10.0	10.0	10.0	10.0	10.0
Religion	9.8	9.8	9.8	9.8	9.8	9.8	9.8	9.8	9.8	9.8	9.8	9.6
Freedom of religion	10.0	10.0	10.0	10.0	10.0	10.0	10.0	10.0	10.0	10.0	10.0	9.6
Religious organization repression	9.7	9.7	9.7	9.7	9.7	9.7	9.7	9.7	9.7	9.7	9.7	9.7
Association, assembly, civil society	9.5	9.5	9.5	9.5	9.5	9.5	9.5	9.2	9.2	9.2	9.2	9.2
Civil society entry and exit	8.9	8.9	8.9	8.9	8.9	8.9	8.9	7.8	7.8	7.8	7.8	7.8
Freedom of assembly	10.0	10.0	10.0	10.0	10.0	10.0	10.0	10.0	10.0	10.0	10.0	10.0
Freedom to form/run political parties	9.5	9.5	9.5	9.5	9.5	9.5	9.5	9.5	9.5	9.5	9.5	9.5
Civil society repression	9.6	9.6	9.6	9.6	9.6	9.6	9.6	9.6	9.6	9.6	9.6	9.6
Expression and information	9.8	9.8	9.8	9.8	9.8	9.8	9.8	9.4	9.4	9.5	9.7	9.6
Press killed	10.0	10.0	10.0	10.0	10.0	10.0	10.0	10.0	10.0	10.0	10.0	10.0
Press jailed	10.0	10.0	10.0	10.0	10.0	10.0	10.0	10.0	10.0	10.0	10.0	10.0
Academic and cultural expression	10.0	10.0	10.0	10.0	10.0	10.0	10.0	10.0	10.0	10.0	10.0	10.0
Harassment of journalists	9.6	9.6	9.6	9.6	9.6	9.6	9.6	9.6	9.6	9.6	9.6	8.2
Government censorship effort	9.8	9.8	9.8	9.8	9.8	9.8	9.8	8.9	8.9	8.3	9.5	9.5
Internet censorship effort	9.9	9.9	9.9	9.9	9.9	9.9	9.9	9.9	9.9	9.9	9.9	9.9
Media self-censorship	9.1	9.1	9.1	9.1	9.1	9.1	9.1	8.3	8.3	9.0	9.0	9.0
Media freedom	9.4	9.4	9.4	9.4	9.4	9.4	9.4	8.0	8.0	8.9	9.3	9.7
Freedom of expression	10.0	10.0	10.0	10.0	10.0	10.0	10.0	10.0	10.0	10.0	10.0	10.0
Relationships	10.0	10.0	10.0	10.0	10.0	10.0	10.0	10.0	10.0	10.0	10.0	10.0
Same-sex relationships	10.0	10.0	10.0	10.0	10.0	10.0	10.0	10.0	10.0	10.0	10.0	10.0
Divorce	10.0	10.0	10.0	10.0	10.0	10.0	10.0	10.0	10.0	10.0	10.0	10.0
Inheritance rights	10.0	10.0	10.0	10.0	10.0	10.0	10.0	10.0	10.0	10.0	10.0	10.0
Female genital mutilation	10.0	10.0	10.0	10.0	10.0	10.0	10.0	10.0	10.0	10.0	10.0	10.0

Note: The data source V-Dem = Varieties of Democracy; the data source CLD = Civil Liberty Dataset.

Ranking
34

FRANCE

WESTERN EUROPE

Score
8.34

PERSONAL FREEDOM

Ranking
30/165

Score
8.91



ECONOMIC FREEDOM

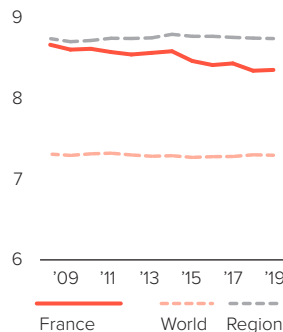
Ranking
53/165

Score
7.55

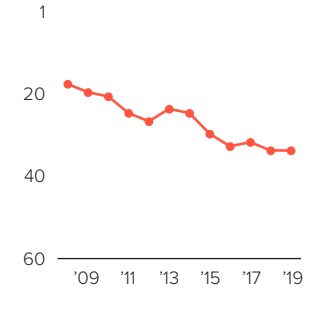


HUMAN FREEDOM

Score over time



Ranking over time



FRANCE

WESTERN EUROPE

	2008	2009	2010	2011	2012	2013	2014	2015	2016	2017	2018	2019
Human freedom	8.65	8.59	8.60	8.56	8.53	8.55	8.57	8.45	8.40	8.42	8.33	8.34
Ranking	18	20	21	25	27	24	25	30	33	32	34	34
Economic freedom	7.74	7.69	7.74	7.64	7.60	7.58	7.72	7.69	7.60	7.60	7.53	7.55
Personal freedom	9.30	9.24	9.21	9.21	9.19	9.24	9.18	9.00	8.98	9.00	8.90	8.91
Rule of law	7.0	7.0	7.0	7.0	6.9	7.1	6.9	6.8	6.8	6.9	6.8	6.8
Procedural justice	7.4	7.4	7.4	7.4	7.3	7.6	7.2	6.8	6.8	7.4	7.3	7.3
Civil justice	6.8	6.8	6.8	6.8	6.9	7.0	7.1	7.0	7.0	7.1	7.0	7.0
Criminal justice	6.9	6.9	6.9	6.9	6.5	6.6	6.5	6.5	6.5	6.3	6.2	6.2
Security and safety	9.5	9.7	9.6	9.5	9.5	9.6	9.5	9.2	9.1	9.7	9.7	9.7
Homicide	9.5	9.6	9.6	9.6	9.6	9.6	9.6	9.5	9.6	9.6	9.6	9.6
Disappearances, conflicts, terrorism	9.5	9.8	9.5	9.5	9.4	9.4	9.4	8.9	8.6	9.8	9.7	9.7
Movement	9.9	9.9	9.9	9.9	9.9	9.9	9.9	9.9	9.9	9.9	9.9	9.9
Freedom of movement (V-Dem)	9.9	9.9	9.9	9.9	9.8	9.8	9.8	9.8	9.8	9.8	9.8	9.8
Freedom of movement (CLD)	10.0	10.0	10.0	10.0	10.0	10.0	10.0	10.0	10.0	10.0	10.0	10.0
Religion	9.7	9.1	9.1	9.1	9.1	9.1	8.9	8.9	8.9	8.9	8.9	8.9
Freedom of religion	9.8	8.5	8.5	8.5	8.5	8.5	8.2	8.2	8.2	8.2	8.2	8.2
Religious organization repression	9.6	9.6	9.6	9.6	9.6	9.6	9.6	9.6	9.6	9.6	9.6	9.6
Association, assembly, civil society	9.6	9.6	9.6	9.6	9.6	9.6	9.6	9.3	9.3	9.3	8.7	8.7
Civil society entry and exit	9.0	9.0	9.0	9.0	9.0	9.0	8.8	8.8	8.8	8.8	8.8	8.8
Freedom of assembly	10.0	10.0	10.0	10.0	10.0	10.0	10.0	8.8	8.8	8.8	7.5	7.5
Freedom to form/run political parties	9.7	9.7	9.7	9.7	9.7	9.7	9.7	9.7	9.7	9.7	9.7	9.7
Civil society repression	9.8	9.8	9.8	9.8	9.8	9.8	9.8	9.8	9.8	9.8	8.8	8.8
Expression and information	9.4	9.4	9.4	9.4	9.4	9.4	9.4	8.9	8.9	9.0	8.9	9.0
Press killed	10.0	10.0	10.0	10.0	10.0	10.0	10.0	6.0	6.0	6.0	6.0	6.0
Press jailed	10.0	10.0	10.0	10.0	10.0	10.0	10.0	10.0	10.0	10.0	10.0	10.0
Academic and cultural expression	10.0	10.0	10.0	10.0	10.0	10.0	10.0	10.0	10.0	10.0	10.0	10.0
Harassment of journalists	9.6	9.6	9.6	9.6	9.6	9.6	9.6	9.6	9.6	9.6	9.6	9.6
Government censorship effort	9.3	9.3	9.3	9.3	9.3	9.3	9.3	9.3	9.3	9.3	9.3	9.3
Internet censorship effort	9.9	9.9	9.9	9.9	9.9	9.9	9.9	9.3	9.3	9.9	9.4	9.9
Media self-censorship	8.6	8.6	8.6	8.6	8.6	8.6	8.6	8.6	8.6	8.6	8.6	8.6
Media freedom	9.7	9.7	9.7	9.7	9.7	9.7	9.7	9.7	9.7	9.7	9.7	9.7
Freedom of expression	7.5	7.5	7.5	7.5	7.5	7.5	7.5	7.5	7.5	7.5	7.5	7.5
Relationships	9.9	9.9	9.9	9.9	9.9	10.0	10.0	10.0	10.0	9.4	9.4	9.4
Same-sex relationships	10.0	10.0	10.0	10.0	10.0	10.0	10.0	10.0	10.0	10.0	10.0	10.0
Divorce	10.0	10.0	10.0	10.0	10.0	10.0	10.0	10.0	10.0	10.0	10.0	10.0
Inheritance rights	10.0	10.0	10.0	10.0	10.0	10.0	10.0	10.0	10.0	7.5	7.5	7.5
Female genital mutilation	9.5	9.5	9.5	9.5	9.5	10.0	10.0	10.0	10.0	10.0	10.0	10.0

Note: The data source V-Dem = Varieties of Democracy; the data source CLD = Civil Liberty Dataset.

Ranking
104

GABON

SUB-SAHARAN AFRICA

Score
6.80

PERSONAL FREEDOM Ranking 81/165 Score 7.51

Rule of law **4.0**
 Procedural justice -
 Civil justice -
 Criminal justice -

Security and safety **8.2**
 Homicide 7.7
 Disappearances, conflicts, terrorism 8.7

Movement **8.5**
 Freedom of movement (V-Dem) 9.4
 Freedom of movement (CLD) 7.5

Religion **9.6**
 Freedom of religion 9.6
 Religious organization repression 9.6

Association, assembly, civil society **6.8**
 Civil society entry and exit 7.3
 Freedom of assembly 3.8
 Freedom to form/run political parties 8.4
 Civil society repression 7.6

Expression and information **6.8**
 Press killed 10.0
 Press jailed 10.0
 Academic and cultural expression 2.5
 Harassment of journalists 9.0
 Government censorship effort 4.9
 Internet censorship effort 9.1
 Media self-censorship 5.5
 Media freedom 5.6
 Freedom of expression 4.5

Relationships **8.8**
 Same-sex relationships 10.0
 Divorce 7.5
 Inheritance rights 7.5
 Female genital mutilation 10.0

ECONOMIC FREEDOM Ranking 147/165 Score 5.80

Size of government **6.8**
 Government consumption 5.1
 Transfers and subsidies 9.4
 Government investment 10.0
 Top marginal tax rate 3.5
 State ownership of assets 5.9

Legal system and property rights **2.7**
 Judicial independence 4.1
 Impartial courts 3.5
 Protection of property rights 4.2
 Military interference 3.3
 Integrity of the legal system 4.8
 Legal enforcement of contracts 2.9
 Regulatory costs 4.9
 Reliability of police 2.8

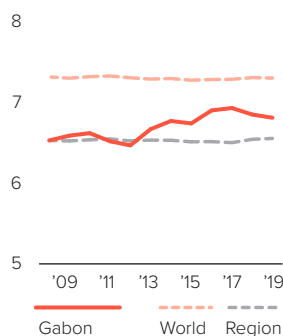
Sound money **6.5**
 Money growth 9.1
 Standard deviation of inflation 7.4
 Inflation: Most recent year 9.5
 Freedom to own foreign currency 0.0

Freedom to trade internationally **5.9**
 Tariffs 6.7
 Regulatory trade barriers 3.9
 Black-market exchange rates 10.0
 Movement of capital and people 3.2

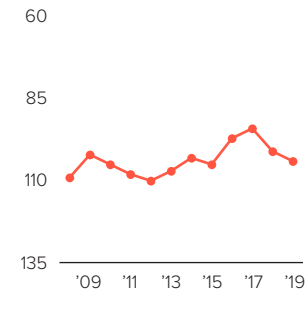
Regulation **7.1**
 Credit market regulations 8.3
 Labor market regulations 7.3
 Business regulations 5.6

HUMAN FREEDOM

Score over time



Ranking over time



GABON

SUB-SAHARAN AFRICA

	2008	2009	2010	2011	2012	2013	2014	2015	2016	2017	2018	2019
Human freedom	6.52	6.58	6.61	6.51	6.46	6.66	6.76	6.73	6.89	6.92	6.84	6.80
Ranking	109	102	105	108	110	107	103	105	97	94	101	104
Economic freedom	5.79	5.80	5.44	5.19	5.18	5.23	5.44	5.56	5.65	5.87	5.76	5.80
Personal freedom	7.03	7.13	7.44	7.45	7.37	7.68	7.70	7.56	7.77	7.65	7.62	7.51
Rule of law	4.2	4.3	4.4	4.5	4.4	4.3	4.4	4.3	4.2	4.1	4.1	4.0
Procedural justice	-	-	-	-	-	-	-	-	-	-	-	-
Civil justice	-	-	-	-	-	-	-	-	-	-	-	-
Criminal justice	-	-	-	-	-	-	-	-	-	-	-	-
Security and safety	8.3	8.3	8.2	8.2	8.1	8.5	8.3	8.3	8.0	8.2	8.3	8.2
Homicide	7.5	7.5	7.5	7.5	7.5	7.7	7.7	7.7	7.7	7.7	7.7	7.7
Disappearances, conflicts, terrorism	9.0	9.0	8.9	8.9	8.8	9.3	9.0	9.0	8.3	8.7	8.9	8.7
Movement	7.2	7.2	8.5	8.5	8.5	8.5	8.5	8.5	9.7	8.6	8.5	8.5
Freedom of movement (V-Dem)	9.5	9.5	9.5	9.5	9.5	9.5	9.5	9.5	9.5	9.6	9.5	9.4
Freedom of movement (CLD)	5.0	5.0	7.5	7.5	7.5	7.5	7.5	7.5	10.0	7.5	7.5	7.5
Religion	8.7	9.4	9.7	9.7	9.7	9.7	9.7	9.1	9.7	9.8	9.7	9.6
Freedom of religion	8.6	9.8	9.8	9.8	9.8	9.8	9.8	8.6	9.8	9.8	9.6	9.6
Religious organization repression	8.9	8.9	9.6	9.6	9.6	9.6	9.6	9.6	9.6	9.8	9.8	9.6
Association, assembly, civil society	7.1	7.1	7.3	7.3	7.1	7.0	7.0	7.0	7.0	7.2	7.2	6.8
Civil society entry and exit	6.9	6.9	7.5	7.5	6.7	7.4	7.4	7.4	7.4	8.0	8.0	7.3
Freedom of assembly	5.0	5.0	5.0	5.0	5.0	3.8	3.8	3.8	3.8	3.8	3.8	3.8
Freedom to form/run political parties	8.1	8.1	8.1	8.1	8.3	8.3	8.3	8.3	8.3	8.5	8.5	8.4
Civil society repression	8.3	8.3	8.4	8.4	8.4	8.4	8.4	8.4	8.4	8.4	8.4	7.6
Expression and information	6.8	6.8	7.2	7.2	6.8	7.0	7.3	7.0	7.0	6.9	6.9	6.8
Press killed	10.0	10.0	10.0	10.0	10.0	10.0	10.0	10.0	10.0	10.0	10.0	10.0
Press jailed	10.0	10.0	10.0	10.0	10.0	10.0	10.0	10.0	10.0	10.0	10.0	10.0
Academic and cultural expression	2.5	2.5	2.5	2.5	2.5	2.5	2.5	2.5	2.5	2.5	2.5	2.5
Harassment of journalists	8.4	8.4	8.4	8.4	7.8	9.0	9.0	9.0	9.0	9.0	8.8	9.0
Government censorship effort	5.6	5.6	5.6	5.6	5.2	5.2	5.2	5.2	5.2	4.9	4.9	4.9
Internet censorship effort	9.3	9.3	9.6	9.6	9.6	9.6	9.6	9.6	9.6	9.6	9.6	9.1
Media self-censorship	5.1	5.1	5.6	5.6	5.8	5.8	5.8	5.8	5.8	5.8	5.5	5.5
Media freedom	5.4	4.8	5.4	5.4	5.3	6.0	6.0	6.0	6.0	5.6	5.6	5.6
Freedom of expression	5.0	5.0	7.5	7.5	5.0	5.0	7.5	5.0	5.0	5.0	5.0	4.5
Relationships	6.9	6.9	6.9	6.9	6.9	8.8	8.8	8.8	8.8	8.8	8.8	8.8
Same-sex relationships	10.0	10.0	10.0	10.0	10.0	10.0	10.0	10.0	10.0	10.0	10.0	10.0
Divorce	7.5	7.5	7.5	7.5	7.5	7.5	7.5	7.5	7.5	7.5	7.5	7.5
Inheritance rights	0.0	0.0	0.0	0.0	0.0	7.5	7.5	7.5	7.5	7.5	7.5	7.5
Female genital mutilation	10.0	10.0	10.0	10.0	10.0	10.0	10.0	10.0	10.0	10.0	10.0	10.0

Note: The data source V-Dem = Varieties of Democracy; the data source CLD = Civil Liberty Dataset.

Ranking
97

GAMBIA, THE

SUB-SAHARAN AFRICA

Score
6.88

PERSONAL FREEDOM

Ranking
105/165

Score
6.77



ECONOMIC FREEDOM

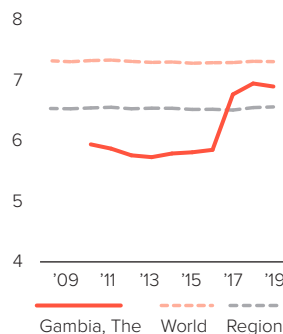
Ranking
82/165

Score
7.04

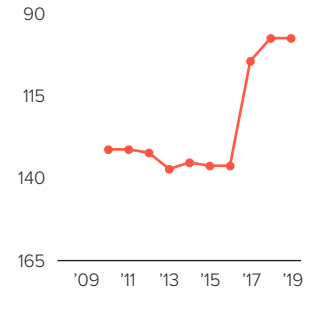


HUMAN FREEDOM

Score over time



Ranking over time



GAMBIA, THE

SUB-SAHARAN AFRICA

	2008	2009	2010	2011	2012	2013	2014	2015	2016	2017	2018	2019
Human freedom	-	-	5.93	5.86	5.75	5.72	5.78	5.80	5.84	6.75	6.93	6.88
Ranking	-	-	131	131	132	137	135	136	136	104	97	97
Economic freedom	-	-	7.02	6.99	6.87	7.16	7.18	7.19	7.26	7.20	7.18	7.04
Personal freedom	-	-	5.15	5.04	4.94	4.70	4.78	4.81	4.82	6.43	6.76	6.77
Rule of law	-	-	4.3	4.3	4.3	4.2	4.1	4.1	4.0	4.5	4.6	4.6
Procedural justice	-	-	-	-	-	-	-	-	-	-	4.3	4.3
Civil justice	-	-	-	-	-	-	-	-	-	-	5.2	5.2
Criminal justice	-	-	-	-	-	-	-	-	-	-	4.2	4.2
Security and safety	-	-	6.9	7.2	6.9	6.9	6.4	6.8	6.8	7.9	8.0	8.2
Homicide	-	-	7.2	7.2	7.2	7.4	7.4	7.4	7.4	7.4	7.4	7.4
Disappearances, conflicts, terrorism	-	-	6.6	7.3	6.6	6.5	5.5	6.2	6.2	8.5	8.7	9.1
Movement	-	-	7.9	7.9	7.9	7.8	7.8	7.8	7.8	8.4	9.7	9.6
Freedom of movement (V-Dem)	-	-	8.2	8.2	8.2	8.1	8.1	8.1	8.1	9.4	9.4	9.3
Freedom of movement (CLD)	-	-	7.5	7.5	7.5	7.5	7.5	7.5	7.5	7.5	10.0	10.0
Religion	-	-	8.1	8.1	8.1	7.1	7.1	7.0	7.0	9.4	9.7	9.7
Freedom of religion	-	-	9.1	9.1	9.1	7.4	7.4	7.4	7.4	9.5	9.6	9.6
Religious organization repression	-	-	7.2	7.2	7.2	6.9	6.7	6.5	6.7	9.3	9.7	9.7
Association, assembly, civil society	-	-	4.5	4.8	4.5	4.6	4.6	4.6	4.7	7.5	8.0	8.1
Civil society entry and exit	-	-	3.3	3.3	3.3	3.2	3.2	3.2	3.2	7.4	7.7	7.9
Freedom of assembly	-	-	2.5	3.8	2.5	2.5	2.5	2.5	2.5	5.0	6.2	6.5
Freedom to form/run political parties	-	-	8.0	8.0	7.9	7.9	7.9	7.9	7.9	9.4	9.3	9.1
Civil society repression	-	-	4.4	4.4	4.4	4.6	5.0	5.0	5.3	8.3	8.8	8.8
Expression and information	-	-	2.3	2.3	2.3	1.7	2.8	2.8	2.8	6.6	6.7	6.6
Press killed	-	-	0.0	0.0	0.0	0.0	10.0	10.0	10.0	10.0	10.0	10.0
Press jailed	-	-	0.0	0.0	0.0	0.0	0.0	0.0	0.0	0.0	0.0	0.0
Academic and cultural expression	-	-	0.0	0.0	0.0	0.0	0.0	0.0	0.0	5.0	5.0	5.0
Harassment of journalists	-	-	3.6	3.6	3.6	3.2	3.2	3.2	2.7	6.7	7.0	7.3
Government censorship effort	-	-	2.0	2.0	2.0	0.2	0.2	0.2	0.2	7.7	8.1	7.2
Internet censorship effort	-	-	5.9	5.9	5.9	5.6	5.6	5.6	5.9	9.0	9.0	9.0
Media self-censorship	-	-	1.6	1.6	1.6	1.1	1.1	1.1	1.1	6.5	6.5	6.5
Media freedom	-	-	3.0	3.0	3.0	3.0	3.0	3.0	3.0	7.1	7.6	7.6
Freedom of expression	-	-	5.0	5.0	5.0	2.5	2.5	2.5	2.5	7.5	7.5	7.2
Relationships	-	-	2.0	0.6	0.6	0.6	0.6	0.6	0.6	0.6	0.6	0.6
Same-sex relationships	-	-	0.0	0.0	0.0	0.0	0.0	0.0	0.0	0.0	0.0	0.0
Divorce	-	-	0.0	0.0	0.0	0.0	0.0	0.0	0.0	0.0	0.0	0.0
Inheritance rights	-	-	5.0	0.0	0.0	0.0	0.0	0.0	0.0	0.0	0.0	0.0
Female genital mutilation	-	-	3.0	2.2	2.2	2.4	2.4	2.4	2.4	2.5	2.4	2.4

Note: The data source V-Dem = Varieties of Democracy; the data source CLD = Civil Liberty Dataset.

Ranking
40

GEORGIA

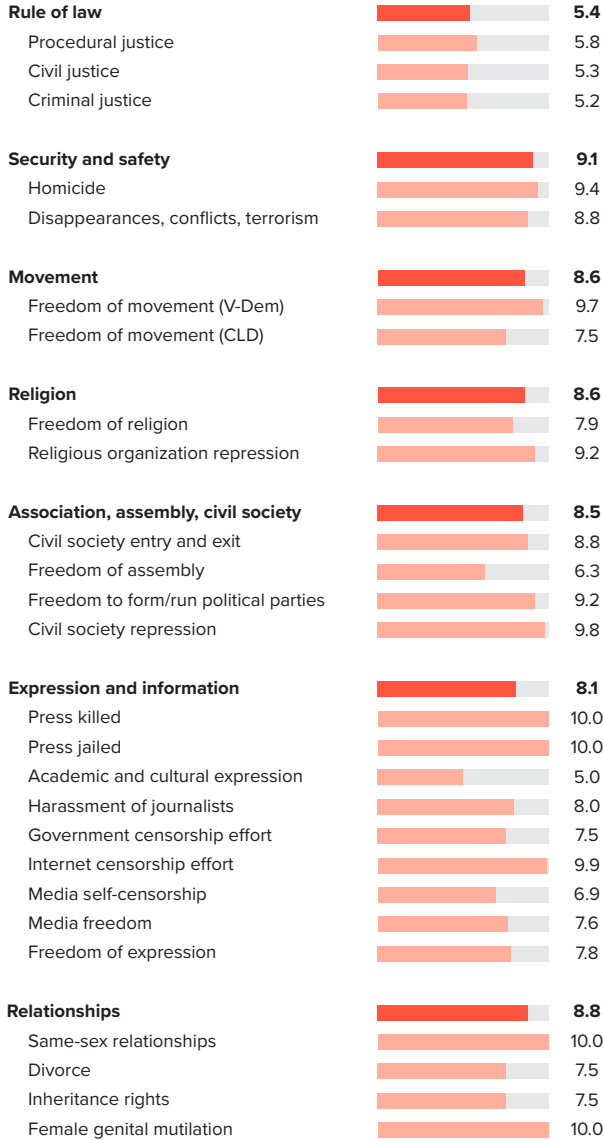
CAUCASUS & CENTRAL ASIA

Score
8.20

PERSONAL FREEDOM

Ranking
52/165

Score
8.15



ECONOMIC FREEDOM

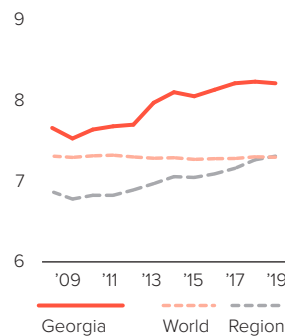
Ranking
5/165

Score
8.26

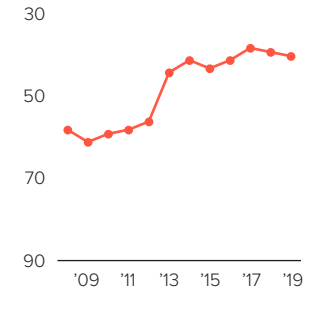


HUMAN FREEDOM

Score over time



Ranking over time



GEORGIA

CAUCASUS & CENTRAL ASIA

	2008	2009	2010	2011	2012	2013	2014	2015	2016	2017	2018	2019
Human freedom	7.65	7.52	7.63	7.67	7.69	7.96	8.09	8.04	8.12	8.20	8.22	8.20
Ranking	58	61	59	58	56	44	41	43	41	38	39	40
Economic freedom	7.67	7.46	7.64	7.88	8.02	8.12	8.31	8.17	8.15	8.18	8.24	8.26
Personal freedom	7.64	7.56	7.61	7.52	7.45	7.85	7.93	7.95	8.10	8.21	8.21	8.15
Rule of law	6.0	6.0	6.0	6.0	5.3	5.7	6.0	5.4	5.4	5.5	5.4	5.4
Procedural justice	5.3	5.3	5.3	5.3	4.9	5.4	6.1	5.6	5.6	5.9	5.8	5.8
Civil justice	6.1	6.1	6.1	6.1	6.0	6.3	6.1	5.4	5.4	5.4	5.3	5.3
Criminal justice	6.6	6.6	6.6	6.6	5.1	5.4	5.6	5.1	5.1	5.2	5.2	5.2
Security and safety	6.0	7.4	7.5	8.1	8.4	8.8	8.8	9.2	9.1	9.1	9.1	9.1
Homicide	8.2	8.6	8.7	8.7	9.2	9.2	9.2	9.7	9.7	9.7	9.4	9.4
Disappearances, conflicts, terrorism	3.8	6.3	6.2	7.6	7.6	8.4	8.3	8.8	8.5	8.5	8.8	8.8
Movement	8.4	7.2	7.3	7.3	7.3	7.3	7.3	7.3	8.6	8.6	8.6	8.6
Freedom of movement (V-Dem)	9.3	9.3	9.6	9.6	9.6	9.6	9.6	9.7	9.7	9.6	9.7	9.7
Freedom of movement (CLD)	7.5	5.0	5.0	5.0	5.0	5.0	5.0	5.0	7.5	7.5	7.5	7.5
Religion	8.7	8.7	8.7	8.7	8.7	8.6	8.8	8.8	8.7	8.6	8.7	8.6
Freedom of religion	8.1	8.1	8.1	8.1	8.1	8.0	8.0	8.0	8.0	7.9	7.9	7.9
Religious organization repression	9.3	9.3	9.3	9.3	9.3	9.1	9.7	9.7	9.4	9.4	9.5	9.2
Association, assembly, civil society	8.6	8.1	8.2	8.2	8.1	8.3	8.3	8.6	8.4	8.8	8.7	8.5
Civil society entry and exit	8.1	7.5	8.1	8.1	7.4	7.9	8.2	8.5	7.6	8.7	8.9	8.8
Freedom of assembly	8.0	6.5	6.5	6.5	6.5	6.8	6.8	7.2	7.2	7.2	7.2	6.3
Freedom to form/run political parties	9.0	8.8	8.9	8.9	8.8	9.2	9.2	9.0	9.4	9.4	9.4	9.2
Civil society repression	9.2	9.5	9.5	9.5	9.5	9.4	9.2	9.6	9.6	9.9	9.4	9.8
Expression and information	6.4	6.2	6.2	6.1	6.2	8.1	8.2	8.2	8.3	8.1	8.2	8.1
Press killed	0.0	0.0	0.0	0.0	0.0	10.0	10.0	10.0	10.0	10.0	10.0	10.0
Press jailed	10.0	10.0	10.0	10.0	10.0	10.0	10.0	10.0	10.0	10.0	10.0	10.0
Academic and cultural expression	5.0	5.0	5.0	5.0	5.0	5.0	5.0	5.0	5.0	5.0	5.0	5.0
Harassment of journalists	7.1	6.9	6.9	6.9	6.8	7.3	7.4	7.4	8.2	8.0	8.0	8.0
Government censorship effort	6.3	6.3	6.1	6.1	6.2	8.3	8.9	8.2	8.2	8.4	8.2	7.5
Internet censorship effort	9.8	9.8	9.8	9.8	9.8	9.8	9.9	9.9	9.9	9.8	9.8	9.9
Media self-censorship	5.3	5.5	5.4	5.4	5.4	6.0	6.2	6.2	6.8	6.9	6.9	6.9
Media freedom	6.6	6.6	6.6	6.6	6.7	8.9	8.9	8.9	8.6	7.3	7.6	7.6
Freedom of expression	7.0	5.5	6.0	5.5	6.0	7.2	7.8	7.8	8.2	7.8	8.2	7.8
Relationships	9.4	9.4	9.4	8.1	8.1	8.1	8.1	8.1	8.1	8.8	8.8	8.8
Same-sex relationships	10.0	10.0	10.0	10.0	10.0	10.0	10.0	10.0	10.0	10.0	10.0	10.0
Divorce	7.5	7.5	7.5	7.5	7.5	7.5	7.5	7.5	7.5	7.5	7.5	7.5
Inheritance rights	10.0	10.0	10.0	5.0	5.0	5.0	5.0	5.0	5.0	7.5	7.5	7.5
Female genital mutilation	10.0	10.0	10.0	10.0	10.0	10.0	10.0	10.0	10.0	10.0	10.0	10.0

Note: The data source V-Dem = Varieties of Democracy; the data source CLD = Civil Liberty Dataset.

Ranking
15

GERMANY

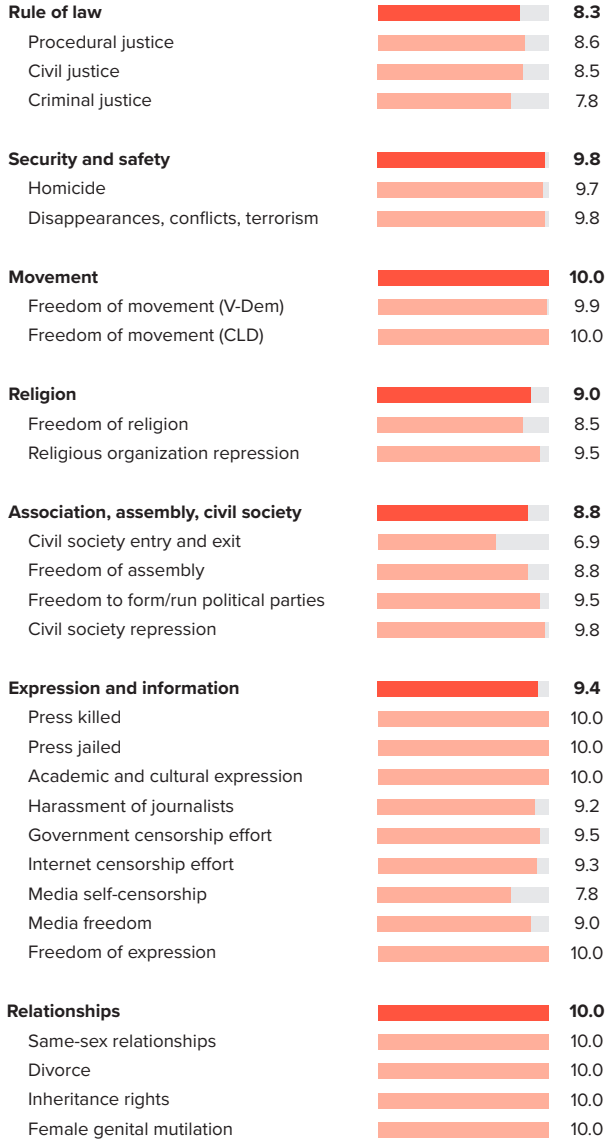
WESTERN EUROPE

Score
8.73

PERSONAL FREEDOM

Ranking
14/165

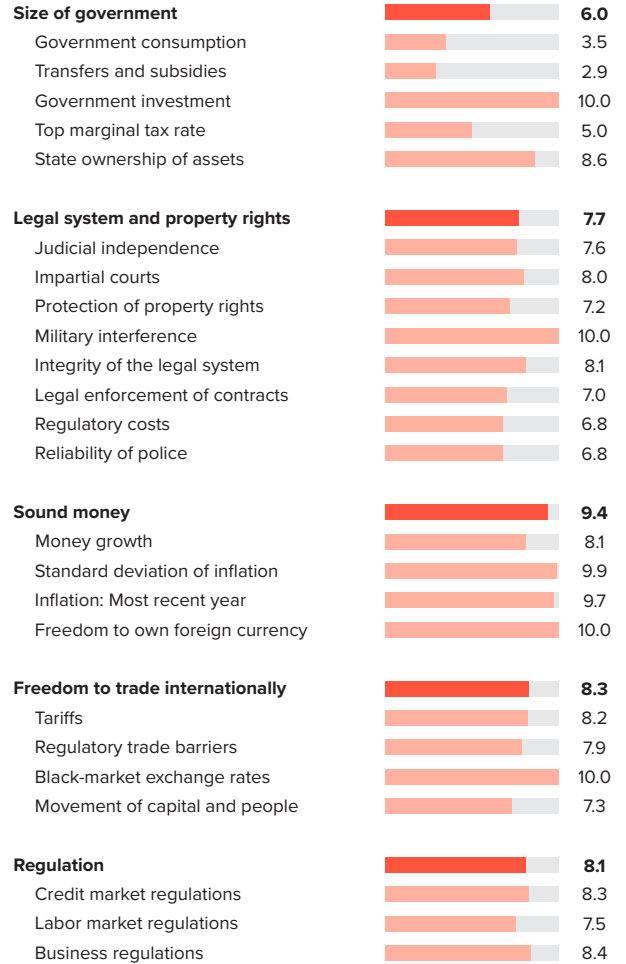
Score
9.32



ECONOMIC FREEDOM

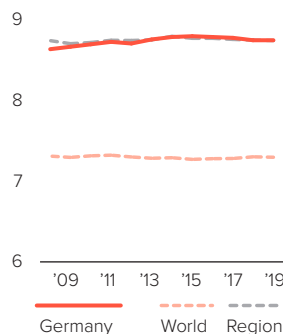
Ranking
22/165

Score
7.91

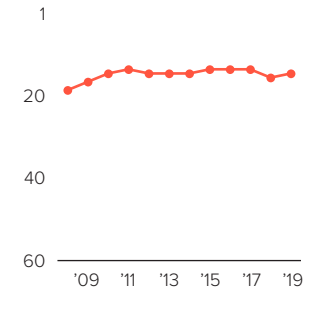


HUMAN FREEDOM

Score over time



Ranking over time



GERMANY

WESTERN EUROPE

	2008	2009	2010	2011	2012	2013	2014	2015	2016	2017	2018	2019
Human freedom	8.62	8.65	8.68	8.71	8.69	8.74	8.77	8.78	8.77	8.76	8.73	8.73
Ranking	19	17	15	14	15	15	15	14	14	14	16	15
Economic freedom	7.70	7.78	7.84	7.92	7.89	7.92	7.96	8.01	8.00	7.97	7.92	7.91
Personal freedom	9.28	9.28	9.28	9.28	9.27	9.33	9.35	9.33	9.31	9.32	9.32	9.32
Rule of law	7.9	7.9	7.9	7.9	7.8	8.2	8.3	8.3	8.3	8.3	8.3	8.3
Procedural justice	8.1	8.1	8.1	8.1	8.2	8.6	8.6	8.6	8.6	8.5	8.6	8.6
Civil justice	8.0	8.0	8.0	8.0	8.2	8.2	8.6	8.5	8.5	8.6	8.5	8.5
Criminal justice	7.6	7.6	7.6	7.6	7.1	7.6	7.7	7.7	7.7	7.8	7.8	7.8
Security and safety	9.8	9.8	9.8	9.8	9.8	9.8	9.8	9.8	9.6	9.8	9.8	9.8
Homicide	9.7	9.7	9.7	9.7	9.8	9.8	9.7	9.8	9.7	9.7	9.7	9.7
Disappearances, conflicts, terrorism	9.9	9.9	9.9	9.9	9.9	9.8	9.8	9.7	9.6	9.8	9.8	9.8
Movement	9.9	9.9	9.9	9.9	9.9	10.0	10.0	10.0	10.0	10.0	10.0	10.0
Freedom of movement (V-Dem)	9.8	9.8	9.8	9.8	9.8	9.9	9.9	9.9	9.9	9.9	9.9	9.9
Freedom of movement (CLD)	10.0	10.0	10.0	10.0	10.0	10.0	10.0	10.0	10.0	10.0	10.0	10.0
Religion	9.0	9.0	9.0	9.0	9.0	9.0	9.0	9.0	9.0	9.0	9.0	9.0
Freedom of religion	8.5	8.5	8.5	8.5	8.5	8.5	8.5	8.5	8.5	8.5	8.5	8.5
Religious organization repression	9.4	9.4	9.4	9.4	9.4	9.4	9.4	9.5	9.5	9.5	9.5	9.5
Association, assembly, civil society	8.7	8.7	8.7	8.7	8.7	8.7	8.7	8.7	8.7	8.7	8.7	8.8
Civil society entry and exit	6.9	6.9	6.9	6.9	6.9	6.9	6.9	6.9	6.9	6.9	6.9	6.9
Freedom of assembly	8.8	8.8	8.8	8.8	8.8	8.8	8.8	8.8	8.8	8.8	8.8	8.8
Freedom to form/run political parties	9.5	9.5	9.5	9.5	9.5	9.5	9.5	9.5	9.5	9.5	9.5	9.5
Civil society repression	9.8	9.8	9.8	9.8	9.8	9.8	9.8	9.8	9.8	9.8	9.8	9.8
Expression and information	9.7	9.7	9.7	9.7	9.7	9.7	9.7	9.6	9.6	9.5	9.4	9.4
Press killed	10.0	10.0	10.0	10.0	10.0	10.0	10.0	10.0	10.0	10.0	10.0	10.0
Press jailed	10.0	10.0	10.0	10.0	10.0	10.0	10.0	10.0	10.0	10.0	10.0	10.0
Academic and cultural expression	10.0	10.0	10.0	10.0	10.0	10.0	10.0	10.0	10.0	10.0	10.0	10.0
Harassment of journalists	9.0	9.0	9.0	9.0	9.0	9.0	9.0	9.0	9.0	9.0	9.2	9.2
Government censorship effort	9.8	9.8	9.8	9.8	9.5	9.5	9.5	9.5	9.5	9.5	9.5	9.5
Internet censorship effort	9.9	9.9	9.9	9.9	9.9	9.9	9.9	9.9	9.9	9.3	9.3	9.3
Media self-censorship	9.7	9.7	9.7	9.7	9.7	9.7	9.7	9.0	9.0	8.4	7.8	7.8
Media freedom	9.2	9.2	9.2	9.2	9.2	9.2	9.2	9.2	9.2	9.2	9.0	9.0
Freedom of expression	10.0	10.0	10.0	10.0	10.0	10.0	10.0	10.0	10.0	10.0	10.0	10.0
Relationships	9.9	9.9	9.9	9.9	9.9	10.0	10.0	10.0	10.0	10.0	10.0	10.0
Same-sex relationships	10.0	10.0	10.0	10.0	10.0	10.0	10.0	10.0	10.0	10.0	10.0	10.0
Divorce	10.0	10.0	10.0	10.0	10.0	10.0	10.0	10.0	10.0	10.0	10.0	10.0
Inheritance rights	10.0	10.0	10.0	10.0	10.0	10.0	10.0	10.0	10.0	10.0	10.0	10.0
Female genital mutilation	9.5	9.5	9.5	9.5	9.5	10.0	10.0	10.0	10.0	10.0	10.0	10.0

Note: The data source V-Dem = Varieties of Democracy; the data source CLD = Civil Liberty Dataset.

Ranking
70

GHANA

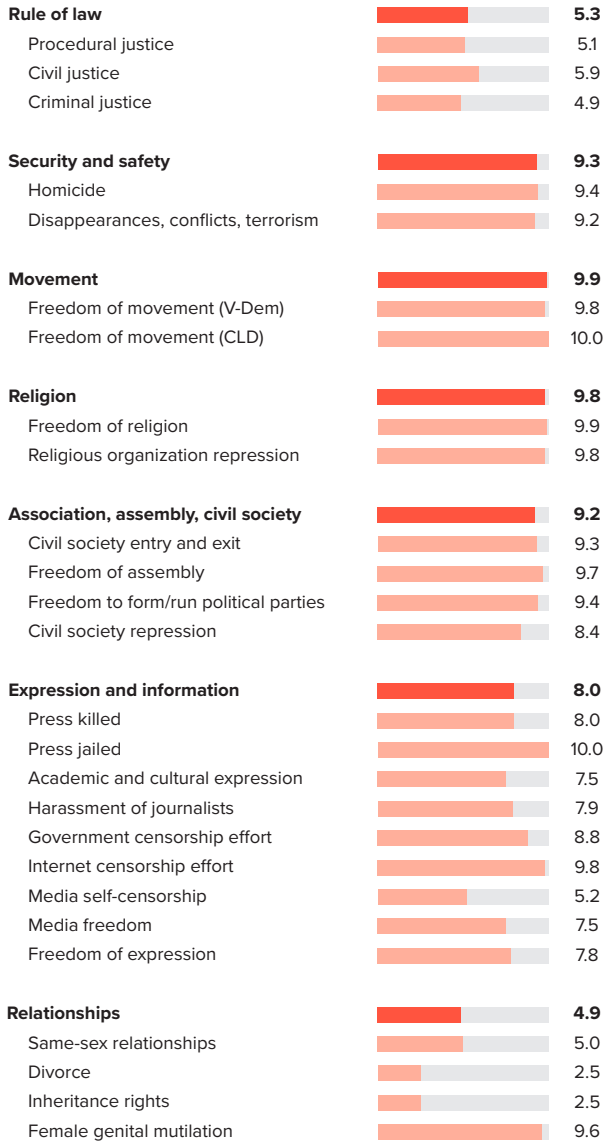
SUB-SAHARAN AFRICA

Score
7.49

PERSONAL FREEDOM

Ranking
56/165

Score
8.07



ECONOMIC FREEDOM

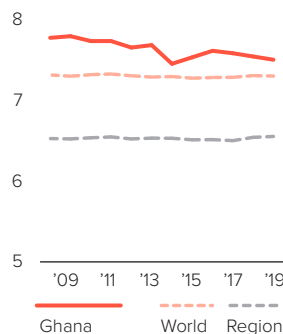
Ranking
102/165

Score
6.69

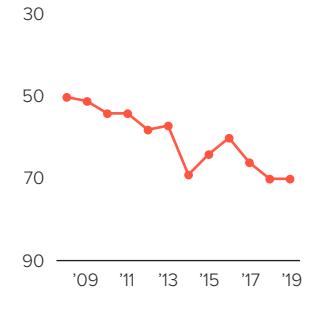


HUMAN FREEDOM

Score over time



Ranking over time



GHANA

SUB-SAHARAN AFRICA

	2008	2009	2010	2011	2012	2013	2014	2015	2016	2017	2018	2019
Human freedom	7.76	7.78	7.72	7.72	7.64	7.67	7.44	7.52	7.60	7.57	7.53	7.49
Ranking	50	51	54	54	58	57	69	64	60	66	70	70
Economic freedom	7.05	7.12	6.95	6.86	6.72	6.70	6.28	6.40	6.55	6.65	6.63	6.69
Personal freedom	8.26	8.26	8.27	8.33	8.31	8.36	8.27	8.31	8.35	8.22	8.17	8.07
Rule of law	5.4	5.4	5.4	5.4	5.4	5.8	5.3	5.8	5.8	5.6	5.3	5.3
Procedural justice	5.8	5.8	5.8	5.8	5.9	6.4	5.1	5.8	5.8	5.8	5.1	5.1
Civil justice	6.0	6.0	6.0	6.0	5.9	6.1	6.1	6.2	6.2	6.2	5.9	5.9
Criminal justice	4.5	4.5	4.5	4.5	4.4	5.0	4.7	5.2	5.2	4.9	4.9	4.9
Security and safety	9.4	9.4	9.5	9.5	9.4	9.4	9.4	9.4	9.4	9.3	9.3	9.3
Homicide	9.5	9.5	9.5	9.5	9.4	9.4	9.4	9.4	9.4	9.4	9.4	9.4
Disappearances, conflicts, terrorism	9.4	9.4	9.4	9.4	9.4	9.4	9.4	9.4	9.4	9.3	9.3	9.2
Movement	9.9	9.9	9.9	9.9	9.9	9.9	9.9	9.8	9.9	9.9	9.8	9.9
Freedom of movement (V-Dem)	9.8	9.8	9.8	9.8	9.8	9.8	9.8	9.6	9.8	9.8	9.6	9.8
Freedom of movement (CLD)	10.0	10.0	10.0	10.0	10.0	10.0	10.0	10.0	10.0	10.0	10.0	10.0
Religion	9.9	9.9	9.9	9.9	9.9	9.7	9.7	9.7	9.8	9.8	9.8	9.8
Freedom of religion	9.9	9.9	9.9	9.9	9.9	9.9	9.9	9.9	9.9	9.9	9.9	9.9
Religious organization repression	9.9	9.9	9.9	9.9	9.9	9.5	9.5	9.5	9.8	9.8	9.8	9.8
Association, assembly, civil society	9.4	9.4	9.4	9.4	9.4	9.7	9.7	9.6	9.6	9.6	9.6	9.2
Civil society entry and exit	9.1	9.1	9.1	9.1	9.1	9.5	9.5	9.7	9.7	9.3	9.3	9.3
Freedom of assembly	9.7	9.7	9.7	9.7	9.7	10.0	10.0	9.7	9.7	9.7	9.7	9.7
Freedom to form/run political parties	9.2	9.2	9.2	9.2	9.2	9.3	9.3	9.3	9.3	9.4	9.4	9.4
Civil society repression	9.8	9.8	9.8	9.8	9.8	9.8	9.8	9.8	9.8	9.8	9.8	8.4
Expression and information	8.6	8.5	8.6	8.6	8.6	8.5	8.4	8.4	8.4	8.4	8.4	8.0
Press killed	10.0	10.0	10.0	10.0	10.0	10.0	10.0	8.9	8.9	8.9	8.9	8.0
Press jailed	10.0	10.0	10.0	10.0	10.0	10.0	10.0	10.0	10.0	10.0	10.0	10.0
Academic and cultural expression	7.5	7.5	7.5	7.5	7.5	7.5	7.5	7.5	7.5	7.5	7.5	7.5
Harassment of journalists	8.8	8.8	8.8	8.8	8.8	8.8	7.5	9.2	9.2	9.2	8.7	7.9
Government censorship effort	8.6	8.6	9.2	9.2	9.2	8.6	8.6	8.6	8.6	9.4	9.4	8.8
Internet censorship effort	9.9	9.9	9.8	9.8	9.8	9.8	9.8	9.8	9.8	9.8	9.8	9.8
Media self-censorship	6.5	6.5	6.5	6.5	6.5	6.0	6.0	6.0	6.0	5.7	5.7	5.2
Media freedom	7.7	7.7	7.7	7.7	7.7	7.7	7.7	7.7	7.7	7.7	7.7	7.5
Freedom of expression	8.2	7.8	8.2	8.2	8.2	8.2	8.8	7.8	8.2	7.8	8.2	7.8
Relationships	5.1	5.1	5.1	5.5	5.5	5.5	5.5	5.5	5.5	4.9	4.9	4.9
Same-sex relationships	5.0	5.0	5.0	5.0	5.0	5.0	5.0	5.0	5.0	5.0	5.0	5.0
Divorce	2.5	2.5	2.5	2.5	2.5	2.5	2.5	2.5	2.5	2.5	2.5	2.5
Inheritance rights	5.0	5.0	5.0	5.0	5.0	5.0	5.0	5.0	5.0	2.5	2.5	2.5
Female genital mutilation	8.0	8.0	8.0	9.6	9.6	9.6	9.6	9.6	9.6	9.6	9.6	9.6

Note: The data source V-Dem = Varieties of Democracy; the data source CLD = Civil Liberty Dataset.

Ranking
56

GREECE

EASTERN EUROPE

Score
7.86

PERSONAL FREEDOM

Ranking
46/165

Score
8.37



ECONOMIC FREEDOM

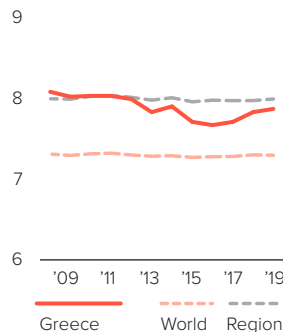
Ranking
78/165

Score
7.15

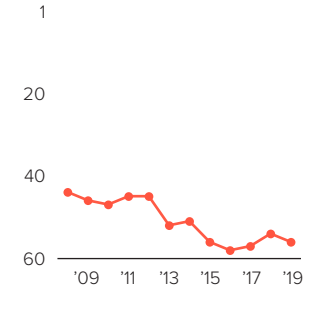


HUMAN FREEDOM

Score over time



Ranking over time



GREECE

EASTERN EUROPE

	2008	2009	2010	2011	2012	2013	2014	2015	2016	2017	2018	2019
Human freedom	8.07	8.01	8.02	8.02	7.98	7.82	7.89	7.70	7.66	7.70	7.82	7.86
Ranking	44	46	47	45	45	52	51	56	58	57	54	56
Economic freedom	7.19	7.05	7.12	7.12	7.08	7.06	7.17	6.70	6.76	6.70	7.06	7.15
Personal freedom	8.70	8.69	8.66	8.66	8.62	8.37	8.41	8.41	8.30	8.41	8.37	8.37
Rule of law	6.1	6.1	6.1	6.1	5.8	5.8	6.0	5.8	5.8	5.9	5.8	5.8
Procedural justice	7.2	7.2	7.2	7.2	6.7	6.6	7.1	6.4	6.4	6.8	6.6	6.6
Civil justice	6.1	6.1	6.1	6.1	6.1	5.9	5.7	5.7	5.7	5.8	5.9	5.9
Criminal justice	5.0	5.0	5.0	5.0	4.6	4.9	5.1	5.3	5.3	5.1	5.0	5.0
Security and safety	9.6	9.5	9.5	9.5	9.5	9.2	9.4	9.4	8.7	9.4	9.3	9.4
Homicide	9.6	9.6	9.6	9.5	9.6	9.6	9.7	9.8	9.8	9.8	9.7	9.7
Disappearances, conflicts, terrorism	9.5	9.4	9.4	9.4	9.5	8.9	9.1	9.1	7.7	9.1	8.9	9.1
Movement	9.9	9.9	9.9	9.9	9.9	9.9	9.9	9.9	9.9	9.9	9.9	9.9
Freedom of movement (V-Dem)	9.8	9.8	9.8	9.8	9.8	9.8	9.8	9.8	9.8	9.8	9.8	9.8
Freedom of movement (CLD)	10.0	10.0	10.0	10.0	10.0	10.0	10.0	10.0	10.0	10.0	10.0	10.0
Religion	8.5	8.5	8.6	8.6	8.6	8.4	8.4	8.4	8.4	8.4	8.4	8.2
Freedom of religion	8.2	8.2	8.0	8.0	8.0	7.6	7.6	7.7	7.7	7.9	8.0	7.5
Religious organization repression	8.9	8.9	9.2	9.2	9.2	9.2	9.2	9.2	9.2	8.9	8.9	8.9
Association, assembly, civil society	9.1	9.1	9.1	9.1	9.1	9.1	9.1	9.1	9.1	9.4	9.4	9.4
Civil society entry and exit	9.2	9.2	9.2	9.2	9.2	9.2	9.2	9.2	9.2	9.2	9.2	9.2
Freedom of assembly	7.5	7.5	7.5	7.5	7.5	7.5	7.5	7.5	7.5	8.8	8.8	8.8
Freedom to form/run political parties	9.8	9.8	9.8	9.8	9.8	9.9	9.9	9.9	9.9	9.9	9.9	9.9
Civil society repression	9.8	9.8	9.8	9.8	9.8	9.8	9.8	9.8	9.8	9.8	9.8	9.8
Expression and information	9.0	9.0	8.8	8.8	8.8	8.6	8.6	8.8	8.7	8.4	8.2	8.4
Press killed	10.0	10.0	7.3	7.3	7.3	7.3	7.3	10.0	10.0	10.0	10.0	10.0
Press jailed	10.0	10.0	10.0	10.0	10.0	10.0	10.0	10.0	10.0	10.0	10.0	10.0
Academic and cultural expression	7.5	7.5	7.5	7.5	7.5	7.5	7.5	7.5	7.5	7.5	7.5	7.5
Harassment of journalists	9.4	9.4	9.4	9.5	9.5	9.5	9.5	9.1	9.3	9.3	7.8	7.8
Government censorship effort	9.3	9.3	9.3	9.3	9.3	8.4	8.4	7.7	6.9	6.6	6.6	8.1
Internet censorship effort	9.9	9.9	9.9	9.9	9.9	9.9	9.9	9.9	9.9	9.9	9.9	9.9
Media self-censorship	8.4	8.4	8.4	8.4	8.4	8.6	8.6	7.6	7.6	6.9	6.9	6.9
Media freedom	8.7	8.7	9.5	9.5	9.5	9.0	9.0	9.4	9.4	8.0	8.0	8.0
Freedom of expression	7.5	7.5	7.5	7.5	7.5	7.5	7.5	7.5	7.5	7.5	7.5	7.5
Relationships	8.8	8.8	8.8	8.8	8.8	7.5	7.5	7.5	7.5	7.5	7.5	7.5
Same-sex relationships	10.0	10.0	10.0	10.0	10.0	10.0	10.0	10.0	10.0	10.0	10.0	10.0
Divorce	5.0	5.0	5.0	5.0	5.0	5.0	5.0	5.0	5.0	5.0	5.0	5.0
Inheritance rights	10.0	10.0	10.0	10.0	10.0	5.0	5.0	5.0	5.0	5.0	5.0	5.0
Female genital mutilation	10.0	10.0	10.0	10.0	10.0	10.0	10.0	10.0	10.0	10.0	10.0	10.0

Note: The data source V-Dem = Varieties of Democracy; the data source CLD = Civil Liberty Dataset.

Ranking
65

GUATEMALA

LATIN AMERICA & THE CARIBBEAN

Score
7.63

PERSONAL FREEDOM

Ranking
81/165

Score
7.51



ECONOMIC FREEDOM

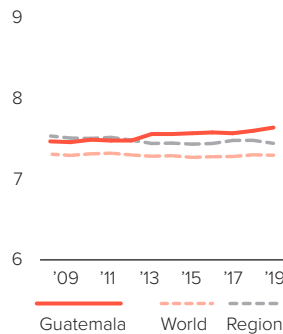
Ranking
32/165

Score
7.80

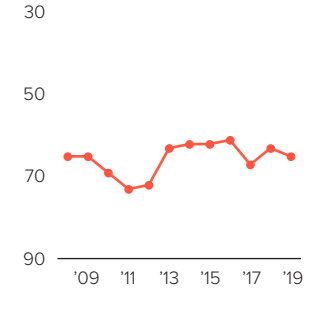


HUMAN FREEDOM

Score over time



Ranking over time



GUATEMALA

LATIN AMERICA & THE CARIBBEAN

	2008	2009	2010	2011	2012	2013	2014	2015	2016	2017	2018	2019
Human freedom	7.46	7.45	7.48	7.47	7.47	7.55	7.55	7.56	7.57	7.56	7.59	7.63
Ranking	65	65	69	73	72	63	62	62	61	67	63	65
Economic freedom	7.48	7.42	7.48	7.52	7.62	7.80	7.81	7.84	7.79	7.70	7.73	7.80
Personal freedom	7.45	7.48	7.48	7.43	7.36	7.37	7.36	7.37	7.42	7.45	7.50	7.51
Rule of law	4.6	4.6	4.6	4.6	4.1	4.1	3.9	4.0	4.0	4.2	4.0	4.0
Procedural justice	5.9	5.9	5.9	5.9	5.5	5.6	5.6	5.4	5.4	5.6	5.3	5.3
Civil justice	4.1	4.1	4.1	4.1	3.6	3.6	3.3	3.5	3.5	3.7	3.8	3.8
Criminal justice	3.7	3.7	3.7	3.7	3.0	3.0	2.9	3.0	3.0	3.2	3.0	3.0
Security and safety	4.2	4.2	4.1	3.9	4.1	4.1	4.5	4.8	5.1	5.3	5.8	5.8
Homicide	0.0	0.0	0.0	0.0	0.2	0.2	0.9	1.4	2.1	2.4	3.5	3.5
Disappearances, conflicts, terrorism	8.5	8.5	8.1	7.8	8.1	8.1	8.1	8.1	8.2	8.2	8.1	8.2
Movement	9.4	9.4	9.4	9.4	9.4	9.5	9.5	9.5	9.5	9.5	9.5	9.5
Freedom of movement (V-Dem)	8.8	8.8	8.8	8.8	8.8	8.9	8.9	8.9	8.9	9.0	9.0	9.0
Freedom of movement (CLD)	10.0	10.0	10.0	10.0	10.0	10.0	10.0	10.0	10.0	10.0	10.0	10.0
Religion	8.7	9.3	9.3	9.3	9.3	9.6	9.0	9.0	9.0	9.6	9.6	9.6
Freedom of religion	8.3	9.5	9.5	9.5	9.5	9.5	8.3	8.3	8.3	9.5	9.5	9.5
Religious organization repression	9.1	9.1	9.1	9.1	9.1	9.8	9.8	9.8	9.8	9.8	9.8	9.8
Association, assembly, civil society	8.2	8.2	8.4	8.4	8.2	7.9	7.9	7.9	7.9	8.0	7.9	8.0
Civil society entry and exit	8.8	8.8	8.8	8.8	8.8	8.2	8.2	8.2	8.2	8.2	8.3	8.8
Freedom of assembly	6.2	6.2	7.0	7.0	6.2	5.8	5.8	5.8	5.8	5.8	5.8	5.8
Freedom to form/run political parties	9.4	9.4	9.4	9.4	9.3	9.4	9.4	9.4	9.4	9.2	9.3	9.6
Civil society repression	8.3	8.3	8.3	8.3	8.3	8.3	8.3	8.3	8.3	8.6	8.0	8.0
Expression and information	7.1	6.6	6.6	6.4	6.4	6.3	6.7	6.4	6.4	6.2	6.3	6.2
Press killed	5.7	1.4	1.4	0.0	0.0	0.0	4.0	0.2	0.4	0.4	4.3	4.3
Press jailed	10.0	10.0	10.0	10.0	10.0	10.0	10.0	10.0	10.0	8.5	8.5	8.5
Academic and cultural expression	5.0	5.0	5.0	5.0	5.0	5.0	5.0	5.0	5.0	5.0	5.0	5.0
Harassment of journalists	7.8	8.0	8.0	8.0	7.8	8.0	7.4	7.4	8.0	8.0	7.8	6.8
Government censorship effort	6.6	6.6	6.6	6.6	6.6	6.5	6.5	6.8	6.8	6.5	6.1	6.1
Internet censorship effort	9.5	9.5	9.5	9.5	9.5	9.5	9.5	9.8	9.8	9.5	9.2	9.2
Media self-censorship	5.2	5.2	5.2	5.2	5.2	5.2	5.2	5.2	5.2	5.1	4.8	4.8
Media freedom	7.0	7.0	7.0	7.0	7.0	7.5	7.5	7.5	7.5	7.5	5.9	5.9
Freedom of expression	6.8	6.8	6.8	6.8	6.8	5.0	5.0	5.5	5.0	5.5	5.0	5.0
Relationships	10.0	10.0	10.0	10.0	10.0	10.0	10.0	10.0	10.0	9.4	9.4	9.4
Same-sex relationships	10.0	10.0	10.0	10.0	10.0	10.0	10.0	10.0	10.0	10.0	10.0	10.0
Divorce	10.0	10.0	10.0	10.0	10.0	10.0	10.0	10.0	10.0	10.0	10.0	10.0
Inheritance rights	10.0	10.0	10.0	10.0	10.0	10.0	10.0	10.0	10.0	7.5	7.5	7.5
Female genital mutilation	10.0	10.0	10.0	10.0	10.0	10.0	10.0	10.0	10.0	10.0	10.0	10.0

Note: The data source V-Dem = Varieties of Democracy; the data source CLD = Civil Liberty Dataset.

Ranking
138

GUINEA

SUB-SAHARAN AFRICA

Score
5.82

PERSONAL FREEDOM

Ranking
123/165

Score
5.96



ECONOMIC FREEDOM

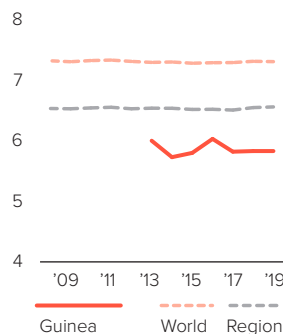
Ranking
151/165

Score
5.62

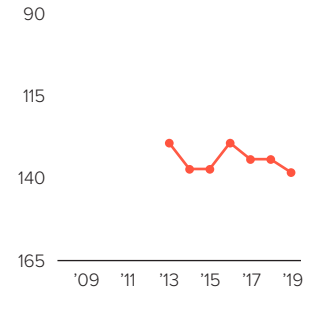


HUMAN FREEDOM

Score over time



Ranking over time



GUINEA

SUB-SAHARAN AFRICA

	2008	2009	2010	2011	2012	2013	2014	2015	2016	2017	2018	2019
Human freedom	-	-	-	-	-	5.99	5.72	5.79	6.02	5.81	5.82	5.82
Ranking	-	-	-	-	-	129	137	137	129	134	134	138
Economic freedom	-	-	-	-	-	5.12	5.18	5.30	5.87	5.54	5.57	5.62
Personal freedom	-	-	-	-	-	6.62	6.11	6.14	6.12	6.01	6.01	5.96
Rule of law	-	-	-	-	-	3.0	3.1	3.4	3.3	3.7	3.6	3.6
Procedural justice	-	-	-	-	-	-	-	-	-	3.9	3.6	3.6
Civil justice	-	-	-	-	-	-	-	-	-	4.1	4.1	4.1
Criminal justice	-	-	-	-	-	-	-	-	-	3.1	3.1	3.1
Security and safety	-	-	-	-	-	7.9	7.9	7.9	7.9	7.9	7.8	7.8
Homicide	-	-	-	-	-	7.4	7.4	7.4	7.4	7.4	7.4	7.4
Disappearances, conflicts, terrorism	-	-	-	-	-	8.4	8.4	8.3	8.4	8.3	8.3	8.2
Movement	-	-	-	-	-	8.1	8.1	8.1	8.2	8.2	8.3	8.0
Freedom of movement (V-Dem)	-	-	-	-	-	8.6	8.6	8.6	8.8	8.8	9.1	8.5
Freedom of movement (CLD)	-	-	-	-	-	7.5	7.5	7.5	7.5	7.5	7.5	7.5
Religion	-	-	-	-	-	9.4	9.4	9.4	9.4	9.4	9.4	9.0
Freedom of religion	-	-	-	-	-	9.8	9.8	9.8	9.8	9.8	9.8	9.4
Religious organization repression	-	-	-	-	-	9.0	9.0	9.0	9.0	9.0	9.1	8.6
Association, assembly, civil society	-	-	-	-	-	6.8	6.6	6.5	6.6	6.8	6.4	6.2
Civil society entry and exit	-	-	-	-	-	5.5	5.5	5.5	5.5	5.5	5.4	5.1
Freedom of assembly	-	-	-	-	-	5.3	4.5	4.5	4.5	5.3	4.5	4.5
Freedom to form/run political parties	-	-	-	-	-	8.9	8.9	8.9	8.9	8.9	8.9	8.6
Civil society repression	-	-	-	-	-	7.3	7.3	7.1	7.3	7.3	6.7	6.5
Expression and information	-	-	-	-	-	6.7	5.8	5.8	5.6	5.4	5.7	6.4
Press killed	-	-	-	-	-	10.0	2.0	2.0	0.0	0.0	0.0	7.5
Press jailed	-	-	-	-	-	10.0	10.0	10.0	10.0	10.0	10.0	10.0
Academic and cultural expression	-	-	-	-	-	2.5	2.5	2.5	2.5	2.5	5.0	5.0
Harassment of journalists	-	-	-	-	-	4.6	4.6	4.6	4.6	4.6	4.6	3.9
Government censorship effort	-	-	-	-	-	8.0	8.1	8.1	8.1	7.0	7.0	7.0
Internet censorship effort	-	-	-	-	-	7.1	7.1	7.1	7.1	7.1	7.1	7.1
Media self-censorship	-	-	-	-	-	4.5	4.5	4.5	4.5	4.5	4.5	4.5
Media freedom	-	-	-	-	-	7.6	7.6	7.4	7.6	7.6	7.6	7.6
Freedom of expression	-	-	-	-	-	6.0	5.5	5.5	5.5	5.5	5.5	5.0
Relationships	-	-	-	-	-	4.5	2.0	2.0	2.0	0.7	0.8	0.8
Same-sex relationships	-	-	-	-	-	10.0	0.0	0.0	0.0	0.0	0.0	0.0
Divorce	-	-	-	-	-	0.0	0.0	0.0	0.0	0.0	0.0	0.0
Inheritance rights	-	-	-	-	-	7.5	7.5	7.5	7.5	2.5	2.5	2.5
Female genital mutilation	-	-	-	-	-	0.4	0.4	0.4	0.4	0.3	0.6	0.6

Note: The data source V-Dem = Varieties of Democracy; the data source CLD = Civil Liberty Dataset.


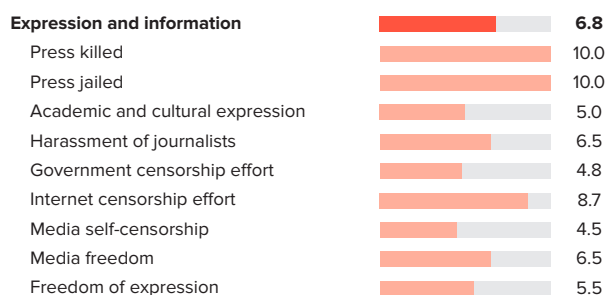


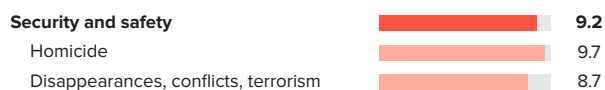
Ranking
106

GUINEA-BISSAU

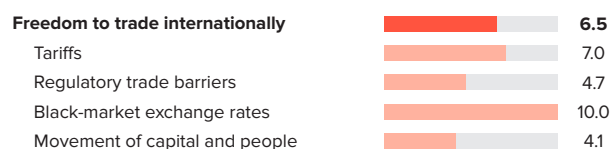
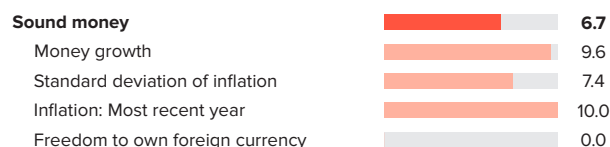
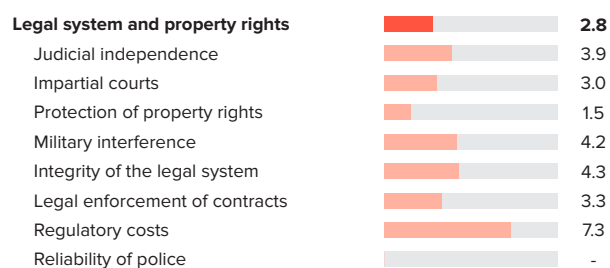
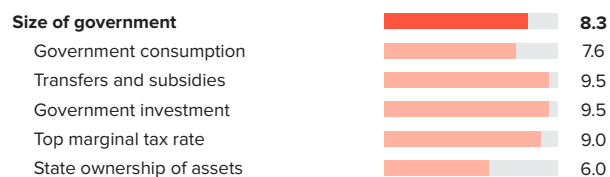
SUB-SAHARAN AFRICA

Score
6.77

PERSONAL FREEDOM Ranking 92/165 Score 7.29

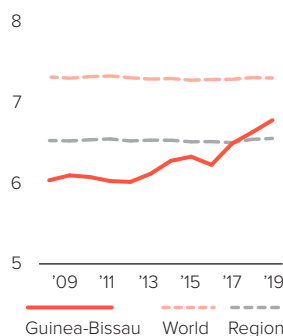


ECONOMIC FREEDOM Ranking 135/165 Score 6.06

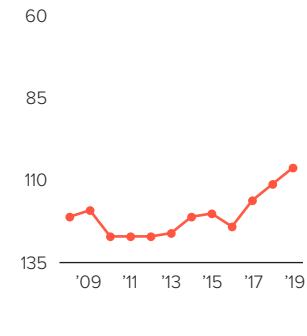


HUMAN FREEDOM

Score over time



Ranking over time



GUINEA-BISSAU

SUB-SAHARAN AFRICA

	2008	2009	2010	2011	2012	2013	2014	2015	2016	2017	2018	2019
Human freedom	6.03	6.09	6.07	6.02	6.01	6.11	6.27	6.32	6.22	6.48	6.62	6.77
Ranking	121	119	127	127	127	126	121	120	124	116	111	106
Economic freedom	4.94	5.18	5.07	5.25	5.73	5.30	5.12	5.09	4.91	5.54	5.77	6.06
Personal freedom	6.81	6.74	6.78	6.57	6.21	6.69	7.10	7.19	7.16	7.18	7.26	7.29
Rule of law	3.0	3.1	3.1	3.1	2.8	2.7	3.1	3.2	2.9	2.9	3.3	3.2
Procedural justice	-	-	-	-	-	-	-	-	-	-	-	-
Civil justice	-	-	-	-	-	-	-	-	-	-	-	-
Criminal justice	-	-	-	-	-	-	-	-	-	-	-	-
Security and safety	7.7	7.2	7.3	7.3	7.1	8.2	8.2	8.7	8.6	9.0	9.0	9.2
Homicide	7.0	7.0	7.0	7.0	7.0	8.6	8.9	9.2	9.0	9.7	9.7	9.7
Disappearances, conflicts, terrorism	8.5	7.3	7.7	7.6	7.3	7.8	7.4	8.3	8.3	8.3	8.2	8.7
Movement	9.3	9.3	9.3	9.3	8.0	9.5	9.5	9.5	9.5	9.4	9.4	9.5
Freedom of movement (V-Dem)	8.6	8.6	8.6	8.6	8.4	9.0	9.0	9.0	9.0	8.8	8.9	9.0
Freedom of movement (CLD)	10.0	10.0	10.0	10.0	7.5	10.0	10.0	10.0	10.0	10.0	10.0	10.0
Religion	9.4	9.4	9.5	9.5	9.5	9.6	9.6	9.6	9.6	9.6	9.6	9.6
Freedom of religion	9.6	9.6	9.6	9.6	9.6	9.8	9.8	9.8	9.8	9.8	9.8	9.8
Religious organization repression	9.3	9.3	9.4	9.4	9.4	9.4	9.4	9.4	9.4	9.4	9.4	9.4
Association, assembly, civil society	6.4	6.7	6.7	6.7	6.3	7.0	7.0	7.0	7.0	7.0	7.0	7.1
Civil society entry and exit	6.0	6.0	6.0	6.0	6.0	6.4	6.4	6.4	6.4	6.4	6.4	6.4
Freedom of assembly	3.8	5.0	5.0	5.0	3.8	5.0	5.0	5.0	5.0	5.0	5.0	6.5
Freedom to form/run political parties	8.2	8.2	8.2	8.2	8.2	8.9	8.9	8.9	8.9	8.9	8.7	8.7
Civil society repression	7.5	7.5	7.5	7.5	7.4	7.8	7.8	7.8	7.8	7.8	7.8	6.8
Expression and information	6.9	6.6	6.6	6.9	6.6	6.7	6.7	6.7	6.9	6.5	6.8	6.8
Press killed	10.0	10.0	10.0	10.0	10.0	10.0	10.0	10.0	10.0	10.0	10.0	10.0
Press jailed	10.0	10.0	10.0	10.0	10.0	10.0	10.0	10.0	10.0	10.0	10.0	10.0
Academic and cultural expression	2.5	2.5	2.5	2.5	2.5	2.5	2.5	2.5	2.5	2.5	5.0	5.0
Harassment of journalists	5.9	5.9	5.9	5.9	5.7	6.4	6.5	6.5	6.5	6.5	6.8	6.5
Government censorship effort	6.2	6.2	6.2	6.2	6.2	6.1	6.1	6.1	5.6	5.6	4.8	4.8
Internet censorship effort	8.9	8.9	8.9	8.9	8.9	8.9	8.9	8.9	8.9	8.0	8.7	8.7
Media self-censorship	4.2	4.2	4.2	4.2	4.2	4.6	4.6	4.6	4.6	4.6	4.5	4.5
Media freedom	6.5	6.5	6.5	6.5	6.5	6.5	6.5	6.5	6.5	6.5	6.5	6.5
Freedom of expression	7.5	5.0	5.0	7.5	5.0	5.0	5.0	5.0	7.5	5.0	5.0	5.5
Relationships	5.0	5.0	5.0	3.2	3.2	3.1	5.6	5.6	5.6	5.8	5.8	5.6
Same-sex relationships	10.0	10.0	10.0	0.0	0.0	0.0	10.0	10.0	10.0	10.0	10.0	10.0
Divorce	5.0	5.0	5.0	5.0	5.0	5.0	5.0	5.0	5.0	5.0	5.0	5.0
Inheritance rights	0.0	0.0	0.0	2.5	2.5	2.5	2.5	2.5	2.5	2.5	2.5	2.5
Female genital mutilation	5.0	5.0	5.0	5.5	5.5	5.0	5.0	5.0	5.0	5.5	5.5	4.8

Note: The data source V-Dem = Varieties of Democracy; the data source CLD = Civil Liberty Dataset.

Ranking
70

GUYANA

LATIN AMERICA & THE CARIBBEAN

Score
7.49

PERSONAL FREEDOM

Ranking
57/165

Score
8.06



ECONOMIC FREEDOM

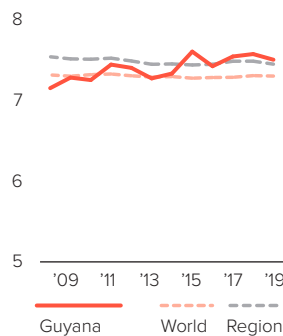
Ranking
117/165

Score
6.52

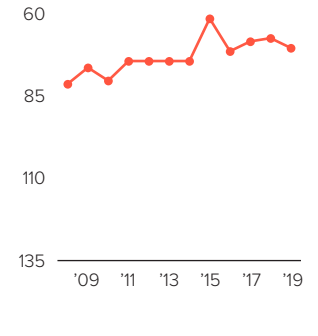


HUMAN FREEDOM

Score over time



Ranking over time



GUYANA

LATIN AMERICA & THE CARIBBEAN

	2008	2009	2010	2011	2012	2013	2014	2015	2016	2017	2018	2019
Human freedom	7.14	7.27	7.24	7.43	7.39	7.26	7.32	7.59	7.41	7.53	7.56	7.49
Ranking	81	76	80	74	74	74	74	61	71	68	67	70
Economic freedom	6.54	6.54	6.52	6.50	6.49	6.31	6.50	6.80	6.59	6.56	6.59	6.52
Personal freedom	7.57	7.78	7.75	8.10	8.03	7.95	7.91	8.16	7.99	8.10	8.13	8.06
Rule of law	4.3	4.3	4.4	4.4	4.4	4.4	4.3	4.7	4.7	4.6	4.6	4.6
Procedural justice	-	-	-	-	-	-	4.5	4.9	4.9	4.7	4.6	4.6
Civil justice	-	-	-	-	-	-	4.8	5.1	5.1	5.3	5.4	5.4
Criminal justice	-	-	-	-	-	-	3.5	4.0	4.0	3.8	3.8	3.8
Security and safety	4.9	6.9	6.5	6.7	6.6	6.3	6.4	6.7	7.0	7.5	7.6	7.5
Homicide	3.8	5.4	4.6	5.0	4.6	4.1	4.3	4.4	4.7	5.7	5.9	5.9
Disappearances, conflicts, terrorism	5.9	8.4	8.5	8.5	8.5	8.5	8.5	9.0	9.3	9.3	9.3	9.2
Movement	9.7	9.7	9.8	9.8	9.7	9.7	9.7	9.8	8.5	8.5	8.4	8.4
Freedom of movement (V-Dem)	9.5	9.5	9.5	9.5	9.5	9.5	9.5	9.6	9.5	9.6	9.3	9.3
Freedom of movement (CLD)	10.0	10.0	10.0	10.0	10.0	10.0	10.0	10.0	7.5	7.5	7.5	7.5
Religion	9.3	8.7	8.7	9.6	9.6	9.0	9.7	9.7	9.7	9.7	9.7	9.7
Freedom of religion	9.9	8.6	8.6	9.9	9.9	8.6	9.9	9.9	9.8	9.8	9.8	9.8
Religious organization repression	8.8	8.8	8.8	9.3	9.3	9.4	9.4	9.4	9.6	9.6	9.6	9.6
Association, assembly, civil society	8.7	8.7	8.7	8.8	8.5	8.7	9.0	9.4	9.2	9.3	9.6	9.3
Civil society entry and exit	9.0	9.0	9.0	9.2	9.2	9.2	9.2	9.6	9.0	9.2	9.2	8.7
Freedom of assembly	8.8	8.8	8.8	8.8	7.5	7.5	8.8	8.8	8.8	8.8	10.0	10.0
Freedom to form/run political parties	9.3	9.3	9.4	9.4	9.4	9.4	9.4	9.6	9.7	9.7	9.7	9.7
Civil society repression	7.8	7.8	7.8	8.0	8.0	8.7	8.7	9.5	9.5	9.5	9.5	8.9
Expression and information	7.3	7.3	7.4	7.4	7.4	7.5	7.5	8.2	8.1	8.3	8.3	8.1
Press killed	10.0	10.0	10.0	10.0	10.0	10.0	10.0	10.0	10.0	10.0	10.0	10.0
Press jailed	10.0	10.0	10.0	10.0	10.0	10.0	10.0	10.0	10.0	10.0	10.0	10.0
Academic and cultural expression	7.5	7.5	7.5	7.5	7.5	7.5	7.5	7.5	7.5	7.5	7.5	7.5
Harassment of journalists	5.7	5.7	5.9	5.9	5.9	5.9	6.1	8.4	8.1	8.4	8.3	7.8
Government censorship effort	5.1	5.3	5.3	5.4	5.6	6.2	6.1	7.1	6.5	7.5	7.0	6.4
Internet censorship effort	9.8	9.8	9.8	9.8	9.8	9.8	9.8	9.8	9.8	9.8	9.8	9.8
Media self-censorship	5.9	5.9	5.9	5.9	5.9	6.0	6.0	6.0	6.2	6.6	6.4	6.2
Media freedom	6.8	6.8	6.8	6.8	6.8	7.0	7.0	7.4	7.4	7.4	7.9	7.8
Freedom of expression	5.0	5.0	5.0	5.0	5.0	5.0	5.0	7.5	7.5	7.5	7.5	7.5
Relationships	8.8	8.8	8.8	10.0	10.0	10.0	8.8	8.8	8.8	8.8	8.8	8.8
Same-sex relationships	5.0	5.0	5.0	10.0	10.0	10.0	5.0	5.0	5.0	5.0	5.0	5.0
Divorce	10.0	10.0	10.0	10.0	10.0	10.0	10.0	10.0	10.0	10.0	10.0	10.0
Inheritance rights	10.0	10.0	10.0	10.0	10.0	10.0	10.0	10.0	10.0	10.0	10.0	10.0
Female genital mutilation	10.0	10.0	10.0	10.0	10.0	10.0	10.0	10.0	10.0	10.0	10.0	10.0

Note: The data source V-Dem = Varieties of Democracy; the data source CLD = Civil Liberty Dataset.

Ranking
80

HAITI

LATIN AMERICA & THE CARIBBEAN

Score
7.21

PERSONAL FREEDOM

Ranking
76/165

Score
7.71



ECONOMIC FREEDOM

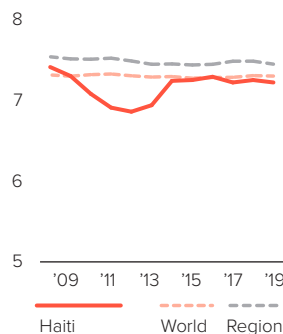
Ranking
118/165

Score
6.51

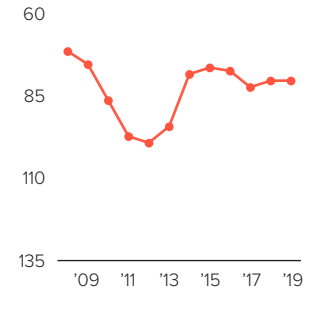


HUMAN FREEDOM

Score over time



Ranking over time



HAITI

LATIN AMERICA & THE CARIBBEAN

	2008	2009	2010	2011	2012	2013	2014	2015	2016	2017	2018	2019
Human freedom	7.40	7.29	7.07	6.90	6.85	6.93	7.23	7.24	7.28	7.21	7.24	7.21
Ranking	71	75	86	97	99	94	78	76	77	82	80	80
Economic freedom	6.89	6.95	6.36	6.40	6.13	6.40	6.81	6.74	6.68	6.55	6.52	6.51
Personal freedom	7.76	7.54	7.58	7.27	7.36	7.31	7.52	7.60	7.71	7.69	7.76	7.71
Rule of law	3.2	3.1	3.0	3.0	3.1	3.2	3.3	3.3	3.6	3.5	3.5	3.7
Procedural justice	-	-	-	-	-	-	-	-	-	-	-	-
Civil justice	-	-	-	-	-	-	-	-	-	-	-	-
Criminal justice	-	-	-	-	-	-	-	-	-	-	-	-
Security and safety	8.8	8.4	8.3	7.6	7.8	7.8	7.8	7.8	7.8	7.8	8.1	8.1
Homicide	8.5	8.2	8.0	7.4	7.1	7.1	7.1	7.1	7.2	7.2	8.0	8.0
Disappearances, conflicts, terrorism	9.0	8.6	8.6	7.8	8.6	8.5	8.5	8.5	8.4	8.3	8.2	8.1
Movement	9.7	8.4	8.4	8.4	8.4	8.3	8.3	9.6	9.6	9.4	9.3	9.5
Freedom of movement (V-Dem)	9.4	9.4	9.4	9.4	9.4	9.2	9.2	9.2	9.3	8.7	8.6	8.9
Freedom of movement (CLD)	10.0	7.5	7.5	7.5	7.5	7.5	7.5	10.0	10.0	10.0	10.0	10.0
Religion	9.6	9.6	9.6	9.6	9.6	9.6	9.6	9.0	9.0	8.8	9.0	9.0
Freedom of religion	9.7	9.7	9.7	9.7	9.7	9.7	9.7	8.4	8.4	8.1	8.2	8.4
Religious organization repression	9.5	9.5	9.5	9.5	9.5	9.5	9.5	9.5	9.5	9.5	9.7	9.7
Association, assembly, civil society	7.4	7.4	7.4	7.4	7.4	7.4	7.4	7.4	7.4	7.4	7.5	7.1
Civil society entry and exit	8.8	8.8	8.8	8.8	8.8	8.8	8.8	8.8	8.8	8.8	8.8	8.8
Freedom of assembly	6.5	6.5	6.5	6.5	6.5	6.5	6.5	6.5	6.5	6.5	6.5	5.7
Freedom to form/run political parties	9.0	8.7	8.8	8.8	8.9	8.9	8.9	8.9	8.9	8.9	9.1	9.0
Civil society repression	5.5	5.5	5.5	5.5	5.5	5.5	5.5	5.5	5.5	5.5	5.5	4.9
Expression and information	6.9	7.0	7.5	7.4	7.6	7.4	7.4	7.4	7.8	7.6	7.5	7.3
Press killed	0.4	3.6	6.9	6.9	10.0	10.0	10.0	10.0	10.0	10.0	10.0	7.4
Press jailed	10.0	10.0	10.0	10.0	10.0	10.0	10.0	10.0	10.0	10.0	10.0	10.0
Academic and cultural expression	5.0	5.0	5.0	5.0	5.0	5.0	5.0	5.0	5.0	5.0	5.0	5.0
Harassment of journalists	8.1	8.1	8.1	7.9	7.4	7.8	7.8	7.8	8.4	8.4	7.5	7.7
Government censorship effort	6.3	6.3	6.3	6.3	5.8	5.5	5.5	5.5	5.8	5.5	6.0	5.5
Internet censorship effort	9.6	9.6	9.6	9.6	9.6	9.3	9.3	9.3	9.3	9.3	8.6	9.3
Media self-censorship	7.0	7.0	7.0	7.0	6.6	5.8	5.8	5.8	6.2	5.8	6.2	6.2
Media freedom	8.6	8.6	8.6	8.6	8.2	7.5	7.5	7.5	8.0	7.6	7.2	7.2
Freedom of expression	7.2	5.0	6.0	5.0	6.0	5.5	6.0	5.5	7.2	7.2	7.2	7.2
Relationships	8.8	8.8	8.8	7.5	7.5	7.5	8.8	8.8	8.8	9.4	9.4	9.4
Same-sex relationships	10.0	10.0	10.0	5.0	5.0	5.0	10.0	10.0	10.0	10.0	10.0	10.0
Divorce	10.0	10.0	10.0	10.0	10.0	10.0	10.0	10.0	10.0	10.0	10.0	10.0
Inheritance rights	5.0	5.0	5.0	5.0	5.0	5.0	5.0	5.0	5.0	7.5	7.5	7.5
Female genital mutilation	10.0	10.0	10.0	10.0	10.0	10.0	10.0	10.0	10.0	10.0	10.0	10.0

Note: The data source V-Dem = Varieties of Democracy; the data source CLD = Civil Liberty Dataset.

Ranking
86

HONDURAS

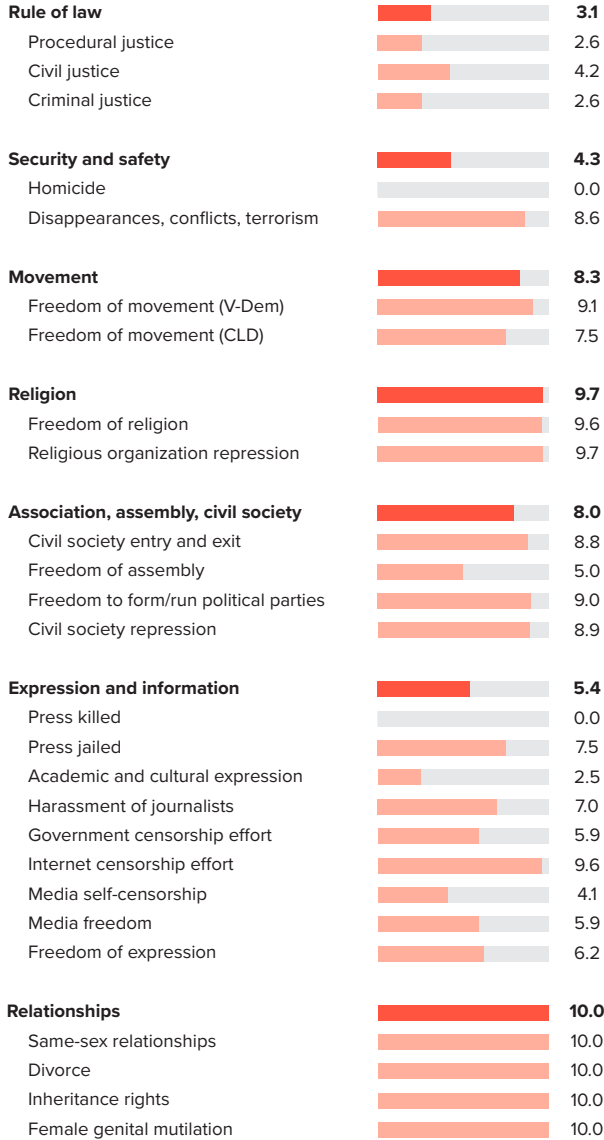
LATIN AMERICA & THE CARIBBEAN

Score
7.09

PERSONAL FREEDOM

Ranking
99/165

Score
6.97



ECONOMIC FREEDOM

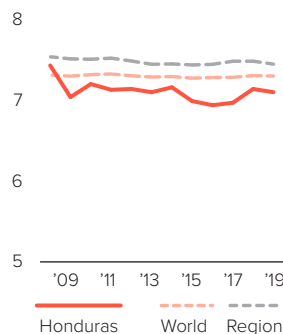
Ranking
70/165

Score
7.26

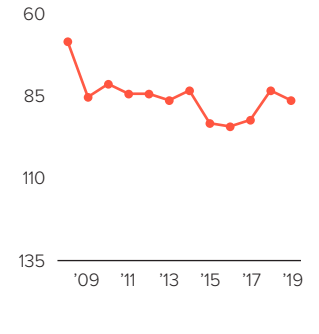


HUMAN FREEDOM

Score over time



Ranking over time



HONDURAS

LATIN AMERICA & THE CARIBBEAN

	2008	2009	2010	2011	2012	2013	2014	2015	2016	2017	2018	2019
Human freedom	7.42	7.03	7.19	7.12	7.13	7.09	7.15	6.98	6.93	6.96	7.13	7.09
Ranking	68	85	81	84	84	86	83	93	94	92	83	86
Economic freedom	7.32	7.19	7.25	7.24	7.14	7.23	7.26	7.30	7.18	7.15	7.25	7.26
Personal freedom	7.50	6.91	7.16	7.03	7.13	7.00	7.07	6.75	6.75	6.83	7.05	6.97
Rule of law	3.7	3.8	3.8	3.8	3.4	3.4	3.3	3.2	3.2	3.1	3.1	3.1
Procedural justice	-	-	-	-	-	3.5	3.0	3.1	3.1	2.6	2.6	2.6
Civil justice	-	-	-	-	-	4.5	4.2	4.0	4.0	4.2	4.2	4.2
Criminal justice	-	-	-	-	-	2.1	2.5	2.4	2.4	2.6	2.6	2.6
Security and safety	4.0	3.7	3.7	3.6	4.1	3.8	4.4	4.3	4.3	4.2	4.4	4.3
Homicide	0.0	0.0	0.0	0.0	0.0	0.0	0.0	0.0	0.0	0.0	0.0	0.0
Disappearances, conflicts, terrorism	8.0	7.4	7.4	7.3	8.2	7.6	8.7	8.6	8.5	8.4	8.8	8.6
Movement	9.7	8.3	9.6	9.7	9.7	9.7	9.7	8.3	8.3	8.3	8.3	8.3
Freedom of movement (V-Dem)	9.4	9.0	9.1	9.4	9.4	9.4	9.4	9.1	9.1	9.1	9.1	9.1
Freedom of movement (CLD)	10.0	7.5	10.0	10.0	10.0	10.0	10.0	7.5	7.5	7.5	7.5	7.5
Religion	9.7	9.5	9.6	9.0	9.6	9.6	9.6	9.0	9.0	9.0	9.7	9.7
Freedom of religion	9.7	9.4	9.6	8.4	9.6	9.6	9.6	8.4	8.4	8.4	9.6	9.6
Religious organization repression	9.6	9.5	9.6	9.6	9.6	9.6	9.6	9.7	9.7	9.7	9.7	9.7
Association, assembly, civil society	8.2	7.5	7.6	7.7	7.7	7.8	7.8	7.8	7.8	7.3	8.0	8.0
Civil society entry and exit	8.1	7.2	7.2	7.7	7.7	7.7	7.7	7.7	7.7	7.7	8.8	8.8
Freedom of assembly	6.8	6.8	6.8	6.5	6.5	6.8	6.8	6.8	6.8	5.3	5.3	5.0
Freedom to form/run political parties	9.4	9.1	9.3	9.3	9.3	9.3	9.3	9.3	9.3	9.3	9.1	9.0
Civil society repression	8.4	6.7	7.1	7.4	7.4	7.4	7.4	7.4	7.4	7.0	8.9	8.9
Expression and information	7.3	5.7	5.8	6.0	6.0	5.9	6.0	5.8	5.9	5.8	5.8	5.4
Press killed	6.2	0.0	0.0	0.0	0.0	0.0	0.0	0.0	0.0	0.0	0.0	0.0
Press jailed	10.0	10.0	10.0	10.0	10.0	10.0	10.0	10.0	10.0	10.0	10.0	7.5
Academic and cultural expression	2.5	2.5	2.5	2.5	2.5	2.5	2.5	2.5	2.5	2.5	2.5	2.5
Harassment of journalists	8.8	5.7	6.8	7.6	7.6	7.6	7.6	6.8	6.8	7.0	7.6	7.0
Government censorship effort	7.7	6.9	7.1	7.3	7.3	7.0	7.0	6.7	6.7	6.6	5.6	5.9
Internet censorship effort	9.8	8.7	8.3	9.6	9.6	9.6	9.6	9.6	9.6	9.6	9.6	9.6
Media self-censorship	5.3	2.8	2.7	2.7	2.7	2.7	2.7	2.7	2.7	3.8	4.8	4.1
Media freedom	7.4	7.2	7.2	7.2	7.2	7.2	7.2	7.2	7.2	6.6	5.4	5.9
Freedom of expression	7.8	7.2	7.8	7.2	7.2	6.8	7.8	6.8	7.8	6.2	6.8	6.2
Relationships	10.0	10.0	10.0	9.4	9.4	8.8	8.8	8.8	8.8	10.0	10.0	10.0
Same-sex relationships	10.0	10.0	10.0	10.0	10.0	10.0	10.0	10.0	10.0	10.0	10.0	10.0
Divorce	10.0	10.0	10.0	10.0	10.0	10.0	10.0	10.0	10.0	10.0	10.0	10.0
Inheritance rights	10.0	10.0	10.0	7.5	7.5	5.0	5.0	5.0	5.0	10.0	10.0	10.0
Female genital mutilation	10.0	10.0	10.0	10.0	10.0	10.0	10.0	10.0	10.0	10.0	10.0	10.0

Note: The data source V-Dem = Varieties of Democracy; the data source CLD = Civil Liberty Dataset.

Ranking
30

HONG KONG SAR, CHINA

EAST ASIA

Score
8.41

PERSONAL FREEDOM

Ranking
57/165

Score
8.06



ECONOMIC FREEDOM

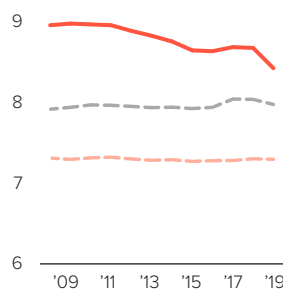
Ranking
1/165

Score
8.91

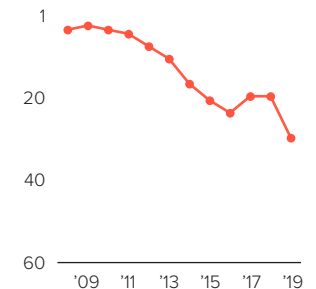


HUMAN FREEDOM

Score over time



Ranking over time



HONG KONG SAR, CHINA

EAST ASIA

	2008	2009	2010	2011	2012	2013	2014	2015	2016	2017	2018	2019
Human freedom	8.94	8.96	8.95	8.94	8.87	8.81	8.74	8.63	8.62	8.67	8.66	8.41
Ranking	4	3	4	5	8	11	17	21	24	20	20	30
Economic freedom	9.09	9.03	9.03	9.00	8.95	8.93	8.97	8.96	8.96	8.98	9.03	8.91
Personal freedom	8.84	8.91	8.89	8.89	8.80	8.73	8.57	8.40	8.37	8.45	8.39	8.06
Rule of law	7.5	7.5	7.5	7.5	7.4	7.8	7.8	7.1	7.1	7.1	7.1	7.1
Procedural justice	7.9	7.9	7.9	7.9	7.6	7.9	7.6	6.5	6.5	6.4	6.3	6.3
Civil justice	7.1	7.1	7.1	7.1	7.2	7.6	7.7	7.7	7.7	7.7	7.7	7.7
Criminal justice	7.6	7.6	7.6	7.6	7.3	8.0	8.0	7.2	7.2	7.1	7.2	7.2
Security and safety	9.2	9.7	9.8	9.8	9.8	9.7	9.7	9.8	9.7	9.8	9.7	9.3
Homicide	9.8	9.8	9.9	9.9	9.9	9.8	9.9	9.9	9.9	9.9	9.8	9.8
Disappearances, conflicts, terrorism	8.5	9.7	9.7	9.7	9.7	9.7	9.6	9.6	9.6	9.6	9.6	8.8
Movement	9.7	9.7	9.7	9.7	9.6	9.6	9.6	9.6	9.6	9.6	9.5	9.6
Freedom of movement (V-Dem)	9.7	9.7	9.7	9.7	9.6	9.6	9.6	9.6	9.6	9.6	9.5	9.6
Freedom of movement (CLD)	-	-	-	-	-	-	-	-	-	-	-	-
Religion	9.1	9.1	9.0	9.0	9.0	9.0	8.9	8.9	8.9	8.9	8.9	8.6
Freedom of religion	8.8	8.8	8.5	8.5	8.5	8.5	8.5	8.5	8.5	8.5	8.5	8.5
Religious organization repression	9.4	9.4	9.4	9.4	9.4	9.4	9.3	9.3	9.3	9.3	9.3	8.6
Association, assembly, civil society	8.1	8.1	8.1	8.1	7.8	7.6	7.0	6.4	6.3	6.3	6.0	4.9
Civil society entry and exit	7.2	7.1	7.3	7.3	7.0	6.2	6.2	5.4	5.4	5.4	4.7	3.8
Freedom of assembly	7.5	7.5	7.5	7.5	7.5	7.5	5.0	5.0	5.0	5.0	5.0	2.5
Freedom to form/run political parties	9.4	9.4	9.2	9.2	9.2	9.2	9.1	8.8	8.3	8.3	8.1	7.8
Civil society repression	8.5	8.4	8.4	8.4	7.7	7.7	7.5	6.5	6.5	6.5	6.1	5.4
Expression and information	8.2	8.2	8.1	8.1	8.0	7.9	7.6	7.6	7.6	7.6	7.6	7.0
Press killed	10.0	10.0	10.0	10.0	10.0	10.0	10.0	10.0	10.0	10.0	10.0	10.0
Press jailed	10.0	10.0	10.0	10.0	10.0	10.0	10.0	10.0	10.0	10.0	10.0	10.0
Academic and cultural expression	7.5	7.5	7.5	7.5	7.5	7.5	5.0	5.0	5.0	5.0	5.0	5.0
Harassment of journalists	7.4	7.4	7.1	7.1	7.0	6.7	6.5	6.5	6.5	6.5	6.5	6.2
Government censorship effort	8.5	8.4	8.4	8.4	8.0	8.0	7.9	8.0	8.0	8.0	8.0	5.1
Internet censorship effort	9.7	9.7	9.7	9.7	9.7	9.7	9.7	9.7	9.7	9.7	9.7	9.7
Media self-censorship	6.0	6.0	6.0	6.0	6.0	6.0	6.0	6.0	6.0	6.0	6.0	4.7
Media freedom	6.4	6.4	6.4	6.4	5.9	5.6	5.6	5.3	5.3	5.3	5.3	5.3
Freedom of expression	-	-	-	-	-	-	-	-	-	-	-	-
Relationships	10.0	10.0	10.0	10.0	10.0	9.4	9.4	9.4	9.4	10.0	10.0	10.0
Same-sex relationships	10.0	10.0	10.0	10.0	10.0	10.0	10.0	10.0	10.0	10.0	10.0	10.0
Divorce	10.0	10.0	10.0	10.0	10.0	10.0	10.0	10.0	10.0	10.0	10.0	10.0
Inheritance rights	10.0	10.0	10.0	10.0	10.0	7.5	7.5	7.5	7.5	10.0	10.0	10.0
Female genital mutilation	10.0	10.0	10.0	10.0	10.0	10.0	10.0	10.0	10.0	10.0	10.0	10.0

Note: The data source V-Dem = Varieties of Democracy; the data source CLD = Civil Liberty Dataset.

Ranking
59

HUNGARY

EASTERN EUROPE

Score
7.73

PERSONAL FREEDOM Ranking 70/165 Score 7.88

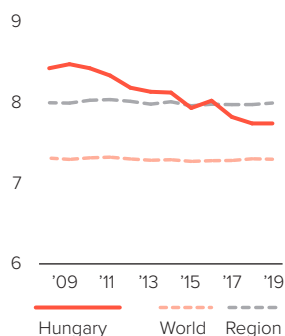


ECONOMIC FREEDOM Ranking 54/165 Score 7.53

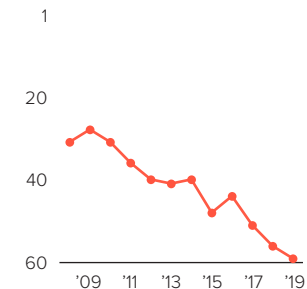


HUMAN FREEDOM

Score over time



Ranking over time



HUNGARY

EASTERN EUROPE

	2008	2009	2010	2011	2012	2013	2014	2015	2016	2017	2018	2019
Human freedom	8.41	8.46	8.41	8.32	8.17	8.12	8.11	7.92	8.01	7.81	7.73	7.73
Ranking	31	28	31	36	40	41	40	48	44	51	56	59
Economic freedom	7.43	7.54	7.61	7.63	7.56	7.46	7.51	7.39	7.60	7.57	7.49	7.53
Personal freedom	9.11	9.11	8.99	8.82	8.60	8.59	8.53	8.30	8.30	7.98	7.90	7.88
Rule of law	6.4	6.4	6.4	6.4	5.7	6.0	5.9	5.4	5.4	5.4	5.4	5.4
Procedural justice	7.4	7.4	7.4	7.4	6.8	7.2	6.9	6.6	6.6	6.8	6.8	6.8
Civil justice	5.5	5.5	5.5	5.5	4.9	5.3	5.2	5.0	5.0	4.6	4.5	4.5
Criminal justice	6.4	6.4	6.4	6.4	5.3	5.5	5.4	4.8	4.8	4.8	4.7	4.7
Security and safety	9.4	9.4	9.5	9.5	9.5	9.4	9.4	9.3	9.3	9.3	9.3	9.3
Homicide	9.5	9.6	9.6	9.6	9.6	9.6	9.6	9.3	9.4	9.3	9.3	9.3
Disappearances, conflicts, terrorism	9.3	9.2	9.4	9.4	9.4	9.3	9.3	9.3	9.3	9.4	9.4	9.4
Movement	9.9	9.9	9.9	9.9	9.9	9.9	9.9	9.9	9.9	9.9	9.9	9.9
Freedom of movement (V-Dem)	9.9	9.9	9.9	9.9	9.9	9.9	9.9	9.9	9.9	9.9	9.9	9.9
Freedom of movement (CLD)	10.0	10.0	10.0	10.0	10.0	10.0	10.0	10.0	10.0	10.0	10.0	10.0
Religion	9.9	9.9	9.8	9.4	8.6	8.6	8.6	8.5	8.5	8.4	8.4	8.4
Freedom of religion	9.9	9.9	9.9	9.5	8.3	8.3	8.3	8.3	8.3	8.3	8.3	8.3
Religious organization repression	10.0	10.0	9.8	9.2	9.0	9.0	9.0	8.7	8.7	8.4	8.6	8.6
Association, assembly, civil society	8.9	8.9	8.6	8.3	8.3	8.1	7.8	7.5	7.4	6.9	6.7	6.7
Civil society entry and exit	7.1	7.1	6.6	6.4	6.4	5.9	5.7	5.5	5.5	4.5	4.3	4.5
Freedom of assembly	9.2	9.2	10.0	9.7	9.7	9.7	8.8	8.2	8.2	8.2	8.2	8.2
Freedom to form/run political parties	9.8	9.8	9.7	9.7	9.7	9.7	9.7	9.7	9.7	9.0	8.5	8.5
Civil society repression	9.6	9.6	8.0	7.4	7.2	7.3	7.1	6.5	6.5	5.8	5.7	5.7
Expression and information	9.3	9.3	8.8	8.3	8.4	8.0	8.1	7.4	7.4	7.2	6.8	6.6
Press killed	10.0	10.0	10.0	10.0	10.0	10.0	10.0	10.0	10.0	10.0	10.0	10.0
Press jailed	10.0	10.0	10.0	10.0	10.0	10.0	10.0	10.0	10.0	10.0	10.0	10.0
Academic and cultural expression	7.5	7.5	7.5	7.5	7.5	7.5	7.5	5.0	5.0	5.0	5.0	5.0
Harassment of journalists	9.6	9.6	9.0	8.0	8.0	7.6	7.5	7.5	7.5	7.2	5.7	5.4
Government censorship effort	9.1	9.1	7.7	7.2	7.1	7.1	7.1	5.8	5.7	5.4	5.0	5.0
Internet censorship effort	9.9	9.9	9.9	9.9	9.9	9.9	9.9	9.9	9.9	9.9	9.9	9.3
Media self-censorship	8.2	8.2	7.4	7.4	7.4	7.5	7.2	7.0	6.8	5.6	5.5	5.5
Media freedom	9.1	9.1	7.4	7.4	7.1	5.3	5.3	5.0	5.0	5.0	4.3	4.3
Freedom of expression	10.0	10.0	10.0	7.8	8.2	7.2	8.2	6.8	7.2	6.8	6.0	5.0
Relationships	9.9	9.9	9.9	9.9	9.9	10.0	10.0	10.0	10.0	8.8	8.8	8.8
Same-sex relationships	10.0	10.0	10.0	10.0	10.0	10.0	10.0	10.0	10.0	10.0	10.0	10.0
Divorce	10.0	10.0	10.0	10.0	10.0	10.0	10.0	10.0	10.0	10.0	10.0	10.0
Inheritance rights	10.0	10.0	10.0	10.0	10.0	10.0	10.0	10.0	10.0	5.0	5.0	5.0
Female genital mutilation	9.5	9.5	9.5	9.5	9.5	10.0	10.0	10.0	10.0	10.0	10.0	10.0

Note: The data source V-Dem = Varieties of Democracy; the data source CLD = Civil Liberty Dataset.

Ranking
12

ICELAND

WESTERN EUROPE

Score
8.77

PERSONAL FREEDOM Ranking 8/165 Score 9.40

Rule of law **8.0**

- Procedural justice -
- Civil justice -
- Criminal justice -

Security and safety **9.8**

- Homicide 9.7
- Disappearances, conflicts, terrorism 9.9

Movement **9.9**

- Freedom of movement (V-Dem) 9.8
- Freedom of movement (CLD) 10.0

Religion **9.8**

- Freedom of religion 9.7
- Religious organization repression 9.8

Association, assembly, civil society **9.5**

- Civil society entry and exit 8.6
- Freedom of assembly 10.0
- Freedom to form/run political parties 9.7
- Civil society repression 9.8

Expression and information **8.8**

- Press killed 10.0
- Press jailed 10.0
- Academic and cultural expression 7.5
- Harassment of journalists 9.2
- Government censorship effort 9.6
- Internet censorship effort 9.9
- Media self-censorship 6.2
- Media freedom 6.9
- Freedom of expression 10.0

Relationships **10.0**

- Same-sex relationships 10.0
- Divorce 10.0
- Inheritance rights 10.0
- Female genital mutilation 10.0

ECONOMIC FREEDOM Ranking 23/165 Score 7.90

Size of government **6.1**

- Government consumption 2.2
- Transfers and subsidies 7.7
- Government investment 10.0
- Top marginal tax rate 3.5
- State ownership of assets 7.2

Legal system and property rights **8.4**

- Judicial independence 7.9
- Impartial courts 8.4
- Protection of property rights 8.2
- Military interference 10.0
- Integrity of the legal system 8.5
- Legal enforcement of contracts 6.8
- Regulatory costs 8.8
- Reliability of police 9.0

Sound money **9.6**

- Money growth 9.6
- Standard deviation of inflation 9.2
- Inflation: Most recent year 9.4
- Freedom to own foreign currency 10.0

Freedom to trade internationally **7.7**

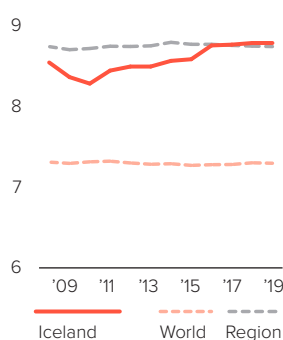
- Tariffs 7.8
- Regulatory trade barriers 7.1
- Black-market exchange rates 10.0
- Movement of capital and people 6.0

Regulation **7.7**

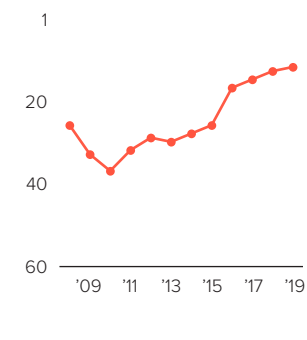
- Credit market regulations 7.1
- Labor market regulations 7.6
- Business regulations 8.3

HUMAN FREEDOM

Score over time



Ranking over time



ICELAND

WESTERN EUROPE

	2008	2009	2010	2011	2012	2013	2014	2015	2016	2017	2018	2019
Human freedom	8.53	8.35	8.27	8.43	8.48	8.48	8.55	8.57	8.74	8.75	8.77	8.77
Ranking	26	33	37	32	28	30	28	26	17	15	13	12
Economic freedom	7.09	6.71	6.56	6.97	7.07	7.10	7.33	7.38	7.83	7.82	7.84	7.90
Personal freedom	9.55	9.52	9.49	9.48	9.48	9.46	9.43	9.43	9.39	9.41	9.44	9.40
Rule of law	8.1	7.9	7.9	7.8	7.8	7.8	7.9	7.8	7.6	7.7	7.9	8.0
Procedural justice	-	-	-	-	-	-	-	-	-	-	-	-
Civil justice	-	-	-	-	-	-	-	-	-	-	-	-
Criminal justice	-	-	-	-	-	-	-	-	-	-	-	-
Security and safety	9.9	9.9	9.9	9.8	9.9	9.9	9.9	9.8	9.9	9.8	9.8	9.8
Homicide	9.9	9.9	9.8	9.7	9.9	9.9	9.8	9.7	9.9	9.7	9.7	9.7
Disappearances, conflicts, terrorism	9.9	9.9	9.9	9.9	9.9	9.9	9.9	9.9	9.9	9.9	9.9	9.9
Movement	9.9	9.9	9.9	9.9	9.9	9.9	9.9	9.9	9.9	9.9	9.9	9.9
Freedom of movement (V-Dem)	9.8	9.8	9.8	9.8	9.8	9.8	9.8	9.8	9.8	9.8	9.8	9.8
Freedom of movement (CLD)	10.0	10.0	10.0	10.0	10.0	10.0	10.0	10.0	10.0	10.0	10.0	10.0
Religion	9.8	9.8	9.8	9.8	9.8	9.8	9.6	9.6	9.6	9.8	9.8	9.8
Freedom of religion	9.9	9.9	9.8	9.8	9.8	9.8	9.4	9.4	9.4	9.7	9.7	9.7
Religious organization repression	9.8	9.8	9.8	9.8	9.8	9.8	9.8	9.8	9.8	9.8	9.8	9.8
Association, assembly, civil society	9.8	9.8	9.6	9.6	9.6	9.6	9.6	9.6	9.6	9.6	9.6	9.5
Civil society entry and exit	9.5	9.5	9.0	9.0	9.0	9.0	9.0	9.0	9.0	9.0	9.0	8.6
Freedom of assembly	10.0	10.0	10.0	10.0	10.0	10.0	10.0	10.0	10.0	10.0	10.0	10.0
Freedom to form/run political parties	9.7	9.7	9.7	9.7	9.7	9.7	9.7	9.7	9.7	9.7	9.7	9.7
Civil society repression	9.8	9.8	9.8	9.8	9.8	9.8	9.8	9.8	9.8	9.8	9.8	9.8
Expression and information	9.4	9.4	9.4	9.4	9.3	9.2	9.2	9.3	9.2	9.1	9.1	8.8
Press killed	10.0	10.0	10.0	10.0	10.0	10.0	10.0	10.0	10.0	10.0	10.0	10.0
Press jailed	10.0	10.0	10.0	10.0	10.0	10.0	10.0	10.0	10.0	10.0	10.0	10.0
Academic and cultural expression	10.0	10.0	10.0	10.0	10.0	10.0	10.0	10.0	10.0	7.5	7.5	7.5
Harassment of journalists	8.8	8.8	8.8	8.8	8.8	8.3	8.3	9.2	8.3	9.2	9.2	9.2
Government censorship effort	9.2	9.2	9.2	9.2	8.8	8.8	8.8	8.8	8.8	9.6	9.6	9.6
Internet censorship effort	9.9	9.9	9.9	9.9	9.9	9.9	9.9	9.9	9.9	9.9	9.9	9.9
Media self-censorship	8.3	8.3	8.3	8.3	8.3	6.9	6.9	6.9	6.9	6.9	7.2	6.2
Media freedom	8.1	8.1	8.1	8.1	8.1	8.6	8.6	8.6	8.6	8.6	8.6	6.9
Freedom of expression	10.0	10.0	10.0	10.0	10.0	10.0	10.0	10.0	10.0	10.0	10.0	10.0
Relationships	10.0	10.0	10.0	10.0	10.0	10.0	10.0	10.0	10.0	10.0	10.0	10.0
Same-sex relationships	10.0	10.0	10.0	10.0	10.0	10.0	10.0	10.0	10.0	10.0	10.0	10.0
Divorce	10.0	10.0	10.0	10.0	10.0	10.0	10.0	10.0	10.0	10.0	10.0	10.0
Inheritance rights	10.0	10.0	10.0	10.0	10.0	10.0	10.0	10.0	10.0	10.0	10.0	10.0
Female genital mutilation	10.0	10.0	10.0	10.0	10.0	10.0	10.0	10.0	10.0	10.0	10.0	10.0

Note: The data source V-Dem = Varieties of Democracy; the data source CLD = Civil Liberty Dataset.

Ranking
119

INDIA

SOUTH ASIA

Score
6.39

PERSONAL FREEDOM Ranking 119/165 Score 6.20

Rule of law **4.3**

- Procedural justice 4.5
- Civil justice 4.5
- Criminal justice 4.0

Security and safety **8.2**

- Homicide 9.1
- Disappearances, conflicts, terrorism 7.3

Movement **7.8**

- Freedom of movement (V-Dem) 8.2
- Freedom of movement (CLD) 7.5

Religion **5.7**

- Freedom of religion 5.5
- Religious organization repression 6.0

Association, assembly, civil society **5.2**

- Civil society entry and exit 2.6
- Freedom of assembly 5.3
- Freedom to form/run political parties 8.8
- Civil society repression 3.9

Expression and information **5.9**

- Press killed 9.6
- Press jailed 9.8
- Academic and cultural expression 5.0
- Harassment of journalists 4.9
- Government censorship effort 4.1
- Internet censorship effort 4.8
- Media self-censorship 3.2
- Media freedom 6.1
- Freedom of expression 5.5

Relationships **6.2**

- Same-sex relationships 5.0
- Divorce 5.0
- Inheritance rights 5.0
- Female genital mutilation 10.0

ECONOMIC FREEDOM Ranking 108/165 Score 6.66

Size of government **7.6**

- Government consumption 6.9
- Transfers and subsidies 8.4
- Government investment 7.3
- Top marginal tax rate 7.0
- State ownership of assets 8.1

Legal system and property rights **5.5**

- Judicial independence 6.2
- Impartial courts 5.9
- Protection of property rights 5.7
- Military interference 6.7
- Integrity of the legal system 6.3
- Legal enforcement of contracts 4.4
- Regulatory costs 6.3
- Reliability of police 5.3

Sound money **7.7**

- Money growth 7.8
- Standard deviation of inflation 9.5
- Inflation: Most recent year 8.5
- Freedom to own foreign currency 5.0

Freedom to trade internationally **5.9**

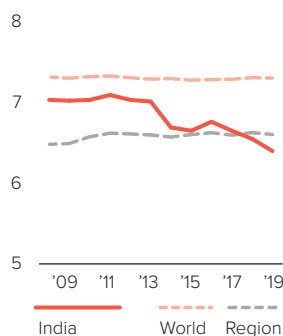
- Tariffs 6.1
- Regulatory trade barriers 6.6
- Black-market exchange rates 10.0
- Movement of capital and people 0.8

Regulation **6.7**

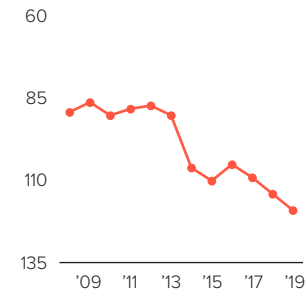
- Credit market regulations 6.5
- Labor market regulations 6.4
- Business regulations 7.1

HUMAN FREEDOM

Score over time



Ranking over time



INDIA

SOUTH ASIA

	2008	2009	2010	2011	2012	2013	2014	2015	2016	2017	2018	2019
Human freedom	7.02	7.01	7.02	7.08	7.02	7.00	6.68	6.64	6.75	6.64	6.54	6.39
Ranking	89	86	90	88	87	90	106	110	105	109	114	119
Economic freedom	6.36	6.34	6.36	6.50	6.49	6.41	6.23	6.53	6.59	6.68	6.64	6.66
Personal freedom	7.48	7.48	7.49	7.49	7.40	7.43	7.00	6.72	6.86	6.61	6.47	6.20
Rule of law	4.3	4.3	4.3	4.3	4.1	4.4	4.2	4.3	4.3	4.4	4.3	4.3
Procedural justice	4.1	4.1	4.1	4.1	4.0	4.3	4.2	4.5	4.5	4.8	4.5	4.5
Civil justice	4.5	4.5	4.5	4.5	3.9	4.2	4.3	4.2	4.2	4.5	4.5	4.5
Criminal justice	4.4	4.4	4.4	4.4	4.4	4.7	4.1	4.2	4.2	4.0	4.0	4.0
Security and safety	7.7	7.7	7.8	7.8	7.8	7.8	7.8	7.8	8.2	8.2	8.2	8.2
Homicide	8.9	8.9	8.9	8.9	8.9	9.0	8.9	9.0	9.1	9.1	9.1	9.1
Disappearances, conflicts, terrorism	6.5	6.6	6.6	6.7	6.7	6.7	6.7	6.6	7.3	7.3	7.4	7.3
Movement	8.1	8.1	8.1	8.1	8.1	8.3	8.3	8.2	8.2	8.1	8.2	7.8
Freedom of movement (V-Dem)	8.7	8.7	8.7	8.7	8.7	9.1	9.1	8.9	8.9	8.7	8.9	8.2
Freedom of movement (CLD)	7.5	7.5	7.5	7.5	7.5	7.5	7.5	7.5	7.5	7.5	7.5	7.5
Religion	8.3	8.3	8.3	8.3	8.2	8.1	6.8	6.3	6.9	6.1	6.0	5.7
Freedom of religion	7.9	7.9	7.9	7.9	7.9	7.8	6.3	5.9	7.1	5.8	5.8	5.5
Religious organization repression	8.7	8.7	8.7	8.7	8.4	8.4	7.3	6.7	6.7	6.4	6.2	6.0
Association, assembly, civil society	8.3	8.3	8.2	8.2	8.0	8.0	7.8	7.1	7.1	6.5	6.0	5.2
Civil society entry and exit	6.3	6.3	6.3	6.3	6.0	5.8	5.4	4.3	4.3	3.8	3.2	2.6
Freedom of assembly	9.2	9.2	9.2	9.2	9.2	9.2	9.2	8.8	8.8	8.2	7.3	5.3
Freedom to form/run political parties	9.2	9.2	9.1	9.1	9.2	9.1	9.1	9.1	9.1	9.1	9.0	8.8
Civil society repression	8.4	8.4	8.4	8.4	7.8	8.0	7.6	6.0	6.0	5.0	4.5	3.9
Expression and information	8.2	8.2	8.2	8.2	8.0	7.9	7.8	7.0	7.1	6.7	6.3	5.9
Press killed	9.8	9.8	9.8	9.7	9.6	9.6	9.6	9.6	9.5	9.5	9.5	9.6
Press jailed	10.0	10.0	10.0	9.9	9.9	9.9	9.9	9.8	9.8	9.8	9.8	9.8
Academic and cultural expression	7.5	7.5	7.5	7.5	7.5	7.5	7.5	7.5	7.5	7.5	5.0	5.0
Harassment of journalists	7.2	7.2	7.2	7.2	7.2	6.6	6.4	5.7	5.7	5.6	5.5	4.9
Government censorship effort	8.4	8.4	8.7	8.7	8.6	8.6	8.1	5.1	5.1	4.5	4.5	4.1
Internet censorship effort	8.1	8.1	8.1	8.1	7.3	7.3	7.5	7.1	7.1	6.7	6.7	4.8
Media self-censorship	5.6	5.6	5.6	5.6	5.6	5.2	5.2	4.8	4.4	3.2	3.2	3.2
Media freedom	8.6	8.6	8.6	8.6	8.1	8.4	7.4	6.6	6.3	6.1	6.1	6.1
Freedom of expression	8.8	8.2	8.8	8.2	8.8	7.8	8.8	7.2	8.2	7.2	6.0	5.5
Relationships	7.5	7.5	7.5	7.5	7.5	7.5	6.2	6.2	6.2	6.2	6.2	6.2
Same-sex relationships	10.0	10.0	10.0	10.0	10.0	10.0	5.0	5.0	5.0	5.0	5.0	5.0
Divorce	5.0	5.0	5.0	5.0	5.0	5.0	5.0	5.0	5.0	5.0	5.0	5.0
Inheritance rights	5.0	5.0	5.0	5.0	5.0	5.0	5.0	5.0	5.0	5.0	5.0	5.0
Female genital mutilation	10.0	10.0	10.0	10.0	10.0	10.0	10.0	10.0	10.0	10.0	10.0	10.0

Note: The data source V-Dem = Varieties of Democracy; the data source CLD = Civil Liberty Dataset.

Ranking
85

INDONESIA

SOUTH ASIA

Score
7.10

PERSONAL FREEDOM Ranking 98/165 Score 6.98

Rule of law **4.3**

- Procedural justice 4.4
- Civil justice 4.6
- Criminal justice 4.0

Security and safety **9.4**

- Homicide 9.9
- Disappearances, conflicts, terrorism 8.8

Movement **8.1**

- Freedom of movement (V-Dem) 8.6
- Freedom of movement (CLD) 7.5

Religion **6.5**

- Freedom of religion 5.7
- Religious organization repression 7.3

Association, assembly, civil society **7.4**

- Civil society entry and exit 7.5
- Freedom of assembly 6.2
- Freedom to form/run political parties 8.4
- Civil society repression 7.4

Expression and information **7.6**

- Press killed 10.0
- Press jailed 10.0
- Academic and cultural expression 7.5
- Harassment of journalists 7.5
- Government censorship effort 7.4
- Internet censorship effort 8.1
- Media self-censorship 4.5
- Media freedom 6.8
- Freedom of expression 6.8

Relationships **5.6**

- Same-sex relationships 5.0
- Divorce 7.5
- Inheritance rights 0.0
- Female genital mutilation 10.0

ECONOMIC FREEDOM Ranking 70/165 Score 7.26

Size of government **8.2**

- Government consumption 7.9
- Transfers and subsidies 9.6
- Government investment 10.0
- Top marginal tax rate 7.5
- State ownership of assets 5.9

Legal system and property rights **4.9**

- Judicial independence 5.9
- Impartial courts 5.1
- Protection of property rights 6.2
- Military interference 4.2
- Integrity of the legal system 5.0
- Legal enforcement of contracts 4.3
- Regulatory costs 6.7
- Reliability of police 5.6

Sound money **9.6**

- Money growth 9.6
- Standard deviation of inflation 9.5
- Inflation: Most recent year 9.4
- Freedom to own foreign currency 10.0

Freedom to trade internationally **7.0**

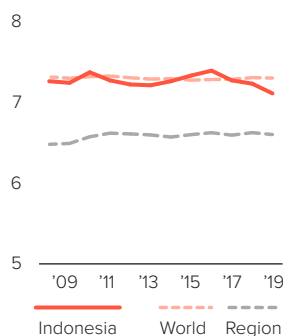
- Tariffs 7.9
- Regulatory trade barriers 5.0
- Black-market exchange rates 10.0
- Movement of capital and people 5.2

Regulation **6.6**

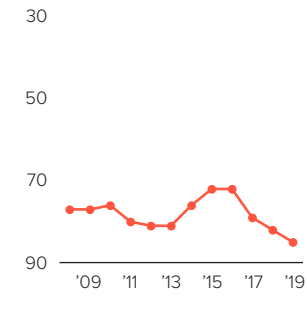
- Credit market regulations 8.1
- Labor market regulations 4.7
- Business regulations 6.9

HUMAN FREEDOM

Score over time



Ranking over time



INDONESIA

SOUTH ASIA

	2008	2009	2010	2011	2012	2013	2014	2015	2016	2017	2018	2019
Human freedom	7.25	7.23	7.36	7.26	7.21	7.20	7.25	7.32	7.38	7.26	7.22	7.10
Ranking	77	77	76	80	81	81	76	72	72	79	82	85
Economic freedom	6.64	6.69	6.98	6.96	6.93	6.96	7.07	7.14	7.29	7.31	7.34	7.26
Personal freedom	7.68	7.62	7.63	7.47	7.40	7.37	7.37	7.44	7.45	7.23	7.14	6.98
Rule of law	4.6	4.6	4.6	4.6	4.2	4.0	4.1	4.1	4.1	4.2	4.3	4.3
Procedural justice	4.5	4.5	4.5	4.5	4.4	4.1	4.2	4.2	4.2	4.5	4.4	4.4
Civil justice	5.0	5.0	5.0	5.0	4.6	4.3	4.3	4.5	4.5	4.4	4.6	4.6
Criminal justice	4.5	4.5	4.5	4.5	3.7	3.5	3.8	3.5	3.5	3.7	4.0	4.0
Security and safety	9.3	9.3	9.3	9.2	9.3	9.3	8.9	9.4	9.3	9.4	9.3	9.4
Homicide	9.8	9.8	9.9	9.8	9.8	9.8	9.8	9.8	9.9	9.9	9.9	9.9
Disappearances, conflicts, terrorism	8.7	8.7	8.7	8.7	8.7	8.7	8.0	8.9	8.8	8.8	8.8	8.8
Movement	8.1	8.1	8.2	8.2	8.1	8.1	8.2	8.2	8.2	8.1	8.1	8.1
Freedom of movement (V-Dem)	8.7	8.8	8.8	8.8	8.7	8.8	8.8	8.8	8.8	8.6	8.6	8.6
Freedom of movement (CLD)	7.5	7.5	7.5	7.5	7.5	7.5	7.5	7.5	7.5	7.5	7.5	7.5
Religion	7.6	7.3	7.2	7.3	7.3	7.6	7.7	7.8	7.8	7.8	7.4	6.5
Freedom of religion	6.5	6.5	6.4	6.5	6.5	6.5	6.7	7.0	7.0	7.0	7.0	5.7
Religious organization repression	8.8	8.1	8.1	8.1	8.1	8.8	8.8	8.6	8.6	8.6	7.8	7.3
Association, assembly, civil society	8.3	8.3	8.3	8.2	8.2	8.0	8.0	8.0	8.0	7.7	7.5	7.4
Civil society entry and exit	8.2	8.2	8.2	8.2	8.2	8.2	8.2	8.2	8.2	7.4	7.1	7.5
Freedom of assembly	6.8	6.8	6.8	6.5	6.5	6.5	6.5	6.5	6.5	6.5	6.5	6.2
Freedom to form/run political parties	8.6	8.6	8.7	8.7	8.7	8.7	8.7	8.4	8.4	8.4	8.4	8.4
Civil society repression	9.4	9.4	9.4	9.4	9.4	8.6	8.6	8.6	8.6	8.6	8.0	7.4
Expression and information	7.9	7.9	7.9	7.8	7.8	7.7	7.8	7.9	8.0	7.8	7.7	7.6
Press killed	9.9	9.8	9.4	9.5	9.4	9.4	9.5	9.9	9.9	10.0	10.0	10.0
Press jailed	10.0	10.0	9.9	9.9	9.9	9.9	9.9	10.0	10.0	10.0	10.0	10.0
Academic and cultural expression	7.5	7.5	7.5	7.5	7.5	7.5	7.5	7.5	7.5	7.5	7.5	7.5
Harassment of journalists	7.0	7.0	7.1	7.1	7.1	7.1	7.2	7.9	7.9	7.5	7.5	7.5
Government censorship effort	7.9	7.9	7.9	7.9	7.9	7.9	7.9	8.3	8.3	8.3	7.4	7.4
Internet censorship effort	8.6	8.6	8.6	8.6	8.6	8.4	8.4	8.4	8.1	8.1	8.1	8.1
Media self-censorship	5.4	5.4	5.5	5.5	5.5	5.2	5.2	5.3	5.3	5.1	4.9	4.5
Media freedom	7.3	7.3	7.3	7.3	7.3	7.3	7.3	7.3	7.3	7.3	6.8	6.8
Freedom of expression	7.8	7.2	7.8	7.2	7.2	6.8	7.2	6.8	7.2	6.8	7.2	6.8
Relationships	7.9	7.9	7.9	6.9	6.9	6.9	6.9	6.9	6.9	5.6	5.6	5.6
Same-sex relationships	10.0	10.0	10.0	5.0	5.0	5.0	5.0	5.0	5.0	5.0	5.0	5.0
Divorce	7.5	7.5	7.5	7.5	7.5	7.5	7.5	7.5	7.5	7.5	7.5	7.5
Inheritance rights	5.0	5.0	5.0	5.0	5.0	5.0	5.0	5.0	5.0	0.0	0.0	0.0
Female genital mutilation	9.0	9.0	9.0	10.0	10.0	10.0	10.0	10.0	10.0	10.0	10.0	10.0

Note: The data source V-Dem = Varieties of Democracy; the data source CLD = Civil Liberty Dataset.

Ranking
160

IRAN, ISLAMIC REP.

MIDDLE EAST & NORTH AFRICA

Score
4.53

PERSONAL FREEDOM

Ranking
160/165
Score
4.14



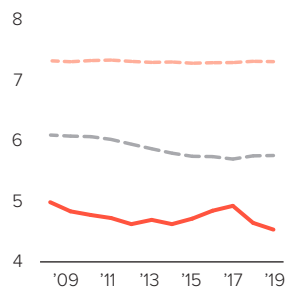
ECONOMIC FREEDOM

Ranking
160/165
Score
5.06

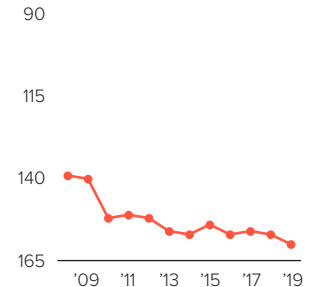


HUMAN FREEDOM

Score over time



Ranking over time



IRAN, ISLAMIC REP.

MIDDLE EAST & NORTH AFRICA

	2008	2009	2010	2011	2012	2013	2014	2015	2016	2017	2018	2019
Human freedom	4.98	4.83	4.77	4.72	4.62	4.69	4.62	4.71	4.84	4.92	4.64	4.53
Ranking	139	140	152	151	152	156	157	154	157	156	157	160
Economic freedom	5.69	5.60	5.55	5.40	5.24	5.38	5.10	5.34	5.58	5.79	5.24	5.06
Personal freedom	4.47	4.28	4.22	4.23	4.17	4.20	4.27	4.27	4.31	4.31	4.21	4.14
Rule of law	4.3	4.3	4.3	4.3	3.8	3.9	4.3	4.4	4.4	4.2	3.9	3.9
Procedural justice	2.2	2.2	2.2	2.2	1.9	2.1	3.1	3.4	3.4	2.9	2.5	2.5
Civil justice	6.2	6.2	6.2	6.2	5.6	5.6	5.5	5.2	5.2	5.5	5.5	5.5
Criminal justice	4.5	4.5	4.5	4.5	3.8	3.9	4.3	4.5	4.5	4.2	3.7	3.7
Security and safety	7.4	6.8	6.5	7.0	7.2	7.3	7.4	7.4	7.4	7.6	7.6	7.7
Homicide	9.1	9.1	9.1	9.2	9.2	9.2	9.3	9.3	9.3	9.3	9.3	9.3
Disappearances, conflicts, terrorism	5.7	4.4	3.8	4.8	5.1	5.4	5.5	5.5	5.5	6.0	5.9	6.0
Movement	5.8	5.8	5.8	5.8	5.8	5.9	5.8	5.8	5.8	5.8	5.7	5.7
Freedom of movement (V-Dem)	6.7	6.7	6.7	6.7	6.7	6.8	6.5	6.5	6.5	6.6	6.4	6.4
Freedom of movement (CLD)	5.0	5.0	5.0	5.0	5.0	5.0	5.0	5.0	5.0	5.0	5.0	5.0
Religion	4.0	4.0	4.2	4.3	4.3	4.3	4.3	4.3	4.3	4.0	4.0	3.9
Freedom of religion	3.8	3.8	3.9	3.9	3.9	3.9	3.9	3.9	3.9	3.9	3.9	3.9
Religious organization repression	4.2	4.2	4.4	4.7	4.7	4.7	4.7	4.7	4.7	4.0	4.1	3.9
Association, assembly, civil society	2.7	2.4	2.2	2.3	2.3	2.7	2.7	2.7	2.7	2.5	2.4	2.3
Civil society entry and exit	1.7	1.4	1.4	1.4	1.4	2.5	2.5	2.5	2.6	2.1	1.8	1.8
Freedom of assembly	2.2	2.2	2.2	1.8	1.8	1.8	1.8	1.8	1.8	1.8	1.8	1.5
Freedom to form/run political parties	4.2	3.6	3.4	3.4	3.4	3.6	3.6	3.6	3.5	3.6	3.6	3.6
Civil society repression	2.8	2.5	1.9	2.5	2.5	3.0	3.0	3.0	3.0	2.3	2.4	2.1
Expression and information	3.3	2.9	2.8	2.7	2.7	2.8	2.9	2.8	3.1	3.6	3.4	3.1
Press killed	10.0	9.6	9.6	9.6	9.2	9.2	9.6	9.6	9.6	10.0	10.0	10.0
Press jailed	2.4	0.0	0.0	0.0	0.0	0.0	0.0	0.0	0.0	0.0	0.0	0.0
Academic and cultural expression	0.0	0.0	0.0	0.0	0.0	0.0	0.0	0.0	0.0	2.5	2.5	0.0
Harassment of journalists	2.0	1.6	1.5	1.5	1.5	2.8	2.8	2.9	2.8	3.0	3.0	2.8
Government censorship effort	1.1	1.1	0.7	0.7	0.7	0.7	0.7	0.7	1.6	2.6	1.4	1.4
Internet censorship effort	3.2	3.2	2.9	2.9	2.9	2.9	2.9	2.9	2.9	3.2	3.4	3.4
Media self-censorship	3.0	2.8	3.0	3.0	3.0	3.0	3.0	3.0	3.0	3.8	3.2	3.4
Media freedom	4.7	4.6	4.5	4.5	4.5	4.5	4.5	4.5	5.0	5.3	5.0	4.8
Freedom of expression	3.2	2.8	3.2	2.2	2.8	1.8	2.8	1.8	2.8	2.2	2.8	2.2
Relationships	3.8	3.8	3.8	3.1	3.1	2.5	2.5	2.5	2.5	2.5	2.5	2.5
Same-sex relationships	0.0	0.0	0.0	0.0	0.0	0.0	0.0	0.0	0.0	0.0	0.0	0.0
Divorce	0.0	0.0	0.0	0.0	0.0	0.0	0.0	0.0	0.0	0.0	0.0	0.0
Inheritance rights	5.0	5.0	5.0	2.5	2.5	0.0	0.0	0.0	0.0	0.0	0.0	0.0
Female genital mutilation	10.0	10.0	10.0	10.0	10.0	10.0	10.0	10.0	10.0	10.0	10.0	10.0

Note: The data source V-Dem = Varieties of Democracy; the data source CLD = Civil Liberty Dataset.

Ranking
157

IRAQ

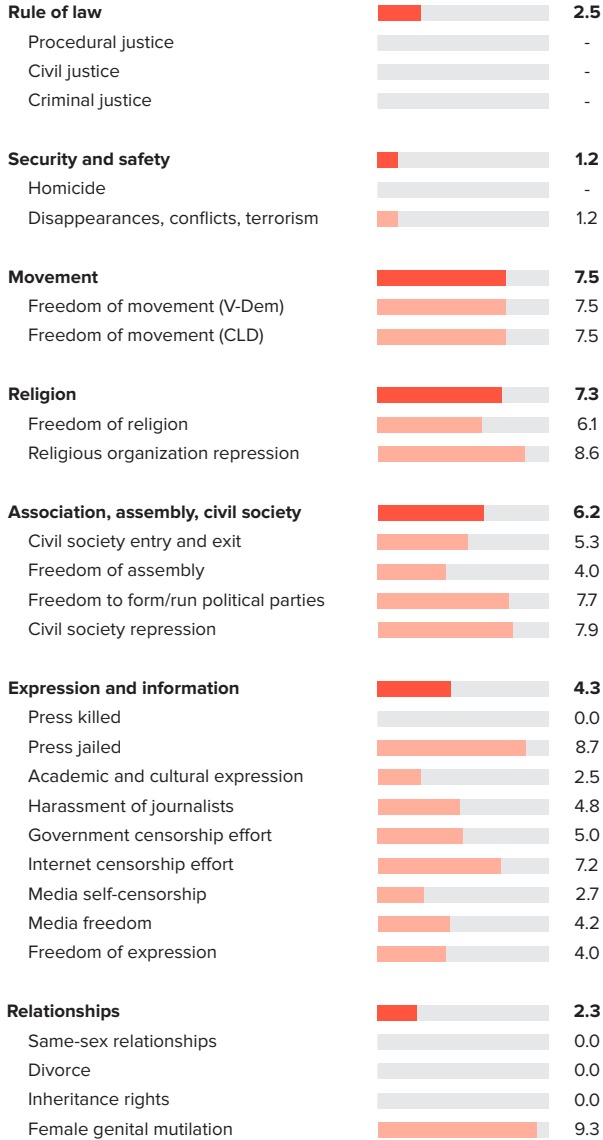
MIDDLE EAST & NORTH AFRICA

Score
5.02

PERSONAL FREEDOM

Ranking
159/165

Score
4.49



ECONOMIC FREEDOM

Ranking
148/165

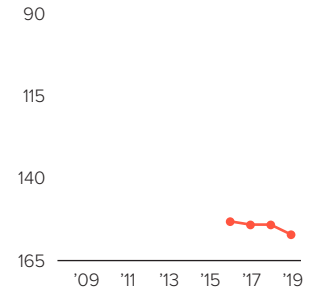
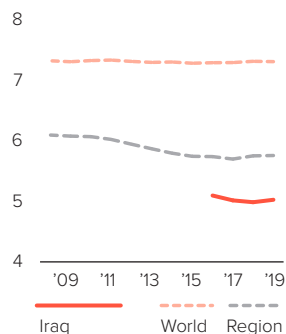
Score
5.74



HUMAN FREEDOM

Score over time

Ranking over time



IRAQ

MIDDLE EAST & NORTH AFRICA

	2008	2009	2010	2011	2012	2013	2014	2015	2016	2017	2018	2019
Human freedom	-	-	-	-	-	-	-	-	5.09	5.01	4.98	5.02
Ranking	-	-	-	-	-	-	-	-	153	154	154	157
Economic freedom	-	-	-	-	-	-	-	-	5.67	5.47	5.47	5.74
Personal freedom	-	-	-	-	-	-	-	-	4.68	4.68	4.62	4.49
Rule of law	-	-	-	-	-	-	-	-	2.6	2.6	2.4	2.5
Procedural justice	-	-	-	-	-	-	-	-	-	-	-	-
Civil justice	-	-	-	-	-	-	-	-	-	-	-	-
Criminal justice	-	-	-	-	-	-	-	-	-	-	-	-
Security and safety	-	-	-	-	-	-	-	-	3.9	3.9	1.1	1.2
Homicide	-	-	-	-	-	-	-	-	7.1	7.1	-	-
Disappearances, conflicts, terrorism	-	-	-	-	-	-	-	-	0.7	0.7	1.1	1.2
Movement	-	-	-	-	-	-	-	-	6.2	6.2	7.5	7.5
Freedom of movement (V-Dem)	-	-	-	-	-	-	-	-	7.4	7.4	7.5	7.5
Freedom of movement (CLD)	-	-	-	-	-	-	-	-	5.0	5.0	7.5	7.5
Religion	-	-	-	-	-	-	-	-	6.3	6.4	7.4	7.3
Freedom of religion	-	-	-	-	-	-	-	-	4.3	4.5	6.4	6.1
Religious organization repression	-	-	-	-	-	-	-	-	8.3	8.3	8.5	8.6
Association, assembly, civil society	-	-	-	-	-	-	-	-	6.7	6.8	6.7	6.2
Civil society entry and exit	-	-	-	-	-	-	-	-	6.3	6.0	6.2	5.3
Freedom of assembly	-	-	-	-	-	-	-	-	5.0	6.2	4.5	4.0
Freedom to form/run political parties	-	-	-	-	-	-	-	-	8.1	7.8	8.2	7.7
Civil society repression	-	-	-	-	-	-	-	-	7.5	7.0	7.9	7.9
Expression and information	-	-	-	-	-	-	-	-	4.7	4.6	4.8	4.3
Press killed	-	-	-	-	-	-	-	-	0.0	0.0	0.0	0.0
Press jailed	-	-	-	-	-	-	-	-	9.2	9.4	9.4	8.7
Academic and cultural expression	-	-	-	-	-	-	-	-	2.5	2.5	2.5	2.5
Harassment of journalists	-	-	-	-	-	-	-	-	4.4	4.4	5.3	4.8
Government censorship effort	-	-	-	-	-	-	-	-	4.9	5.2	5.0	5.0
Internet censorship effort	-	-	-	-	-	-	-	-	7.4	7.8	7.8	7.2
Media self-censorship	-	-	-	-	-	-	-	-	3.1	3.0	3.0	2.7
Media freedom	-	-	-	-	-	-	-	-	6.1	4.7	4.9	4.2
Freedom of expression	-	-	-	-	-	-	-	-	5.0	4.0	5.5	4.0
Relationships	-	-	-	-	-	-	-	-	2.3	2.3	2.3	2.3
Same-sex relationships	-	-	-	-	-	-	-	-	0.0	0.0	0.0	0.0
Divorce	-	-	-	-	-	-	-	-	0.0	0.0	0.0	0.0
Inheritance rights	-	-	-	-	-	-	-	-	0.0	0.0	0.0	0.0
Female genital mutilation	-	-	-	-	-	-	-	-	9.2	9.2	9.3	9.3

Note: The data source V-Dem = Varieties of Democracy; the data source CLD = Civil Liberty Dataset.

Ranking
5

IRELAND

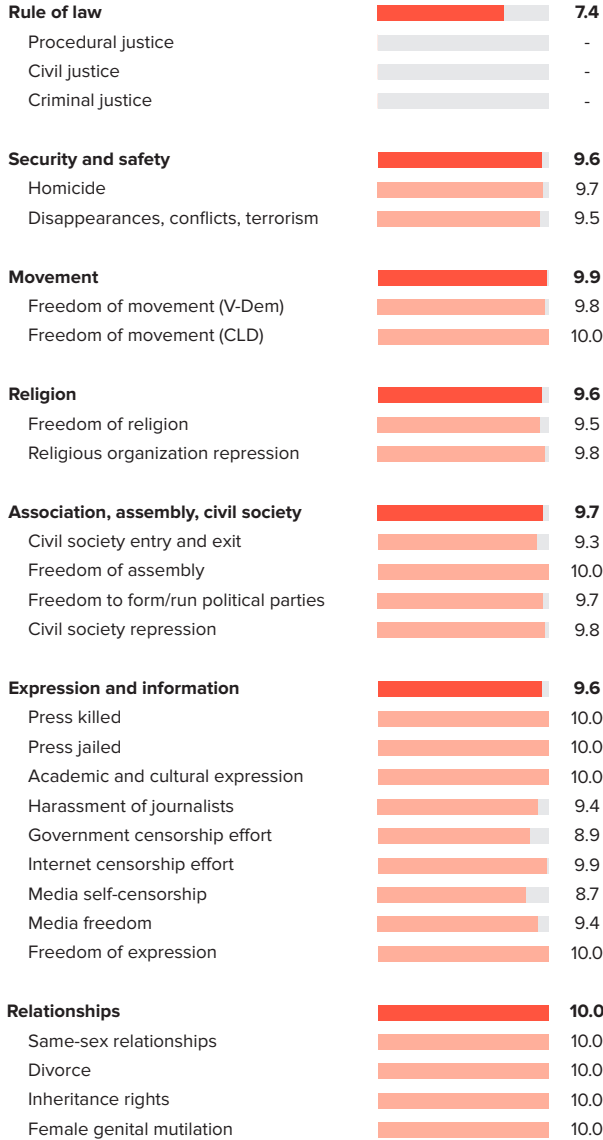
WESTERN EUROPE

Score
8.90

PERSONAL FREEDOM

Ranking
8/165

Score
9.40



ECONOMIC FREEDOM

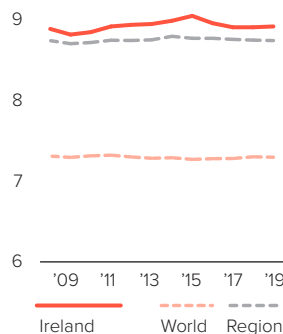
Ranking
7/165

Score
8.21

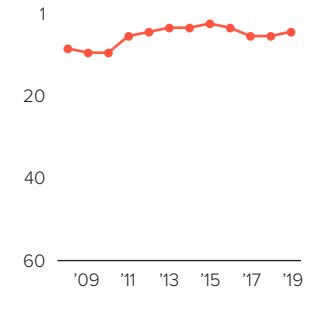


HUMAN FREEDOM

Score over time



Ranking over time



IRELAND

WESTERN EUROPE

	2008	2009	2010	2011	2012	2013	2014	2015	2016	2017	2018	2019
Human freedom	8.87	8.80	8.83	8.90	8.92	8.93	8.97	9.03	8.94	8.89	8.89	8.90
Ranking	9	10	10	6	5	4	4	3	4	6	6	5
Economic freedom	8.03	7.84	7.93	8.07	8.13	8.17	8.24	8.36	8.24	8.13	8.17	8.21
Personal freedom	9.47	9.48	9.47	9.49	9.49	9.47	9.50	9.51	9.44	9.44	9.41	9.40
Rule of law	7.9	7.9	8.0	7.9	7.9	7.9	8.0	8.0	7.6	7.4	7.5	7.4
Procedural justice	-	-	-	-	-	-	-	-	-	-	-	-
Civil justice	-	-	-	-	-	-	-	-	-	-	-	-
Criminal justice	-	-	-	-	-	-	-	-	-	-	-	-
Security and safety	9.6	9.6	9.4	9.6	9.6	9.4	9.6	9.6	9.5	9.6	9.5	9.6
Homicide	9.7	9.6	9.7	9.7	9.7	9.7	9.7	9.8	9.8	9.7	9.7	9.7
Disappearances, conflicts, terrorism	9.4	9.4	9.2	9.4	9.5	9.2	9.5	9.5	9.3	9.5	9.3	9.5
Movement	9.9	9.9	9.9	9.9	9.9	9.9	9.9	9.9	9.9	9.9	9.8	9.9
Freedom of movement (V-Dem)	9.7	9.7	9.7	9.7	9.8	9.8	9.8	9.8	9.8	9.8	9.7	9.8
Freedom of movement (CLD)	10.0	10.0	10.0	10.0	10.0	10.0	10.0	10.0	10.0	10.0	10.0	10.0
Religion	9.8	9.8	9.8	9.8	9.8	9.8	9.8	9.8	9.8	9.8	9.6	9.6
Freedom of religion	9.7	9.8	9.8	9.8	9.9	9.9	9.9	9.9	9.9	9.9	9.5	9.5
Religious organization repression	9.8	9.8	9.8	9.8	9.8	9.8	9.8	9.8	9.8	9.8	9.8	9.8
Association, assembly, civil society	9.6	9.6	9.6	9.6	9.6	9.6	9.6	9.6	9.6	9.7	9.7	9.7
Civil society entry and exit	8.7	8.7	8.7	8.7	8.7	8.7	8.7	8.7	8.7	9.0	9.3	9.3
Freedom of assembly	10.0	10.0	10.0	10.0	10.0	10.0	10.0	10.0	10.0	10.0	10.0	10.0
Freedom to form/run political parties	9.8	9.8	9.8	9.8	9.8	9.8	9.8	9.8	9.8	9.8	9.7	9.7
Civil society repression	9.8	9.8	9.8	9.8	9.8	9.8	9.8	9.8	9.8	9.8	9.8	9.8
Expression and information	9.7	9.7	9.7	9.7	9.7	9.7	9.7	9.7	9.7	9.7	9.7	9.6
Press killed	10.0	10.0	10.0	10.0	10.0	10.0	10.0	10.0	10.0	10.0	10.0	10.0
Press jailed	10.0	10.0	10.0	10.0	10.0	10.0	10.0	10.0	10.0	10.0	10.0	10.0
Academic and cultural expression	10.0	10.0	10.0	10.0	10.0	10.0	10.0	10.0	10.0	10.0	10.0	10.0
Harassment of journalists	9.2	9.2	9.2	9.2	9.4	9.4	9.4	9.4	9.4	9.4	9.4	9.4
Government censorship effort	9.6	9.6	9.6	9.6	9.6	9.6	9.6	9.6	9.6	9.6	9.6	8.9
Internet censorship effort	9.9	9.9	9.9	9.9	9.9	9.9	9.9	9.9	9.9	9.9	9.9	9.9
Media self-censorship	8.6	8.6	8.6	8.6	8.6	8.7	8.7	8.7	8.7	8.7	8.7	8.7
Media freedom	9.7	9.7	9.7	9.7	9.4	9.4	9.4	9.4	9.4	9.4	9.4	9.4
Freedom of expression	10.0	10.0	10.0	10.0	10.0	10.0	10.0	10.0	10.0	10.0	10.0	10.0
Relationships	10.0	10.0	10.0	10.0	10.0	10.0	10.0	10.0	10.0	10.0	10.0	10.0
Same-sex relationships	10.0	10.0	10.0	10.0	10.0	10.0	10.0	10.0	10.0	10.0	10.0	10.0
Divorce	10.0	10.0	10.0	10.0	10.0	10.0	10.0	10.0	10.0	10.0	10.0	10.0
Inheritance rights	10.0	10.0	10.0	10.0	10.0	10.0	10.0	10.0	10.0	10.0	10.0	10.0
Female genital mutilation	10.0	10.0	10.0	10.0	10.0	10.0	10.0	10.0	10.0	10.0	10.0	10.0

Note: The data source V-Dem = Varieties of Democracy; the data source CLD = Civil Liberty Dataset.

Ranking
62

ISRAEL

MIDDLE EAST & NORTH AFRICA

Score
7.66

PERSONAL FREEDOM

Ranking
77/165

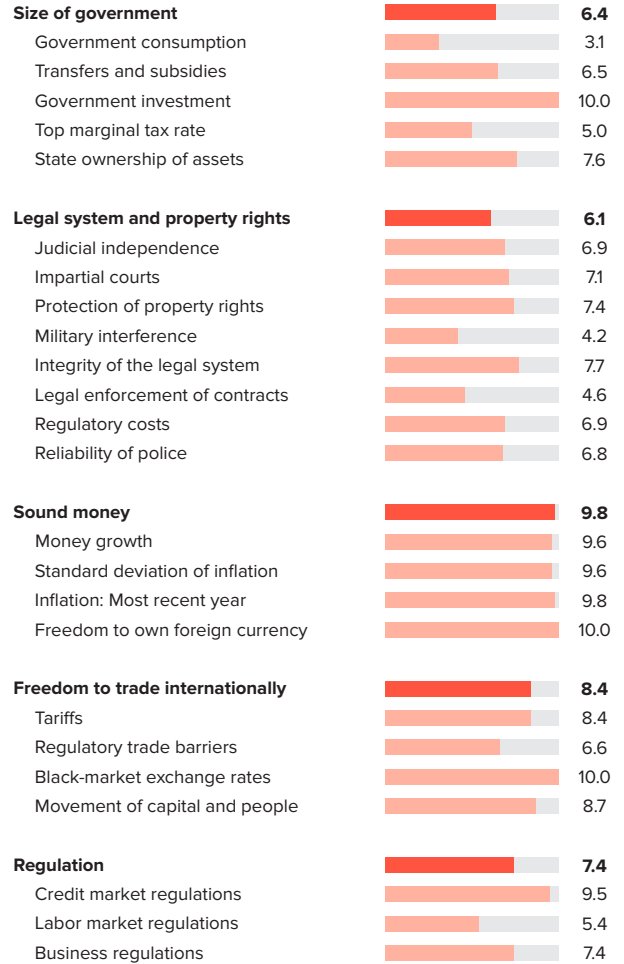
Score
7.69



ECONOMIC FREEDOM

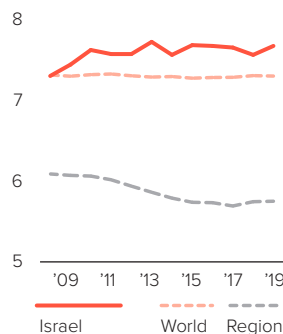
Ranking
43/165

Score
7.63

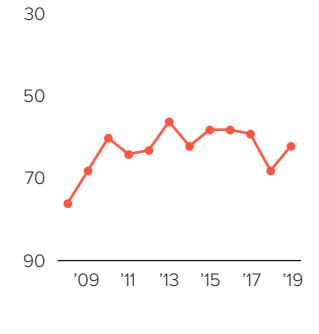


HUMAN FREEDOM

Score over time



Ranking over time



ISRAEL

MIDDLE EAST & NORTH AFRICA

	2008	2009	2010	2011	2012	2013	2014	2015	2016	2017	2018	2019
Human freedom	7.29	7.43	7.61	7.56	7.56	7.71	7.55	7.67	7.66	7.64	7.55	7.66
Ranking	76	68	60	64	63	56	62	58	58	59	68	62
Economic freedom	7.23	7.16	7.40	7.41	7.44	7.50	7.58	7.60	7.58	7.59	7.53	7.63
Personal freedom	7.33	7.63	7.77	7.66	7.65	7.86	7.53	7.73	7.71	7.68	7.56	7.69
Rule of law	6.5	6.5	6.6	6.8	6.6	6.7	6.9	7.0	6.9	6.8	6.7	6.8
Procedural justice	-	-	-	-	-	-	-	-	-	-	-	-
Civil justice	-	-	-	-	-	-	-	-	-	-	-	-
Criminal justice	-	-	-	-	-	-	-	-	-	-	-	-
Security and safety	7.0	8.1	8.8	7.9	7.9	9.1	6.9	8.2	8.3	9.1	8.3	8.3
Homicide	9.4	9.5	9.4	9.4	9.5	9.6	9.6	9.6	9.6	9.6	9.6	9.6
Disappearances, conflicts, terrorism	4.5	6.7	8.1	6.4	6.4	8.7	4.2	6.8	7.0	8.6	7.0	7.0
Movement	7.0	8.2	8.2	8.2	8.2	8.2	8.2	8.2	8.2	8.2	8.1	8.1
Freedom of movement (V-Dem)	8.9	8.9	8.9	8.9	8.9	9.0	9.0	9.0	8.8	8.8	8.7	8.7
Freedom of movement (CLD)	5.0	7.5	7.5	7.5	7.5	7.5	7.5	7.5	7.5	7.5	7.5	7.5
Religion	9.1	9.1	9.1	9.1	9.1	9.0	9.0	9.0	9.0	9.0	9.1	9.2
Freedom of religion	9.5	9.5	9.5	9.5	9.5	9.3	9.3	9.3	9.3	9.3	9.5	9.8
Religious organization repression	8.6	8.6	8.6	8.6	8.6	8.6	8.6	8.6	8.6	8.6	8.6	8.6
Association, assembly, civil society	8.2	7.9	8.1	8.1	8.1	8.1	7.8	7.8	7.8	7.6	7.6	7.6
Civil society entry and exit	6.9	6.9	6.4	6.4	6.4	6.4	6.4	6.4	6.4	6.2	6.2	6.2
Freedom of assembly	8.8	7.5	8.8	8.8	8.8	8.8	7.5	7.5	7.5	7.5	7.5	7.5
Freedom to form/run political parties	9.3	9.3	9.3	9.3	9.3	9.3	9.3	9.3	9.3	9.2	9.0	9.4
Civil society repression	7.9	7.9	7.9	7.9	7.9	7.9	7.9	7.9	7.9	7.6	7.5	7.5
Expression and information	5.6	5.6	5.6	5.6	5.6	5.8	5.8	5.8	5.8	5.7	5.7	6.2
Press killed	0.0	0.0	0.0	0.0	0.0	2.3	0.0	0.0	0.0	0.0	0.0	3.3
Press jailed	0.0	0.0	0.0	0.0	0.0	0.0	0.0	0.0	0.0	0.0	0.0	0.0
Academic and cultural expression	5.0	5.0	5.0	5.0	5.0	5.0	7.5	7.5	7.5	7.5	7.5	7.5
Harassment of journalists	8.9	8.9	8.9	8.9	8.9	8.3	8.3	8.0	8.0	7.9	7.9	9.0
Government censorship effort	5.9	5.9	5.9	5.9	5.9	5.8	5.8	5.8	5.8	5.8	5.8	5.8
Internet censorship effort	9.5	9.5	9.5	9.5	9.5	9.5	9.5	9.5	9.5	9.5	9.5	9.5
Media self-censorship	6.6	6.6	6.6	6.6	6.6	6.6	6.6	6.6	6.6	6.6	6.6	7.1
Media freedom	6.9	6.9	6.9	6.9	6.9	6.9	6.9	6.9	6.9	6.4	6.4	6.4
Freedom of expression	7.5	7.5	7.5	7.5	7.5	7.5	7.5	7.5	7.5	7.5	7.5	7.5
Relationships	8.0	8.0	8.0	8.0	8.0	8.1	8.1	8.1	8.1	7.5	7.5	7.5
Same-sex relationships	10.0	10.0	10.0	10.0	10.0	10.0	10.0	10.0	10.0	10.0	10.0	10.0
Divorce	2.5	2.5	2.5	2.5	2.5	2.5	2.5	2.5	2.5	2.5	2.5	2.5
Inheritance rights	10.0	10.0	10.0	10.0	10.0	10.0	10.0	10.0	10.0	7.5	7.5	7.5
Female genital mutilation	9.5	9.5	9.5	9.5	9.5	10.0	10.0	10.0	10.0	10.0	10.0	10.0

Note: The data source V-Dem = Varieties of Democracy; the data source CLD = Civil Liberty Dataset.

Ranking
26

ITALY

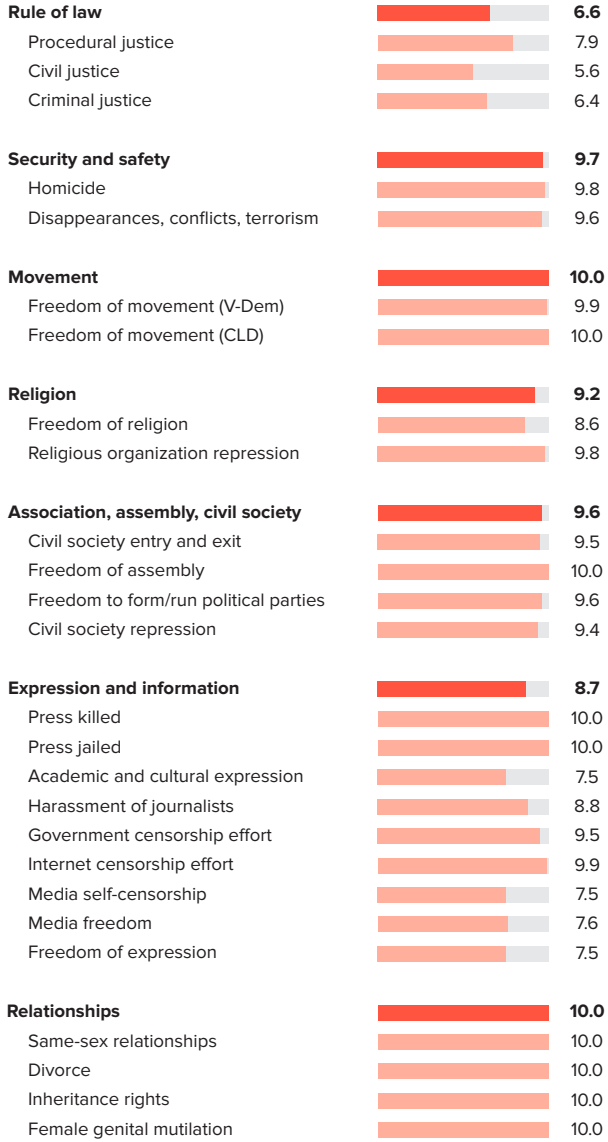
WESTERN EUROPE

Score
8.49

PERSONAL FREEDOM

Ranking
23/165

Score
9.12



ECONOMIC FREEDOM

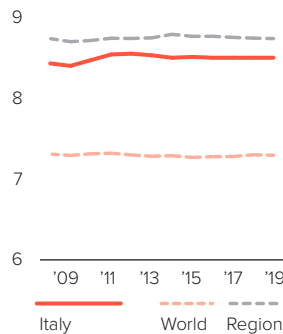
Ranking
47/165

Score
7.61

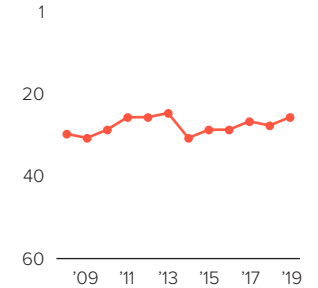


HUMAN FREEDOM

Score over time



Ranking over time



ITALY

WESTERN EUROPE

	2008	2009	2010	2011	2012	2013	2014	2015	2016	2017	2018	2019
Human freedom	8.42	8.39	8.46	8.53	8.54	8.52	8.49	8.50	8.49	8.49	8.49	8.49
Ranking	30	31	29	26	26	25	31	29	29	27	28	26
Economic freedom	7.46	7.40	7.56	7.60	7.60	7.58	7.67	7.70	7.64	7.61	7.61	7.61
Personal freedom	9.10	9.10	9.10	9.20	9.20	9.18	9.08	9.08	9.09	9.12	9.12	9.12
Rule of law	6.7	6.7	6.7	6.7	6.7	6.6	6.6	6.5	6.5	6.6	6.6	6.6
Procedural justice	7.8	7.8	7.8	7.8	8.0	7.9	7.6	7.5	7.5	7.8	7.9	7.9
Civil justice	5.6	5.6	5.6	5.6	5.8	5.8	5.7	5.6	5.6	5.6	5.6	5.6
Criminal justice	6.7	6.7	6.7	6.7	6.3	6.2	6.4	6.4	6.4	6.4	6.4	6.4
Security and safety	9.7	9.7	9.7	9.7	9.7	9.6	9.6	9.6	9.7	9.7	9.7	9.7
Homicide	9.7	9.7	9.7	9.7	9.7	9.8	9.8	9.8	9.8	9.8	9.8	9.8
Disappearances, conflicts, terrorism	9.7	9.7	9.6	9.6	9.6	9.5	9.5	9.5	9.5	9.6	9.6	9.6
Movement	10.0	10.0	10.0	10.0	10.0	10.0	10.0	10.0	10.0	10.0	9.9	10.0
Freedom of movement (V-Dem)	9.9	9.9	9.9	9.9	9.9	9.9	9.9	9.9	9.9	9.9	9.8	9.9
Freedom of movement (CLD)	10.0	10.0	10.0	10.0	10.0	10.0	10.0	10.0	10.0	10.0	10.0	10.0
Religion	9.1	9.1	9.1	9.7	9.7	9.7	9.1	9.1	9.1	9.2	9.2	9.2
Freedom of religion	8.6	8.6	8.6	9.8	9.8	9.8	8.6	8.6	8.6	8.6	8.6	8.6
Religious organization repression	9.6	9.6	9.6	9.6	9.6	9.6	9.6	9.6	9.6	9.7	9.7	9.8
Association, assembly, civil society	9.8	9.8	9.8	9.8	9.8	9.6	9.6	9.6	9.8	9.7	9.6	9.6
Civil society entry and exit	9.5	9.5	9.5	9.5	9.5	9.5	9.5	9.5	9.5	9.5	9.5	9.5
Freedom of assembly	10.0	10.0	10.0	10.0	10.0	10.0	10.0	10.0	10.0	10.0	10.0	10.0
Freedom to form/run political parties	9.8	9.8	9.7	9.7	9.7	9.7	9.7	9.7	9.7	9.6	9.6	9.6
Civil society repression	9.9	9.9	9.9	9.9	9.9	9.3	9.3	9.3	9.9	9.9	9.4	9.4
Expression and information	8.6	8.6	8.6	8.6	8.7	8.7	8.7	8.7	8.7	8.7	8.8	8.7
Press killed	10.0	10.0	10.0	10.0	10.0	10.0	10.0	10.0	10.0	10.0	10.0	10.0
Press jailed	10.0	10.0	10.0	10.0	9.6	9.2	9.2	9.2	9.2	9.6	10.0	10.0
Academic and cultural expression	7.5	7.5	7.5	7.5	7.5	7.5	7.5	7.5	7.5	7.5	7.5	7.5
Harassment of journalists	9.6	9.6	9.6	9.6	9.6	9.2	9.4	9.4	9.1	9.2	9.2	8.8
Government censorship effort	8.0	8.0	8.0	8.2	9.1	9.1	9.1	9.1	9.1	9.5	9.5	9.5
Internet censorship effort	9.9	9.9	9.9	9.9	9.9	9.9	9.9	9.9	9.9	9.9	9.9	9.9
Media self-censorship	7.5	7.5	7.5	7.5	7.5	8.1	8.1	8.1	8.1	7.3	8.2	7.5
Media freedom	7.6	7.6	7.6	7.6	7.6	7.6	7.6	7.6	7.6	7.6	7.6	7.6
Freedom of expression	7.5	7.5	7.5	7.5	7.5	7.5	7.5	7.5	7.5	7.5	7.5	7.5
Relationships	9.9	9.9	9.9	9.9	9.9	10.0	10.0	10.0	10.0	10.0	10.0	10.0
Same-sex relationships	10.0	10.0	10.0	10.0	10.0	10.0	10.0	10.0	10.0	10.0	10.0	10.0
Divorce	10.0	10.0	10.0	10.0	10.0	10.0	10.0	10.0	10.0	10.0	10.0	10.0
Inheritance rights	10.0	10.0	10.0	10.0	10.0	10.0	10.0	10.0	10.0	10.0	10.0	10.0
Female genital mutilation	9.5	9.5	9.5	9.5	9.5	10.0	10.0	10.0	10.0	10.0	10.0	10.0

Note: The data source V-Dem = Varieties of Democracy; the data source CLD = Civil Liberty Dataset.

Ranking
52

JAMAICA

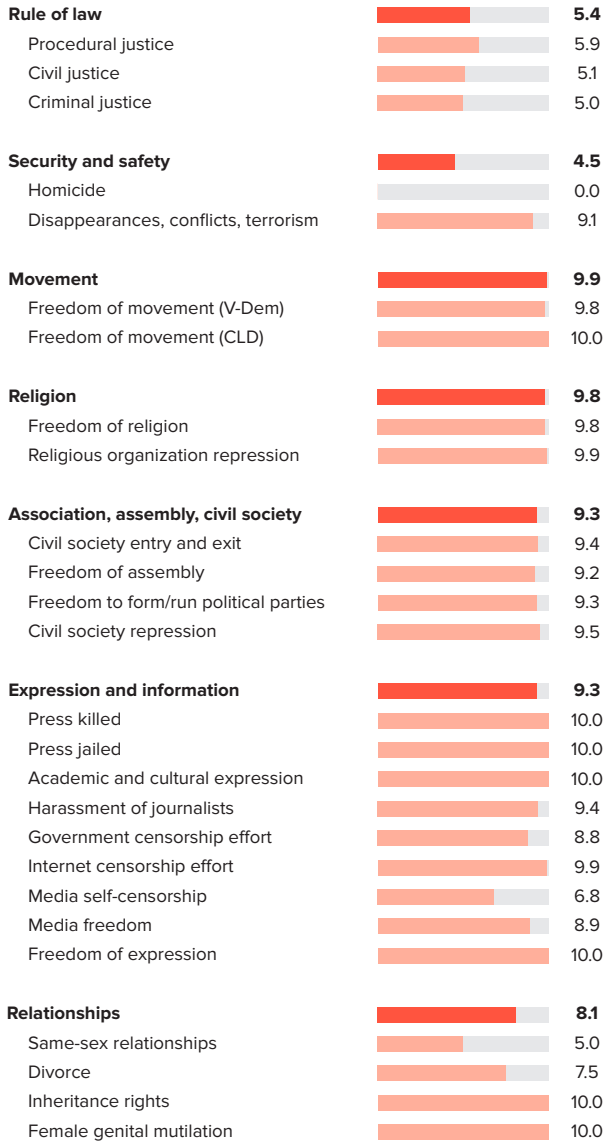
LATIN AMERICA & THE CARIBBEAN

Score
7.91

PERSONAL FREEDOM

Ranking
57/165

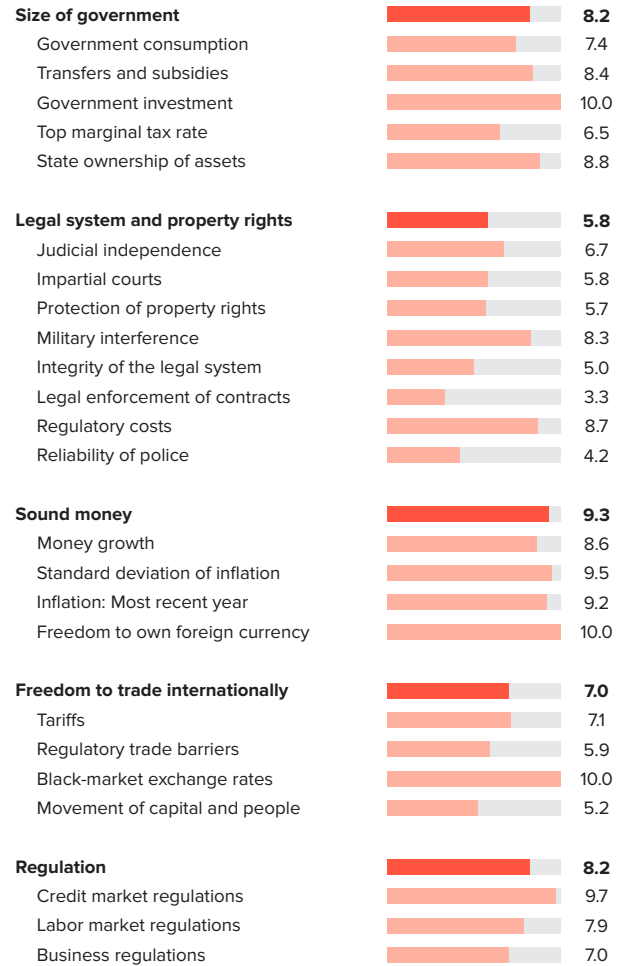
Score
8.06



ECONOMIC FREEDOM

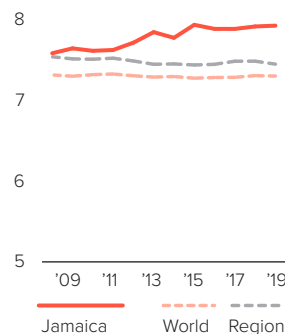
Ranking
39/165

Score
7.71

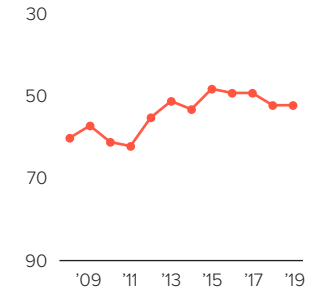


HUMAN FREEDOM

Score over time



Ranking over time



JAMAICA

LATIN AMERICA & THE CARIBBEAN

	2008	2009	2010	2011	2012	2013	2014	2015	2016	2017	2018	2019
Human freedom	7.57	7.63	7.60	7.61	7.70	7.83	7.76	7.92	7.87	7.87	7.90	7.91
Ranking	60	57	61	62	55	51	53	48	49	49	52	52
Economic freedom	7.17	7.26	7.23	7.26	7.46	7.62	7.53	7.71	7.60	7.60	7.67	7.71
Personal freedom	7.87	7.89	7.87	7.87	7.87	7.99	7.92	8.07	8.07	8.07	8.07	8.06
Rule of law	4.6	4.6	4.6	4.6	4.6	5.0	5.2	5.4	5.4	5.4	5.4	5.4
Procedural justice	4.4	4.4	4.4	4.4	4.8	5.4	5.6	5.8	5.8	6.0	5.9	5.9
Civil justice	5.1	5.1	5.1	5.1	4.7	5.2	5.4	5.4	5.4	5.1	5.1	5.1
Criminal justice	4.2	4.2	4.2	4.2	4.2	4.6	4.5	5.0	5.0	5.0	5.0	5.0
Security and safety	4.4	4.5	4.4	4.4	4.4	4.3	4.3	4.5	4.5	4.5	4.5	4.5
Homicide	0.0	0.0	0.0	0.0	0.0	0.0	0.0	0.0	0.0	0.0	0.0	0.0
Disappearances, conflicts, terrorism	8.7	9.1	8.8	8.8	8.8	8.7	8.6	9.0	9.0	9.1	9.1	9.1
Movement	9.9	9.9	9.9	9.9	9.9	9.9	9.9	9.9	9.9	9.9	9.9	9.9
Freedom of movement (V-Dem)	9.7	9.7	9.7	9.7	9.7	9.8	9.8	9.8	9.8	9.8	9.8	9.8
Freedom of movement (CLD)	10.0	10.0	10.0	10.0	10.0	10.0	10.0	10.0	10.0	10.0	10.0	10.0
Religion	9.8	9.8	9.8	9.8	9.8	9.8	9.2	9.8	9.8	9.8	9.8	9.8
Freedom of religion	9.6	9.6	9.6	9.6	9.6	9.8	8.6	9.8	9.8	9.8	9.8	9.8
Religious organization repression	9.9	9.9	9.9	9.9	9.9	9.9	9.9	9.9	9.9	9.9	9.9	9.9
Association, assembly, civil society	9.4	9.4	9.4	9.4	9.4	9.4	9.4	9.4	9.4	9.4	9.4	9.3
Civil society entry and exit	9.4	9.4	9.4	9.4	9.4	9.4	9.4	9.4	9.4	9.4	9.4	9.4
Freedom of assembly	9.2	9.2	9.2	9.2	9.2	9.2	9.2	9.2	9.2	9.2	9.2	9.2
Freedom to form/run political parties	9.6	9.6	9.6	9.6	9.6	9.6	9.6	9.6	9.6	9.6	9.6	9.3
Civil society repression	9.6	9.6	9.6	9.6	9.6	9.5	9.5	9.5	9.5	9.5	9.5	9.5
Expression and information	9.0	9.0	9.0	9.0	9.0	9.2	9.2	9.2	9.2	9.3	9.3	9.3
Press killed	10.0	10.0	10.0	10.0	10.0	10.0	10.0	10.0	10.0	10.0	10.0	10.0
Press jailed	10.0	10.0	10.0	10.0	10.0	10.0	10.0	10.0	10.0	10.0	10.0	10.0
Academic and cultural expression	10.0	10.0	10.0	10.0	10.0	10.0	10.0	10.0	10.0	10.0	10.0	10.0
Harassment of journalists	9.4	9.4	9.4	9.4	9.4	9.4	9.4	9.4	9.4	9.4	9.4	9.4
Government censorship effort	8.8	8.8	8.8	8.8	8.8	8.8	8.8	8.8	8.8	8.8	8.8	8.8
Internet censorship effort	9.9	9.9	9.9	9.9	9.9	9.9	9.9	9.9	9.9	9.9	9.9	9.9
Media self-censorship	6.2	6.2	6.2	6.2	6.2	6.2	6.2	6.2	6.2	6.7	6.8	6.8
Media freedom	7.5	7.5	7.5	7.5	7.5	8.9	8.9	8.9	8.9	8.9	8.9	8.9
Freedom of expression	8.8	8.8	8.8	8.8	8.8	10.0	10.0	10.0	10.0	10.0	10.0	10.0
Relationships	8.1	8.1	8.1	8.1	8.1	8.1	8.1	8.1	8.1	8.1	8.1	8.1
Same-sex relationships	5.0	5.0	5.0	5.0	5.0	5.0	5.0	5.0	5.0	5.0	5.0	5.0
Divorce	7.5	7.5	7.5	7.5	7.5	7.5	7.5	7.5	7.5	7.5	7.5	7.5
Inheritance rights	10.0	10.0	10.0	10.0	10.0	10.0	10.0	10.0	10.0	10.0	10.0	10.0
Female genital mutilation	10.0	10.0	10.0	10.0	10.0	10.0	10.0	10.0	10.0	10.0	10.0	10.0

Note: The data source V-Dem = Varieties of Democracy; the data source CLD = Civil Liberty Dataset.

Ranking
15

JAPAN

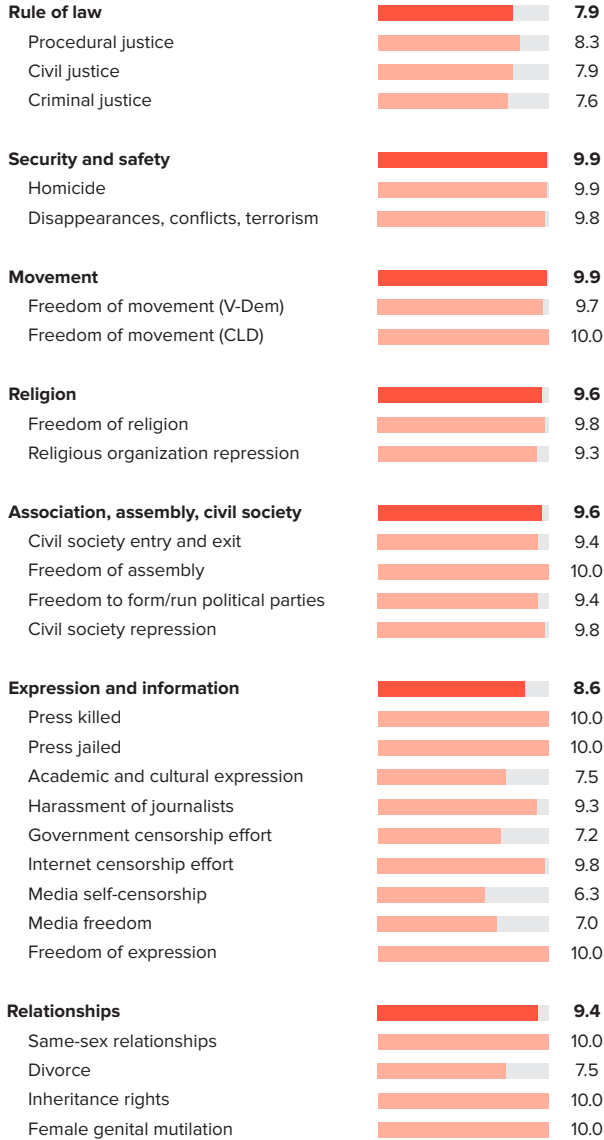
EAST ASIA

Score
8.73

PERSONAL FREEDOM

Ranking
17/165

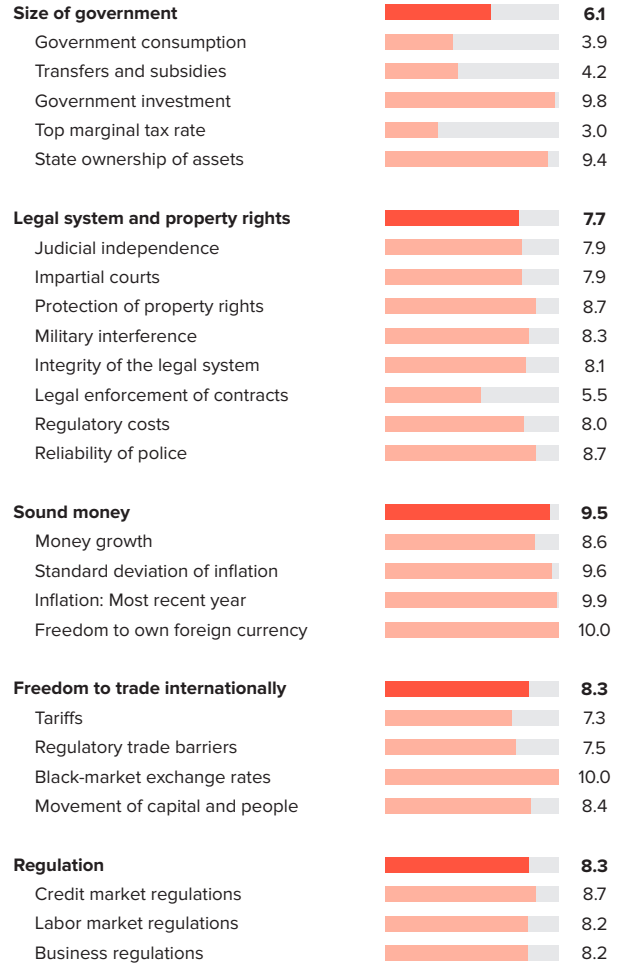
Score
9.26



ECONOMIC FREEDOM

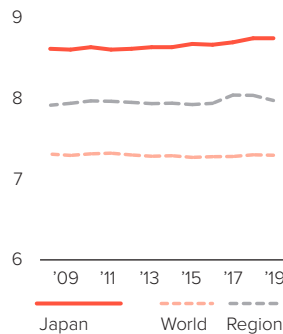
Ranking
18/165

Score
7.98

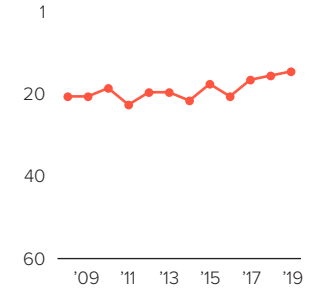


HUMAN FREEDOM

Score over time



Ranking over time



JAPAN

EAST ASIA

	2008	2009	2010	2011	2012	2013	2014	2015	2016	2017	2018	2019
Human freedom	8.60	8.59	8.62	8.59	8.60	8.62	8.62	8.66	8.65	8.68	8.73	8.73
Ranking	21	21	19	23	20	20	22	17	21	17	16	15
Economic freedom	7.88	7.77	7.84	7.77	7.83	7.85	7.83	7.91	7.91	7.92	7.98	7.98
Personal freedom	9.12	9.17	9.18	9.18	9.16	9.17	9.18	9.19	9.19	9.22	9.27	9.26
Rule of law	7.3	7.3	7.3	7.3	7.2	7.5	7.6	7.6	7.6	7.9	7.9	7.9
Procedural justice	7.3	7.3	7.3	7.3	7.5	7.7	7.7	7.7	7.7	8.3	8.3	8.3
Civil justice	7.7	7.7	7.7	7.7	7.3	7.4	8.2	7.9	7.9	7.9	7.9	7.9
Criminal justice	6.8	6.8	6.8	6.8	6.9	7.4	6.8	7.4	7.4	7.4	7.6	7.6
Security and safety	9.8	9.9	9.9	9.9	9.9	9.9	9.9	9.9	9.8	9.9	9.9	9.9
Homicide	9.8	9.9	9.9	9.9	9.9	9.9	9.9	9.9	9.9	9.9	9.9	9.9
Disappearances, conflicts, terrorism	9.8	9.8	9.8	9.8	9.8	9.8	9.8	9.8	9.8	9.8	9.8	9.8
Movement	9.9	9.9	9.9	9.9	9.9	9.9	9.9	9.9	9.9	9.9	9.9	9.9
Freedom of movement (V-Dem)	9.8	9.8	9.8	9.8	9.8	9.8	9.8	9.8	9.8	9.7	9.7	9.7
Freedom of movement (CLD)	10.0	10.0	10.0	10.0	10.0	10.0	10.0	10.0	10.0	10.0	10.0	10.0
Religion	9.6	9.6	9.6	9.6	9.6	9.6	9.6	9.6	9.6	9.6	9.6	9.6
Freedom of religion	9.8	9.8	9.8	9.8	9.8	9.8	9.8	9.8	9.8	9.8	9.8	9.8
Religious organization repression	9.3	9.3	9.3	9.3	9.3	9.3	9.3	9.3	9.3	9.3	9.3	9.3
Association, assembly, civil society	9.3	9.4	9.4	9.4	9.3	9.3	9.3	9.4	9.4	9.4	9.7	9.6
Civil society entry and exit	8.6	8.6	8.6	8.6	8.6	8.6	8.6	8.8	8.8	8.8	9.4	9.4
Freedom of assembly	10.0	10.0	10.0	10.0	10.0	10.0	10.0	10.0	10.0	10.0	10.0	10.0
Freedom to form/run political parties	9.6	9.7	9.7	9.7	9.6	9.6	9.6	9.6	9.6	9.6	9.6	9.4
Civil society repression	9.1	9.2	9.2	9.2	9.1	9.1	9.1	9.1	9.1	9.1	9.8	9.8
Expression and information	8.6	8.9	8.9	8.9	8.9	8.7	8.7	8.7	8.7	8.6	8.6	8.6
Press killed	10.0	10.0	10.0	10.0	10.0	10.0	10.0	10.0	10.0	10.0	10.0	10.0
Press jailed	10.0	10.0	10.0	10.0	10.0	10.0	10.0	10.0	10.0	10.0	10.0	10.0
Academic and cultural expression	7.5	7.5	7.5	7.5	7.5	7.5	7.5	7.5	7.5	7.5	7.5	7.5
Harassment of journalists	9.3	9.3	9.3	9.3	9.3	9.3	9.3	9.3	9.3	9.3	9.3	9.3
Government censorship effort	8.9	9.1	9.1	9.1	8.8	7.6	7.6	7.6	7.6	7.6	7.6	7.2
Internet censorship effort	9.8	9.8	9.8	9.8	9.8	9.8	9.8	9.8	9.8	9.8	9.8	9.8
Media self-censorship	7.0	7.0	7.0	7.0	7.0	6.8	6.8	6.8	6.8	6.3	6.3	6.3
Media freedom	7.2	7.4	7.4	7.4	7.4	7.0	7.0	7.0	7.0	7.0	7.0	7.0
Freedom of expression	7.5	10.0	10.0	10.0	10.0	10.0	10.0	10.0	10.0	10.0	10.0	10.0
Relationships	9.4	9.4	9.4	9.4	9.4	9.4	9.4	9.4	9.4	9.4	9.4	9.4
Same-sex relationships	10.0	10.0	10.0	10.0	10.0	10.0	10.0	10.0	10.0	10.0	10.0	10.0
Divorce	7.5	7.5	7.5	7.5	7.5	7.5	7.5	7.5	7.5	7.5	7.5	7.5
Inheritance rights	10.0	10.0	10.0	10.0	10.0	10.0	10.0	10.0	10.0	10.0	10.0	10.0
Female genital mutilation	10.0	10.0	10.0	10.0	10.0	10.0	10.0	10.0	10.0	10.0	10.0	10.0

Note: The data source V-Dem = Varieties of Democracy; the data source CLD = Civil Liberty Dataset.

Ranking
94

JORDAN

MIDDLE EAST & NORTH AFRICA

Score
6.91

PERSONAL FREEDOM

Ranking
115/165

Score
6.42



ECONOMIC FREEDOM

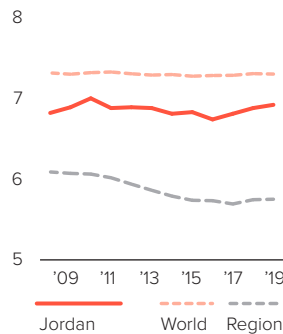
Ranking
50/165

Score
7.59

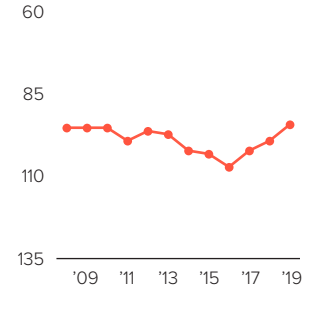


HUMAN FREEDOM

Score over time



Ranking over time



JORDAN

MIDDLE EAST & NORTH AFRICA

	2008	2009	2010	2011	2012	2013	2014	2015	2016	2017	2018	2019
Human freedom	6.81	6.88	6.99	6.87	6.88	6.87	6.80	6.82	6.73	6.80	6.87	6.91
Ranking	95	95	95	99	96	97	102	103	107	102	99	94
Economic freedom	7.16	7.27	7.50	7.53	7.51	7.55	7.43	7.50	7.48	7.47	7.52	7.59
Personal freedom	6.55	6.60	6.62	6.41	6.44	6.39	6.35	6.34	6.20	6.33	6.40	6.42
Rule of law	5.3	5.3	5.3	5.3	5.4	5.7	5.7	5.8	5.8	5.7	5.6	5.6
Procedural justice	4.2	4.2	4.2	4.2	4.3	5.5	5.0	5.2	5.2	5.0	5.0	5.0
Civil justice	6.4	6.4	6.4	6.4	6.2	6.2	6.3	6.2	6.2	6.4	6.2	6.2
Criminal justice	5.2	5.2	5.2	5.2	5.6	5.4	5.9	6.0	6.0	5.8	5.7	5.7
Security and safety	9.2	9.3	9.2	8.9	9.1	9.3	9.0	9.0	8.1	9.1	9.1	9.0
Homicide	9.5	9.6	9.5	9.5	9.4	9.5	9.4	9.5	9.6	9.6	9.6	9.6
Disappearances, conflicts, terrorism	9.0	9.0	9.0	8.4	8.8	9.1	8.7	8.5	6.7	8.6	8.6	8.4
Movement	7.7	7.7	7.7	7.8	7.7	7.7	7.7	7.7	7.5	7.6	7.6	7.8
Freedom of movement (V-Dem)	8.0	8.0	8.0	8.1	8.0	7.9	7.9	7.9	7.6	7.7	7.8	8.1
Freedom of movement (CLD)	7.5	7.5	7.5	7.5	7.5	7.5	7.5	7.5	7.5	7.5	7.5	7.5
Religion	6.2	6.3	6.4	6.4	6.3	5.9	5.8	5.8	5.8	5.8	5.8	6.0
Freedom of religion	6.9	6.9	7.0	7.0	6.9	5.9	5.9	5.9	5.9	5.9	5.6	5.6
Religious organization repression	5.5	5.7	5.7	5.7	5.7	6.0	5.8	5.8	5.8	5.8	5.9	6.3
Association, assembly, civil society	5.8	5.8	5.8	5.8	5.8	6.0	6.0	6.0	6.0	6.0	6.0	5.9
Civil society entry and exit	5.1	5.1	5.1	5.1	5.1	5.2	5.0	5.0	5.0	5.0	5.0	5.0
Freedom of assembly	3.8	4.2	4.2	4.2	4.2	4.2	4.2	4.2	4.2	4.2	4.2	4.2
Freedom to form/run political parties	8.2	8.2	8.2	8.2	8.2	8.1	8.1	8.1	8.1	8.2	8.2	8.1
Civil society repression	5.9	5.9	5.9	5.9	5.9	6.4	6.5	6.5	6.5	6.5	6.5	6.2
Expression and information	5.5	5.6	5.8	5.8	5.8	5.1	5.2	5.1	5.1	5.1	5.7	5.7
Press killed	10.0	10.0	10.0	10.0	10.0	10.0	10.0	10.0	10.0	10.0	10.0	10.0
Press jailed	10.0	10.0	10.0	10.0	10.0	4.3	4.3	4.3	4.3	4.3	10.0	10.0
Academic and cultural expression	2.5	2.5	2.5	2.5	2.5	2.5	2.5	2.5	2.5	2.5	2.5	2.5
Harassment of journalists	5.5	5.5	6.4	6.7	6.7	6.6	6.6	6.6	6.6	6.6	6.6	6.2
Government censorship effort	2.3	2.3	2.3	2.4	2.4	2.2	2.2	2.4	2.1	2.3	2.1	2.3
Internet censorship effort	7.4	7.7	7.7	7.7	7.3	7.4	7.4	7.4	7.4	7.4	7.2	7.2
Media self-censorship	4.1	4.2	4.2	4.5	4.5	4.3	4.3	4.3	4.2	4.2	4.2	4.2
Media freedom	3.5	3.7	3.7	4.0	4.0	4.0	4.0	4.0	4.0	4.0	4.0	4.0
Freedom of expression	4.5	4.5	5.0	4.5	5.0	4.5	5.0	4.5	5.0	4.5	5.0	4.5
Relationships	6.1	6.1	6.1	4.9	4.9	5.0	5.0	5.0	5.0	5.0	5.0	5.0
Same-sex relationships	10.0	10.0	10.0	10.0	10.0	10.0	10.0	10.0	10.0	10.0	10.0	10.0
Divorce	0.0	0.0	0.0	0.0	0.0	0.0	0.0	0.0	0.0	0.0	0.0	0.0
Inheritance rights	5.0	5.0	5.0	0.0	0.0	0.0	0.0	0.0	0.0	0.0	0.0	0.0
Female genital mutilation	9.5	9.5	9.5	9.5	9.5	10.0	10.0	10.0	10.0	10.0	10.0	10.0

Note: The data source V-Dem = Varieties of Democracy; the data source CLD = Civil Liberty Dataset.

Ranking
106

KAZAKHSTAN

CAUCASUS & CENTRAL ASIA

Score
6.77

PERSONAL FREEDOM Ranking 118/165 Score 6.24

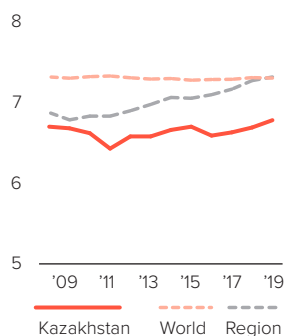


ECONOMIC FREEDOM Ranking 55/165 Score 7.52

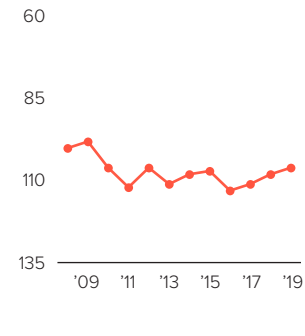


HUMAN FREEDOM

Score over time



Ranking over time



KAZAKHSTAN

CAUCASUS & CENTRAL ASIA

	2008	2009	2010	2011	2012	2013	2014	2015	2016	2017	2018	2019
Human freedom	6.69	6.67	6.61	6.42	6.57	6.57	6.65	6.69	6.58	6.62	6.68	6.77
Ranking	100	98	106	112	106	111	108	107	113	111	108	106
Economic freedom	6.83	6.85	6.77	6.74	6.98	7.07	7.14	7.26	7.13	7.28	7.36	7.52
Personal freedom	6.59	6.55	6.49	6.19	6.28	6.22	6.30	6.29	6.19	6.15	6.20	6.24
Rule of law	4.6	4.6	4.6	4.6	4.5	4.5	4.5	4.5	4.5	5.0	5.1	5.1
Procedural justice	4.2	4.2	4.2	4.2	4.8	4.2	4.1	3.9	3.9	4.6	4.4	4.4
Civil justice	4.9	4.9	4.9	4.9	4.7	5.1	5.5	5.6	5.6	5.9	6.2	6.2
Criminal justice	4.6	4.6	4.6	4.6	4.0	4.2	4.1	4.1	4.1	4.4	4.6	4.6
Security and safety	7.5	7.6	8.0	7.1	8.1	8.0	8.2	8.3	8.2	8.3	8.2	8.3
Homicide	6.7	6.8	7.5	7.5	7.8	8.1	8.5	8.6	8.6	8.5	8.5	8.5
Disappearances, conflicts, terrorism	8.3	8.4	8.4	6.7	8.3	8.0	8.0	8.0	7.8	8.0	8.0	8.1
Movement	8.2	8.2	8.2	8.2	8.2	8.2	8.2	8.2	8.0	8.0	7.8	7.8
Freedom of movement (V-Dem)	9.0	9.0	9.0	9.0	9.0	8.9	8.9	8.9	8.6	8.5	8.1	8.1
Freedom of movement (CLD)	7.5	7.5	7.5	7.5	7.5	7.5	7.5	7.5	7.5	7.5	7.5	7.5
Religion	6.3	6.3	5.8	4.7	4.6	4.4	4.4	4.3	4.4	4.2	4.8	4.8
Freedom of religion	6.7	6.7	6.7	4.7	4.7	4.4	4.4	4.3	4.5	4.5	4.9	5.0
Religious organization repression	5.8	5.8	4.8	4.8	4.6	4.3	4.3	4.3	4.3	3.9	4.6	4.6
Association, assembly, civil society	4.5	4.5	4.5	4.4	4.3	4.2	4.2	3.9	3.7	3.6	3.7	4.1
Civil society entry and exit	4.0	4.0	3.9	3.9	3.7	3.5	3.5	3.2	2.8	2.7	2.9	3.4
Freedom of assembly	3.8	3.8	3.8	3.8	3.8	3.5	3.5	2.7	2.7	2.7	2.7	3.5
Freedom to form/run political parties	5.5	5.5	5.3	5.0	4.8	4.8	4.8	4.7	4.7	4.4	4.5	4.7
Civil society repression	4.7	4.7	5.0	5.0	4.8	5.2	5.2	5.2	4.8	4.6	4.6	4.6
Expression and information	5.1	4.7	4.4	4.2	4.2	4.2	4.5	4.7	4.4	4.0	3.8	3.6
Press killed	10.0	8.2	8.2	8.2	8.2	8.2	10.0	10.0	10.0	10.0	10.0	10.0
Press jailed	10.0	8.5	7.0	5.5	5.5	5.5	7.0	8.5	5.9	3.2	3.2	1.8
Academic and cultural expression	0.0	0.0	0.0	0.0	0.0	0.0	0.0	0.0	0.0	0.0	0.0	0.0
Harassment of journalists	4.1	3.8	4.1	4.1	4.1	3.7	3.7	3.7	3.8	3.7	4.6	4.5
Government censorship effort	2.6	2.6	2.6	2.6	2.6	2.9	2.9	2.9	2.9	2.2	1.5	1.1
Internet censorship effort	6.0	6.0	5.7	5.4	5.4	5.7	5.7	5.7	5.7	5.1	4.4	4.4
Media self-censorship	4.0	4.0	3.8	3.8	3.8	4.1	4.1	4.1	4.1	4.1	3.8	4.3
Media freedom	4.4	4.4	4.2	4.0	4.0	3.5	3.5	3.5	3.5	3.6	2.9	2.9
Freedom of expression	4.5	4.5	4.5	4.5	4.5	4.0	4.0	4.0	4.0	4.0	4.0	3.5
Relationships	10.0	10.0	10.0	10.0	10.0	10.0	10.0	10.0	10.0	10.0	10.0	10.0
Same-sex relationships	10.0	10.0	10.0	10.0	10.0	10.0	10.0	10.0	10.0	10.0	10.0	10.0
Divorce	10.0	10.0	10.0	10.0	10.0	10.0	10.0	10.0	10.0	10.0	10.0	10.0
Inheritance rights	10.0	10.0	10.0	10.0	10.0	10.0	10.0	10.0	10.0	10.0	10.0	10.0
Female genital mutilation	10.0	10.0	10.0	10.0	10.0	10.0	10.0	10.0	10.0	10.0	10.0	10.0

Note: The data source V-Dem = Varieties of Democracy; the data source CLD = Civil Liberty Dataset.

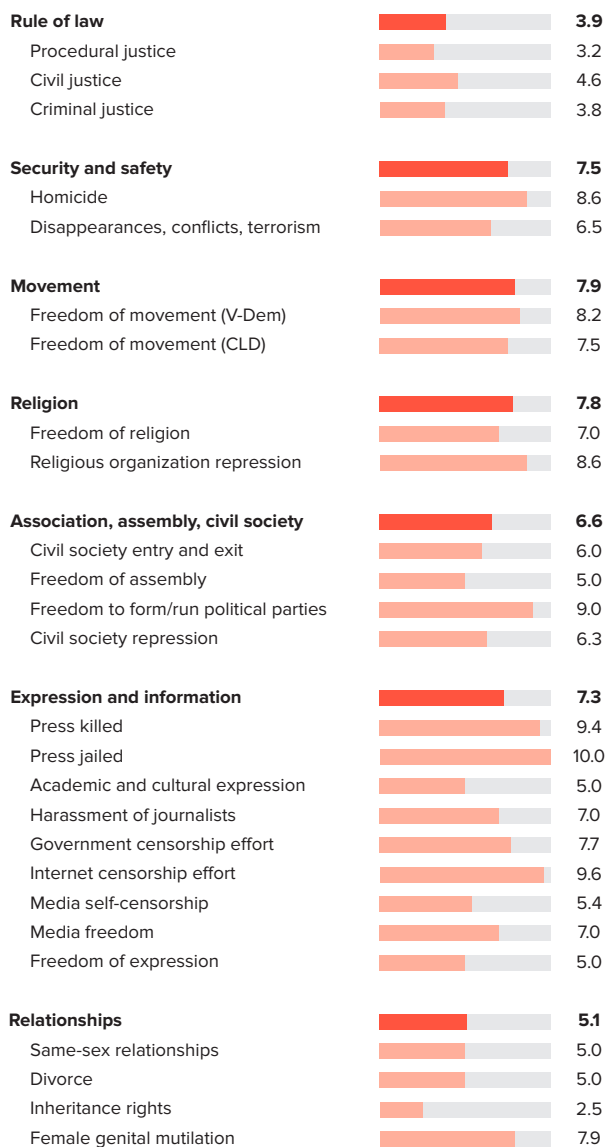
Ranking
109

KENYA

SUB-SAHARAN AFRICA

Score
6.73

PERSONAL FREEDOM Ranking 111/165 Score 6.59

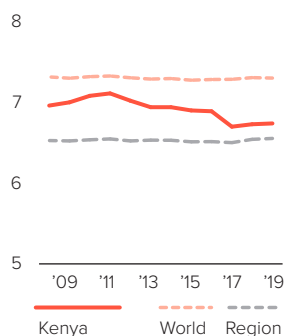


ECONOMIC FREEDOM Ranking 86/165 Score 6.94

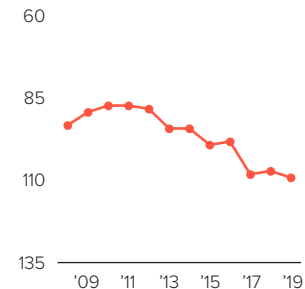


HUMAN FREEDOM

Score over time



Ranking over time



KENYA

SUB-SAHARAN AFRICA

	2008	2009	2010	2011	2012	2013	2014	2015	2016	2017	2018	2019
Human freedom	6.95	6.99	7.07	7.10	7.01	6.93	6.93	6.89	6.88	6.69	6.72	6.73
Ranking	93	89	87	87	88	94	94	99	98	108	107	109
Economic freedom	6.93	7.09	7.11	7.07	7.21	7.19	7.25	7.19	7.04	6.86	6.92	6.94
Personal freedom	6.96	6.92	7.03	7.11	6.87	6.73	6.70	6.67	6.76	6.56	6.58	6.59
Rule of law	4.3	4.3	4.3	4.3	3.6	3.6	3.6	4.0	4.0	3.8	3.9	3.9
Procedural justice	4.1	4.1	4.1	4.1	2.9	2.9	3.1	3.5	3.5	2.8	3.2	3.2
Civil justice	4.7	4.7	4.7	4.7	4.4	4.7	4.3	4.6	4.6	4.7	4.6	4.6
Criminal justice	4.0	4.0	4.0	4.0	3.3	3.2	3.5	3.8	3.8	3.8	3.8	3.8
Security and safety	7.5	7.6	7.7	7.7	6.7	6.6	6.6	6.5	7.6	7.2	7.5	7.5
Homicide	9.1	8.6	8.6	8.4	8.4	8.4	8.5	8.6	8.6	8.6	8.6	8.6
Disappearances, conflicts, terrorism	5.9	6.6	6.8	6.9	4.9	4.8	4.6	4.5	6.5	5.9	6.5	6.5
Movement	7.7	7.7	7.8	7.8	7.8	8.0	8.0	8.0	8.0	8.0	7.9	7.9
Freedom of movement (V-Dem)	8.0	8.0	8.2	8.2	8.2	8.6	8.6	8.6	8.6	8.4	8.2	8.2
Freedom of movement (CLD)	7.5	7.5	7.5	7.5	7.5	7.5	7.5	7.5	7.5	7.5	7.5	7.5
Religion	8.5	8.5	8.8	8.8	8.8	7.6	7.6	7.6	7.6	7.5	7.8	7.8
Freedom of religion	8.4	8.4	8.4	8.4	8.4	7.0	7.0	7.0	7.1	7.1	7.0	7.0
Religious organization repression	8.6	8.6	9.2	9.2	9.2	8.1	8.1	8.1	8.1	7.9	8.6	8.6
Association, assembly, civil society	7.8	7.6	7.8	7.9	7.9	8.0	7.7	7.3	7.0	6.8	6.6	6.6
Civil society entry and exit	6.8	6.8	7.0	7.0	7.0	7.0	6.7	6.7	5.6	5.9	6.0	6.0
Freedom of assembly	7.7	6.7	6.7	7.3	7.3	7.3	7.3	5.8	5.8	5.0	5.0	5.0
Freedom to form/run political parties	8.9	8.9	8.9	8.9	8.9	9.3	9.3	9.3	9.3	9.2	8.9	9.0
Civil society repression	8.0	8.0	8.6	8.6	8.6	8.4	7.4	7.4	7.4	6.8	6.3	6.3
Expression and information	7.7	7.5	7.6	7.7	7.7	7.7	7.8	7.7	7.6	7.6	7.3	7.3
Press killed	9.2	8.5	8.5	8.5	8.5	8.6	9.4	8.7	8.7	8.7	9.4	9.4
Press jailed	10.0	10.0	10.0	10.0	10.0	10.0	10.0	10.0	10.0	10.0	10.0	10.0
Academic and cultural expression	5.0	5.0	5.0	5.0	5.0	5.0	5.0	5.0	5.0	5.0	5.0	5.0
Harassment of journalists	8.4	8.4	8.8	8.8	8.8	8.2	8.1	8.1	8.3	7.0	7.0	7.0
Government censorship effort	6.7	6.7	7.0	7.0	7.0	7.6	7.6	7.6	7.4	7.9	7.7	7.7
Internet censorship effort	9.4	9.8	9.8	9.8	9.8	9.8	9.8	9.8	9.8	9.9	9.6	9.6
Media self-censorship	5.2	5.2	5.5	5.5	5.5	5.4	5.4	5.4	5.4	5.4	5.4	5.4
Media freedom	7.4	7.4	7.3	7.3	7.3	7.3	7.3	7.3	7.3	7.0	7.0	7.0
Freedom of expression	7.8	6.8	6.2	7.8	7.2	7.8	7.2	7.2	6.2	7.2	5.0	5.0
Relationships	5.2	5.2	5.2	5.6	5.6	5.6	5.6	5.6	5.6	5.1	5.1	5.1
Same-sex relationships	5.0	5.0	5.0	5.0	5.0	5.0	5.0	5.0	5.0	5.0	5.0	5.0
Divorce	5.0	5.0	5.0	5.0	5.0	5.0	5.0	5.0	5.0	5.0	5.0	5.0
Inheritance rights	5.0	5.0	5.0	5.0	5.0	5.0	5.0	5.0	5.0	2.5	2.5	2.5
Female genital mutilation	6.0	6.0	6.0	7.3	7.3	7.3	7.3	7.3	7.3	7.9	7.9	7.9

Note: The data source V-Dem = Varieties of Democracy; the data source CLD = Civil Liberty Dataset.

Ranking
31

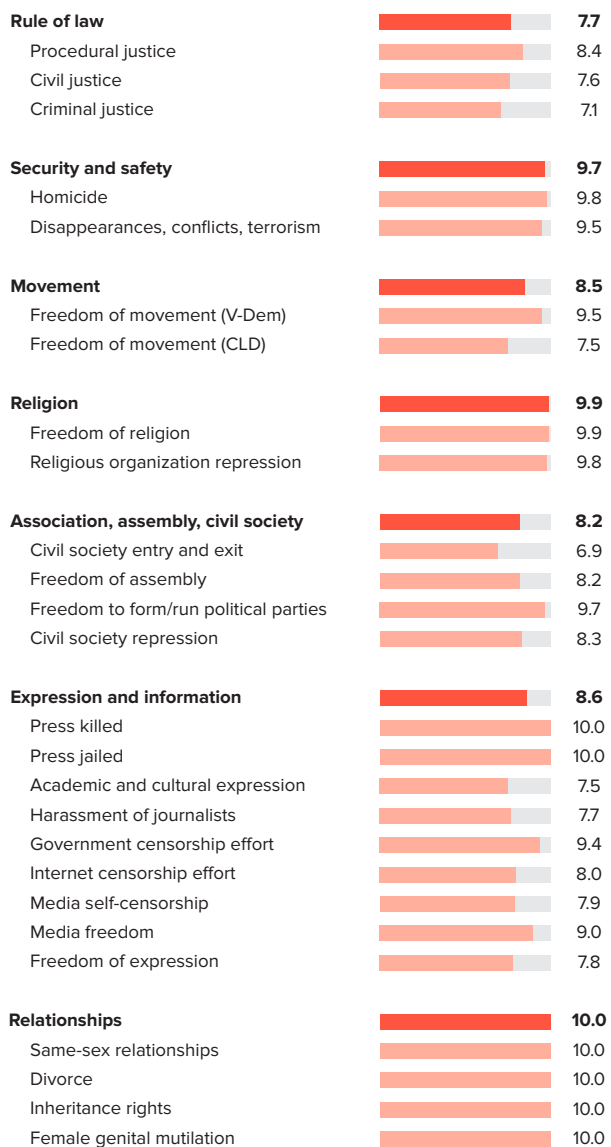
KOREA, REP.

EAST ASIA

Score
8.39

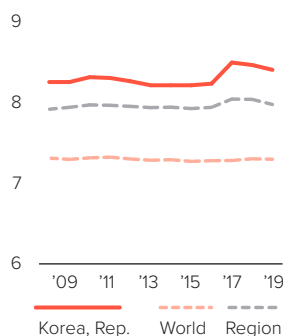
PERSONAL FREEDOM Ranking 29/165 Score 8.94

ECONOMIC FREEDOM Ranking 47/165 Score 7.61

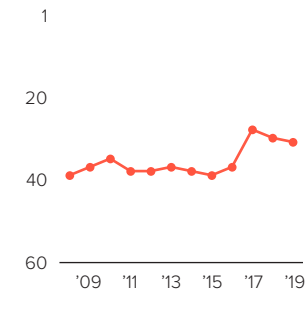


HUMAN FREEDOM

Score over time



Ranking over time



KOREA, REP.

EAST ASIA

	2008	2009	2010	2011	2012	2013	2014	2015	2016	2017	2018	2019
Human freedom	8.24	8.24	8.30	8.29	8.25	8.20	8.20	8.20	8.22	8.48	8.45	8.39
Ranking	39	37	35	38	38	37	38	39	37	28	30	31
Economic freedom	7.50	7.49	7.62	7.63	7.61	7.55	7.62	7.64	7.68	7.74	7.67	7.61
Personal freedom	8.78	8.78	8.78	8.77	8.70	8.67	8.62	8.60	8.60	9.01	9.01	8.94
Rule of law	7.5	7.5	7.5	7.5	7.6	7.7	7.6	7.4	7.4	7.7	7.7	7.7
Procedural justice	7.7	7.7	7.7	7.7	7.8	7.7	7.6	7.9	7.9	8.4	8.4	8.4
Civil justice	7.2	7.2	7.2	7.2	7.4	8.0	8.1	7.4	7.4	7.7	7.6	7.6
Criminal justice	7.6	7.6	7.6	7.6	7.6	7.6	7.1	7.0	7.0	7.0	7.1	7.1
Security and safety	9.6	9.6	9.6	9.6	9.6	9.6	9.6	9.6	9.6	9.7	9.7	9.7
Homicide	9.8	9.8	9.8	9.8	9.8	9.8	9.8	9.8	9.8	9.8	9.8	9.8
Disappearances, conflicts, terrorism	9.4	9.4	9.4	9.4	9.4	9.4	9.4	9.4	9.4	9.5	9.5	9.5
Movement	8.5	8.5	8.5	8.5	8.5	8.5	8.5	8.5	8.5	8.5	8.5	8.5
Freedom of movement (V-Dem)	9.5	9.5	9.5	9.5	9.5	9.5	9.5	9.5	9.5	9.5	9.5	9.5
Freedom of movement (CLD)	7.5	7.5	7.5	7.5	7.5	7.5	7.5	7.5	7.5	7.5	7.5	7.5
Religion	9.8	9.8	9.8	9.8	9.2	9.2	9.1	9.1	9.1	9.9	9.9	9.9
Freedom of religion	9.9	9.9	9.9	9.9	8.7	8.7	8.7	8.7	8.7	9.9	9.9	9.9
Religious organization repression	9.6	9.6	9.6	9.6	9.6	9.6	9.4	9.4	9.4	9.8	9.8	9.8
Association, assembly, civil society	8.2	8.2	8.2	8.2	8.2	8.2	8.1	8.1	8.1	8.7	8.8	8.2
Civil society entry and exit	7.4	7.4	7.4	7.4	7.4	7.4	7.4	7.4	7.4	7.7	8.5	6.9
Freedom of assembly	8.5	8.5	8.5	8.5	8.5	8.5	8.5	8.2	8.2	8.2	8.2	8.2
Freedom to form/run political parties	9.7	9.7	9.7	9.7	9.7	9.7	9.4	9.7	9.7	9.7	9.7	9.7
Civil society repression	7.0	7.0	7.0	7.0	7.0	7.0	7.0	7.0	7.0	9.3	8.9	8.3
Expression and information	7.9	7.9	7.9	7.9	7.9	7.5	7.5	7.5	7.5	8.6	8.5	8.6
Press killed	10.0	10.0	10.0	10.0	10.0	10.0	10.0	10.0	10.0	10.0	10.0	10.0
Press jailed	10.0	10.0	10.0	10.0	10.0	10.0	10.0	10.0	10.0	10.0	10.0	10.0
Academic and cultural expression	7.5	7.5	7.5	7.5	7.5	7.5	7.5	7.5	7.5	7.5	7.5	7.5
Harassment of journalists	7.8	7.8	7.8	7.8	7.8	7.0	6.5	6.5	6.5	8.7	7.7	7.7
Government censorship effort	7.2	7.2	7.3	7.3	7.3	6.3	6.3	6.5	6.5	9.4	9.4	9.4
Internet censorship effort	7.9	7.9	7.9	7.9	7.9	7.9	7.9	7.8	7.8	8.3	8.3	8.0
Media self-censorship	6.2	6.1	6.1	6.1	6.1	5.4	5.4	5.4	5.4	7.1	7.8	7.9
Media freedom	7.0	7.0	7.0	7.0	7.0	6.2	6.2	6.7	6.7	8.9	8.9	9.0
Freedom of expression	7.8	7.8	7.8	7.2	7.8	7.2	7.8	7.2	7.2	7.2	7.2	7.8
Relationships	10.0	10.0	10.0	10.0	10.0	10.0	10.0	10.0	10.0	10.0	10.0	10.0
Same-sex relationships	10.0	10.0	10.0	10.0	10.0	10.0	10.0	10.0	10.0	10.0	10.0	10.0
Divorce	10.0	10.0	10.0	10.0	10.0	10.0	10.0	10.0	10.0	10.0	10.0	10.0
Inheritance rights	10.0	10.0	10.0	10.0	10.0	10.0	10.0	10.0	10.0	10.0	10.0	10.0
Female genital mutilation	10.0	10.0	10.0	10.0	10.0	10.0	10.0	10.0	10.0	10.0	10.0	10.0

Note: The data source V-Dem = Varieties of Democracy; the data source CLD = Civil Liberty Dataset.

Ranking
121

KUWAIT

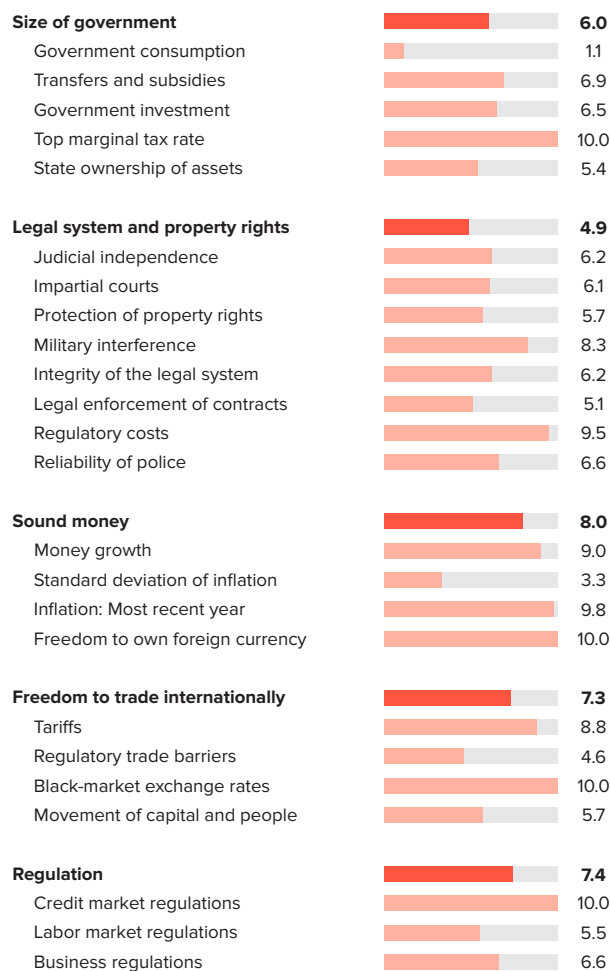
MIDDLE EAST & NORTH AFRICA

Score
6.34

PERSONAL FREEDOM Ranking 120/165 Score 6.07

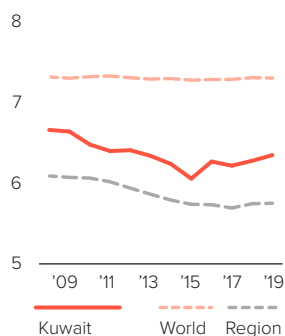


ECONOMIC FREEDOM Ranking 98/165 Score 6.72

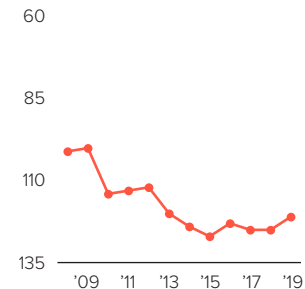


HUMAN FREEDOM

Score over time



Ranking over time



KUWAIT

MIDDLE EAST & NORTH AFRICA

	2008	2009	2010	2011	2012	2013	2014	2015	2016	2017	2018	2019
Human freedom	6.65	6.63	6.47	6.39	6.40	6.33	6.23	6.05	6.26	6.21	6.27	6.34
Ranking	101	100	114	113	112	120	124	127	123	125	125	121
Economic freedom	6.94	6.89	6.74	6.68	6.76	6.76	6.70	6.56	6.77	6.58	6.66	6.72
Personal freedom	6.44	6.44	6.28	6.18	6.14	6.03	5.89	5.69	5.89	5.95	5.99	6.07
Rule of law	6.1	6.1	6.1	6.0	5.8	5.8	5.2	5.2	5.2	5.4	5.5	5.5
Procedural justice	-	-	-	-	-	-	-	-	-	-	-	-
Civil justice	-	-	-	-	-	-	-	-	-	-	-	-
Criminal justice	-	-	-	-	-	-	-	-	-	-	-	-
Security and safety	9.3	9.1	9.1	9.1	9.1	9.1	8.8	7.7	9.1	9.1	9.1	9.1
Homicide	9.6	9.5	9.4	9.5	9.5	9.5	9.5	9.5	9.5	9.5	9.5	9.5
Disappearances, conflicts, terrorism	9.1	8.8	8.8	8.8	8.8	8.8	8.1	5.9	8.7	8.7	8.7	8.7
Movement	7.9	7.9	7.9	7.9	7.9	7.9	7.9	7.9	7.9	7.9	7.9	8.0
Freedom of movement (V-Dem)	8.3	8.3	8.3	8.3	8.3	8.3	8.3	8.3	8.3	8.3	8.3	8.4
Freedom of movement (CLD)	7.5	7.5	7.5	7.5	7.5	7.5	7.5	7.5	7.5	7.5	7.5	7.5
Religion	5.9	5.9	5.9	5.9	5.9	5.9	5.9	5.9	5.9	5.9	6.2	6.2
Freedom of religion	5.4	5.4	5.4	5.4	5.4	5.4	5.4	5.4	5.4	5.4	5.4	5.4
Religious organization repression	6.4	6.4	6.4	6.4	6.4	6.4	6.4	6.4	6.4	6.4	6.9	6.9
Association, assembly, civil society	3.9	4.0	3.9	3.9	3.9	4.0	4.0	3.8	3.8	4.1	4.1	4.0
Civil society entry and exit	3.5	3.5	3.5	3.5	3.5	3.7	3.7	3.6	3.6	4.6	4.4	4.2
Freedom of assembly	4.2	4.5	4.5	4.5	4.5	4.5	4.5	3.8	3.8	3.8	3.8	3.8
Freedom to form/run political parties	2.3	2.3	2.1	2.1	2.1	2.1	2.1	2.1	2.1	2.1	2.1	2.1
Civil society repression	5.5	5.5	5.4	5.4	5.7	5.7	5.7	5.7	5.7	5.9	5.9	5.9
Expression and information	6.3	6.5	5.4	5.4	5.4	5.2	5.1	5.0	5.0	4.9	4.8	5.3
Press killed	10.0	10.0	10.0	10.0	10.0	10.0	10.0	10.0	10.0	10.0	10.0	10.0
Press jailed	10.0	10.0	1.8	1.8	1.8	0.0	0.0	0.0	0.0	0.0	0.0	3.6
Academic and cultural expression	2.5	2.5	2.5	2.5	2.5	2.5	2.5	2.5	2.5	2.5	2.5	2.5
Harassment of journalists	6.2	6.2	5.8	5.8	5.5	5.5	5.5	5.5	5.5	5.5	4.6	5.4
Government censorship effort	5.5	5.5	5.3	5.3	5.1	5.1	4.8	4.8	4.8	4.8	4.8	4.8
Internet censorship effort	6.5	6.9	6.9	6.9	6.9	6.9	6.9	6.3	6.3	6.3	6.3	6.7
Media self-censorship	5.3	5.3	5.3	5.3	5.3	5.3	5.1	5.1	5.3	4.9	4.9	4.9
Media freedom	5.9	5.9	5.9	5.9	5.6	5.6	5.6	5.6	5.6	5.6	5.6	5.6
Freedom of expression	5.0	6.0	5.5	5.5	5.5	5.5	5.5	5.0	4.5	4.5	4.5	4.5
Relationships	5.6	5.6	5.6	5.0	5.0	4.4	4.4	4.4	4.4	4.4	4.4	4.4
Same-sex relationships	5.0	5.0	5.0	5.0	5.0	5.0	5.0	5.0	5.0	5.0	5.0	5.0
Divorce	2.5	2.5	2.5	2.5	2.5	2.5	2.5	2.5	2.5	2.5	2.5	2.5
Inheritance rights	5.0	5.0	5.0	2.5	2.5	0.0	0.0	0.0	0.0	0.0	0.0	0.0
Female genital mutilation	10.0	10.0	10.0	10.0	10.0	10.0	10.0	10.0	10.0	10.0	10.0	10.0

Note: The data source V-Dem = Varieties of Democracy; the data source CLD = Civil Liberty Dataset.

Ranking
81

KYRGYZ REPUBLIC

CAUCASUS & CENTRAL ASIA

Score
7.18

PERSONAL FREEDOM Ranking 94/165 Score 7.18

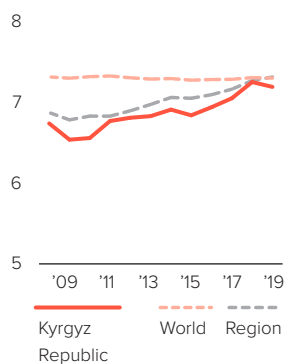


ECONOMIC FREEDOM Ranking 77/165 Score 7.17

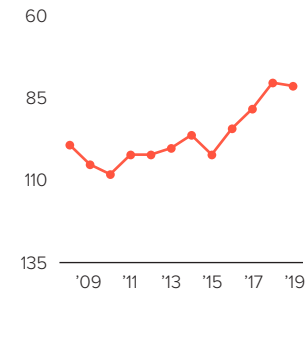


HUMAN FREEDOM

Score over time



Ranking over time



KYRGYZ REPUBLIC

CAUCASUS & CENTRAL ASIA

	2008	2009	2010	2011	2012	2013	2014	2015	2016	2017	2018	2019
Human freedom	6.73	6.53	6.55	6.76	6.80	6.82	6.90	6.83	6.93	7.04	7.24	7.18
Ranking	99	105	108	102	102	100	96	102	94	88	80	81
Economic freedom	6.79	6.89	6.77	6.76	6.73	6.84	7.14	7.02	7.17	7.15	7.14	7.17
Personal freedom	6.68	6.27	6.39	6.76	6.85	6.81	6.73	6.69	6.76	6.96	7.31	7.18
Rule of law	4.0	4.0	4.0	4.0	3.8	3.9	4.0	3.6	3.6	3.7	4.1	4.1
Procedural justice	3.9	3.9	3.9	3.9	3.9	3.8	4.3	-	-	-	4.0	4.0
Civil justice	4.6	4.6	4.6	4.6	4.2	4.6	4.3	-	-	-	4.9	4.9
Criminal justice	3.5	3.5	3.5	3.5	3.3	3.4	3.4	-	-	-	3.3	3.3
Security and safety	7.9	7.5	5.8	6.8	7.1	7.4	7.3	7.7	8.1	8.2	8.6	8.6
Homicide	7.6	7.7	4.2	7.4	8.0	8.5	8.4	8.5	8.7	8.8	9.4	9.4
Disappearances, conflicts, terrorism	8.2	7.3	7.3	6.3	6.2	6.3	6.3	6.9	7.6	7.6	7.9	7.8
Movement	8.1	6.9	8.1	8.1	8.1	8.0	8.0	7.9	8.0	8.1	8.2	8.1
Freedom of movement (V-Dem)	8.7	8.7	8.7	8.7	8.7	8.5	8.5	8.4	8.4	8.7	8.9	8.8
Freedom of movement (CLD)	7.5	5.0	7.5	7.5	7.5	7.5	7.5	7.5	7.5	7.5	7.5	7.5
Religion	6.3	5.6	6.2	6.6	6.5	6.4	6.4	6.2	6.0	6.3	7.1	7.2
Freedom of religion	7.1	5.9	6.3	6.7	6.6	6.6	6.6	6.5	6.1	6.5	7.8	8.0
Religious organization repression	5.4	5.4	6.2	6.4	6.4	6.2	6.2	5.9	5.9	6.1	6.5	6.5
Association, assembly, civil society	6.1	5.8	6.9	7.5	7.4	7.2	6.7	6.4	6.8	6.8	7.4	7.0
Civil society entry and exit	5.0	5.0	6.6	7.4	6.9	6.5	6.5	5.6	6.4	6.4	7.3	6.3
Freedom of assembly	6.0	4.7	4.7	5.7	5.7	6.5	4.8	4.8	5.7	5.7	5.7	6.5
Freedom to form/run political parties	8.4	8.4	9.1	9.1	9.0	8.9	8.9	8.9	8.6	8.7	8.9	8.6
Civil society repression	5.2	5.2	7.3	7.9	7.9	6.9	6.6	6.3	6.3	6.5	7.6	6.7
Expression and information	5.6	5.3	4.9	5.6	6.3	6.0	6.0	6.2	6.1	6.2	6.4	5.9
Press killed	4.4	4.4	4.4	4.4	10.0	10.0	10.0	10.0	10.0	10.0	10.0	10.0
Press jailed	10.0	10.0	1.0	0.0	0.0	0.0	0.0	0.0	0.0	0.0	0.0	0.0
Academic and cultural expression	5.0	5.0	5.0	5.0	5.0	5.0	5.0	5.0	5.0	5.0	5.0	5.0
Harassment of journalists	5.7	5.7	6.2	7.0	7.0	6.8	6.7	7.0	6.5	6.6	7.1	6.7
Government censorship effort	3.0	3.0	4.8	6.6	7.0	6.6	6.2	6.5	6.5	6.5	6.7	5.9
Internet censorship effort	6.2	6.0	6.7	6.9	7.0	6.9	6.8	6.6	6.6	7.8	8.3	8.8
Media self-censorship	3.7	3.7	4.9	6.2	5.8	5.5	5.6	5.6	5.4	5.3	5.2	4.4
Media freedom	6.3	5.8	6.7	8.2	8.6	7.4	7.4	8.0	8.0	7.8	8.0	6.9
Freedom of expression	6.5	4.5	4.5	6.0	6.0	6.0	6.0	7.2	7.2	6.8	7.2	5.5
Relationships	8.8	8.8	8.8	8.8	8.8	8.8	8.8	8.8	8.8	9.4	9.4	9.4
Same-sex relationships	10.0	10.0	10.0	10.0	10.0	10.0	10.0	10.0	10.0	10.0	10.0	10.0
Divorce	10.0	10.0	10.0	10.0	10.0	10.0	10.0	10.0	10.0	10.0	10.0	10.0
Inheritance rights	5.0	5.0	5.0	5.0	5.0	5.0	5.0	5.0	5.0	7.5	7.5	7.5
Female genital mutilation	10.0	10.0	10.0	10.0	10.0	10.0	10.0	10.0	10.0	10.0	10.0	10.0

Note: The data source V-Dem = Varieties of Democracy; the data source CLD = Civil Liberty Dataset.

Ranking
136

LAO PDR

SOUTH ASIA

Score
5.85

PERSONAL FREEDOM Ranking 147/165 Score 5.30

Rule of law **3.7**

- Procedural justice -
- Civil justice -
- Criminal justice -

Security and safety **7.6**

- Homicide 8.0
- Disappearances, conflicts, terrorism 7.3

Movement **6.6**

- Freedom of movement (V-Dem) 5.7
- Freedom of movement (CLD) 7.5

Religion **4.9**

- Freedom of religion 5.4
- Religious organization repression 4.4

Association, assembly, civil society **2.2**

- Civil society entry and exit 1.4
- Freedom of assembly 2.0
- Freedom to form/run political parties 2.1
- Civil society repression 3.2

Expression and information **3.3**

- Press killed 10.0
- Press jailed 10.0
- Academic and cultural expression 0.0
- Harassment of journalists 0.9
- Government censorship effort 0.1
- Internet censorship effort 6.6
- Media self-censorship 0.4
- Media freedom 0.4
- Freedom of expression 1.8

Relationships **8.8**

- Same-sex relationships 10.0
- Divorce 7.5
- Inheritance rights 7.5
- Female genital mutilation 10.0

ECONOMIC FREEDOM Ranking 111/165 Score 6.60

Size of government **7.0**

- Government consumption 6.7
- Transfers and subsidies 9.9
- Government investment 6.6
- Top marginal tax rate 9.0
- State ownership of assets 3.1

Legal system and property rights **4.8**

- Judicial independence 5.3
- Impartial courts 4.0
- Protection of property rights 4.6
- Military interference -
- Integrity of the legal system 2.5
- Legal enforcement of contracts 3.1
- Regulatory costs 8.4
- Reliability of police 5.4

Sound money **7.5**

- Money growth 6.1
- Standard deviation of inflation 9.4
- Inflation: Most recent year 9.3
- Freedom to own foreign currency 5.0

Freedom to trade internationally **7.2**

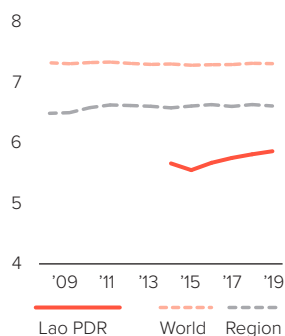
- Tariffs 8.1
- Regulatory trade barriers 6.5
- Black-market exchange rates 10.0
- Movement of capital and people 4.4

Regulation **6.5**

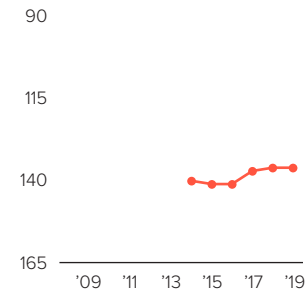
- Credit market regulations 9.1
- Labor market regulations 4.8
- Business regulations 5.5

HUMAN FREEDOM

Score over time



Ranking over time



LAO PDR

SOUTH ASIA

	2008	2009	2010	2011	2012	2013	2014	2015	2016	2017	2018	2019
Human freedom	-	-	-	-	-	-	5.65	5.54	5.66	5.74	5.80	5.85
Ranking	-	-	-	-	-	-	140	141	141	137	136	136
Economic freedom	-	-	-	-	-	-	6.49	6.44	6.48	6.54	6.62	6.60
Personal freedom	-	-	-	-	-	-	5.04	4.89	5.07	5.17	5.21	5.30
Rule of law	-	-	-	-	-	-	4.0	3.9	3.9	3.8	3.9	3.7
Procedural justice	-	-	-	-	-	-	-	-	-	-	-	-
Civil justice	-	-	-	-	-	-	-	-	-	-	-	-
Criminal justice	-	-	-	-	-	-	-	-	-	-	-	-
Security and safety	-	-	-	-	-	-	7.2	7.4	7.4	7.6	7.6	7.6
Homicide	-	-	-	-	-	-	8.0	8.0	8.0	8.0	8.0	8.0
Disappearances, conflicts, terrorism	-	-	-	-	-	-	6.6	6.9	6.9	7.2	7.3	7.3
Movement	-	-	-	-	-	-	6.2	5.0	6.2	6.2	6.2	6.6
Freedom of movement (V-Dem)	-	-	-	-	-	-	4.9	4.9	4.9	4.9	4.9	5.7
Freedom of movement (CLD)	-	-	-	-	-	-	7.5	5.0	7.5	7.5	7.5	7.5
Religion	-	-	-	-	-	-	4.6	4.6	4.6	4.6	4.6	4.9
Freedom of religion	-	-	-	-	-	-	4.6	4.6	4.6	4.6	4.6	5.4
Religious organization repression	-	-	-	-	-	-	4.6	4.6	4.6	4.6	4.6	4.4
Association, assembly, civil society	-	-	-	-	-	-	1.6	1.8	1.8	1.9	2.1	2.2
Civil society entry and exit	-	-	-	-	-	-	1.1	1.1	1.1	1.1	1.4	1.4
Freedom of assembly	-	-	-	-	-	-	1.2	2.0	2.0	2.0	2.0	2.0
Freedom to form/run political parties	-	-	-	-	-	-	1.2	1.2	1.2	1.2	1.6	2.1
Civil society repression	-	-	-	-	-	-	2.8	2.8	2.8	3.2	3.5	3.2
Expression and information	-	-	-	-	-	-	3.6	3.4	3.4	3.3	3.3	3.3
Press killed	-	-	-	-	-	-	10.0	10.0	10.0	10.0	10.0	10.0
Press jailed	-	-	-	-	-	-	10.0	10.0	10.0	10.0	10.0	10.0
Academic and cultural expression	-	-	-	-	-	-	0.0	0.0	0.0	0.0	0.0	0.0
Harassment of journalists	-	-	-	-	-	-	0.9	0.9	0.9	0.9	0.6	0.9
Government censorship effort	-	-	-	-	-	-	0.4	0.4	0.4	0.1	0.1	0.1
Internet censorship effort	-	-	-	-	-	-	6.9	6.9	6.9	6.6	6.6	6.6
Media self-censorship	-	-	-	-	-	-	0.8	0.4	0.4	0.4	0.4	0.4
Media freedom	-	-	-	-	-	-	1.3	0.6	0.6	0.4	0.4	0.4
Freedom of expression	-	-	-	-	-	-	1.8	1.8	1.8	1.8	1.8	1.8
Relationships	-	-	-	-	-	-	8.1	8.1	8.1	8.8	8.8	8.8
Same-sex relationships	-	-	-	-	-	-	10.0	10.0	10.0	10.0	10.0	10.0
Divorce	-	-	-	-	-	-	7.5	7.5	7.5	7.5	7.5	7.5
Inheritance rights	-	-	-	-	-	-	5.0	5.0	5.0	7.5	7.5	7.5
Female genital mutilation	-	-	-	-	-	-	10.0	10.0	10.0	10.0	10.0	10.0

Note: The data source V-Dem = Varieties of Democracy; the data source CLD = Civil Liberty Dataset.

Ranking
21

LATVIA

EASTERN EUROPE

Score
8.67

PERSONAL FREEDOM

Ranking
20/165

Score
9.18



ECONOMIC FREEDOM

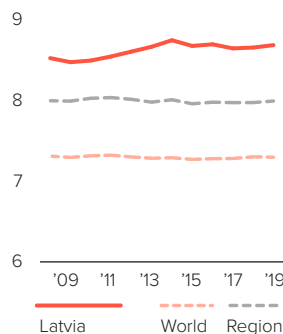
Ranking
20/165

Score
7.94

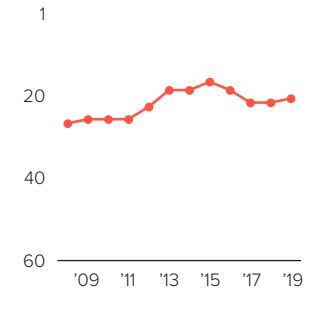


HUMAN FREEDOM

Score over time



Ranking over time



LATVIA

EASTERN EUROPE

	2008	2009	2010	2011	2012	2013	2014	2015	2016	2017	2018	2019
Human freedom	8.51	8.46	8.48	8.53	8.59	8.65	8.73	8.66	8.68	8.63	8.64	8.67
Ranking	27	26	26	26	23	19	19	17	19	22	22	21
Economic freedom	7.88	7.77	7.73	7.75	7.88	7.95	8.12	8.12	8.02	8.00	7.93	7.94
Personal freedom	8.96	8.95	9.01	9.09	9.10	9.16	9.17	9.05	9.16	9.07	9.15	9.18
Rule of law	6.4	6.5	6.4	6.4	6.4	6.4	6.6	6.4	6.7	6.6	6.7	6.8
Procedural justice	-	-	-	-	-	-	-	-	-	-	-	-
Civil justice	-	-	-	-	-	-	-	-	-	-	-	-
Criminal justice	-	-	-	-	-	-	-	-	-	-	-	-
Security and safety	9.0	9.0	9.4	9.4	9.4	9.6	9.4	9.4	9.4	9.2	9.2	9.3
Homicide	8.7	8.5	9.0	9.0	9.0	9.3	9.1	9.0	9.0	8.8	8.7	8.7
Disappearances, conflicts, terrorism	9.4	9.4	9.8	9.8	9.8	9.8	9.8	9.8	9.7	9.7	9.7	9.8
Movement	9.9	9.9	9.9	9.9	9.9	9.9	9.9	9.9	9.8	9.9	9.9	9.9
Freedom of movement (V-Dem)	9.8	9.8	9.8	9.8	9.8	9.8	9.8	9.8	9.6	9.8	9.8	9.8
Freedom of movement (CLD)	10.0	10.0	10.0	10.0	10.0	10.0	10.0	10.0	10.0	10.0	10.0	10.0
Religion	9.0	9.0	9.1	9.7	9.7	9.7	9.7	9.1	9.7	9.7	9.7	9.7
Freedom of religion	8.5	8.5	8.6	9.8	9.8	9.8	9.8	8.6	9.8	9.8	9.8	9.8
Religious organization repression	9.6	9.6	9.6	9.6	9.6	9.6	9.6	9.6	9.6	9.6	9.6	9.6
Association, assembly, civil society	9.4	9.4	9.4	9.4	9.4	9.6	9.6	9.6	9.6	9.4	9.6	9.6
Civil society entry and exit	8.6	8.6	8.6	8.6	8.6	9.2	9.2	9.2	9.2	9.2	9.2	9.2
Freedom of assembly	10.0	10.0	10.0	10.0	10.0	10.0	10.0	10.0	10.0	9.2	10.0	10.0
Freedom to form/run political parties	9.5	9.5	9.5	9.5	9.5	9.5	9.5	9.5	9.5	9.5	9.5	9.5
Civil society repression	9.7	9.7	9.7	9.7	9.7	9.7	9.7	9.7	9.7	9.7	9.7	9.7
Expression and information	8.9	8.9	8.8	8.8	8.9	8.9	9.0	8.9	8.9	8.6	9.0	9.1
Press killed	10.0	10.0	10.0	10.0	10.0	10.0	10.0	10.0	10.0	10.0	10.0	10.0
Press jailed	10.0	10.0	10.0	10.0	10.0	10.0	10.0	10.0	10.0	10.0	10.0	10.0
Academic and cultural expression	7.5	7.5	7.5	7.5	7.5	7.5	7.5	7.5	7.5	7.5	7.5	7.5
Harassment of journalists	9.2	9.2	9.3	9.3	9.5	9.5	9.6	9.6	9.5	8.3	9.1	9.4
Government censorship effort	9.1	9.1	9.1	9.1	9.1	9.5	9.5	9.5	9.5	9.5	8.6	9.4
Internet censorship effort	9.8	9.8	9.8	9.8	9.8	9.8	9.8	9.8	9.8	9.8	9.8	9.8
Media self-censorship	8.0	8.0	7.7	7.7	7.7	7.7	7.7	7.7	7.4	6.8	9.2	9.2
Media freedom	7.5	7.5	7.5	7.5	7.5	8.0	8.0	8.0	8.0	8.0	8.1	8.6
Freedom of expression	8.8	8.8	8.8	8.2	8.8	8.2	8.8	7.8	8.8	7.8	8.8	7.8
Relationships	10.0	10.0	10.0	10.0	10.0	10.0	10.0	10.0	10.0	10.0	10.0	10.0
Same-sex relationships	10.0	10.0	10.0	10.0	10.0	10.0	10.0	10.0	10.0	10.0	10.0	10.0
Divorce	10.0	10.0	10.0	10.0	10.0	10.0	10.0	10.0	10.0	10.0	10.0	10.0
Inheritance rights	10.0	10.0	10.0	10.0	10.0	10.0	10.0	10.0	10.0	10.0	10.0	10.0
Female genital mutilation	10.0	10.0	10.0	10.0	10.0	10.0	10.0	10.0	10.0	10.0	10.0	10.0

Note: The data source V-Dem = Varieties of Democracy; the data source CLD = Civil Liberty Dataset.

Ranking
108

LEBANON

MIDDLE EAST & NORTH AFRICA

Score
6.76

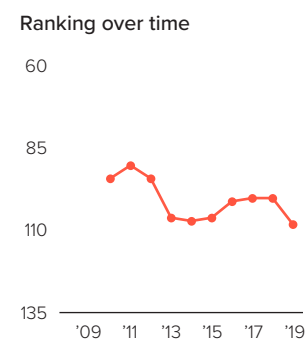
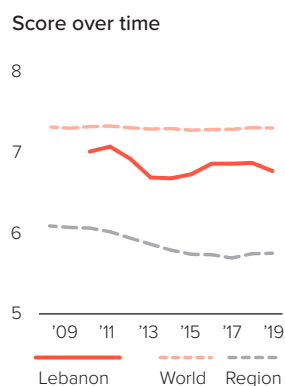
PERSONAL FREEDOM Ranking 106/165 Score 6.76



ECONOMIC FREEDOM Ranking 95/165 Score 6.76



HUMAN FREEDOM



LEBANON

MIDDLE EAST & NORTH AFRICA

	2008	2009	2010	2011	2012	2013	2014	2015	2016	2017	2018	2019
Human freedom	-	-	7.00	7.06	6.91	6.68	6.67	6.72	6.85	6.85	6.86	6.76
Ranking	-	-	94	90	94	106	107	106	101	100	100	108
Economic freedom	-	-	7.18	7.27	7.11	7.15	7.12	7.12	7.15	7.02	6.96	6.76
Personal freedom	-	-	6.87	6.91	6.77	6.34	6.34	6.43	6.63	6.72	6.78	6.76
Rule of law	-	-	5.3	5.3	4.9	4.5	4.1	4.3	4.3	4.2	4.2	4.2
Procedural justice	-	-	6.4	6.4	6.1	5.0	4.4	4.6	4.6	4.5	4.8	4.8
Civil justice	-	-	4.5	4.5	4.5	4.5	4.8	4.8	4.8	4.4	4.2	4.2
Criminal justice	-	-	4.9	4.9	4.2	3.8	3.1	3.7	3.7	3.8	3.5	3.5
Security and safety	-	-	8.3	7.8	7.4	6.9	5.9	6.5	7.4	7.0	8.3	8.1
Homicide	-	-	8.9	8.9	8.8	8.7	8.8	8.8	9.0	9.0	9.3	9.3
Disappearances, conflicts, terrorism	-	-	7.6	6.6	6.1	5.0	3.0	4.2	5.8	5.0	7.2	6.8
Movement	-	-	8.0	8.0	8.0	7.9	7.9	7.9	8.1	8.0	8.0	8.0
Freedom of movement (V-Dem)	-	-	8.5	8.4	8.4	8.4	8.4	8.3	8.7	8.6	8.4	8.4
Freedom of movement (CLD)	-	-	7.5	7.5	7.5	7.5	7.5	7.5	7.5	7.5	7.5	7.5
Religion	-	-	8.9	8.9	9.1	9.0	9.0	8.8	8.8	8.8	8.7	8.8
Freedom of religion	-	-	8.1	8.1	8.4	8.4	8.4	8.0	8.0	8.3	8.0	8.0
Religious organization repression	-	-	9.8	9.8	9.8	9.6	9.6	9.6	9.6	9.3	9.5	9.7
Association, assembly, civil society	-	-	7.7	8.0	8.0	7.6	7.6	7.2	7.5	7.5	7.4	7.5
Civil society entry and exit	-	-	8.2	8.6	8.6	7.8	7.8	7.8	7.8	6.8	6.8	7.2
Freedom of assembly	-	-	6.5	6.8	6.8	6.8	6.8	6.5	6.5	7.7	7.7	7.7
Freedom to form/run political parties	-	-	8.7	8.8	8.8	8.8	8.8	8.8	8.8	8.8	8.8	8.4
Civil society repression	-	-	7.5	7.6	7.6	7.2	7.2	5.9	7.1	6.6	6.5	6.8
Expression and information	-	-	6.1	6.7	6.3	6.0	6.1	6.5	6.5	7.2	6.6	6.4
Press killed	-	-	0.0	4.0	0.0	0.0	0.0	4.6	4.6	10.0	10.0	10.0
Press jailed	-	-	10.0	10.0	10.0	10.0	10.0	10.0	10.0	10.0	6.4	6.4
Academic and cultural expression	-	-	5.0	5.0	5.0	5.0	5.0	5.0	5.0	7.5	5.0	5.0
Harassment of journalists	-	-	6.7	6.7	6.7	6.7	6.7	6.7	6.0	6.5	5.9	5.9
Government censorship effort	-	-	5.8	5.8	5.3	5.6	5.6	5.6	5.6	5.6	5.6	5.8
Internet censorship effort	-	-	9.8	9.8	9.8	9.8	9.8	9.8	9.8	9.4	9.8	9.4
Media self-censorship	-	-	5.0	5.0	5.0	4.7	4.7	4.7	4.7	4.3	4.3	4.3
Media freedom	-	-	6.7	6.8	6.8	6.9	6.9	6.2	6.7	5.6	5.6	5.6
Freedom of expression	-	-	6.0	7.2	7.8	5.5	6.5	6.0	6.0	6.0	6.5	5.5
Relationships	-	-	3.8	3.8	3.8	2.5	3.8	3.8	3.8	4.4	4.4	4.4
Same-sex relationships	-	-	0.0	0.0	0.0	0.0	5.0	5.0	5.0	5.0	5.0	5.0
Divorce	-	-	0.0	0.0	0.0	0.0	0.0	0.0	0.0	0.0	0.0	0.0
Inheritance rights	-	-	5.0	5.0	5.0	0.0	0.0	0.0	0.0	2.5	2.5	2.5
Female genital mutilation	-	-	10.0	10.0	10.0	10.0	10.0	10.0	10.0	10.0	10.0	10.0

Note: The data source V-Dem = Varieties of Democracy; the data source CLD = Civil Liberty Dataset.

Ranking
89

LESOTHO

SUB-SAHARAN AFRICA

Score
7.01

PERSONAL FREEDOM

Ranking
91/165

Score
7.32



ECONOMIC FREEDOM

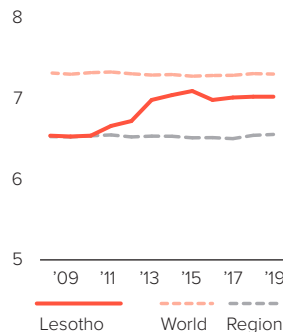
Ranking
112/165

Score
6.57

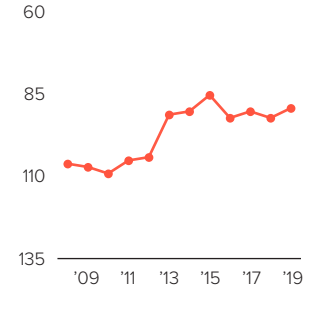


HUMAN FREEDOM

Score over time



Ranking over time



LESOTHO

SUB-SAHARAN AFRICA

	2008	2009	2010	2011	2012	2013	2014	2015	2016	2017	2018	2019
Human freedom	6.53	6.52	6.53	6.65	6.71	6.97	7.03	7.08	6.97	7.00	7.01	7.01
Ranking	106	107	109	105	104	91	90	85	92	90	92	89
Economic freedom	6.23	6.23	6.15	6.35	6.28	6.50	6.55	6.73	6.58	6.65	6.61	6.57
Personal freedom	6.74	6.73	6.81	6.87	7.01	7.30	7.37	7.33	7.25	7.24	7.30	7.32
Rule of law	4.8	4.8	4.8	4.8	4.8	4.9	4.9	4.9	4.9	4.8	4.7	4.6
Procedural justice	-	-	-	-	-	-	-	-	-	-	-	-
Civil justice	-	-	-	-	-	-	-	-	-	-	-	-
Criminal justice	-	-	-	-	-	-	-	-	-	-	-	-
Security and safety	4.5	4.4	4.4	4.4	4.9	4.8	4.2	4.0	3.6	4.0	4.1	4.0
Homicide	0.0	0.0	0.0	0.0	1.1	1.0	0.0	0.0	0.0	0.0	0.0	0.0
Disappearances, conflicts, terrorism	9.0	8.8	8.8	8.8	8.8	8.7	8.3	7.9	7.3	8.1	8.2	8.0
Movement	9.6	9.6	9.7	9.7	9.7	9.7	9.7	9.7	9.7	9.6	9.6	9.5
Freedom of movement (V-Dem)	9.2	9.2	9.5	9.5	9.5	9.5	9.5	9.5	9.5	9.3	9.2	9.1
Freedom of movement (CLD)	10.0	10.0	10.0	10.0	10.0	10.0	10.0	10.0	10.0	10.0	10.0	10.0
Religion	9.4	9.3	9.7	9.7	9.7	9.7	9.7	9.7	9.7	9.6	9.7	9.8
Freedom of religion	9.7	9.7	9.8	9.8	9.8	9.8	9.8	9.8	9.8	9.6	9.8	9.9
Religious organization repression	9.0	9.0	9.6	9.6	9.6	9.6	9.6	9.6	9.6	9.6	9.7	9.7
Association, assembly, civil society	8.0	8.0	8.0	8.0	8.2	8.3	8.3	8.3	8.3	8.2	8.2	8.4
Civil society entry and exit	8.8	8.8	8.8	8.8	8.8	8.8	8.8	8.8	8.8	8.8	8.7	8.9
Freedom of assembly	6.2	6.2	6.2	6.2	7.0	7.3	7.3	7.3	7.3	7.0	7.0	7.0
Freedom to form/run political parties	9.5	9.5	9.5	9.5	9.5	9.5	9.5	9.5	9.5	9.5	9.5	9.5
Civil society repression	7.7	7.7	7.7	7.7	7.7	7.7	7.7	7.7	7.7	7.7	7.6	8.1
Expression and information	7.1	7.2	7.3	7.1	7.3	7.4	7.3	7.2	7.0	6.9	7.3	7.5
Press killed	10.0	10.0	10.0	10.0	10.0	10.0	10.0	10.0	10.0	10.0	10.0	10.0
Press jailed	10.0	10.0	10.0	10.0	10.0	10.0	10.0	10.0	10.0	10.0	10.0	10.0
Academic and cultural expression	5.0	5.0	5.0	5.0	5.0	5.0	5.0	5.0	5.0	5.0	5.0	5.0
Harassment of journalists	7.3	7.1	7.3	7.3	7.3	7.6	7.5	7.4	7.2	6.9	7.0	7.3
Government censorship effort	5.8	5.8	5.8	5.8	5.8	5.8	5.8	5.8	5.3	5.2	7.0	7.5
Internet censorship effort	9.1	9.1	9.1	9.1	9.1	9.1	9.1	8.3	8.3	8.5	8.6	9.2
Media self-censorship	4.4	4.4	4.7	4.7	4.7	5.2	5.2	5.0	4.6	4.1	5.3	5.5
Media freedom	7.3	7.3	7.3	7.3	7.3	7.3	7.3	6.6	6.6	7.5	7.5	7.3
Freedom of expression	5.0	5.8	6.8	4.5	6.8	6.8	6.0	6.8	6.0	5.0	5.5	5.5
Relationships	3.8	3.8	3.8	4.4	4.4	6.2	7.5	7.5	7.5	7.5	7.5	7.5
Same-sex relationships	5.0	5.0	5.0	5.0	5.0	5.0	10.0	10.0	10.0	10.0	10.0	10.0
Divorce	5.0	5.0	5.0	5.0	5.0	5.0	5.0	5.0	5.0	5.0	5.0	5.0
Inheritance rights	0.0	0.0	0.0	2.5	2.5	5.0	5.0	5.0	5.0	5.0	5.0	5.0
Female genital mutilation	5.0	5.0	5.0	5.0	5.0	10.0	10.0	10.0	10.0	10.0	10.0	10.0

Note: The data source V-Dem = Varieties of Democracy; the data source CLD = Civil Liberty Dataset.

Ranking
103

LIBERIA

SUB-SAHARAN AFRICA

Score
6.81

PERSONAL FREEDOM

Ranking
95/165

Score
7.14



ECONOMIC FREEDOM

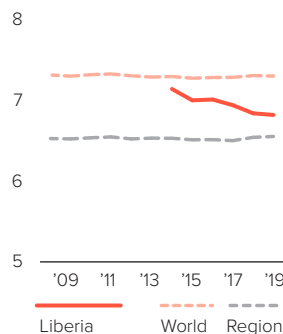
Ranking
122/165

Score
6.35

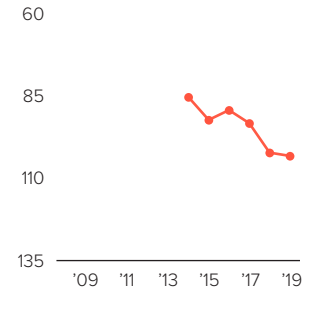


HUMAN FREEDOM

Score over time



Ranking over time



LIBERIA

SUB-SAHARAN AFRICA

	2008	2009	2010	2011	2012	2013	2014	2015	2016	2017	2018	2019
Human freedom	-	-	-	-	-	-	7.13	6.99	7.00	6.93	6.83	6.81
Ranking	-	-	-	-	-	-	85	92	89	93	102	103
Economic freedom	-	-	-	-	-	-	7.04	6.67	6.65	6.49	6.33	6.35
Personal freedom	-	-	-	-	-	-	7.20	7.22	7.25	7.24	7.19	7.14
Rule of law	-	-	-	-	-	-	3.7	3.8	3.8	4.0	4.0	4.0
Procedural justice	-	-	-	-	-	-	4.0	4.0	4.0	4.4	4.5	4.5
Civil justice	-	-	-	-	-	-	4.5	4.3	4.3	4.4	4.4	4.4
Criminal justice	-	-	-	-	-	-	2.6	3.1	3.1	3.2	3.1	3.1
Security and safety	-	-	-	-	-	-	9.0	9.0	9.0	9.1	9.0	9.0
Homicide	-	-	-	-	-	-	9.1	9.1	9.1	9.1	9.1	9.1
Disappearances, conflicts, terrorism	-	-	-	-	-	-	8.9	8.9	8.9	9.1	9.0	8.9
Movement	-	-	-	-	-	-	8.6	8.6	8.6	8.6	8.6	8.6
Freedom of movement (V-Dem)	-	-	-	-	-	-	9.7	9.7	9.7	9.8	9.6	9.6
Freedom of movement (CLD)	-	-	-	-	-	-	7.5	7.5	7.5	7.5	7.5	7.5
Religion	-	-	-	-	-	-	9.5	9.5	9.5	8.8	8.6	8.6
Freedom of religion	-	-	-	-	-	-	9.6	9.6	9.6	8.4	7.9	7.9
Religious organization repression	-	-	-	-	-	-	9.3	9.3	9.3	9.3	9.3	9.3
Association, assembly, civil society	-	-	-	-	-	-	8.8	9.0	9.0	9.0	9.0	8.7
Civil society entry and exit	-	-	-	-	-	-	9.3	9.3	9.3	9.3	9.3	9.1
Freedom of assembly	-	-	-	-	-	-	7.7	8.5	8.5	8.5	8.5	7.3
Freedom to form/run political parties	-	-	-	-	-	-	9.3	9.3	9.3	9.3	9.3	9.3
Civil society repression	-	-	-	-	-	-	9.1	9.0	9.0	9.0	9.0	8.8
Expression and information	-	-	-	-	-	-	7.9	7.8	8.0	8.0	7.9	7.9
Press killed	-	-	-	-	-	-	10.0	10.0	10.0	10.0	10.0	10.0
Press jailed	-	-	-	-	-	-	10.0	10.0	10.0	10.0	10.0	10.0
Academic and cultural expression	-	-	-	-	-	-	5.0	5.0	5.0	5.0	5.0	5.0
Harassment of journalists	-	-	-	-	-	-	8.3	8.3	8.3	8.4	7.8	9.0
Government censorship effort	-	-	-	-	-	-	6.7	6.7	6.7	7.5	5.9	5.9
Internet censorship effort	-	-	-	-	-	-	9.8	9.8	9.8	9.9	9.7	9.7
Media self-censorship	-	-	-	-	-	-	5.8	5.8	6.1	6.4	6.1	6.1
Media freedom	-	-	-	-	-	-	8.0	8.0	8.4	7.2	8.5	8.5
Freedom of expression	-	-	-	-	-	-	7.8	6.8	7.8	7.2	7.8	7.2
Relationships	-	-	-	-	-	-	2.9	2.9	2.9	3.1	3.3	3.3
Same-sex relationships	-	-	-	-	-	-	0.0	0.0	0.0	0.0	0.0	0.0
Divorce	-	-	-	-	-	-	2.5	2.5	2.5	2.5	2.5	2.5
Inheritance rights	-	-	-	-	-	-	5.0	5.0	5.0	5.0	5.0	5.0
Female genital mutilation	-	-	-	-	-	-	4.2	4.2	4.2	5.0	5.6	5.6

Note: The data source V-Dem = Varieties of Democracy; the data source CLD = Civil Liberty Dataset.

Ranking
156

LIBYA

MIDDLE EAST & NORTH AFRICA

Score
5.05

PERSONAL FREEDOM

Ranking
152/165

Score
5.17



ECONOMIC FREEDOM

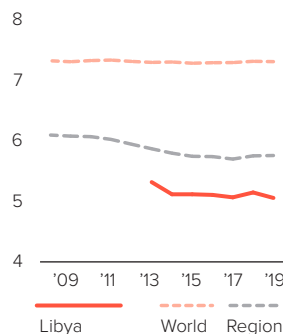
Ranking
163/165

Score
4.79

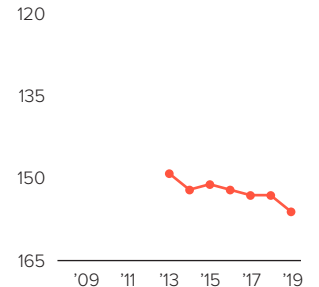


HUMAN FREEDOM

Score over time



Ranking over time



LIBYA

MIDDLE EAST & NORTH AFRICA

	2008	2009	2010	2011	2012	2013	2014	2015	2016	2017	2018	2019
Human freedom	-	-	-	-	-	5.31	5.11	5.11	5.10	5.06	5.14	5.05
Ranking	-	-	-	-	-	149	152	151	152	153	153	156
Economic freedom	-	-	-	-	-	5.08	5.12	5.18	5.08	4.68	4.74	4.79
Personal freedom	-	-	-	-	-	5.47	5.10	5.05	5.10	5.37	5.36	5.17
Rule of law	-	-	-	-	-	3.1	2.8	2.6	2.3	2.4	2.4	2.3
Procedural justice	-	-	-	-	-	-	-	-	-	-	-	-
Civil justice	-	-	-	-	-	-	-	-	-	-	-	-
Criminal justice	-	-	-	-	-	-	-	-	-	-	-	-
Security and safety	-	-	-	-	-	6.2	5.3	5.2	5.6	5.6	6.0	5.6
Homicide	-	-	-	-	-	9.3	9.3	9.3	9.3	9.3	9.3	9.3
Disappearances, conflicts, terrorism	-	-	-	-	-	3.1	1.3	1.2	2.0	1.8	2.8	2.0
Movement	-	-	-	-	-	5.4	5.3	5.2	5.2	5.1	5.3	5.2
Freedom of movement (V-Dem)	-	-	-	-	-	5.8	5.5	5.4	5.4	5.3	5.6	5.4
Freedom of movement (CLD)	-	-	-	-	-	5.0	5.0	5.0	5.0	5.0	5.0	5.0
Religion	-	-	-	-	-	6.2	5.7	5.7	5.7	5.9	5.6	5.3
Freedom of religion	-	-	-	-	-	4.8	3.7	3.8	3.8	3.8	3.8	3.8
Religious organization repression	-	-	-	-	-	7.6	7.6	7.6	7.6	8.0	7.4	6.8
Association, assembly, civil society	-	-	-	-	-	7.5	7.2	7.1	7.1	7.2	6.9	6.6
Civil society entry and exit	-	-	-	-	-	8.6	8.3	8.1	8.1	8.6	8.1	7.7
Freedom of assembly	-	-	-	-	-	6.0	5.2	3.8	3.8	3.8	3.8	3.5
Freedom to form/run political parties	-	-	-	-	-	8.1	7.6	7.9	7.9	7.9	7.8	7.8
Civil society repression	-	-	-	-	-	7.5	7.5	8.5	8.5	8.5	8.0	7.7
Expression and information	-	-	-	-	-	5.4	5.1	5.1	5.4	5.2	5.1	4.9
Press killed	-	-	-	-	-	0.0	0.0	0.0	0.0	0.0	0.0	0.0
Press jailed	-	-	-	-	-	6.1	6.1	6.1	10.0	10.0	10.0	10.0
Academic and cultural expression	-	-	-	-	-	5.0	2.5	2.5	2.5	2.5	2.5	2.5
Harassment of journalists	-	-	-	-	-	3.7	3.5	3.2	3.2	2.9	2.6	2.6
Government censorship effort	-	-	-	-	-	7.8	7.5	7.5	7.5	7.1	7.1	7.1
Internet censorship effort	-	-	-	-	-	8.8	8.8	9.1	9.1	9.1	8.9	8.2
Media self-censorship	-	-	-	-	-	5.2	4.9	4.9	4.9	4.8	4.1	4.1
Media freedom	-	-	-	-	-	6.2	6.2	7.0	7.0	5.9	5.9	5.2
Freedom of expression	-	-	-	-	-	6.0	6.5	5.5	4.5	4.5	4.5	4.5
Relationships	-	-	-	-	-	4.4	4.4	4.4	4.4	6.2	6.2	6.2
Same-sex relationships	-	-	-	-	-	0.0	0.0	0.0	0.0	0.0	0.0	0.0
Divorce	-	-	-	-	-	7.5	7.5	7.5	7.5	7.5	7.5	7.5
Inheritance rights	-	-	-	-	-	0.0	0.0	0.0	0.0	7.5	7.5	7.5
Female genital mutilation	-	-	-	-	-	10.0	10.0	10.0	10.0	10.0	10.0	10.0

Note: The data source V-Dem = Varieties of Democracy; the data source CLD = Civil Liberty Dataset.

Ranking
19

LITHUANIA

EASTERN EUROPE

Score
8.68

PERSONAL FREEDOM

Ranking
28/165

Score
9.01



ECONOMIC FREEDOM

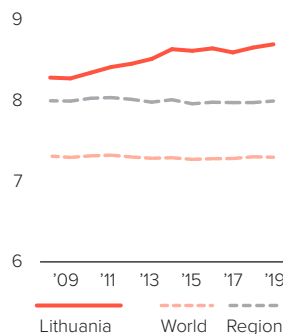
Ranking
7/165

Score
8.21

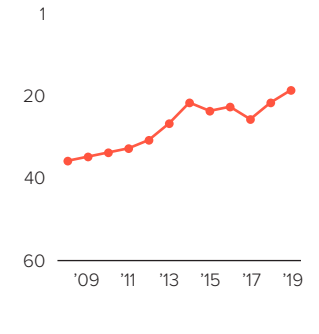


HUMAN FREEDOM

Score over time



Ranking over time



LITHUANIA

EASTERN EUROPE

	2008	2009	2010	2011	2012	2013	2014	2015	2016	2017	2018	2019
Human freedom	8.27	8.26	8.33	8.40	8.44	8.50	8.62	8.60	8.63	8.58	8.64	8.68
Ranking	36	35	34	33	31	27	22	24	23	26	22	19
Economic freedom	7.50	7.44	7.54	7.61	7.64	7.87	8.08	8.02	8.06	8.04	8.13	8.21
Personal freedom	8.83	8.85	8.90	8.97	9.00	8.95	9.00	9.01	9.03	8.97	9.01	9.01
Rule of law	6.3	6.3	6.4	6.4	6.5	6.5	6.7	6.8	6.8	6.7	6.7	6.8
Procedural justice	-	-	-	-	-	-	-	-	-	-	-	-
Civil justice	-	-	-	-	-	-	-	-	-	-	-	-
Criminal justice	-	-	-	-	-	-	-	-	-	-	-	-
Security and safety	8.6	8.8	8.9	8.9	9.0	8.9	9.1	9.0	9.2	9.3	9.3	9.3
Homicide	7.3	7.7	8.0	8.0	8.1	8.1	8.4	8.3	8.5	8.7	8.7	8.7
Disappearances, conflicts, terrorism	9.8	9.8	9.8	9.8	9.8	9.7	9.7	9.7	9.9	9.9	9.9	9.9
Movement	9.9	9.9	9.9	9.9	9.9	9.9	9.9	9.9	9.9	9.9	9.9	9.9
Freedom of movement (V-Dem)	9.8	9.8	9.8	9.8	9.8	9.8	9.8	9.8	9.8	9.8	9.8	9.8
Freedom of movement (CLD)	10.0	10.0	10.0	10.0	10.0	10.0	10.0	10.0	10.0	10.0	10.0	10.0
Religion	9.2	9.2	9.2	9.9	9.9	9.9	9.9	9.9	9.8	9.8	9.8	9.8
Freedom of religion	8.7	8.7	8.7	9.9	9.9	9.9	9.9	9.9	9.7	9.7	9.7	9.7
Religious organization repression	9.8	9.8	9.8	9.8	9.8	9.8	9.8	9.8	9.8	9.8	9.8	9.8
Association, assembly, civil society	9.0	9.0	9.0	9.0	9.0	8.9	8.9	8.9	8.9	8.8	8.9	8.9
Civil society entry and exit	7.6	7.6	7.6	7.6	7.6	7.6	7.6	7.6	7.6	7.3	7.5	7.5
Freedom of assembly	9.2	9.2	9.2	9.2	9.2	9.2	9.2	9.2	9.2	9.2	9.2	9.2
Freedom to form/run political parties	9.5	9.5	9.5	9.5	9.5	9.5	9.5	9.5	9.5	9.5	9.5	9.5
Civil society repression	9.7	9.7	9.7	9.7	9.7	9.4	9.4	9.4	9.4	9.1	9.4	9.4
Expression and information	9.4	9.4	9.5	9.3	9.4	9.2	9.2	9.3	9.3	9.0	9.2	9.1
Press killed	10.0	10.0	10.0	10.0	10.0	10.0	10.0	10.0	10.0	10.0	10.0	10.0
Press jailed	10.0	10.0	10.0	10.0	10.0	10.0	10.0	10.0	10.0	10.0	10.0	10.0
Academic and cultural expression	10.0	10.0	10.0	10.0	10.0	10.0	10.0	10.0	10.0	10.0	10.0	10.0
Harassment of journalists	9.3	9.7	9.7	9.7	9.7	9.7	9.0	8.9	8.9	8.0	8.0	8.0
Government censorship effort	9.5	9.5	9.5	9.5	9.5	8.9	8.9	8.9	8.6	8.6	8.1	8.1
Internet censorship effort	9.9	9.9	9.9	9.9	9.9	9.9	9.9	9.9	9.9	9.9	9.9	9.9
Media self-censorship	8.1	8.1	8.1	8.1	8.1	7.9	7.9	9.1	9.1	7.8	9.1	9.1
Media freedom	8.8	8.8	9.3	8.7	8.7	8.3	8.3	8.3	8.3	8.3	8.9	8.9
Freedom of expression	8.8	8.2	8.8	8.2	8.8	8.2	8.8	8.2	8.8	8.2	8.8	8.2
Relationships	9.4	9.4	9.4	9.4	9.4	9.4	9.4	9.4	9.4	9.4	9.4	9.4
Same-sex relationships	10.0	10.0	10.0	10.0	10.0	10.0	10.0	10.0	10.0	10.0	10.0	10.0
Divorce	7.5	7.5	7.5	7.5	7.5	7.5	7.5	7.5	7.5	7.5	7.5	7.5
Inheritance rights	10.0	10.0	10.0	10.0	10.0	10.0	10.0	10.0	10.0	10.0	10.0	10.0
Female genital mutilation	10.0	10.0	10.0	10.0	10.0	10.0	10.0	10.0	10.0	10.0	10.0	10.0

Note: The data source V-Dem = Varieties of Democracy; the data source CLD = Civil Liberty Dataset.

Ranking
10

LUXEMBOURG

WESTERN EUROPE

Score
8.80

PERSONAL FREEDOM

Ranking
6/165

Score
9.48



ECONOMIC FREEDOM

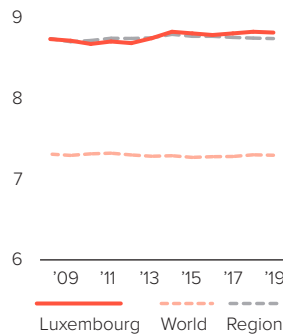
Ranking
30/165

Score
7.84

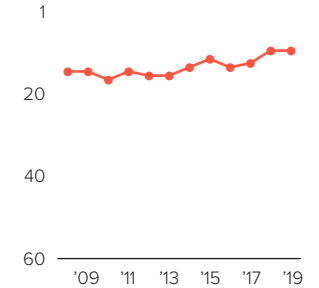


HUMAN FREEDOM

Score over time



Ranking over time



LUXEMBOURG

WESTERN EUROPE

	2008	2009	2010	2011	2012	2013	2014	2015	2016	2017	2018	2019
Human freedom	8.72	8.70	8.66	8.69	8.67	8.73	8.81	8.79	8.77	8.79	8.81	8.80
Ranking	15	15	17	15	16	16	14	12	14	13	10	10
Economic freedom	7.70	7.61	7.54	7.57	7.54	7.66	7.85	7.82	7.80	7.83	7.86	7.84
Personal freedom	9.44	9.48	9.46	9.48	9.49	9.49	9.50	9.49	9.47	9.47	9.49	9.48
Rule of law	8.0	8.0	8.1	8.1	8.0	8.0	8.2	8.1	7.9	7.9	8.0	8.0
Procedural justice	-	-	-	-	-	-	-	-	-	-	-	-
Civil justice	-	-	-	-	-	-	-	-	-	-	-	-
Criminal justice	-	-	-	-	-	-	-	-	-	-	-	-
Security and safety	9.4	9.7	9.6	9.7	9.8	9.8	9.7	9.7	9.7	9.8	9.8	9.8
Homicide	9.5	9.7	9.4	9.8	10.0	10.0	9.8	9.7	9.7	9.9	9.9	9.9
Disappearances, conflicts, terrorism	9.4	9.7	9.7	9.7	9.7	9.7	9.7	9.7	9.7	9.7	9.7	9.7
Movement	9.9	9.9	9.9	9.9	9.9	9.9	9.9	9.9	9.9	9.9	9.9	9.9
Freedom of movement (V-Dem)	9.8	9.8	9.8	9.8	9.8	9.8	9.8	9.8	9.8	9.8	9.8	9.8
Freedom of movement (CLD)	10.0	10.0	10.0	10.0	10.0	10.0	10.0	10.0	10.0	10.0	10.0	10.0
Religion	9.7	9.7	9.7	9.7	9.7	9.7	9.7	9.7	9.7	9.7	9.7	9.7
Freedom of religion	9.5	9.5	9.5	9.5	9.5	9.5	9.5	9.5	9.5	9.5	9.5	9.5
Religious organization repression	9.8	9.8	9.8	9.8	9.8	9.8	9.8	9.8	9.8	9.8	9.8	9.8
Association, assembly, civil society	9.7	9.7	9.7	9.7	9.7	9.7	9.7	9.7	9.7	9.7	9.7	9.7
Civil society entry and exit	9.6	9.6	9.6	9.6	9.6	9.6	9.6	9.6	9.6	9.6	9.6	9.4
Freedom of assembly	10.0	10.0	10.0	10.0	10.0	10.0	10.0	10.0	10.0	10.0	10.0	10.0
Freedom to form/run political parties	9.5	9.5	9.5	9.5	9.5	9.5	9.5	9.5	9.5	9.5	9.5	9.5
Civil society repression	9.7	9.7	9.7	9.7	9.7	9.7	9.7	9.7	9.7	9.7	9.7	9.7
Expression and information	9.4	9.4	9.4	9.4	9.4	9.4	9.4	9.4	9.4	9.4	9.4	9.4
Press killed	10.0	10.0	10.0	10.0	10.0	10.0	10.0	10.0	10.0	10.0	10.0	10.0
Press jailed	10.0	10.0	10.0	10.0	10.0	10.0	10.0	10.0	10.0	10.0	10.0	10.0
Academic and cultural expression	10.0	10.0	10.0	10.0	10.0	10.0	10.0	10.0	10.0	10.0	10.0	10.0
Harassment of journalists	9.4	9.4	9.4	9.4	9.4	9.4	9.4	9.4	9.4	9.4	9.4	9.4
Government censorship effort	9.6	9.6	9.6	9.6	9.6	9.6	9.6	9.6	9.6	9.6	9.6	9.6
Internet censorship effort	9.8	9.8	9.8	9.8	9.8	9.8	9.8	9.8	9.8	9.8	9.8	9.8
Media self-censorship	7.0	7.0	7.0	7.0	7.0	7.0	7.0	7.0	7.0	7.0	7.0	7.0
Media freedom	8.5	8.5	8.5	8.5	8.5	8.5	8.5	8.5	8.5	8.5	8.5	8.5
Freedom of expression	10.0	10.0	10.0	10.0	10.0	10.0	10.0	10.0	10.0	10.0	10.0	10.0
Relationships	10.0	10.0	10.0	10.0	10.0	10.0	10.0	10.0	10.0	10.0	10.0	10.0
Same-sex relationships	10.0	10.0	10.0	10.0	10.0	10.0	10.0	10.0	10.0	10.0	10.0	10.0
Divorce	10.0	10.0	10.0	10.0	10.0	10.0	10.0	10.0	10.0	10.0	10.0	10.0
Inheritance rights	10.0	10.0	10.0	10.0	10.0	10.0	10.0	10.0	10.0	10.0	10.0	10.0
Female genital mutilation	10.0	10.0	10.0	10.0	10.0	10.0	10.0	10.0	10.0	10.0	10.0	10.0

Note: The data source V-Dem = Varieties of Democracy; the data source CLD = Civil Liberty Dataset.

Ranking
88

MADAGASCAR

SUB-SAHARAN AFRICA

Score
7.02

PERSONAL FREEDOM

Ranking
81/165

Score
7.51



ECONOMIC FREEDOM

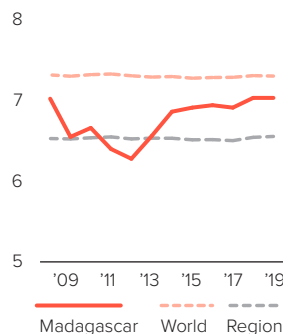
Ranking
124/165

Score
6.33

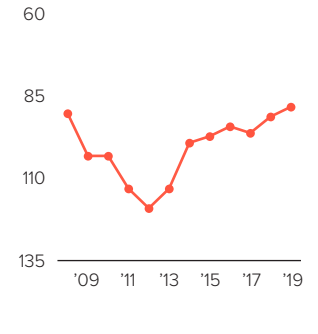


HUMAN FREEDOM

Score over time



Ranking over time



MADAGASCAR

SUB-SAHARAN AFRICA

	2008	2009	2010	2011	2012	2013	2014	2015	2016	2017	2018	2019
Human freedom	7.01	6.54	6.65	6.39	6.27	6.55	6.85	6.90	6.93	6.90	7.02	7.02
Ranking	90	103	103	113	119	113	99	97	94	96	91	88
Economic freedom	6.19	6.15	6.22	6.13	6.29	6.42	6.39	6.38	6.22	6.16	6.26	6.33
Personal freedom	7.60	6.82	6.97	6.57	6.25	6.64	7.17	7.27	7.44	7.49	7.56	7.51
Rule of law	4.9	4.9	4.9	4.9	3.5	3.3	3.7	3.6	3.6	3.6	3.7	3.7
Procedural justice	4.3	4.3	4.3	4.3	2.9	2.4	3.1	3.3	3.3	3.3	3.2	3.2
Civil justice	5.4	5.4	5.4	5.4	4.1	4.1	4.1	3.9	3.9	4.0	4.3	4.3
Criminal justice	5.0	5.0	5.0	5.0	3.5	3.5	4.0	3.6	3.6	3.4	3.6	3.6
Security and safety	7.8	7.4	7.3	7.6	7.6	8.1	8.1	8.2	7.9	8.2	8.2	8.2
Homicide	7.3	7.3	7.3	7.3	7.3	7.8	7.8	7.8	7.8	7.8	7.8	7.8
Disappearances, conflicts, terrorism	8.2	7.5	7.2	8.0	7.9	8.4	8.4	8.6	8.1	8.6	8.6	8.7
Movement	9.2	7.6	8.8	7.6	7.6	6.5	7.9	8.1	9.3	9.3	9.3	9.3
Freedom of movement (V-Dem)	8.5	7.6	7.7	7.7	7.7	8.0	8.4	8.6	8.6	8.6	8.6	8.6
Freedom of movement (CLD)	10.0	7.5	10.0	7.5	7.5	5.0	7.5	7.5	10.0	10.0	10.0	10.0
Religion	8.1	6.0	6.0	6.6	6.0	7.5	8.6	8.6	8.6	8.6	8.8	8.6
Freedom of religion	8.4	6.7	6.8	8.0	6.8	7.5	8.1	8.1	8.1	8.1	8.1	7.9
Religious organization repression	7.8	5.2	5.2	5.2	5.2	7.4	9.0	9.0	9.0	9.0	9.6	9.2
Association, assembly, civil society	8.0	7.4	7.3	7.3	7.1	7.8	8.1	8.2	8.4	8.0	8.1	8.3
Civil society entry and exit	8.1	8.3	8.3	8.3	8.3	8.7	8.9	8.9	9.4	9.4	9.4	9.1
Freedom of assembly	6.3	5.0	5.0	5.0	4.2	4.5	5.3	5.8	5.8	5.0	5.0	5.8
Freedom to form/run political parties	9.4	8.9	8.8	8.8	8.8	9.3	9.3	9.3	9.3	9.3	9.3	9.1
Civil society repression	8.4	7.3	6.9	6.9	6.9	8.7	9.0	9.0	9.0	8.4	8.8	9.0
Expression and information	7.1	6.4	6.4	6.4	6.4	6.4	6.9	7.4	7.4	7.2	7.3	7.0
Press killed	10.0	8.6	8.6	8.6	8.6	8.6	10.0	10.0	10.0	10.0	10.0	10.0
Press jailed	10.0	10.0	10.0	10.0	10.0	10.0	10.0	10.0	10.0	10.0	10.0	10.0
Academic and cultural expression	2.5	2.5	2.5	2.5	2.5	2.5	2.5	5.0	5.0	5.0	5.0	5.0
Harassment of journalists	7.9	6.9	6.9	6.9	6.9	6.6	7.1	7.1	7.1	7.1	7.1	6.5
Government censorship effort	3.9	3.7	3.7	3.7	3.7	5.0	6.1	6.4	6.4	6.4	6.4	6.9
Internet censorship effort	9.9	9.5	9.5	9.5	9.5	9.5	9.5	9.5	9.5	9.5	9.5	9.5
Media self-censorship	5.3	3.8	4.2	4.2	4.2	4.1	4.4	5.6	5.6	5.6	5.6	4.7
Media freedom	7.5	7.1	7.1	7.1	7.1	6.9	6.8	6.8	6.8	7.2	6.9	5.8
Freedom of expression	7.0	5.5	5.0	5.0	5.0	4.5	5.5	5.8	6.2	4.5	5.0	4.5
Relationships	8.1	8.1	8.1	5.6	5.6	6.9	6.9	6.9	6.9	7.5	7.5	7.5
Same-sex relationships	10.0	10.0	10.0	10.0	10.0	10.0	10.0	10.0	10.0	10.0	10.0	10.0
Divorce	2.5	2.5	2.5	2.5	2.5	2.5	2.5	2.5	2.5	2.5	2.5	2.5
Inheritance rights	10.0	10.0	10.0	0.0	0.0	5.0	5.0	5.0	5.0	7.5	7.5	7.5
Female genital mutilation	10.0	10.0	10.0	10.0	10.0	10.0	10.0	10.0	10.0	10.0	10.0	10.0

Note: The data source V-Dem = Varieties of Democracy; the data source CLD = Civil Liberty Dataset.

Ranking
91

MALAWI

SUB-SAHARAN AFRICA

Score
6.99

PERSONAL FREEDOM Ranking 74/165 Score 7.72

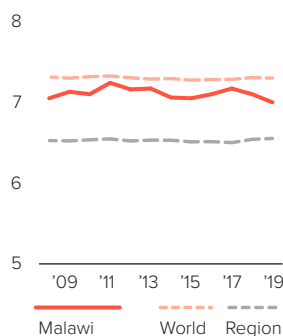


ECONOMIC FREEDOM Ranking 141/165 Score 5.96

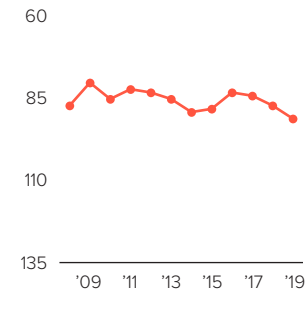


HUMAN FREEDOM

Score over time



Ranking over time



MALAWI

SUB-SAHARAN AFRICA

	2008	2009	2010	2011	2012	2013	2014	2015	2016	2017	2018	2019
Human freedom	7.04	7.12	7.09	7.23	7.15	7.16	7.05	7.04	7.09	7.16	7.09	6.99
Ranking	87	80	85	82	83	85	89	88	83	84	87	91
Economic freedom	6.11	6.23	6.20	6.47	6.13	6.00	5.97	5.81	6.00	6.11	5.94	5.96
Personal freedom	7.71	7.76	7.73	7.76	7.88	7.99	7.82	7.92	7.86	7.92	7.91	7.72
Rule of law	4.8	4.8	4.8	4.8	5.2	4.9	4.9	4.9	4.9	5.1	5.1	5.1
Procedural justice	4.0	4.0	4.0	4.0	4.8	5.0	4.9	5.1	5.1	5.4	5.2	5.2
Civil justice	5.9	5.9	5.9	5.9	6.0	5.2	5.4	5.4	5.4	5.4	5.6	5.6
Criminal justice	4.5	4.5	4.5	4.5	4.8	4.5	4.4	4.3	4.3	4.5	4.6	4.6
Security and safety	8.4	8.9	8.8	8.9	9.0	9.0	9.0	9.2	9.1	9.1	9.2	9.0
Homicide	8.4	9.4	9.0	9.4	9.5	9.5	9.5	9.5	9.5	9.5	9.5	9.5
Disappearances, conflicts, terrorism	8.5	8.5	8.5	8.5	8.5	8.6	8.6	8.8	8.7	8.8	8.9	8.6
Movement	9.8	9.8	9.8	8.5	8.5	9.8	9.8	9.8	9.5	9.6	9.6	9.7
Freedom of movement (V-Dem)	9.6	9.6	9.6	9.6	9.6	9.6	9.6	9.6	9.0	9.3	9.3	9.4
Freedom of movement (CLD)	10.0	10.0	10.0	7.5	7.5	10.0	10.0	10.0	10.0	10.0	10.0	10.0
Religion	9.4	9.4	9.6	9.6	9.6	9.3	9.3	9.3	9.4	9.3	9.5	9.5
Freedom of religion	9.6	9.6	9.7	9.7	9.7	9.8	9.8	9.8	9.8	9.6	9.6	9.6
Religious organization repression	9.1	9.1	9.5	9.5	9.5	8.8	8.8	8.8	9.0	9.0	9.4	9.4
Association, assembly, civil society	7.8	7.7	7.6	7.5	7.6	8.3	8.2	8.6	8.5	8.6	8.3	7.5
Civil society entry and exit	8.1	8.1	8.0	8.0	8.1	8.3	8.2	8.7	8.7	8.9	8.6	7.5
Freedom of assembly	6.8	6.5	6.5	6.2	6.2	6.8	6.8	7.7	7.7	7.7	7.7	6.8
Freedom to form/run political parties	9.2	9.2	9.3	9.3	9.3	9.2	9.2	9.2	9.2	9.2	8.7	8.6
Civil society repression	7.0	7.0	6.5	6.5	6.9	8.8	8.7	8.7	8.3	8.7	8.1	7.3
Expression and information	7.3	7.2	7.1	7.0	7.2	7.8	7.8	8.0	8.0	8.0	8.0	7.5
Press killed	10.0	10.0	10.0	10.0	10.0	10.0	10.0	10.0	10.0	10.0	10.0	10.0
Press jailed	10.0	10.0	10.0	10.0	10.0	10.0	10.0	10.0	10.0	10.0	10.0	10.0
Academic and cultural expression	5.0	5.0	5.0	5.0	5.0	5.0	5.0	7.5	7.5	7.5	7.5	5.0
Harassment of journalists	5.9	5.9	5.2	5.1	5.8	7.2	7.2	7.7	7.4	7.5	7.5	7.0
Government censorship effort	6.4	6.4	6.2	6.1	6.6	7.1	7.1	6.8	6.2	6.8	6.4	6.2
Internet censorship effort	9.9	9.9	9.9	9.4	9.7	9.8	9.8	9.8	9.8	9.8	9.3	9.3
Media self-censorship	5.4	5.4	5.1	5.0	5.2	5.9	5.9	5.9	6.0	6.0	5.9	5.6
Media freedom	6.7	6.6	6.6	6.5	6.8	7.5	7.5	7.5	7.4	7.4	7.5	7.5
Freedom of expression	6.5	6.0	6.0	5.5	5.5	7.2	7.8	7.2	7.8	7.2	7.8	7.2
Relationships	6.4	6.4	6.4	8.0	8.0	6.9	5.6	5.6	5.6	5.6	5.6	5.6
Same-sex relationships	5.0	5.0	5.0	5.0	5.0	5.0	0.0	0.0	0.0	0.0	0.0	0.0
Divorce	7.5	7.5	7.5	7.5	7.5	7.5	7.5	7.5	7.5	7.5	7.5	7.5
Inheritance rights	5.0	5.0	5.0	10.0	10.0	5.0	5.0	5.0	5.0	5.0	5.0	5.0
Female genital mutilation	8.2	8.2	8.2	9.5	9.5	10.0	10.0	10.0	10.0	10.0	10.0	10.0

Note: The data source V-Dem = Varieties of Democracy; the data source CLD = Civil Liberty Dataset.

Ranking
82

MALAYSIA

SOUTH ASIA

Score
7.17

PERSONAL FREEDOM Ranking 100/165 Score 6.92

Rule of law **5.6**

- Procedural justice 5.1
- Civil justice 6.3
- Criminal justice 5.6

Security and safety **8.9**

- Homicide 9.4
- Disappearances, conflicts, terrorism 8.4

Movement **8.1**

- Freedom of movement (V-Dem) 8.7
- Freedom of movement (CLD) 7.5

Religion **7.4**

- Freedom of religion 6.6
- Religious organization repression 8.2

Association, assembly, civil society **7.1**

- Civil society entry and exit 6.4
- Freedom of assembly 5.8
- Freedom to form/run political parties 8.9
- Civil society repression 7.1

Expression and information **7.5**

- Press killed 10.0
- Press jailed 10.0
- Academic and cultural expression 7.5
- Harassment of journalists 5.7
- Government censorship effort 7.0
- Internet censorship effort 8.0
- Media self-censorship 6.3
- Media freedom 6.4
- Freedom of expression 6.8

Relationships **3.8**

- Same-sex relationships 0.0
- Divorce 0.0
- Inheritance rights 5.0
- Female genital mutilation 10.0

ECONOMIC FREEDOM Ranking 55/165 Score 7.52

Size of government **7.0**

- Government consumption 7.0
- Transfers and subsidies 8.0
- Government investment 6.5
- Top marginal tax rate 9.0
- State ownership of assets 4.7

Legal system and property rights **5.8**

- Judicial independence 6.3
- Impartial courts 6.8
- Protection of property rights 7.5
- Military interference 8.3
- Integrity of the legal system 5.9
- Legal enforcement of contracts 5.7
- Regulatory costs 8.6
- Reliability of police 7.4

Sound money **8.4**

- Money growth 4.6
- Standard deviation of inflation 9.3
- Inflation: Most recent year 9.9
- Freedom to own foreign currency 10.0

Freedom to trade internationally **7.6**

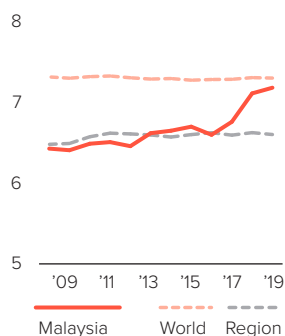
- Tariffs 7.8
- Regulatory trade barriers 7.7
- Black-market exchange rates 10.0
- Movement of capital and people 5.0

Regulation **8.7**

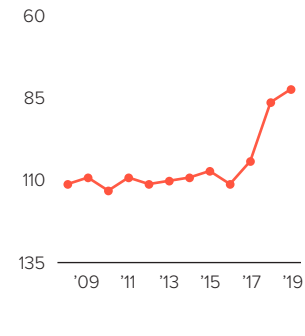
- Credit market regulations 9.7
- Labor market regulations 8.0
- Business regulations 8.3

HUMAN FREEDOM

Score over time



Ranking over time



MALAYSIA

SOUTH ASIA

	2008	2009	2010	2011	2012	2013	2014	2015	2016	2017	2018	2019
Human freedom	6.42	6.40	6.48	6.50	6.45	6.61	6.64	6.69	6.59	6.75	7.10	7.17
Ranking	111	109	113	109	111	110	109	107	111	104	86	82
Economic freedom	6.43	6.39	6.59	6.63	6.65	7.27	7.38	7.49	7.29	7.36	7.49	7.52
Personal freedom	6.42	6.40	6.40	6.40	6.30	6.14	6.11	6.11	6.08	6.31	6.82	6.92
Rule of law	5.8	5.8	5.8	5.8	5.2	5.6	5.4	5.4	5.4	5.4	5.6	5.6
Procedural justice	5.6	5.6	5.6	5.6	4.6	5.5	5.1	5.2	5.2	4.8	5.1	5.1
Civil justice	5.7	5.7	5.7	5.7	5.7	5.7	5.6	5.6	5.6	6.0	6.3	6.3
Criminal justice	6.1	6.1	6.1	6.1	5.3	5.8	5.6	5.4	5.4	5.4	5.6	5.6
Security and safety	9.3	9.3	9.3	9.3	9.3	9.1	9.2	9.2	9.2	8.9	8.9	8.9
Homicide	9.4	9.4	9.4	9.5	9.4	9.4	9.4	9.4	9.4	9.4	9.4	9.4
Disappearances, conflicts, terrorism	9.2	9.2	9.2	9.2	9.1	8.9	9.1	9.1	9.0	8.4	8.4	8.4
Movement	8.1	8.1	8.1	8.1	8.1	8.0	8.0	8.0	7.9	8.0	8.1	8.1
Freedom of movement (V-Dem)	8.7	8.7	8.7	8.7	8.7	8.6	8.6	8.6	8.3	8.5	8.7	8.7
Freedom of movement (CLD)	7.5	7.5	7.5	7.5	7.5	7.5	7.5	7.5	7.5	7.5	7.5	7.5
Religion	6.2	6.2	6.2	6.2	6.2	6.1	6.1	6.1	6.1	6.3	7.4	7.4
Freedom of religion	5.1	5.1	5.1	5.1	5.1	5.0	5.0	5.0	5.0	5.4	6.6	6.6
Religious organization repression	7.2	7.2	7.2	7.2	7.2	7.2	7.2	7.2	7.2	7.2	8.2	8.2
Association, assembly, civil society	5.9	5.8	5.8	5.8	5.8	5.7	5.7	5.7	5.7	6.0	7.0	7.1
Civil society entry and exit	4.9	4.5	4.7	4.5	4.5	4.6	4.6	4.6	4.6	5.5	6.4	6.4
Freedom of assembly	5.0	5.0	5.0	5.0	5.0	4.7	4.7	4.7	4.7	4.7	5.5	5.8
Freedom to form/run political parties	8.3	8.3	8.3	8.3	8.3	8.2	8.2	8.2	8.2	8.2	8.9	8.9
Civil society repression	5.3	5.3	5.3	5.3	5.3	5.2	5.2	5.2	5.2	5.6	7.1	7.1
Expression and information	6.0	5.9	5.9	5.9	5.9	5.9	5.8	5.8	5.8	5.8	6.9	7.5
Press killed	10.0	10.0	10.0	10.0	10.0	10.0	10.0	10.0	10.0	10.0	10.0	10.0
Press jailed	10.0	10.0	10.0	10.0	10.0	10.0	10.0	10.0	10.0	10.0	10.0	10.0
Academic and cultural expression	5.0	5.0	5.0	5.0	5.0	5.0	5.0	5.0	5.0	5.0	7.5	7.5
Harassment of journalists	4.8	4.2	3.9	3.9	3.9	3.9	3.9	3.9	3.9	4.4	5.7	5.7
Government censorship effort	3.2	3.2	3.2	3.2	3.2	3.2	3.2	3.2	3.2	3.0	4.3	7.0
Internet censorship effort	6.5	6.5	6.2	6.2	6.2	6.4	6.1	5.9	5.9	6.0	6.3	8.0
Media self-censorship	4.7	4.7	4.8	4.8	4.8	4.7	4.7	4.7	4.7	4.4	6.3	6.3
Media freedom	4.9	4.9	4.9	4.9	4.9	4.9	4.9	4.9	4.9	4.9	6.4	6.4
Freedom of expression	5.0	5.0	5.0	5.0	5.0	5.0	4.5	4.5	4.5	4.5	5.8	6.8
Relationships	3.8	3.8	3.8	3.8	3.8	2.5	2.5	2.5	2.5	3.8	3.8	3.8
Same-sex relationships	0.0	0.0	0.0	0.0	0.0	0.0	0.0	0.0	0.0	0.0	0.0	0.0
Divorce	0.0	0.0	0.0	0.0	0.0	0.0	0.0	0.0	0.0	0.0	0.0	0.0
Inheritance rights	5.0	5.0	5.0	5.0	5.0	0.0	0.0	0.0	0.0	5.0	5.0	5.0
Female genital mutilation	10.0	10.0	10.0	10.0	10.0	10.0	10.0	10.0	10.0	10.0	10.0	10.0

Note: The data source V-Dem = Varieties of Democracy; the data source CLD = Civil Liberty Dataset.

Ranking
124

MALI

SUB-SAHARAN AFRICA

Score
6.25

PERSONAL FREEDOM

Ranking
112/165

Score
6.55



ECONOMIC FREEDOM

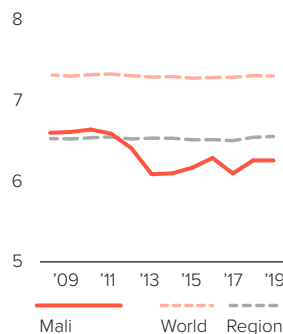
Ranking
146/165

Score
5.83

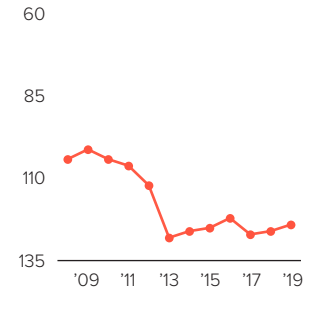


HUMAN FREEDOM

Score over time



Ranking over time



MALI

SUB-SAHARAN AFRICA

	2008	2009	2010	2011	2012	2013	2014	2015	2016	2017	2018	2019
Human freedom	6.59	6.60	6.63	6.58	6.40	6.08	6.09	6.16	6.28	6.09	6.25	6.25
Ranking	104	101	104	106	112	128	126	125	122	127	126	124
Economic freedom	5.99	6.00	5.96	5.82	6.00	5.81	5.77	5.85	5.86	5.71	5.89	5.83
Personal freedom	7.01	7.03	7.11	7.12	6.68	6.27	6.32	6.37	6.58	6.37	6.51	6.55
Rule of law	4.7	4.6	4.5	4.4	4.1	4.0	4.2	4.0	4.0	3.5	3.6	3.6
Procedural justice	-	-	-	-	-	-	-	-	-	3.5	3.6	3.6
Civil justice	-	-	-	-	-	-	-	-	-	4.2	4.2	4.2
Criminal justice	-	-	-	-	-	-	-	-	-	2.8	3.0	3.0
Security and safety	6.3	6.7	7.3	7.3	6.5	5.1	5.3	5.3	5.5	4.5	4.6	4.5
Homicide	6.5	6.5	6.5	6.5	6.5	6.8	6.8	6.8	6.8	6.8	6.8	6.8
Disappearances, conflicts, terrorism	6.2	6.9	8.1	8.1	6.6	3.4	3.7	3.8	4.2	2.1	2.3	2.3
Movement	8.4	8.4	8.4	8.4	7.1	7.0	7.0	7.0	8.2	8.2	8.2	8.1
Freedom of movement (V-Dem)	9.2	9.2	9.2	9.2	9.2	9.0	9.0	9.0	9.0	9.0	8.8	8.8
Freedom of movement (CLD)	7.5	7.5	7.5	7.5	5.0	5.0	5.0	5.0	7.5	7.5	7.5	7.5
Religion	9.0	9.0	9.0	9.0	8.3	8.2	8.2	8.2	8.2	8.7	9.1	9.1
Freedom of religion	8.3	8.3	8.3	8.3	7.0	7.5	7.5	7.5	7.5	8.5	8.5	8.5
Religious organization repression	9.6	9.6	9.6	9.6	9.6	8.8	8.8	8.8	8.8	8.8	9.6	9.6
Association, assembly, civil society	8.6	8.5	8.5	8.5	8.4	7.4	7.4	7.7	7.7	7.7	7.8	7.8
Civil society entry and exit	9.2	9.2	9.2	9.2	9.2	7.6	7.6	7.6	7.6	8.2	8.3	8.3
Freedom of assembly	7.5	7.2	7.2	7.2	7.2	5.7	5.7	6.8	6.8	6.8	6.8	6.5
Freedom to form/run political parties	8.7	8.7	8.7	8.7	8.7	8.9	8.9	8.9	8.9	8.9	8.8	9.1
Civil society repression	9.0	9.0	9.0	9.0	8.8	7.5	7.5	7.5	7.5	7.0	7.4	7.4
Expression and information	8.3	8.2	8.2	8.2	8.1	6.9	7.0	7.1	7.2	6.5	7.1	7.4
Press killed	10.0	10.0	10.0	10.0	10.0	6.4	6.4	6.4	6.4	6.4	10.0	10.0
Press jailed	10.0	10.0	10.0	10.0	10.0	10.0	10.0	10.0	10.0	10.0	10.0	10.0
Academic and cultural expression	5.0	5.0	5.0	5.0	5.0	5.0	5.0	7.5	7.5	5.0	5.0	5.0
Harassment of journalists	8.9	9.2	9.2	9.2	8.9	8.8	8.8	8.8	8.8	7.1	7.0	8.3
Government censorship effort	9.0	9.0	9.0	9.0	9.0	7.7	7.7	6.3	6.3	6.3	5.4	6.7
Internet censorship effort	9.3	9.3	9.3	9.3	9.3	7.6	7.6	7.6	6.8	5.8	6.6	7.4
Media self-censorship	6.0	6.0	6.0	6.0	6.0	6.0	5.4	5.4	5.4	5.4	5.3	5.4
Media freedom	7.6	7.6	7.6	7.6	7.6	6.0	6.0	6.0	6.0	5.4	6.6	6.9
Freedom of expression	8.8	7.8	8.2	7.8	7.0	5.0	6.0	6.0	7.8	7.2	7.8	6.8
Relationships	3.9	3.9	3.9	4.1	4.1	5.3	5.3	5.3	5.3	5.4	5.3	5.3
Same-sex relationships	10.0	10.0	10.0	10.0	10.0	10.0	10.0	10.0	10.0	10.0	10.0	10.0
Divorce	5.0	5.0	5.0	5.0	5.0	5.0	5.0	5.0	5.0	5.0	5.0	5.0
Inheritance rights	0.0	0.0	0.0	0.0	0.0	5.0	5.0	5.0	5.0	5.0	5.0	5.0
Female genital mutilation	0.6	0.6	0.6	1.5	1.5	1.1	1.1	1.1	1.1	1.7	1.1	1.1

Note: The data source V-Dem = Varieties of Democracy; the data source CLD = Civil Liberty Dataset.

Ranking
27

MALTA

WESTERN EUROPE

Score
8.45

PERSONAL FREEDOM Ranking 33/165 Score 8.75

Rule of law **6.7**

- Procedural justice -
- Civil justice -
- Criminal justice -

Security and safety **9.4**

- Homicide 9.5
- Disappearances, conflicts, terrorism 9.3

Movement **9.6**

- Freedom of movement (V-Dem) 9.3
- Freedom of movement (CLD) 10.0

Religion **9.8**

- Freedom of religion 9.7
- Religious organization repression 9.8

Association, assembly, civil society **9.6**

- Civil society entry and exit 9.3
- Freedom of assembly 10.0
- Freedom to form/run political parties 9.8
- Civil society repression 9.1

Expression and information **6.8**

- Press killed 0.0
- Press jailed 10.0
- Academic and cultural expression 7.5
- Harassment of journalists 7.2
- Government censorship effort 7.8
- Internet censorship effort 9.8
- Media self-censorship 5.5
- Media freedom 6.2
- Freedom of expression 7.5

Relationships **9.4**

- Same-sex relationships 10.0
- Divorce 7.5
- Inheritance rights 10.0
- Female genital mutilation 10.0

ECONOMIC FREEDOM Ranking 15/165 Score 8.03

Size of government **7.0**

- Government consumption 3.8
- Transfers and subsidies 7.2
- Government investment 10.0
- Top marginal tax rate 7.0
- State ownership of assets 6.8

Legal system and property rights **6.5**

- Judicial independence 6.6
- Impartial courts 6.8
- Protection of property rights 6.8
- Military interference 10.0
- Integrity of the legal system 7.3
- Legal enforcement of contracts 5.4
- Regulatory costs 5.2
- Reliability of police 5.3

Sound money **9.5**

- Money growth 8.6
- Standard deviation of inflation 9.9
- Inflation: Most recent year 9.7
- Freedom to own foreign currency 10.0

Freedom to trade internationally **8.8**

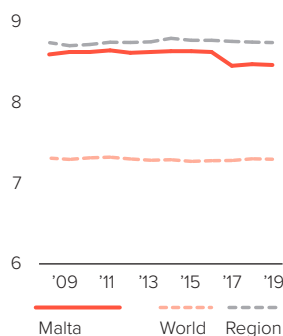
- Tariffs 8.2
- Regulatory trade barriers 8.0
- Black-market exchange rates 10.0
- Movement of capital and people 8.8

Regulation **8.4**

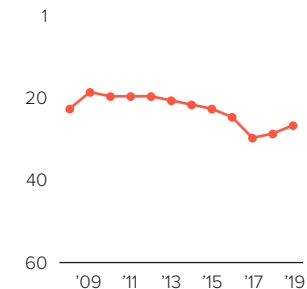
- Credit market regulations 10.0
- Labor market regulations 8.0
- Business regulations 7.3

HUMAN FREEDOM

Score over time



Ranking over time



MALTA

WESTERN EUROPE

	2008	2009	2010	2011	2012	2013	2014	2015	2016	2017	2018	2019
Human freedom	8.58	8.61	8.61	8.63	8.60	8.61	8.62	8.62	8.61	8.44	8.46	8.45
Ranking	23	19	20	20	20	21	22	23	25	30	29	27
Economic freedom	7.71	7.78	7.77	7.88	7.85	7.88	7.97	7.98	8.01	8.02	8.01	8.03
Personal freedom	9.20	9.21	9.20	9.18	9.13	9.12	9.08	9.07	9.04	8.74	8.77	8.75
Rule of law	7.7	7.5	7.4	7.2	7.3	7.3	7.0	7.0	6.8	7.0	6.8	6.7
Procedural justice	-	-	-	-	-	-	-	-	-	-	-	-
Civil justice	-	-	-	-	-	-	-	-	-	-	-	-
Criminal justice	-	-	-	-	-	-	-	-	-	-	-	-
Security and safety	9.6	9.7	9.7	9.8	9.4	9.6	9.7	9.7	9.7	8.9	9.4	9.4
Homicide	9.6	9.7	9.7	9.8	9.2	9.5	9.6	9.7	9.7	9.4	9.5	9.5
Disappearances, conflicts, terrorism	9.7	9.7	9.7	9.7	9.7	9.7	9.7	9.7	9.7	8.5	9.3	9.3
Movement	9.6	9.6	9.6	9.6	9.6	9.6	9.6	9.6	9.6	9.6	9.6	9.6
Freedom of movement (V-Dem)	9.3	9.3	9.3	9.3	9.3	9.3	9.3	9.3	9.3	9.3	9.3	9.3
Freedom of movement (CLD)	10.0	10.0	10.0	10.0	10.0	10.0	10.0	10.0	10.0	10.0	10.0	10.0
Religion	9.8	9.8	9.8	9.8	9.8	9.8	9.8	9.8	9.8	9.8	9.8	9.8
Freedom of religion	9.7	9.7	9.7	9.7	9.7	9.7	9.7	9.7	9.7	9.7	9.7	9.7
Religious organization repression	9.8	9.8	9.8	9.8	9.8	9.8	9.8	9.8	9.8	9.8	9.8	9.8
Association, assembly, civil society	9.6	9.8	9.8	9.8	9.8	9.8	9.8	9.8	9.8	9.6	9.6	9.6
Civil society entry and exit	9.7	9.7	9.7	9.7	9.7	9.7	9.7	9.7	9.7	9.7	9.3	9.3
Freedom of assembly	10.0	10.0	10.0	10.0	10.0	10.0	10.0	10.0	10.0	10.0	10.0	10.0
Freedom to form/run political parties	9.8	9.8	9.8	9.8	9.8	9.8	9.8	9.8	9.8	9.8	9.8	9.8
Civil society repression	9.1	9.6	9.6	9.6	9.6	9.6	9.6	9.6	9.6	9.1	9.1	9.1
Expression and information	8.6	8.7	8.7	8.7	8.6	8.4	8.3	8.3	8.3	6.8	6.8	6.8
Press killed	10.0	10.0	10.0	10.0	10.0	10.0	10.0	10.0	10.0	0.0	0.0	0.0
Press jailed	10.0	10.0	10.0	10.0	10.0	10.0	10.0	10.0	10.0	10.0	10.0	10.0
Academic and cultural expression	10.0	10.0	10.0	10.0	10.0	10.0	10.0	10.0	10.0	7.5	7.5	7.5
Harassment of journalists	8.4	8.4	8.4	8.4	7.7	7.7	7.7	7.7	7.7	7.2	7.2	7.2
Government censorship effort	7.8	9.0	9.0	9.0	9.0	9.0	7.8	7.8	7.8	7.8	7.8	7.8
Internet censorship effort	9.8	9.8	9.8	9.8	9.8	9.8	9.8	9.8	9.8	9.8	9.8	9.8
Media self-censorship	6.2	6.2	6.2	6.2	6.2	5.5	5.5	5.5	5.5	5.5	5.5	5.5
Media freedom	7.5	7.5	7.5	7.5	7.5	6.2	6.2	6.2	6.2	6.2	6.2	6.2
Freedom of expression	7.5	7.5	7.5	7.5	7.5	7.5	7.5	7.5	7.5	7.5	7.5	7.5
Relationships	9.4	9.4	9.4	9.4	9.4	9.4	9.4	9.4	9.4	9.4	9.4	9.4
Same-sex relationships	10.0	10.0	10.0	10.0	10.0	10.0	10.0	10.0	10.0	10.0	10.0	10.0
Divorce	7.5	7.5	7.5	7.5	7.5	7.5	7.5	7.5	7.5	7.5	7.5	7.5
Inheritance rights	10.0	10.0	10.0	10.0	10.0	10.0	10.0	10.0	10.0	10.0	10.0	10.0
Female genital mutilation	10.0	10.0	10.0	10.0	10.0	10.0	10.0	10.0	10.0	10.0	10.0	10.0

Note: The data source V-Dem = Varieties of Democracy; the data source CLD = Civil Liberty Dataset.

Ranking
143

MAURITANIA

SUB-SAHARAN AFRICA

Score
5.73

PERSONAL FREEDOM

Ranking
151/165

Score
5.18



ECONOMIC FREEDOM

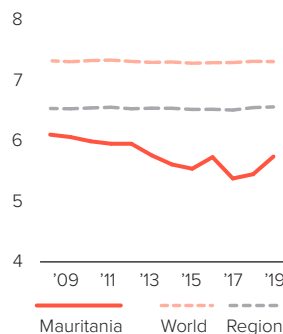
Ranking
120/165

Score
6.49

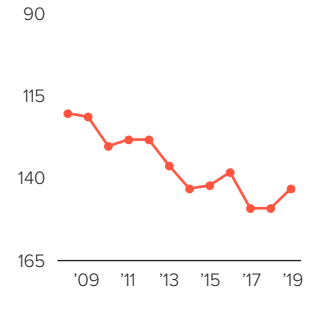


HUMAN FREEDOM

Score over time



Ranking over time



MAURITANIA

SUB-SAHARAN AFRICA

	2008	2009	2010	2011	2012	2013	2014	2015	2016	2017	2018	2019
Human freedom	6.09	6.05	5.98	5.94	5.94	5.75	5.60	5.53	5.72	5.37	5.44	5.73
Ranking	120	121	130	128	128	136	143	142	138	149	149	143
Economic freedom	6.11	6.04	5.90	6.10	6.02	5.88	5.95	5.91	6.23	6.21	6.27	6.49
Personal freedom	6.07	6.06	6.04	5.82	5.89	5.66	5.35	5.26	5.36	4.78	4.85	5.18
Rule of law	3.4	3.9	3.8	3.8	3.8	3.6	3.8	3.8	4.0	3.4	3.6	3.6
Procedural justice	-	-	-	-	-	-	-	-	-	4.0	4.0	4.0
Civil justice	-	-	-	-	-	-	-	-	-	3.2	3.6	3.6
Criminal justice	-	-	-	-	-	-	-	-	-	3.0	3.0	3.0
Security and safety	7.2	7.5	7.4	7.1	7.4	7.6	7.2	7.2	7.6	7.5	7.4	7.8
Homicide	6.8	6.8	6.8	6.8	6.8	7.1	7.1	7.1	7.1	7.1	7.1	7.1
Disappearances, conflicts, terrorism	7.6	8.1	8.0	7.3	8.1	8.1	7.4	7.4	8.1	7.8	7.7	8.6
Movement	8.3	8.3	8.3	8.3	8.3	8.0	6.7	6.7	6.7	6.0	6.2	6.7
Freedom of movement (V-Dem)	9.2	9.2	9.2	9.2	9.2	8.4	8.4	8.4	8.4	6.9	7.3	8.4
Freedom of movement (CLD)	7.5	7.5	7.5	7.5	7.5	7.5	5.0	5.0	5.0	5.0	5.0	5.0
Religion	6.9	6.9	6.9	6.9	6.9	7.0	6.0	6.0	6.0	4.7	4.7	5.2
Freedom of religion	4.8	4.8	4.8	4.8	4.8	4.8	2.8	2.8	2.8	2.8	3.5	4.9
Religious organization repression	8.9	8.9	8.9	8.9	8.9	9.2	9.2	9.2	9.2	6.5	5.9	5.6
Association, assembly, civil society	6.9	6.9	6.9	7.0	7.0	5.9	5.9	5.8	6.0	5.4	5.6	6.0
Civil society entry and exit	7.3	7.3	7.3	7.3	7.3	5.8	5.8	5.8	5.8	3.9	4.7	5.9
Freedom of assembly	4.5	4.5	4.5	5.2	5.2	4.8	4.8	4.5	5.3	5.3	5.3	5.3
Freedom to form/run political parties	8.2	8.2	8.2	8.2	8.2	7.3	7.3	7.3	7.3	7.2	6.9	6.9
Civil society repression	7.4	7.4	7.4	7.4	7.4	5.8	5.8	5.8	5.8	5.2	5.2	6.1
Expression and information	7.8	7.0	7.0	7.0	7.1	6.8	7.0	6.5	6.4	5.7	5.7	6.1
Press killed	10.0	10.0	10.0	10.0	10.0	10.0	10.0	10.0	10.0	10.0	10.0	10.0
Press jailed	10.0	2.8	2.8	2.8	2.8	2.8	3.8	0.0	0.0	0.0	0.0	0.0
Academic and cultural expression	5.0	5.0	5.0	5.0	5.0	5.0	5.0	5.0	5.0	5.0	5.0	5.0
Harassment of journalists	8.4	8.1	8.1	8.1	8.1	6.1	7.1	6.0	6.0	5.2	4.9	7.3
Government censorship effort	7.1	7.1	7.1	7.1	7.1	8.0	8.0	8.0	8.0	6.8	7.0	6.8
Internet censorship effort	9.9	9.9	9.9	9.9	9.9	9.1	9.1	9.1	9.1	8.3	8.6	8.6
Media self-censorship	6.6	6.6	6.6	6.6	6.6	5.9	5.9	5.9	5.9	3.8	5.0	6.2
Media freedom	7.9	7.9	7.9	7.9	7.9	8.3	8.3	8.3	8.3	6.9	5.3	5.3
Freedom of expression	5.5	5.5	5.5	6.0	6.5	6.0	6.0	6.0	5.5	5.5	5.5	5.5
Relationships	2.0	2.0	2.0	0.7	0.7	0.7	0.7	0.7	0.7	0.8	0.8	0.8
Same-sex relationships	0.0	0.0	0.0	0.0	0.0	0.0	0.0	0.0	0.0	0.0	0.0	0.0
Divorce	0.0	0.0	0.0	0.0	0.0	0.0	0.0	0.0	0.0	0.0	0.0	0.0
Inheritance rights	5.0	5.0	5.0	0.0	0.0	0.0	0.0	0.0	0.0	0.0	0.0	0.0
Female genital mutilation	2.9	2.9	2.9	2.8	2.8	2.8	2.8	2.8	2.8	3.3	3.3	3.3

Note: The data source V-Dem = Varieties of Democracy; the data source CLD = Civil Liberty Dataset.

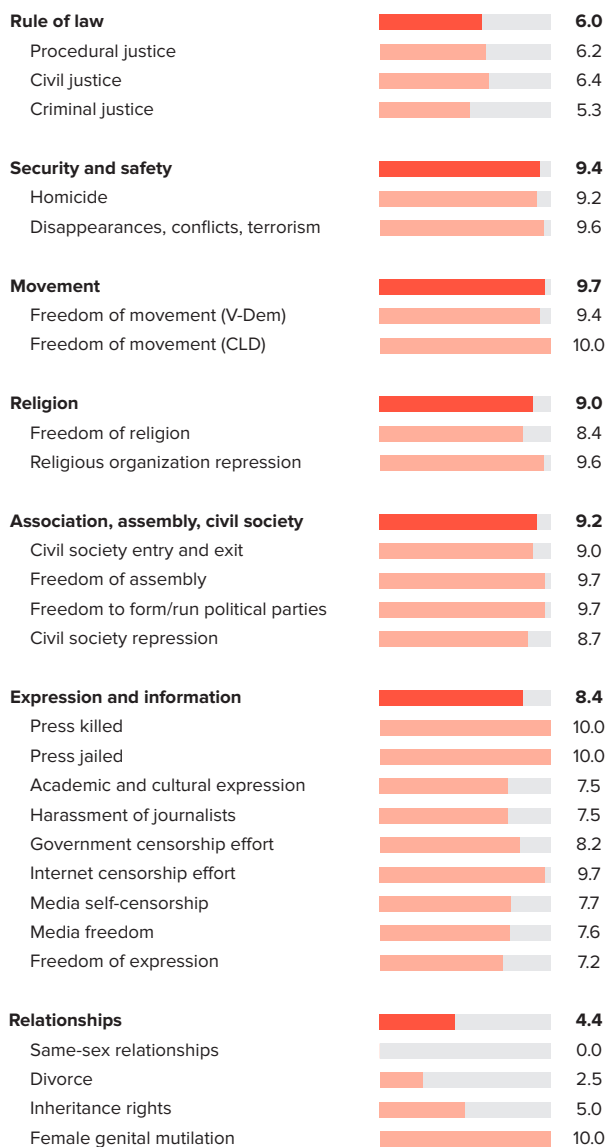
Ranking
46

MAURITIUS

SUB-SAHARAN AFRICA

Score
8.07

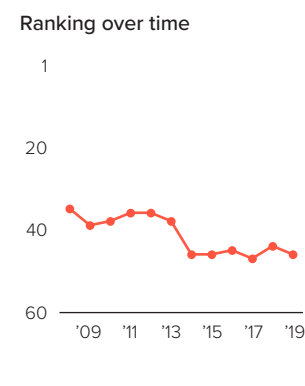
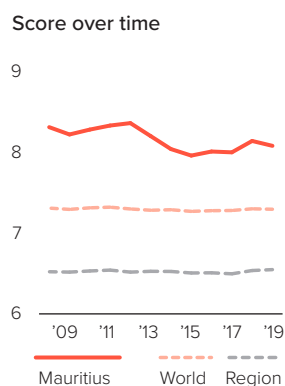
PERSONAL FREEDOM Ranking 63/165 Score 8.01



ECONOMIC FREEDOM Ranking 11/165 Score 8.16



HUMAN FREEDOM



MAURITIUS

SUB-SAHARAN AFRICA

	2008	2009	2010	2011	2012	2013	2014	2015	2016	2017	2018	2019
Human freedom	8.30	8.21	8.27	8.32	8.35	8.19	8.03	7.95	8.00	7.99	8.13	8.07
Ranking	35	39	38	36	36	38	46	46	45	47	44	46
Economic freedom	7.91	7.91	7.96	7.97	8.01	7.94	7.90	8.04	8.03	8.00	8.25	8.16
Personal freedom	8.58	8.43	8.49	8.57	8.60	8.37	8.12	7.88	7.99	7.98	8.04	8.01
Rule of law	6.8	6.7	6.5	6.6	6.7	6.7	6.6	6.5	6.4	5.9	6.0	6.0
Procedural justice	-	-	-	-	-	-	-	-	-	6.2	6.2	6.2
Civil justice	-	-	-	-	-	-	-	-	-	6.4	6.4	6.4
Criminal justice	-	-	-	-	-	-	-	-	-	5.2	5.3	5.3
Security and safety	9.2	9.0	9.4	9.4	9.5	9.4	9.6	9.6	9.6	9.4	9.4	9.4
Homicide	8.9	9.1	9.2	9.2	9.3	9.2	9.6	9.5	9.5	9.2	9.2	9.2
Disappearances, conflicts, terrorism	9.6	9.0	9.6	9.7	9.7	9.6	9.6	9.7	9.7	9.5	9.6	9.6
Movement	9.7	9.7	9.7	9.7	9.7	9.7	9.7	8.5	8.5	9.7	9.7	9.7
Freedom of movement (V-Dem)	9.4	9.4	9.4	9.4	9.4	9.4	9.4	9.6	9.6	9.5	9.5	9.4
Freedom of movement (CLD)	10.0	10.0	10.0	10.0	10.0	10.0	10.0	7.5	7.5	10.0	10.0	10.0
Religion	9.5	8.9	9.0	9.6	9.6	9.6	9.0	8.7	9.3	8.9	9.0	9.0
Freedom of religion	9.5	8.2	8.5	9.7	9.7	9.7	8.5	7.8	9.1	8.2	8.4	8.4
Religious organization repression	9.5	9.5	9.5	9.5	9.5	9.5	9.5	9.5	9.5	9.6	9.6	9.6
Association, assembly, civil society	9.4	9.3	9.3	9.2	9.2	9.0	9.0	9.0	9.3	9.3	9.3	9.2
Civil society entry and exit	9.2	9.2	9.2	9.2	9.2	9.0	9.0	9.0	9.0	9.0	9.0	9.0
Freedom of assembly	10.0	9.7	9.7	9.3	9.3	8.8	8.8	8.8	9.7	9.7	9.7	9.7
Freedom to form/run political parties	9.7	9.7	9.7	9.7	9.7	9.7	9.7	9.7	9.7	9.7	9.7	9.7
Civil society repression	8.7	8.7	8.7	8.7	8.7	8.7	8.7	8.7	8.7	8.7	8.7	8.7
Expression and information	8.6	8.5	8.6	8.5	8.5	8.5	8.5	8.4	8.5	8.3	8.6	8.4
Press killed	10.0	10.0	10.0	10.0	10.0	10.0	10.0	10.0	10.0	10.0	10.0	10.0
Press jailed	10.0	10.0	10.0	10.0	10.0	10.0	10.0	10.0	10.0	10.0	10.0	10.0
Academic and cultural expression	7.5	7.5	7.5	7.5	7.5	7.5	7.5	7.5	7.5	7.5	7.5	7.5
Harassment of journalists	7.6	7.6	8.1	8.1	8.1	7.9	7.7	7.1	7.1	7.1	7.5	7.5
Government censorship effort	8.5	8.5	8.6	8.6	8.6	8.1	8.1	8.1	8.1	8.1	7.9	8.2
Internet censorship effort	9.3	9.3	9.3	9.3	9.3	9.5	9.5	9.5	9.5	9.5	9.7	9.7
Media self-censorship	6.9	6.9	7.0	7.0	7.0	7.2	7.2	7.2	7.2	7.2	7.2	7.7
Media freedom	8.5	8.5	8.5	8.5	8.5	8.5	8.5	8.5	8.5	8.2	9.0	7.6
Freedom of expression	8.8	8.2	8.2	7.8	7.8	7.8	8.2	7.2	8.2	7.2	8.2	7.2
Relationships	6.9	6.9	6.9	6.9	6.9	5.6	4.4	4.4	4.4	4.4	4.4	4.4
Same-sex relationships	5.0	5.0	5.0	5.0	5.0	5.0	0.0	0.0	0.0	0.0	0.0	0.0
Divorce	2.5	2.5	2.5	2.5	2.5	2.5	2.5	2.5	2.5	2.5	2.5	2.5
Inheritance rights	10.0	10.0	10.0	10.0	10.0	5.0	5.0	5.0	5.0	5.0	5.0	5.0
Female genital mutilation	10.0	10.0	10.0	10.0	10.0	10.0	10.0	10.0	10.0	10.0	10.0	10.0

Note: The data source V-Dem = Varieties of Democracy; the data source CLD = Civil Liberty Dataset.

Ranking
93

MEXICO

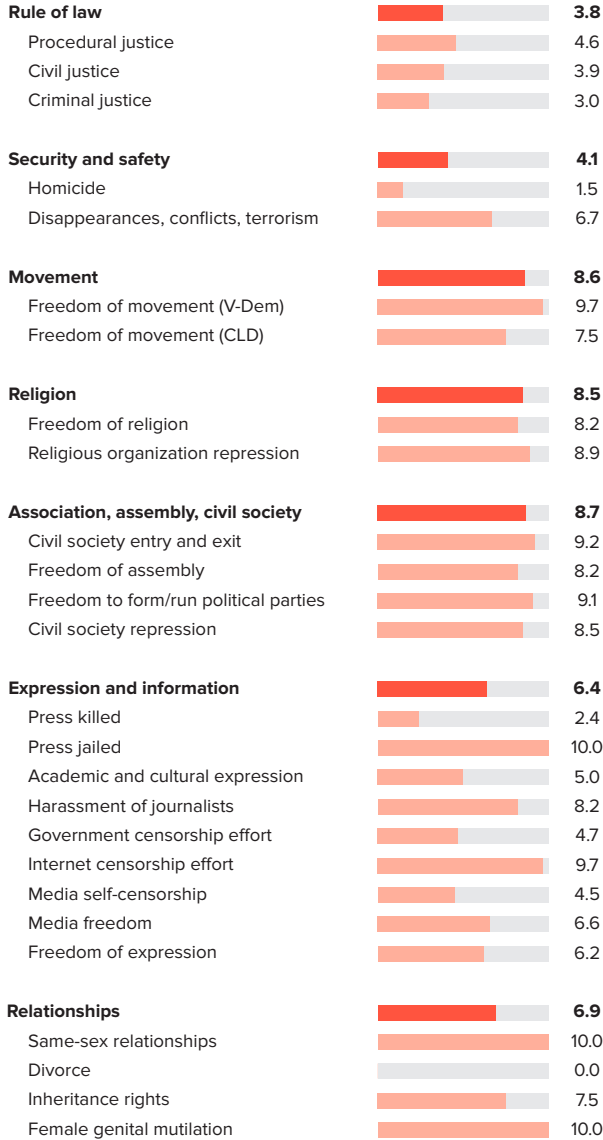
LATIN AMERICA & THE CARIBBEAN

Score
6.92

PERSONAL FREEDOM

Ranking
107/165

Score
6.72



ECONOMIC FREEDOM

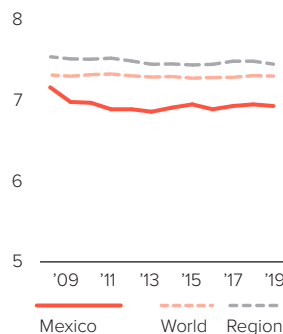
Ranking
75/165

Score
7.20

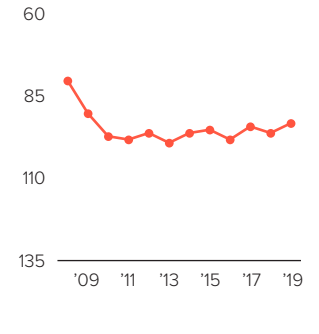


HUMAN FREEDOM

Score over time



Ranking over time



MEXICO

LATIN AMERICA & THE CARIBBEAN

	2008	2009	2010	2011	2012	2013	2014	2015	2016	2017	2018	2019
Human freedom	7.15	6.97	6.96	6.88	6.88	6.85	6.90	6.94	6.88	6.92	6.94	6.92
Ranking	80	90	97	98	96	99	96	95	98	94	96	93
Economic freedom	6.75	6.69	6.83	6.79	6.86	6.88	6.99	7.06	6.97	7.13	7.17	7.20
Personal freedom	7.44	7.17	7.05	6.94	6.89	6.83	6.83	6.86	6.81	6.78	6.78	6.72
Rule of law	4.2	4.2	4.2	4.2	3.5	4.2	3.8	3.9	3.9	4.0	3.8	3.8
Procedural justice	5.0	5.0	5.0	5.0	4.2	5.0	4.5	4.7	4.7	5.0	4.6	4.6
Civil justice	4.0	4.0	4.0	4.0	3.9	4.4	4.1	4.0	4.0	4.0	3.9	3.9
Criminal justice	3.5	3.5	3.5	3.5	2.5	3.1	2.9	3.0	3.0	2.9	3.0	3.0
Security and safety	6.9	6.3	5.6	5.1	5.2	5.9	6.1	6.0	5.6	4.6	4.1	4.1
Homicide	6.4	5.0	3.6	3.4	3.8	4.5	5.3	5.2	4.4	2.5	1.5	1.5
Disappearances, conflicts, terrorism	7.4	7.6	7.5	6.8	6.7	7.3	6.8	6.8	6.8	6.8	6.8	6.7
Movement	9.6	8.3	8.3	8.3	8.4	8.4	8.4	8.4	8.4	8.6	8.6	8.6
Freedom of movement (V-Dem)	9.2	9.2	9.2	9.2	9.2	9.3	9.3	9.3	9.3	9.7	9.7	9.7
Freedom of movement (CLD)	10.0	7.5	7.5	7.5	7.5	7.5	7.5	7.5	7.5	7.5	7.5	7.5
Religion	8.6	8.6	8.6	8.6	8.6	8.5	8.5	8.5	8.5	8.5	8.5	8.5
Freedom of religion	8.2	8.2	8.2	8.2	8.2	8.2	8.2	8.2	8.2	8.2	8.2	8.2
Religious organization repression	9.2	9.2	9.2	9.2	9.2	8.9	8.9	8.9	8.9	8.9	8.9	8.9
Association, assembly, civil society	8.2	8.4	8.4	8.4	8.5	8.2	8.2	8.1	8.1	8.3	8.6	8.7
Civil society entry and exit	8.1	8.1	8.3	8.3	8.3	7.3	7.3	7.3	7.3	8.0	8.7	9.2
Freedom of assembly	7.7	8.5	8.5	8.5	8.5	8.5	8.5	8.2	8.2	8.2	8.2	8.2
Freedom to form/run political parties	8.9	8.9	8.9	8.9	8.9	8.8	8.8	8.8	9.0	9.0	8.8	9.1
Civil society repression	8.2	8.2	8.1	8.1	8.2	8.0	8.0	8.0	8.0	7.9	8.8	8.5
Expression and information	7.2	7.0	6.8	6.5	6.6	6.4	6.6	6.8	6.8	6.6	6.9	6.4
Press killed	6.2	4.9	2.6	1.1	0.1	1.0	2.3	3.7	3.6	3.0	2.8	2.4
Press jailed	9.8	9.8	9.8	10.0	10.0	10.0	9.8	9.8	9.8	9.8	9.8	10.0
Academic and cultural expression	5.0	5.0	5.0	5.0	5.0	5.0	5.0	5.0	5.0	5.0	5.0	5.0
Harassment of journalists	8.6	8.6	8.6	8.6	8.6	7.3	7.3	7.8	7.8	7.8	8.2	8.2
Government censorship effort	5.9	5.9	5.9	5.8	5.9	6.9	6.6	7.1	7.1	6.3	7.0	4.7
Internet censorship effort	9.0	9.0	9.6	9.6	9.4	9.4	9.4	9.4	9.4	9.6	9.6	9.7
Media self-censorship	4.7	4.6	4.7	4.6	4.7	4.7	4.9	4.4	4.4	4.2	4.5	4.5
Media freedom	7.6	7.6	7.4	7.4	7.6	6.3	6.3	7.3	7.3	7.1	7.6	6.6
Freedom of expression	7.8	7.2	7.8	6.8	7.8	6.8	7.8	6.8	7.2	6.2	7.2	6.2
Relationships	7.4	7.4	7.4	7.4	7.4	6.2	6.2	6.2	6.2	6.9	6.9	6.9
Same-sex relationships	10.0	10.0	10.0	10.0	10.0	10.0	10.0	10.0	10.0	10.0	10.0	10.0
Divorce	0.0	0.0	0.0	0.0	0.0	0.0	0.0	0.0	0.0	0.0	0.0	0.0
Inheritance rights	10.0	10.0	10.0	10.0	10.0	5.0	5.0	5.0	5.0	7.5	7.5	7.5
Female genital mutilation	9.5	9.5	9.5	9.5	9.5	10.0	10.0	10.0	10.0	10.0	10.0	10.0

Note: The data source V-Dem = Varieties of Democracy; the data source CLD = Civil Liberty Dataset.

Ranking
61

MOLDOVA

EASTERN EUROPE

Score
7.68

PERSONAL FREEDOM Ranking 68/165 Score 7.95

Rule of law **4.6**

- Procedural justice 5.3
- Civil justice 4.8
- Criminal justice 3.6

Security and safety **8.8**

- Homicide 8.9
- Disappearances, conflicts, terrorism 8.7

Movement **8.5**

- Freedom of movement (V-Dem) 9.4
- Freedom of movement (CLD) 7.5

Religion **8.2**

- Freedom of religion 7.7
- Religious organization repression 8.7

Association, assembly, civil society **8.2**

- Civil society entry and exit 7.1
- Freedom of assembly 7.3
- Freedom to form/run political parties 9.1
- Civil society repression 9.1

Expression and information **7.5**

- Press killed 10.0
- Press jailed 10.0
- Academic and cultural expression 5.0
- Harassment of journalists 6.4
- Government censorship effort 8.1
- Internet censorship effort 9.4
- Media self-censorship 6.3
- Media freedom 5.6
- Freedom of expression 6.8

Relationships **10.0**

- Same-sex relationships 10.0
- Divorce 10.0
- Inheritance rights 10.0
- Female genital mutilation 10.0

ECONOMIC FREEDOM Ranking 66/165 Score 7.30

Size of government **7.8**

- Government consumption 7.5
- Transfers and subsidies 6.7
- Government investment 10.0
- Top marginal tax rate 7.5
- State ownership of assets 7.4

Legal system and property rights **5.7**

- Judicial independence 4.9
- Impartial courts 4.6
- Protection of property rights 4.9
- Military interference 6.7
- Integrity of the legal system 6.0
- Legal enforcement of contracts 4.3
- Regulatory costs 9.6
- Reliability of police 4.4

Sound money **8.0**

- Money growth 8.8
- Standard deviation of inflation 9.2
- Inflation: Most recent year 9.0
- Freedom to own foreign currency 5.0

Freedom to trade internationally **7.6**

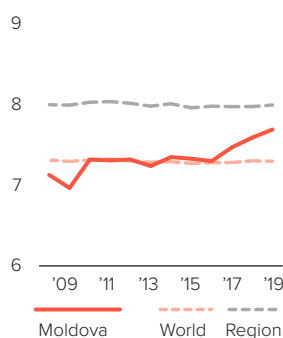
- Tariffs 8.7
- Regulatory trade barriers 7.5
- Black-market exchange rates 10.0
- Movement of capital and people 4.1

Regulation **7.4**

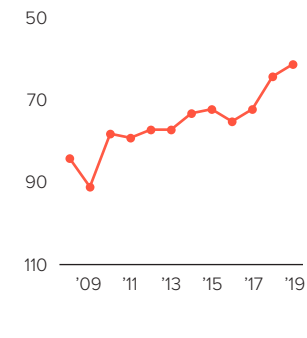
- Credit market regulations 9.7
- Labor market regulations 5.6
- Business regulations 7.0

HUMAN FREEDOM

Score over time



Ranking over time



MOLDOVA

EASTERN EUROPE

	2008	2009	2010	2011	2012	2013	2014	2015	2016	2017	2018	2019
Human freedom	7.12	6.96	7.31	7.30	7.31	7.23	7.34	7.32	7.29	7.46	7.58	7.68
Ranking	84	91	78	79	77	77	73	72	75	72	64	61
Economic freedom	6.65	6.54	6.72	6.82	6.84	6.87	7.01	6.95	6.99	7.02	7.22	7.30
Personal freedom	7.45	7.26	7.74	7.64	7.65	7.50	7.59	7.58	7.50	7.77	7.83	7.95
Rule of law	4.2	4.2	4.2	4.2	3.9	4.0	4.5	4.4	4.4	4.4	4.6	4.6
Procedural justice	4.5	4.5	4.5	4.5	4.4	4.5	5.0	5.1	5.1	5.2	5.3	5.3
Civil justice	4.2	4.2	4.2	4.2	4.1	4.3	4.6	4.7	4.7	4.7	4.8	4.8
Criminal justice	4.0	4.0	4.0	4.0	3.4	3.4	3.8	3.6	3.6	3.4	3.6	3.6
Security and safety	8.4	7.2	8.5	8.3	8.6	8.8	8.8	8.7	8.6	8.7	8.8	8.8
Homicide	8.3	8.2	8.1	7.8	8.4	8.8	9.1	8.7	8.6	9.0	8.9	8.9
Disappearances, conflicts, terrorism	8.5	6.2	8.8	8.8	8.8	8.8	8.5	8.7	8.7	8.5	8.7	8.7
Movement	8.4	8.3	8.5	8.5	8.5	8.4	8.4	8.5	8.5	8.5	8.5	8.5
Freedom of movement (V-Dem)	9.2	9.1	9.5	9.5	9.5	9.3	9.3	9.4	9.4	9.4	9.4	9.4
Freedom of movement (CLD)	7.5	7.5	7.5	7.5	7.5	7.5	7.5	7.5	7.5	7.5	7.5	7.5
Religion	7.4	7.4	8.0	8.1	8.2	8.0	8.0	7.7	7.7	8.2	8.2	8.2
Freedom of religion	7.4	7.3	7.8	8.0	8.1	7.7	7.7	7.7	7.7	7.7	7.7	7.7
Religious organization repression	7.5	7.5	8.2	8.2	8.2	8.2	8.2	7.7	7.6	8.7	8.7	8.7
Association, assembly, civil society	6.8	7.0	8.1	8.1	8.1	7.8	7.9	7.6	7.4	7.4	7.4	8.2
Civil society entry and exit	4.9	5.2	7.1	7.1	7.4	6.8	6.8	5.8	5.8	5.8	5.8	7.1
Freedom of assembly	6.8	6.5	6.5	6.5	6.5	6.5	7.3	7.7	7.7	7.7	7.7	7.3
Freedom to form/run political parties	8.7	9.0	9.7	9.6	9.5	9.3	9.1	8.8	8.8	8.6	8.6	9.1
Civil society repression	6.7	7.1	9.1	9.1	9.1	8.6	8.6	8.2	7.3	7.3	7.3	9.1
Expression and information	6.9	6.7	6.8	6.9	6.9	6.7	6.8	7.4	7.2	7.2	7.4	7.5
Press killed	10.0	10.0	10.0	10.0	10.0	10.0	10.0	10.0	10.0	10.0	10.0	10.0
Press jailed	10.0	10.0	1.4	1.4	1.4	1.4	1.4	10.0	10.0	10.0	10.0	10.0
Academic and cultural expression	5.0	5.0	5.0	5.0	5.0	5.0	5.0	5.0	5.0	5.0	5.0	5.0
Harassment of journalists	5.7	5.8	7.2	7.4	7.4	7.2	7.2	7.1	6.4	6.4	6.4	6.4
Government censorship effort	5.4	5.3	6.9	7.1	7.1	7.1	7.1	6.7	4.8	5.7	7.2	8.1
Internet censorship effort	8.6	7.7	9.7	9.7	9.7	9.7	9.7	9.3	9.4	9.4	9.4	9.4
Media self-censorship	4.5	4.4	6.8	6.8	6.7	6.0	6.0	5.6	5.6	5.6	5.6	6.3
Media freedom	6.4	7.0	7.1	7.1	7.5	7.0	7.4	5.7	5.6	5.6	5.6	5.6
Freedom of expression	6.5	5.5	7.2	7.2	7.2	7.2	7.2	7.2	7.8	6.8	7.8	6.8
Relationships	10.0	10.0	10.0	9.4	9.4	8.8	8.8	8.8	8.8	10.0	10.0	10.0
Same-sex relationships	10.0	10.0	10.0	10.0	10.0	10.0	10.0	10.0	10.0	10.0	10.0	10.0
Divorce	10.0	10.0	10.0	10.0	10.0	10.0	10.0	10.0	10.0	10.0	10.0	10.0
Inheritance rights	10.0	10.0	10.0	7.5	7.5	5.0	5.0	5.0	5.0	10.0	10.0	10.0
Female genital mutilation	10.0	10.0	10.0	10.0	10.0	10.0	10.0	10.0	10.0	10.0	10.0	10.0

Note: The data source V-Dem = Varieties of Democracy; the data source CLD = Civil Liberty Dataset.

Ranking
47

MONGOLIA

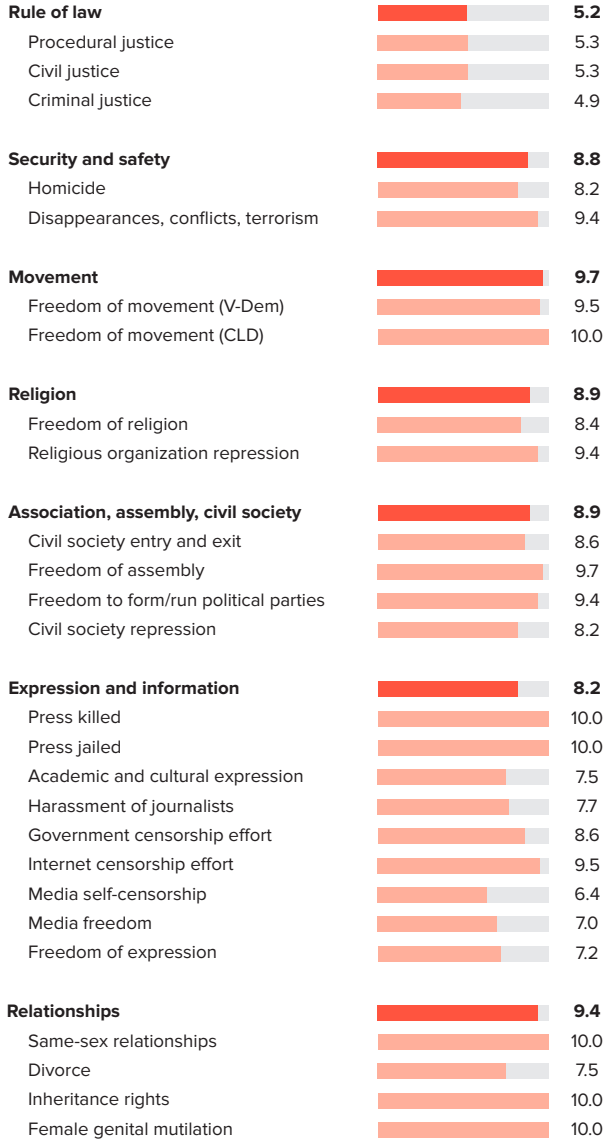
EAST ASIA

Score
8.00

PERSONAL FREEDOM

Ranking
44/165

Score
8.45



ECONOMIC FREEDOM

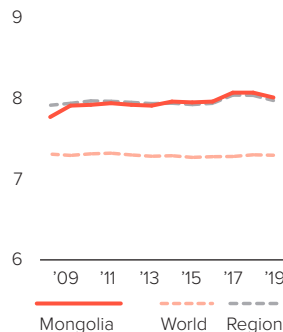
Ranking
61/165

Score
7.38

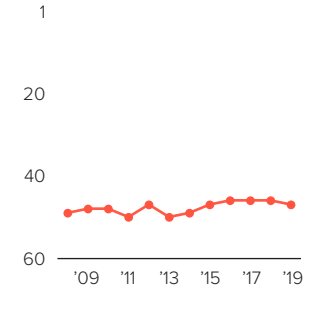


HUMAN FREEDOM

Score over time



Ranking over time



MONGOLIA

EAST ASIA

	2008	2009	2010	2011	2012	2013	2014	2015	2016	2017	2018	2019
Human freedom	7.76	7.90	7.91	7.93	7.91	7.90	7.95	7.94	7.95	8.06	8.06	8.00
Ranking	49	48	48	50	47	50	49	47	46	46	46	47
Economic freedom	6.84	7.15	7.14	7.23	7.10	7.22	7.29	7.37	7.19	7.51	7.46	7.38
Personal freedom	8.42	8.43	8.46	8.43	8.48	8.39	8.42	8.36	8.50	8.45	8.48	8.45
Rule of law	5.3	5.3	5.3	5.3	5.2	5.0	5.3	5.2	5.2	5.2	5.2	5.2
Procedural justice	5.2	5.2	5.2	5.2	5.5	5.4	5.7	5.4	5.4	5.3	5.3	5.3
Civil justice	5.3	5.3	5.3	5.3	5.2	5.5	5.4	5.3	5.3	5.4	5.3	5.3
Criminal justice	5.4	5.4	5.4	5.4	4.8	4.2	4.8	5.0	5.0	5.0	4.9	4.9
Security and safety	8.2	8.2	8.3	8.2	8.6	8.7	8.6	8.4	8.9	8.8	8.8	8.8
Homicide	7.7	7.6	7.4	7.2	7.9	7.9	7.9	8.2	8.4	8.2	8.2	8.2
Disappearances, conflicts, terrorism	8.8	8.8	9.2	9.2	9.2	9.4	9.4	8.7	9.4	9.4	9.4	9.4
Movement	9.9	9.9	9.9	9.9	9.9	9.9	9.7	9.7	9.7	9.7	9.7	9.7
Freedom of movement (V-Dem)	9.8	9.8	9.8	9.8	9.8	9.8	9.4	9.4	9.5	9.5	9.5	9.5
Freedom of movement (CLD)	10.0	10.0	10.0	10.0	10.0	10.0	10.0	10.0	10.0	10.0	10.0	10.0
Religion	9.0	9.0	9.0	9.0	9.0	8.8	8.8	8.9	8.9	8.8	9.0	8.9
Freedom of religion	8.6	8.6	8.6	8.6	8.6	8.2	8.2	8.5	8.5	8.3	8.6	8.4
Religious organization repression	9.4	9.4	9.4	9.4	9.4	9.4	9.4	9.4	9.4	9.4	9.4	9.4
Association, assembly, civil society	8.9	9.2	9.2	9.2	9.2	8.9	8.9	8.8	9.1	9.1	9.1	8.9
Civil society entry and exit	8.9	8.9	8.9	8.9	8.9	8.6	8.6	8.7	8.7	8.7	8.6	8.6
Freedom of assembly	8.5	9.3	9.3	9.3	9.3	9.3	9.3	8.8	9.7	9.7	9.7	9.7
Freedom to form/run political parties	9.6	9.6	9.6	9.6	9.6	9.6	9.6	9.5	9.4	9.4	9.4	9.4
Civil society repression	8.8	8.8	8.8	8.8	8.9	8.3	8.3	8.0	8.5	8.5	9.0	8.2
Expression and information	8.2	8.1	8.2	8.1	8.2	8.0	8.1	8.0	8.3	8.1	8.2	8.2
Press killed	10.0	10.0	10.0	10.0	10.0	10.0	10.0	10.0	10.0	10.0	10.0	10.0
Press jailed	10.0	10.0	10.0	10.0	10.0	10.0	10.0	10.0	10.0	10.0	10.0	10.0
Academic and cultural expression	7.5	7.5	7.5	7.5	7.5	7.5	7.5	7.5	7.5	7.5	7.5	7.5
Harassment of journalists	8.2	8.2	8.2	8.2	8.2	7.9	7.9	7.9	8.4	8.4	8.2	7.7
Government censorship effort	7.9	7.9	7.9	7.9	7.9	7.5	7.5	7.8	7.8	7.8	7.7	8.6
Internet censorship effort	9.8	9.8	9.6	9.6	9.5	9.5	9.5	9.5	9.6	9.6	9.5	9.5
Media self-censorship	6.3	6.3	6.3	6.3	6.3	6.3	6.3	6.0	6.3	6.1	6.1	6.4
Media freedom	6.6	6.6	6.6	6.6	6.6	6.6	6.6	6.6	6.6	6.6	6.6	7.0
Freedom of expression	7.8	6.8	7.8	6.8	7.8	6.8	7.8	6.8	8.2	7.2	8.2	7.2
Relationships	9.4	9.4	9.4	9.4	9.4	9.4	9.4	9.4	9.4	9.4	9.4	9.4
Same-sex relationships	10.0	10.0	10.0	10.0	10.0	10.0	10.0	10.0	10.0	10.0	10.0	10.0
Divorce	7.5	7.5	7.5	7.5	7.5	7.5	7.5	7.5	7.5	7.5	7.5	7.5
Inheritance rights	10.0	10.0	10.0	10.0	10.0	10.0	10.0	10.0	10.0	10.0	10.0	10.0
Female genital mutilation	10.0	10.0	10.0	10.0	10.0	10.0	10.0	10.0	10.0	10.0	10.0	10.0

Note: The data source V-Dem = Varieties of Democracy; the data source CLD = Civil Liberty Dataset.

Ranking
54

MONTENEGRO

EASTERN EUROPE

Score
7.88

PERSONAL FREEDOM Ranking 60/165 Score 8.05

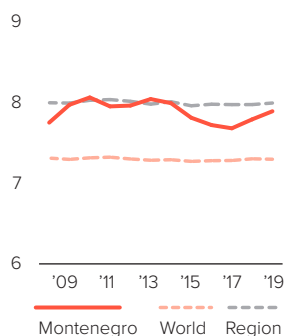


ECONOMIC FREEDOM Ranking 42/165 Score 7.64

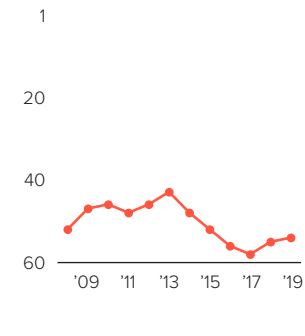


HUMAN FREEDOM

Score over time



Ranking over time



MONTENEGRO

EASTERN EUROPE

	2008	2009	2010	2011	2012	2013	2014	2015	2016	2017	2018	2019
Human freedom	7.74	7.96	8.05	7.94	7.95	8.03	7.98	7.80	7.71	7.67	7.78	7.88
Ranking	52	47	46	48	46	43	48	52	56	58	55	54
Economic freedom	7.18	7.20	7.33	7.23	7.32	7.46	7.39	7.04	6.93	7.15	7.49	7.64
Personal freedom	8.13	8.51	8.56	8.45	8.40	8.44	8.39	8.34	8.27	8.04	7.99	8.05
Rule of law	5.1	5.3	5.2	5.2	5.2	5.3	5.3	5.3	5.2	5.2	5.3	5.3
Procedural justice	-	-	-	-	-	-	-	-	-	-	-	-
Civil justice	-	-	-	-	-	-	-	-	-	-	-	-
Criminal justice	-	-	-	-	-	-	-	-	-	-	-	-
Security and safety	8.9	9.0	9.1	9.0	9.1	9.3	9.1	9.1	8.9	9.2	8.8	9.1
Homicide	8.9	9.0	9.3	9.0	9.2	9.5	9.1	9.2	8.7	9.3	9.4	9.4
Disappearances, conflicts, terrorism	8.9	8.9	9.0	9.0	9.0	9.0	9.0	9.0	9.0	9.0	8.2	8.8
Movement	8.5	9.8	9.8	9.8	9.8	9.9	9.9	9.9	9.9	9.9	9.7	9.7
Freedom of movement (V-Dem)	9.6	9.6	9.6	9.6	9.6	9.8	9.8	9.8	9.8	9.8	9.4	9.4
Freedom of movement (CLD)	7.5	10.0	10.0	10.0	10.0	10.0	10.0	10.0	10.0	10.0	10.0	10.0
Religion	9.4	9.4	9.4	9.4	8.8	9.0	9.0	9.0	9.6	8.6	8.6	8.3
Freedom of religion	9.5	9.5	9.5	9.5	8.2	8.6	8.6	8.6	9.8	8.6	8.6	8.0
Religious organization repression	9.3	9.3	9.3	9.3	9.3	9.3	9.3	9.3	9.3	8.7	8.7	8.7
Association, assembly, civil society	8.6	8.7	8.8	8.5	8.5	8.5	8.5	8.3	8.3	8.1	8.1	8.6
Civil society entry and exit	8.8	8.8	8.8	8.8	8.8	8.8	8.8	8.8	8.8	8.2	8.8	8.8
Freedom of assembly	8.8	9.2	10.0	8.8	8.8	8.8	8.8	8.0	8.0	7.7	7.7	7.7
Freedom to form/run political parties	9.2	9.2	9.2	9.2	9.2	9.3	9.3	9.3	9.3	9.3	9.3	9.3
Civil society repression	7.7	7.7	7.4	7.4	7.4	7.1	7.1	7.1	7.1	7.4	6.7	8.6
Expression and information	6.4	7.4	7.6	7.2	7.4	7.2	7.0	6.9	6.1	5.8	6.0	5.9
Press killed	0.0	10.0	10.0	10.0	10.0	10.0	10.0	10.0	10.0	10.0	10.0	10.0
Press jailed	10.0	10.0	10.0	10.0	10.0	10.0	10.0	10.0	0.0	0.0	0.0	0.0
Academic and cultural expression	7.5	7.5	7.5	7.5	7.5	7.5	5.0	5.0	5.0	5.0	5.0	5.0
Harassment of journalists	5.1	5.1	5.1	5.1	5.1	5.2	5.2	5.2	5.2	5.2	5.2	5.2
Government censorship effort	6.1	6.1	6.1	6.1	6.1	6.1	6.1	6.1	6.1	5.6	5.5	5.3
Internet censorship effort	9.7	9.7	9.7	9.7	9.7	9.7	9.7	9.7	9.7	9.7	9.7	9.7
Media self-censorship	4.9	4.9	4.9	4.9	4.9	4.3	4.3	4.3	4.3	4.3	4.3	4.8
Media freedom	6.2	6.2	6.2	6.2	6.2	6.2	6.2	6.2	6.2	6.2	6.2	6.2
Freedom of expression	8.2	7.2	8.8	5.5	7.0	5.5	7.0	5.5	8.2	6.8	7.8	6.8
Relationships	10.0	10.0	10.0	10.0	10.0	10.0	10.0	10.0	10.0	9.4	9.4	9.4
Same-sex relationships	10.0	10.0	10.0	10.0	10.0	10.0	10.0	10.0	10.0	10.0	10.0	10.0
Divorce	10.0	10.0	10.0	10.0	10.0	10.0	10.0	10.0	10.0	10.0	10.0	10.0
Inheritance rights	10.0	10.0	10.0	10.0	10.0	-	-	-	-	7.5	7.5	7.5
Female genital mutilation	10.0	10.0	10.0	10.0	10.0	10.0	10.0	10.0	10.0	10.0	10.0	10.0

Note: The data source V-Dem = Varieties of Democracy; the data source CLD = Civil Liberty Dataset.

Ranking
134

MOROCCO

MIDDLE EAST & NORTH AFRICA

Score
5.90

PERSONAL FREEDOM

Ranking
146/165

Score
5.33



ECONOMIC FREEDOM

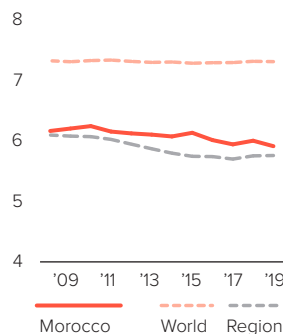
Ranking
102/165

Score
6.69

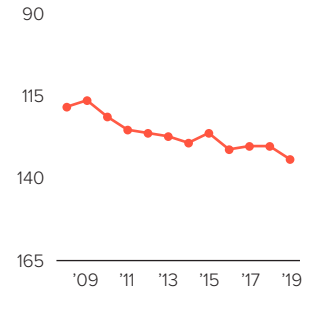


HUMAN FREEDOM

Score over time



Ranking over time



MOROCCO

MIDDLE EAST & NORTH AFRICA

	2008	2009	2010	2011	2012	2013	2014	2015	2016	2017	2018	2019
Human freedom	6.15	6.19	6.23	6.14	6.11	6.09	6.06	6.12	6.00	5.93	5.99	5.90
Ranking	118	116	121	125	126	127	129	126	131	130	130	134
Economic freedom	6.25	6.36	6.44	6.53	6.44	6.49	6.44	6.55	6.57	6.62	6.76	6.69
Personal freedom	6.07	6.06	6.08	5.86	5.87	5.81	5.79	5.81	5.59	5.43	5.44	5.33
Rule of law	4.0	4.0	4.0	4.0	3.7	3.7	4.0	4.2	4.2	4.2	4.1	4.1
Procedural justice	2.9	2.9	2.9	2.9	2.7	2.7	2.9	3.4	3.4	3.3	3.3	3.3
Civil justice	5.4	5.4	5.4	5.4	5.0	5.1	5.4	5.4	5.4	5.4	5.4	5.4
Criminal justice	3.5	3.5	3.5	3.5	3.5	3.3	3.7	3.7	3.7	3.8	3.8	3.8
Security and safety	9.0	9.0	9.0	8.5	9.0	9.0	8.7	9.0	9.0	9.0	9.1	9.1
Homicide	9.6	9.6	9.6	9.6	9.7	9.6	9.7	9.6	9.5	9.4	9.6	9.6
Disappearances, conflicts, terrorism	8.3	8.3	8.3	7.4	8.3	8.4	7.7	8.4	8.4	8.5	8.6	8.6
Movement	7.7	7.7	7.6	7.6	7.6	7.6	7.6	7.7	6.4	6.4	6.4	6.4
Freedom of movement (V-Dem)	7.9	7.9	7.8	7.8	7.8	7.7	7.7	7.9	7.9	7.9	7.9	7.9
Freedom of movement (CLD)	7.5	7.5	7.5	7.5	7.5	7.5	7.5	7.5	5.0	5.0	5.0	5.0
Religion	5.1	5.1	5.1	5.2	5.2	4.8	4.8	4.7	4.1	4.3	4.4	4.0
Freedom of religion	5.4	5.4	5.4	5.4	5.4	5.4	5.4	5.4	4.2	4.8	4.8	4.8
Religious organization repression	4.8	4.8	4.8	4.9	4.9	4.2	4.3	4.1	4.1	3.8	4.0	3.2
Association, assembly, civil society	6.4	6.3	6.3	6.5	6.5	6.6	6.5	6.2	6.4	5.4	5.4	5.3
Civil society entry and exit	5.5	5.5	5.3	5.9	5.8	5.8	5.6	5.4	5.4	4.0	4.0	4.0
Freedom of assembly	5.8	5.5	5.5	5.5	5.5	5.5	5.5	4.7	5.5	4.7	4.7	4.3
Freedom to form/run political parties	7.9	8.0	8.0	8.1	8.1	8.2	8.2	8.2	8.4	8.4	8.4	8.4
Civil society repression	6.3	6.3	6.3	6.4	6.4	6.6	6.6	6.4	6.4	4.6	4.6	4.6
Expression and information	6.1	6.1	6.3	6.1	6.0	5.8	5.8	5.8	5.9	5.6	5.4	5.2
Press killed	10.0	10.0	10.0	10.0	10.0	10.0	10.0	10.0	10.0	10.0	10.0	10.0
Press jailed	8.4	8.4	9.2	7.7	6.3	5.6	5.6	4.9	6.4	5.1	3.1	1.2
Academic and cultural expression	2.5	2.5	2.5	2.5	2.5	2.5	2.5	2.5	2.5	2.5	2.5	2.5
Harassment of journalists	5.6	5.6	6.4	6.5	6.5	6.7	6.7	6.7	6.7	5.9	5.9	5.9
Government censorship effort	4.5	4.5	4.5	4.5	4.5	4.5	4.4	4.0	4.0	3.9	3.9	3.9
Internet censorship effort	9.6	9.6	9.6	9.6	9.6	9.0	9.1	9.5	9.5	9.3	9.3	9.3
Media self-censorship	4.5	4.5	4.6	4.6	4.6	4.5	4.5	4.5	4.5	4.5	4.5	4.5
Media freedom	4.6	4.6	5.3	5.3	5.3	5.2	5.2	5.2	5.2	5.2	5.2	5.2
Freedom of expression	5.0	5.0	4.5	4.5	4.5	4.5	4.5	4.5	4.5	4.0	4.5	4.0
Relationships	4.4	4.4	4.4	3.1	3.1	3.1	3.1	3.1	3.1	3.1	3.1	3.1
Same-sex relationships	0.0	0.0	0.0	0.0	0.0	0.0	0.0	0.0	0.0	0.0	0.0	0.0
Divorce	2.5	2.5	2.5	2.5	2.5	2.5	2.5	2.5	2.5	2.5	2.5	2.5
Inheritance rights	5.0	5.0	5.0	0.0	0.0	0.0	0.0	0.0	0.0	0.0	0.0	0.0
Female genital mutilation	10.0	10.0	10.0	10.0	10.0	10.0	10.0	10.0	10.0	10.0	10.0	10.0

Note: The data source V-Dem = Varieties of Democracy; the data source CLD = Civil Liberty Dataset.

Ranking
104

MOZAMBIQUE

SUB-SAHARAN AFRICA

Score
6.80

PERSONAL FREEDOM Ranking 93/165 Score 7.27

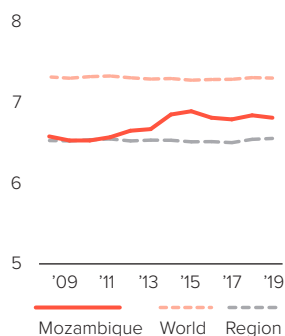


ECONOMIC FREEDOM Ranking 132/165 Score 6.15

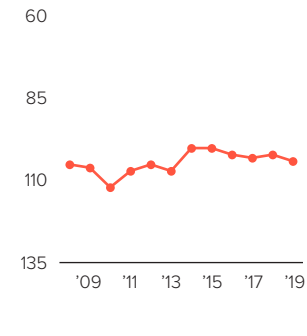


HUMAN FREEDOM

Score over time



Ranking over time



MOZAMBIQUE

SUB-SAHARAN AFRICA

	2008	2009	2010	2011	2012	2013	2014	2015	2016	2017	2018	2019
Human freedom	6.57	6.52	6.52	6.56	6.64	6.66	6.84	6.88	6.80	6.78	6.83	6.80
Ranking	105	106	112	107	105	107	100	100	102	103	102	104
Economic freedom	5.78	5.58	5.53	5.60	5.85	5.71	5.62	5.51	5.58	5.78	6.11	6.15
Personal freedom	7.14	7.19	7.22	7.25	7.22	7.35	7.71	7.86	7.68	7.50	7.35	7.27
Rule of law	4.2	4.3	4.4	4.3	4.3	3.9	3.9	3.9	3.5	3.5	3.5	3.5
Procedural justice	-	-	-	-	-	-	-	-	-	2.6	2.6	2.6
Civil justice	-	-	-	-	-	-	-	-	-	4.6	4.6	4.6
Criminal justice	-	-	-	-	-	-	-	-	-	3.4	3.3	3.3
Security and safety	8.6	8.7	8.7	8.9	8.7	8.0	8.3	8.5	7.7	8.4	7.7	7.0
Homicide	8.7	9.0	9.0	9.0	9.0	9.0	9.0	9.0	9.0	9.0	9.0	9.0
Disappearances, conflicts, terrorism	8.4	8.4	8.4	8.7	8.4	7.1	7.6	7.9	6.3	7.7	6.3	5.0
Movement	8.2	8.2	8.4	8.4	8.4	8.4	8.4	9.5	9.5	8.0	8.0	8.0
Freedom of movement (V-Dem)	8.9	8.9	9.2	9.2	9.2	9.2	9.2	9.0	9.0	8.5	8.5	8.6
Freedom of movement (CLD)	7.5	7.5	7.5	7.5	7.5	7.5	7.5	10.0	10.0	7.5	7.5	7.5
Religion	8.9	8.9	8.9	8.9	8.9	9.6	9.6	9.5	9.5	8.9	8.9	8.9
Freedom of religion	8.5	8.5	8.5	8.4	8.4	9.8	9.8	9.6	9.6	8.4	8.4	8.2
Religious organization repression	9.4	9.4	9.4	9.4	9.4	9.4	9.4	9.4	9.4	9.4	9.4	9.6
Association, assembly, civil society	7.3	7.5	7.3	7.5	7.5	7.3	7.3	7.2	7.3	7.2	7.2	7.3
Civil society entry and exit	8.3	8.3	8.3	8.3	8.3	8.3	8.3	8.3	7.6	7.9	7.9	8.1
Freedom of assembly	5.7	6.5	5.7	6.5	6.5	5.7	5.7	5.3	6.2	5.8	5.8	5.5
Freedom to form/run political parties	9.1	9.1	9.0	9.0	9.0	9.2	9.2	9.3	9.1	8.9	8.9	8.9
Civil society repression	6.2	6.2	6.2	6.2	6.2	6.1	6.1	6.1	6.2	6.2	6.2	6.8
Expression and information	7.7	7.8	7.8	7.8	7.8	8.0	7.7	7.6	7.5	7.1	6.8	6.7
Press killed	10.0	10.0	10.0	10.0	10.0	10.0	10.0	10.0	10.0	10.0	10.0	10.0
Press jailed	10.0	10.0	10.0	10.0	10.0	10.0	10.0	10.0	10.0	10.0	10.0	10.0
Academic and cultural expression	7.5	7.5	7.5	7.5	7.5	7.5	7.5	5.0	5.0	5.0	5.0	5.0
Harassment of journalists	7.3	7.2	7.0	7.0	7.0	7.0	7.0	6.8	6.4	6.4	5.2	4.8
Government censorship effort	6.6	6.6	6.6	6.6	6.6	7.4	7.0	7.4	7.4	5.9	5.9	5.4
Internet censorship effort	9.7	9.5	9.5	9.5	9.5	9.7	9.7	9.7	9.7	9.7	9.7	9.7
Media self-censorship	4.8	4.8	5.2	5.2	5.2	5.5	5.2	5.5	5.8	5.8	4.4	5.0
Media freedom	7.6	7.6	7.4	7.4	7.4	7.4	7.2	7.6	7.6	6.0	6.2	6.2
Freedom of expression	6.0	6.8	7.2	7.2	7.2	7.2	6.0	6.8	5.5	5.0	5.0	4.5
Relationships	5.0	5.0	5.0	5.0	5.0	6.2	8.8	8.8	8.8	9.4	9.4	9.4
Same-sex relationships	0.0	0.0	0.0	0.0	0.0	0.0	10.0	10.0	10.0	10.0	10.0	10.0
Divorce	10.0	10.0	10.0	10.0	10.0	10.0	10.0	10.0	10.0	10.0	10.0	10.0
Inheritance rights	0.0	0.0	0.0	0.0	0.0	5.0	5.0	5.0	5.0	7.5	7.5	7.5
Female genital mutilation	10.0	10.0	10.0	10.0	10.0	10.0	10.0	10.0	10.0	10.0	10.0	10.0

Note: The data source V-Dem = Varieties of Democracy; the data source CLD = Civil Liberty Dataset.

Ranking
141

MYANMAR

SOUTH ASIA

Score
5.78

PERSONAL FREEDOM Ranking 133/165 Score 5.72

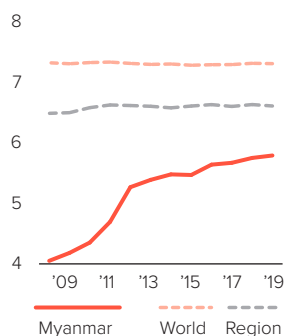


ECONOMIC FREEDOM Ranking 143/165 Score 5.94

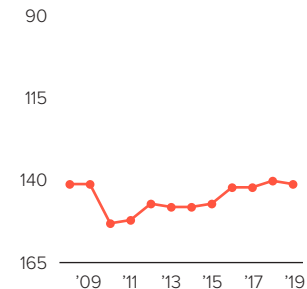


HUMAN FREEDOM

Score over time



Ranking over time



MYANMAR

SOUTH ASIA

	2008	2009	2010	2011	2012	2013	2014	2015	2016	2017	2018	2019
Human freedom	4.05	4.18	4.35	4.69	5.26	5.38	5.47	5.46	5.63	5.66	5.74	5.78
Ranking	141	141	153	152	147	148	148	147	142	142	140	141
Economic freedom	3.66	4.00	3.97	4.21	5.36	5.63	5.75	5.58	5.77	5.95	5.88	5.94
Personal freedom	4.33	4.32	4.62	5.04	5.18	5.20	5.26	5.37	5.54	5.60	5.71	5.72
Rule of law	2.8	2.8	2.8	2.9	3.1	3.1	3.2	3.0	3.0	2.7	2.7	2.7
Procedural justice	-	-	-	-	2.1	2.5	2.3	2.4	2.4	1.7	1.7	1.7
Civil justice	-	-	-	-	3.9	3.7	4.2	3.7	3.7	3.6	3.7	3.7
Criminal justice	-	-	-	-	3.2	3.0	3.2	2.9	2.9	2.9	2.7	2.7
Security and safety	7.2	7.1	7.4	7.5	7.1	7.4	7.8	7.5	8.0	7.4	7.9	7.4
Homicide	9.5	9.5	9.5	9.4	9.2	9.3	9.3	9.4	9.3	9.3	9.3	9.3
Disappearances, conflicts, terrorism	5.0	4.7	5.2	5.6	5.0	5.5	6.3	5.7	6.7	5.5	6.4	5.5
Movement	4.5	4.5	4.8	5.1	5.2	5.2	5.2	5.6	5.5	5.6	5.6	5.6
Freedom of movement (V-Dem)	3.9	3.9	4.7	5.2	5.5	5.5	5.4	6.1	6.0	6.2	6.2	6.2
Freedom of movement (CLD)	5.0	5.0	5.0	5.0	5.0	5.0	5.0	5.0	5.0	5.0	5.0	5.0
Religion	4.1	4.1	4.4	5.3	5.4	5.3	5.4	5.6	5.5	5.3	6.1	6.0
Freedom of religion	5.0	5.0	5.1	5.0	4.8	4.8	4.9	5.1	5.1	4.9	5.3	5.2
Religious organization repression	3.3	3.3	3.8	5.5	6.0	5.8	5.8	6.2	5.8	5.8	6.8	6.8
Association, assembly, civil society	2.4	2.4	3.3	4.3	4.8	5.4	5.5	5.6	6.2	6.3	6.2	6.2
Civil society entry and exit	0.8	0.8	1.8	4.0	4.5	4.1	4.3	4.5	5.3	5.3	5.3	5.3
Freedom of assembly	2.0	2.0	2.0	2.3	2.3	3.8	3.8	3.8	4.7	5.0	5.0	4.7
Freedom to form/run political parties	5.1	5.1	6.5	7.1	7.7	8.6	8.6	8.7	8.5	8.4	8.2	8.4
Civil society repression	1.9	1.9	2.9	3.9	4.8	5.0	5.2	5.2	6.4	6.6	6.6	6.6
Expression and information	2.4	2.4	2.8	3.9	4.4	5.0	4.7	5.4	5.6	5.6	5.2	5.8
Press killed	9.4	9.4	9.4	9.4	10.0	10.0	9.4	9.4	8.9	8.3	8.3	8.9
Press jailed	0.0	0.0	0.0	0.0	0.0	0.0	0.0	0.0	2.1	0.7	0.0	4.0
Academic and cultural expression	5.0	5.0	5.0	5.0	5.0	5.0	2.5	5.0	5.0	5.0	2.5	2.5
Harassment of journalists	1.2	1.4	2.0	2.9	3.8	4.2	4.3	4.6	4.9	5.0	5.3	5.0
Government censorship effort	0.4	0.4	0.4	2.7	4.2	4.3	4.6	6.1	6.2	6.2	6.2	7.1
Internet censorship effort	1.9	1.9	2.7	5.5	6.9	8.1	8.1	8.4	8.9	8.7	8.8	8.8
Media self-censorship	1.0	1.0	1.3	2.6	2.6	3.4	3.4	4.4	4.4	5.2	4.8	5.3
Media freedom	0.9	0.9	2.3	5.1	5.2	5.2	5.2	5.2	5.9	5.9	5.4	6.0
Freedom of expression	1.8	1.8	1.8	1.8	2.2	5.0	4.5	5.0	4.5	5.0	5.0	4.5
Relationships	6.9	6.9	6.9	6.2	6.2	5.0	5.0	5.0	5.0	6.2	6.2	6.2
Same-sex relationships	5.0	5.0	5.0	5.0	5.0	5.0	5.0	5.0	5.0	5.0	5.0	5.0
Divorce	2.5	2.5	2.5	2.5	2.5	2.5	2.5	2.5	2.5	2.5	2.5	2.5
Inheritance rights	10.0	10.0	10.0	7.5	7.5	2.5	2.5	2.5	2.5	7.5	7.5	7.5
Female genital mutilation	10.0	10.0	10.0	10.0	10.0	10.0	10.0	10.0	10.0	10.0	10.0	10.0

Note: The data source V-Dem = Varieties of Democracy; the data source CLD = Civil Liberty Dataset.

Ranking
66

NAMIBIA

SUB-SAHARAN AFRICA

Score
7.56

PERSONAL FREEDOM

Ranking
53/165

Score
8.12



ECONOMIC FREEDOM

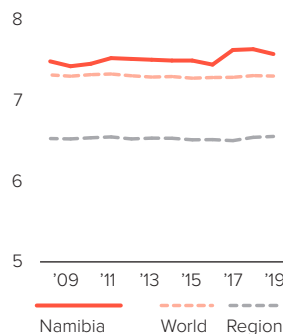
Ranking
95/165

Score
6.76

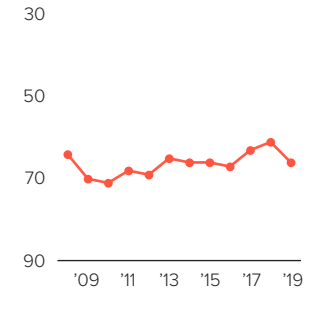


HUMAN FREEDOM

Score over time



Ranking over time



NAMIBIA

SUB-SAHARAN AFRICA

	2008	2009	2010	2011	2012	2013	2014	2015	2016	2017	2018	2019
Human freedom	7.47	7.41	7.44	7.51	7.50	7.49	7.48	7.48	7.43	7.61	7.62	7.56
Ranking	64	70	71	68	69	65	66	66	67	63	61	66
Economic freedom	6.78	6.78	6.72	6.61	6.69	6.61	6.63	6.65	6.45	6.73	6.80	6.76
Personal freedom	7.96	7.86	7.95	8.15	8.08	8.12	8.09	8.08	8.13	8.23	8.21	8.12
Rule of law	5.7	5.5	5.4	5.4	5.6	5.6	5.4	5.5	5.8	6.0	6.1	6.1
Procedural justice	-	-	-	-	-	-	-	-	-	6.0	6.2	6.2
Civil justice	-	-	-	-	-	-	-	-	-	6.6	6.7	6.7
Criminal justice	-	-	-	-	-	-	-	-	-	5.4	5.5	5.5
Security and safety	7.2	7.0	7.5	7.6	7.0	7.0	7.0	7.0	7.0	7.0	7.0	7.0
Homicide	5.1	4.7	5.8	6.0	4.8	4.8	4.8	4.8	4.8	4.8	4.8	4.8
Disappearances, conflicts, terrorism	9.2	9.2	9.2	9.2	9.2	9.2	9.2	9.2	9.2	9.1	9.1	9.2
Movement	9.7	9.7	9.7	9.7	9.7	9.7	9.7	9.7	9.7	9.7	9.8	9.8
Freedom of movement (V-Dem)	9.5	9.5	9.5	9.5	9.5	9.5	9.5	9.5	9.5	9.3	9.5	9.5
Freedom of movement (CLD)	10.0	10.0	10.0	10.0	10.0	10.0	10.0	10.0	10.0	10.0	10.0	10.0
Religion	9.9	9.9	9.9	9.9	9.9	9.9	9.9	9.7	9.7	9.8	9.8	9.6
Freedom of religion	9.9	9.9	9.9	9.9	9.9	9.9	9.9	9.6	9.6	9.8	9.8	9.8
Religious organization repression	9.9	9.9	9.9	9.9	9.9	9.9	9.9	9.9	9.9	9.9	9.9	9.3
Association, assembly, civil society	9.4	9.2	9.3	9.4	9.4	9.5	9.5	9.5	9.5	9.4	9.0	8.8
Civil society entry and exit	9.4	9.4	9.4	9.4	9.4	9.4	9.4	9.4	9.4	9.3	9.0	8.7
Freedom of assembly	8.8	8.5	8.5	8.8	8.8	9.3	9.3	9.3	9.3	9.3	8.5	8.5
Freedom to form/run political parties	9.6	9.5	9.6	9.6	9.6	9.6	9.6	9.6	9.6	9.4	9.2	8.8
Civil society repression	9.6	9.6	9.6	9.6	9.6	9.6	9.6	9.6	9.6	9.3	9.3	9.1
Expression and information	8.3	8.1	8.2	8.3	8.1	8.2	8.2	8.2	8.3	8.3	8.3	8.1
Press killed	10.0	10.0	10.0	10.0	10.0	10.0	10.0	10.0	10.0	10.0	10.0	10.0
Press jailed	10.0	10.0	10.0	10.0	10.0	10.0	10.0	10.0	10.0	10.0	10.0	10.0
Academic and cultural expression	7.5	7.5	7.5	7.5	7.5	7.5	7.5	7.5	7.5	7.5	7.5	7.5
Harassment of journalists	8.1	8.1	8.1	8.1	8.1	8.0	8.0	8.0	8.0	8.0	8.6	8.6
Government censorship effort	7.4	7.4	7.4	7.4	7.4	7.4	7.4	7.4	8.1	6.7	6.7	6.7
Internet censorship effort	9.8	9.8	9.8	9.8	9.8	9.8	9.8	9.8	9.8	9.8	9.8	8.5
Media self-censorship	6.3	6.3	6.3	6.3	6.3	6.3	6.3	6.3	6.3	6.3	5.8	5.8
Media freedom	7.0	7.0	7.0	7.0	7.0	7.0	7.0	7.0	7.0	7.0	7.0	7.0
Freedom of expression	8.2	6.5	7.8	8.2	7.0	8.2	7.8	7.8	7.8	9.0	9.0	9.0
Relationships	5.6	5.6	5.6	6.9	6.9	6.9	6.9	6.9	6.9	7.5	7.5	7.5
Same-sex relationships	5.0	5.0	5.0	5.0	5.0	5.0	5.0	5.0	5.0	5.0	5.0	5.0
Divorce	7.5	7.5	7.5	7.5	7.5	7.5	7.5	7.5	7.5	7.5	7.5	7.5
Inheritance rights	0.0	0.0	0.0	5.0	5.0	5.0	5.0	5.0	5.0	7.5	7.5	7.5
Female genital mutilation	10.0	10.0	10.0	10.0	10.0	10.0	10.0	10.0	10.0	10.0	10.0	10.0

Note: The data source V-Dem = Varieties of Democracy; the data source CLD = Civil Liberty Dataset.

Ranking
84

NEPAL

SOUTH ASIA

Score
7.12

PERSONAL FREEDOM Ranking 86/165 Score 7.41

Rule of law **4.3**

- Procedural justice 3.8
- Civil justice 4.8
- Criminal justice 4.4

Security and safety **9.0**

- Homicide 9.3
- Disappearances, conflicts, terrorism 8.7

Movement **7.9**

- Freedom of movement (V-Dem) 8.2
- Freedom of movement (CLD) 7.5

Religion **8.5**

- Freedom of religion 7.7
- Religious organization repression 9.3

Association, assembly, civil society **8.0**

- Civil society entry and exit 7.2
- Freedom of assembly 7.3
- Freedom to form/run political parties 9.6
- Civil society repression 7.9

Expression and information **7.3**

- Press killed 10.0
- Press jailed 10.0
- Academic and cultural expression 5.0
- Harassment of journalists 6.9
- Government censorship effort 7.4
- Internet censorship effort 7.3
- Media self-censorship 5.6
- Media freedom 7.0
- Freedom of expression 6.5

Relationships **6.9**

- Same-sex relationships 10.0
- Divorce 0.0
- Inheritance rights 7.5
- Female genital mutilation 10.0

ECONOMIC FREEDOM Ranking 99/165 Score 6.71

Size of government **7.6**

- Government consumption 7.6
- Transfers and subsidies 9.2
- Government investment 8.5
- Top marginal tax rate 5.0
- State ownership of assets 7.8

Legal system and property rights **5.0**

- Judicial independence 5.1
- Impartial courts 3.8
- Protection of property rights 4.7
- Military interference -
- Integrity of the legal system 5.9
- Legal enforcement of contracts 3.3
- Regulatory costs 8.0
- Reliability of police 5.1

Sound money **7.0**

- Money growth 9.8
- Standard deviation of inflation 9.4
- Inflation: Most recent year 8.9
- Freedom to own foreign currency 0.0

Freedom to trade internationally **6.6**

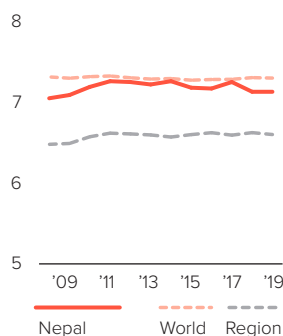
- Tariffs 5.9
- Regulatory trade barriers 6.4
- Black-market exchange rates 10.0
- Movement of capital and people 3.9

Regulation **7.4**

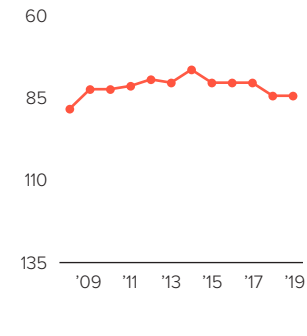
- Credit market regulations 9.0
- Labor market regulations 6.5
- Business regulations 6.6

HUMAN FREEDOM

Score over time



Ranking over time



NEPAL

SOUTH ASIA

	2008	2009	2010	2011	2012	2013	2014	2015	2016	2017	2018	2019
Human freedom	7.04	7.08	7.18	7.25	7.24	7.21	7.25	7.17	7.16	7.24	7.12	7.12
Ranking	88	82	82	81	79	80	76	80	80	80	84	84
Economic freedom	6.51	6.39	6.64	6.55	6.54	6.70	6.76	6.57	6.57	6.72	6.67	6.71
Personal freedom	7.42	7.57	7.57	7.75	7.73	7.57	7.61	7.60	7.58	7.62	7.44	7.41
Rule of law	5.0	5.0	5.0	5.0	4.4	4.3	4.2	4.3	4.3	4.6	4.3	4.3
Procedural justice	5.5	5.5	5.5	5.5	4.9	4.3	3.9	3.9	3.9	4.6	3.8	3.8
Civil justice	4.3	4.3	4.3	4.3	4.2	4.2	4.2	4.7	4.7	4.7	4.8	4.8
Criminal justice	5.4	5.4	5.4	5.4	4.3	4.2	4.4	4.3	4.3	4.4	4.4	4.4
Security and safety	8.0	8.6	8.9	8.9	9.1	8.8	9.1	9.1	8.7	9.0	9.1	9.0
Homicide	9.0	9.1	9.1	9.3	9.3	9.4	9.4	9.4	9.3	9.3	9.3	9.3
Disappearances, conflicts, terrorism	7.0	8.2	8.7	8.4	8.8	8.3	8.8	8.8	8.0	8.6	8.8	8.7
Movement	8.3	8.4	8.4	8.4	8.4	8.0	8.1	8.2	8.2	8.1	8.0	7.9
Freedom of movement (V-Dem)	9.1	9.2	9.2	9.2	9.3	8.5	8.7	8.8	8.9	8.8	8.5	8.2
Freedom of movement (CLD)	7.5	7.5	7.5	7.5	7.5	7.5	7.5	7.5	7.5	7.5	7.5	7.5
Religion	9.0	9.0	9.1	9.0	9.0	9.0	8.8	8.7	8.6	8.8	8.6	8.5
Freedom of religion	8.4	8.4	8.5	8.4	8.4	8.3	8.0	7.9	7.9	7.9	7.9	7.7
Religious organization repression	9.7	9.7	9.6	9.6	9.6	9.6	9.6	9.5	9.2	9.6	9.3	9.3
Association, assembly, civil society	8.4	8.5	8.3	8.5	8.5	8.4	8.4	8.0	8.1	8.0	7.7	8.0
Civil society entry and exit	8.4	8.4	7.8	8.6	8.6	8.2	8.2	7.6	8.0	7.6	7.5	7.2
Freedom of assembly	6.2	6.5	6.5	6.5	6.5	6.5	6.5	5.7	5.7	6.2	6.2	7.3
Freedom to form/run political parties	9.7	9.7	9.7	9.7	9.7	9.7	9.7	9.7	9.7	9.8	9.8	9.6
Civil society repression	9.3	9.3	9.3	9.3	9.3	9.3	9.3	8.9	8.9	8.6	7.5	7.9
Expression and information	6.9	7.2	7.1	7.0	7.2	7.0	7.2	7.5	7.7	8.0	7.5	7.3
Press killed	4.3	4.4	2.2	2.2	3.4	4.5	5.6	8.9	8.9	10.0	10.0	10.0
Press jailed	6.2	9.0	10.0	10.0	10.0	10.0	10.0	10.0	10.0	10.0	10.0	10.0
Academic and cultural expression	5.0	5.0	5.0	5.0	5.0	5.0	5.0	5.0	5.0	7.5	5.0	5.0
Harassment of journalists	8.3	8.4	8.4	8.4	8.6	7.5	7.7	7.4	8.7	8.1	7.6	6.9
Government censorship effort	9.3	9.1	9.0	9.0	8.8	8.1	8.1	8.1	8.8	8.8	7.6	7.4
Internet censorship effort	9.1	9.1	9.1	9.1	9.1	9.0	9.0	9.1	9.0	9.0	9.0	7.3
Media self-censorship	5.6	5.6	5.4	5.4	5.4	5.6	5.6	5.6	5.8	5.8	5.6	5.6
Media freedom	8.7	8.8	8.5	8.5	8.5	7.3	7.3	7.3	7.5	7.0	7.0	7.0
Freedom of expression	5.5	5.5	6.0	5.5	6.0	6.0	6.0	6.0	6.0	6.0	5.5	6.5
Relationships	6.2	6.2	6.2	7.5	7.5	7.5	7.5	7.5	7.5	6.9	6.9	6.9
Same-sex relationships	10.0	10.0	10.0	10.0	10.0	10.0	10.0	10.0	10.0	10.0	10.0	10.0
Divorce	0.0	0.0	0.0	0.0	0.0	0.0	0.0	0.0	0.0	0.0	0.0	0.0
Inheritance rights	5.0	5.0	5.0	10.0	10.0	10.0	10.0	10.0	10.0	7.5	7.5	7.5
Female genital mutilation	10.0	10.0	10.0	10.0	10.0	10.0	10.0	10.0	10.0	10.0	10.0	10.0

Note: The data source V-Dem = Varieties of Democracy; the data source CLD = Civil Liberty Dataset.

Ranking
11

NETHERLANDS

WESTERN EUROPE

Score
8.78

PERSONAL FREEDOM

Ranking
11/165

Score
9.36



ECONOMIC FREEDOM

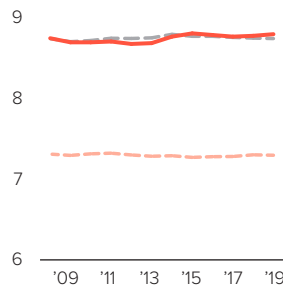
Ranking
19/165

Score
7.96

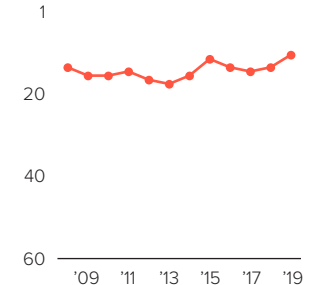


HUMAN FREEDOM

Score over time



Ranking over time



NETHERLANDS

WESTERN EUROPE

	2008	2009	2010	2011	2012	2013	2014	2015	2016	2017	2018	2019
Human freedom	8.73	8.68	8.68	8.69	8.66	8.67	8.75	8.79	8.77	8.75	8.76	8.78
Ranking	14	16	16	15	17	18	16	12	14	15	14	11
Economic freedom	7.88	7.75	7.79	7.84	7.81	7.80	7.94	7.98	7.95	7.92	7.92	7.96
Personal freedom	9.33	9.34	9.31	9.30	9.27	9.29	9.33	9.36	9.36	9.34	9.36	9.36
Rule of law	8.3	8.3	8.3	8.3	8.2	8.2	8.5	8.5	8.5	8.3	8.2	8.2
Procedural justice	8.9	8.9	8.9	8.9	8.7	8.6	8.7	8.9	8.9	8.7	8.6	8.6
Civil justice	8.0	8.0	8.0	8.0	8.4	8.6	8.8	8.7	8.7	8.6	8.5	8.5
Criminal justice	8.0	8.0	8.0	8.0	7.4	7.5	8.0	8.0	8.0	7.6	7.6	7.6
Security and safety	9.6	9.7	9.6	9.6	9.6	9.7	9.7	9.8	9.8	9.8	9.8	9.8
Homicide	9.7	9.7	9.8	9.8	9.8	9.8	9.8	9.8	9.8	9.8	9.8	9.8
Disappearances, conflicts, terrorism	9.5	9.7	9.5	9.5	9.5	9.5	9.5	9.9	9.8	9.9	9.8	9.8
Movement	9.9	9.9	9.9	9.9	9.8	9.9	9.8	9.8	9.8	9.8	9.8	9.8
Freedom of movement (V-Dem)	9.8	9.8	9.8	9.8	9.7	9.8	9.6	9.6	9.6	9.7	9.6	9.7
Freedom of movement (CLD)	10.0	10.0	10.0	10.0	10.0	10.0	10.0	10.0	10.0	10.0	10.0	10.0
Religion	9.8	9.8	9.7	9.7	9.7	9.6	9.6	9.6	9.6	9.6	9.6	9.6
Freedom of religion	9.9	9.9	9.9	9.9	9.9	9.9	9.9	9.9	9.9	9.9	9.9	9.9
Religious organization repression	9.8	9.8	9.6	9.6	9.6	9.4	9.4	9.4	9.4	9.4	9.4	9.4
Association, assembly, civil society	9.1	9.1	9.1	9.0	9.0	9.0	9.1	9.1	9.1	9.1	9.4	9.4
Civil society entry and exit	7.3	7.3	7.3	7.3	7.3	7.3	7.3	7.3	7.3	7.3	8.6	8.6
Freedom of assembly	10.0	10.0	10.0	10.0	10.0	10.0	10.0	10.0	10.0	10.0	10.0	10.0
Freedom to form/run political parties	9.8	9.8	9.8	9.8	9.8	9.8	9.8	9.8	9.8	9.8	9.8	9.8
Civil society repression	9.2	9.2	9.2	8.8	8.8	8.8	9.2	9.2	9.2	9.2	9.2	9.2
Expression and information	9.3	9.3	9.3	9.3	9.3	9.3	9.3	9.3	9.3	9.3	9.3	9.3
Press killed	10.0	10.0	10.0	10.0	10.0	10.0	10.0	10.0	10.0	10.0	10.0	10.0
Press jailed	10.0	10.0	10.0	10.0	10.0	10.0	10.0	10.0	10.0	10.0	10.0	10.0
Academic and cultural expression	10.0	10.0	10.0	10.0	10.0	10.0	10.0	10.0	10.0	10.0	10.0	10.0
Harassment of journalists	8.9	8.9	8.9	8.9	8.9	8.9	8.9	8.9	8.9	8.9	8.9	8.9
Government censorship effort	9.7	9.7	9.4	9.4	9.4	9.4	9.4	9.4	9.4	9.4	9.4	9.4
Internet censorship effort	9.9	9.9	9.9	9.9	9.9	9.9	9.9	9.9	9.9	9.9	9.9	9.9
Media self-censorship	7.2	7.2	7.2	7.2	7.2	7.2	7.2	7.2	7.2	7.2	6.9	6.9
Media freedom	8.2	8.2	8.2	8.2	8.2	8.2	8.2	8.2	8.2	8.2	8.2	8.2
Freedom of expression	10.0	10.0	10.0	10.0	10.0	10.0	10.0	10.0	10.0	10.0	10.0	10.0
Relationships	9.2	9.2	9.2	9.2	9.2	9.4	9.4	9.4	9.4	9.4	9.4	9.4
Same-sex relationships	10.0	10.0	10.0	10.0	10.0	10.0	10.0	10.0	10.0	10.0	10.0	10.0
Divorce	7.5	7.5	7.5	7.5	7.5	7.5	7.5	7.5	7.5	7.5	7.5	7.5
Inheritance rights	10.0	10.0	10.0	10.0	10.0	10.0	10.0	10.0	10.0	10.0	10.0	10.0
Female genital mutilation	9.5	9.5	9.5	9.5	9.5	10.0	10.0	10.0	10.0	10.0	10.0	10.0

Note: The data source V-Dem = Varieties of Democracy; the data source CLD = Civil Liberty Dataset.

Ranking
2

NEW ZEALAND

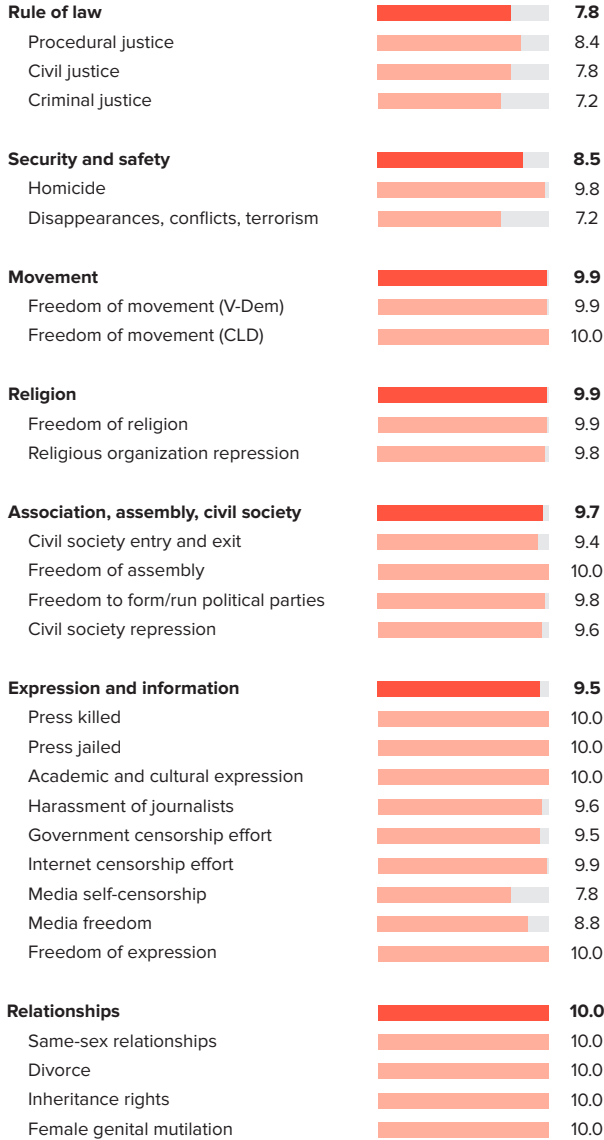
OCEANIA

Score
9.01

PERSONAL FREEDOM

Ranking
12/165

Score
9.33



ECONOMIC FREEDOM

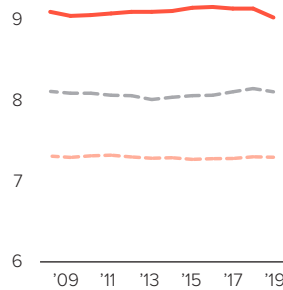
Ranking
3/165

Score
8.56

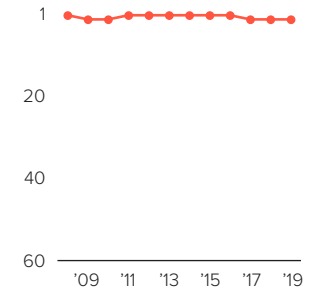


HUMAN FREEDOM

Score over time



Ranking over time



NEW ZEALAND

OCEANIA

	2008	2009	2010	2011	2012	2013	2014	2015	2016	2017	2018	2019
Human freedom	9.08	9.03	9.04	9.06	9.08	9.08	9.09	9.13	9.14	9.12	9.12	9.01
Ranking	1	2	2	1	1	1	1	1	1	2	2	2
Economic freedom	8.42	8.31	8.31	8.36	8.50	8.48	8.53	8.60	8.62	8.60	8.56	8.56
Personal freedom	9.55	9.54	9.55	9.55	9.50	9.51	9.49	9.50	9.50	9.49	9.52	9.33
Rule of law	8.1	8.1	8.1	8.1	7.7	7.9	7.8	7.9	7.9	7.7	7.8	7.8
Procedural justice	8.7	8.7	8.7	8.7	8.5	8.2	8.1	8.4	8.4	8.2	8.4	8.4
Civil justice	7.6	7.6	7.6	7.6	7.4	7.8	7.8	7.9	7.9	7.8	7.8	7.8
Criminal justice	7.9	7.9	7.9	7.9	7.2	7.7	7.5	7.4	7.4	7.2	7.2	7.2
Security and safety	9.8	9.8	9.8	9.8	9.8	9.8	9.8	9.8	9.8	9.9	9.9	8.5
Homicide	9.6	9.6	9.7	9.7	9.7	9.7	9.7	9.7	9.7	9.8	9.8	9.8
Disappearances, conflicts, terrorism	9.9	9.9	9.9	9.9	9.9	9.9	9.9	9.9	9.9	9.9	9.9	7.2
Movement	9.9	9.9	9.9	9.9	9.9	9.9	9.9	9.9	9.9	9.9	9.9	9.9
Freedom of movement (V-Dem)	9.9	9.9	9.9	9.9	9.9	9.9	9.9	9.9	9.9	9.9	9.9	9.9
Freedom of movement (CLD)	10.0	10.0	10.0	10.0	10.0	10.0	10.0	10.0	10.0	10.0	10.0	10.0
Religion	9.9	9.9	9.9	9.9	9.9	9.9	9.9	9.9	9.9	9.9	9.9	9.9
Freedom of religion	9.9	9.9	9.9	9.9	9.9	9.9	9.9	9.9	9.9	9.9	9.9	9.9
Religious organization repression	9.8	9.8	9.8	9.8	9.8	9.8	9.8	9.8	9.8	9.8	9.8	9.8
Association, assembly, civil society	9.7	9.7	9.7	9.7	9.7	9.7	9.7	9.7	9.7	9.7	9.7	9.7
Civil society entry and exit	9.4	9.4	9.4	9.4	9.4	9.4	9.4	9.4	9.4	9.4	9.4	9.4
Freedom of assembly	10.0	10.0	10.0	10.0	10.0	10.0	10.0	10.0	10.0	10.0	10.0	10.0
Freedom to form/run political parties	9.8	9.8	9.8	9.8	9.8	9.8	9.8	9.8	9.8	9.8	9.8	9.8
Civil society repression	9.6	9.6	9.6	9.6	9.6	9.6	9.6	9.6	9.6	9.6	9.6	9.6
Expression and information	9.4	9.4	9.4	9.4	9.4	9.3	9.3	9.3	9.3	9.3	9.4	9.5
Press killed	10.0	10.0	10.0	10.0	10.0	10.0	10.0	10.0	10.0	10.0	10.0	10.0
Press jailed	10.0	10.0	10.0	10.0	10.0	10.0	10.0	10.0	10.0	10.0	10.0	10.0
Academic and cultural expression	10.0	10.0	10.0	10.0	10.0	10.0	10.0	10.0	10.0	10.0	10.0	10.0
Harassment of journalists	9.6	9.6	9.6	9.6	9.6	9.6	9.6	9.6	9.6	9.6	9.6	9.6
Government censorship effort	9.5	9.5	9.5	9.5	9.5	9.5	9.5	9.5	9.5	9.5	9.5	9.5
Internet censorship effort	9.9	9.9	9.9	9.9	9.9	9.9	9.9	9.9	9.9	9.9	9.9	9.9
Media self-censorship	8.0	8.0	7.9	7.9	7.9	7.1	6.8	7.2	7.2	7.2	7.2	7.8
Media freedom	8.1	8.1	8.1	8.1	8.1	7.7	7.7	7.7	7.7	7.7	8.8	8.8
Freedom of expression	10.0	10.0	10.0	10.0	10.0	10.0	10.0	10.0	10.0	10.0	10.0	10.0
Relationships	10.0	10.0	10.0	10.0	10.0	10.0	10.0	10.0	10.0	10.0	10.0	10.0
Same-sex relationships	10.0	10.0	10.0	10.0	10.0	10.0	10.0	10.0	10.0	10.0	10.0	10.0
Divorce	10.0	10.0	10.0	10.0	10.0	10.0	10.0	10.0	10.0	10.0	10.0	10.0
Inheritance rights	10.0	10.0	10.0	10.0	10.0	10.0	10.0	10.0	10.0	10.0	10.0	10.0
Female genital mutilation	10.0	10.0	10.0	10.0	10.0	10.0	10.0	10.0	10.0	10.0	10.0	10.0

Note: The data source V-Dem = Varieties of Democracy; the data source CLD = Civil Liberty Dataset.

Ranking
125

NICARAGUA

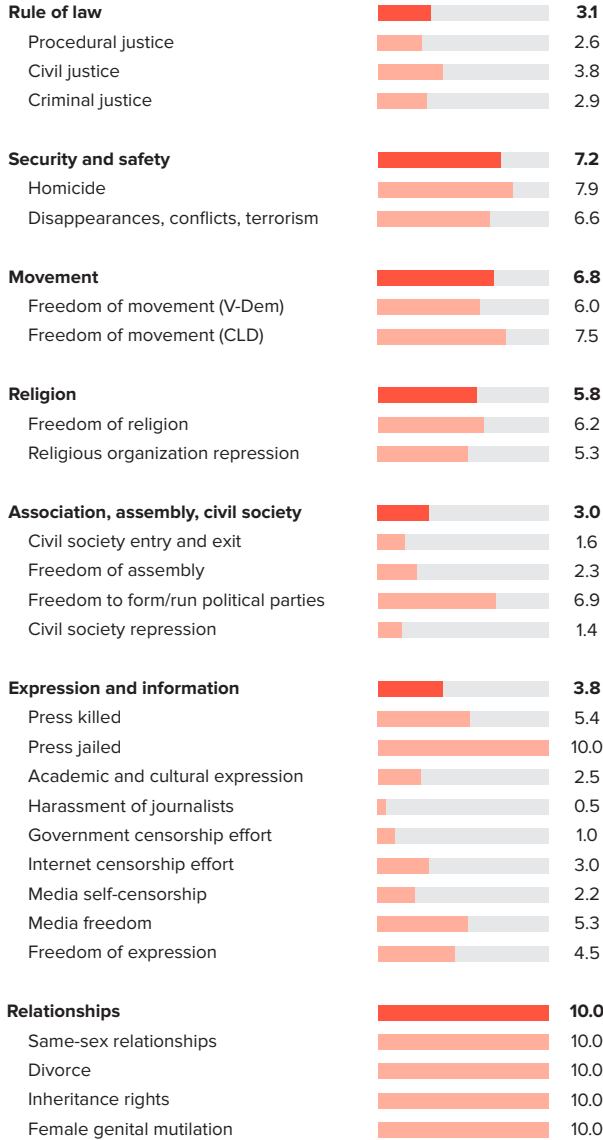
LATIN AMERICA & THE CARIBBEAN

Score
6.24

PERSONAL FREEDOM

Ranking
134/165

Score
5.67



ECONOMIC FREEDOM

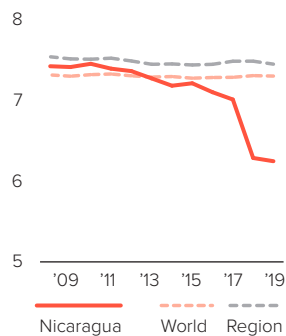
Ranking
82/165

Score
7.04

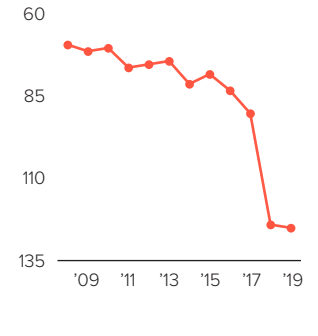


HUMAN FREEDOM

Score over time



Ranking over time



NICARAGUA

LATIN AMERICA & THE CARIBBEAN

	2008	2009	2010	2011	2012	2013	2014	2015	2016	2017	2018	2019
Human freedom	7.41	7.40	7.44	7.38	7.35	7.26	7.17	7.20	7.09	7.00	6.28	6.24
Ranking	69	71	70	76	75	74	81	78	83	90	124	125
Economic freedom	7.15	7.09	7.20	7.28	7.33	7.30	7.25	7.19	7.21	7.10	7.08	7.04
Personal freedom	7.60	7.63	7.62	7.45	7.37	7.23	7.12	7.21	7.00	6.93	5.72	5.67
Rule of law	4.3	4.3	4.3	4.3	3.8	3.6	3.4	3.8	3.8	3.2	3.1	3.1
Procedural justice	4.5	4.5	4.5	4.5	4.0	3.8	3.4	4.0	4.0	2.7	2.6	2.6
Civil justice	4.2	4.2	4.2	4.2	3.7	3.6	3.7	3.9	3.9	4.1	3.8	3.8
Criminal justice	4.2	4.2	4.2	4.2	3.5	3.3	3.2	3.4	3.4	2.8	2.9	2.9
Security and safety	7.6	7.5	7.5	7.6	7.8	8.0	7.8	8.2	8.4	8.3	7.0	7.2
Homicide	6.2	5.9	6.0	6.3	6.7	7.1	7.5	7.5	7.9	7.9	7.9	7.9
Disappearances, conflicts, terrorism	9.1	9.1	9.0	9.0	9.0	9.0	8.2	9.0	9.0	8.7	6.1	6.6
Movement	9.7	9.7	9.6	9.6	9.6	9.6	9.6	9.6	8.4	8.1	6.8	6.8
Freedom of movement (V-Dem)	9.3	9.3	9.2	9.2	9.2	9.2	9.2	9.2	9.2	8.6	6.1	6.0
Freedom of movement (CLD)	10.0	10.0	10.0	10.0	10.0	10.0	10.0	10.0	7.5	7.5	7.5	7.5
Religion	9.1	8.5	8.5	8.5	8.5	8.5	8.5	8.4	8.4	8.1	5.9	5.8
Freedom of religion	9.8	8.5	8.5	8.5	8.5	8.5	8.5	8.4	8.4	8.1	6.4	6.2
Religious organization repression	8.5	8.5	8.5	8.5	8.5	8.5	8.5	8.5	8.5	8.1	5.3	5.3
Association, assembly, civil society	6.8	6.8	6.8	6.8	6.6	5.7	5.3	5.3	5.1	5.0	3.4	3.0
Civil society entry and exit	5.7	5.7	5.7	5.7	5.7	3.5	3.5	3.5	3.3	3.6	1.6	1.6
Freedom of assembly	6.8	6.5	6.5	6.5	6.5	6.5	5.7	5.7	5.7	5.3	3.7	2.3
Freedom to form/run political parties	8.9	8.9	8.9	8.9	8.9	8.0	8.0	8.0	7.6	7.3	7.2	6.9
Civil society repression	5.9	5.9	5.9	5.9	5.3	4.9	4.0	4.0	4.0	3.9	1.4	1.4
Expression and information	5.6	6.6	6.6	6.6	6.6	6.4	6.4	6.4	6.1	5.8	3.7	3.8
Press killed	0.0	10.0	10.0	10.0	10.0	10.0	10.0	10.0	10.0	10.0	5.4	5.4
Press jailed	10.0	10.0	10.0	10.0	10.0	10.0	10.0	10.0	10.0	10.0	10.0	10.0
Academic and cultural expression	5.0	5.0	5.0	5.0	5.0	5.0	5.0	5.0	2.5	2.5	2.5	2.5
Harassment of journalists	6.5	6.2	6.2	6.2	6.0	5.0	5.0	4.7	4.7	4.1	0.5	0.5
Government censorship effort	4.7	4.7	4.3	4.3	4.3	4.8	4.8	4.8	4.8	4.0	1.0	1.0
Internet censorship effort	8.0	8.0	8.0	8.0	8.0	6.2	6.2	6.2	6.2	6.3	1.3	3.0
Media self-censorship	4.9	4.9	4.9	4.9	4.9	5.0	5.0	5.0	5.0	4.2	1.8	2.2
Media freedom	5.1	5.1	5.1	5.1	5.1	5.9	5.9	5.9	5.9	5.6	5.6	5.3
Freedom of expression	6.5	6.0	6.0	6.0	6.0	6.0	6.0	6.0	6.0	5.5	5.5	4.5
Relationships	10.0	10.0	10.0	8.8	8.8	8.8	8.8	8.8	8.8	10.0	10.0	10.0
Same-sex relationships	10.0	10.0	10.0	10.0	10.0	10.0	10.0	10.0	10.0	10.0	10.0	10.0
Divorce	10.0	10.0	10.0	10.0	10.0	10.0	10.0	10.0	10.0	10.0	10.0	10.0
Inheritance rights	10.0	10.0	10.0	5.0	5.0	5.0	5.0	5.0	5.0	10.0	10.0	10.0
Female genital mutilation	10.0	10.0	10.0	10.0	10.0	10.0	10.0	10.0	10.0	10.0	10.0	10.0

Note: The data source V-Dem = Varieties of Democracy; the data source CLD = Civil Liberty Dataset.

Ranking
118

NIGER

SUB-SAHARAN AFRICA

Score
6.41

PERSONAL FREEDOM Ranking 104/165 Score 6.78

Rule of law **3.9**

- Procedural justice 3.5
- Civil justice 4.5
- Criminal justice 3.8

Security and safety **7.0**

- Homicide 8.7
- Disappearances, conflicts, terrorism 5.4

Movement **8.4**

- Freedom of movement (V-Dem) 9.3
- Freedom of movement (CLD) 7.5

Religion **8.4**

- Freedom of religion 9.1
- Religious organization repression 7.7

Association, assembly, civil society **7.2**

- Civil society entry and exit 7.8
- Freedom of assembly 5.3
- Freedom to form/run political parties 9.3
- Civil society repression 6.2

Expression and information **7.6**

- Press killed 10.0
- Press jailed 8.9
- Academic and cultural expression 5.0
- Harassment of journalists 8.7
- Government censorship effort 8.3
- Internet censorship effort 7.7
- Media self-censorship 6.4
- Media freedom 7.1
- Freedom of expression 6.0

Relationships **5.0**

- Same-sex relationships 10.0
- Divorce 0.0
- Inheritance rights 0.0
- Female genital mutilation 9.8

ECONOMIC FREEDOM Ranking 139/165 Score 5.97

Size of government **6.5**

- Government consumption 5.8
- Transfers and subsidies 9.8
- Government investment 4.2
- Top marginal tax rate 5.0
- State ownership of assets 7.5

Legal system and property rights **3.7**

- Judicial independence 5.4
- Impartial courts 4.7
- Protection of property rights 4.2
- Military interference 3.3
- Integrity of the legal system 4.5
- Legal enforcement of contracts 4.4
- Regulatory costs 7.3
- Reliability of police -

Sound money **7.1**

- Money growth 9.3
- Standard deviation of inflation 9.5
- Inflation: Most recent year 9.5
- Freedom to own foreign currency 0.0

Freedom to trade internationally **5.8**

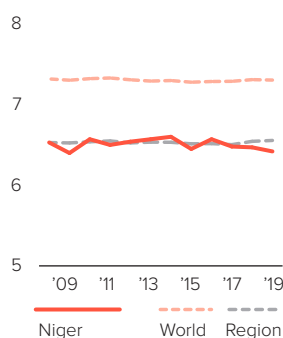
- Tariffs 6.2
- Regulatory trade barriers 5.4
- Black-market exchange rates 10.0
- Movement of capital and people 1.5

Regulation **6.5**

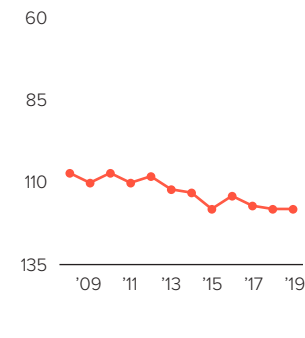
- Credit market regulations 7.8
- Labor market regulations 4.3
- Business regulations 7.5

HUMAN FREEDOM

Score over time



Ranking over time



NIGER

SUB-SAHARAN AFRICA

	2008	2009	2010	2011	2012	2013	2014	2015	2016	2017	2018	2019
Human freedom	6.52	6.39	6.56	6.49	6.53	6.56	6.59	6.44	6.56	6.47	6.46	6.41
Ranking	107	110	107	110	108	112	113	118	114	117	118	118
Economic freedom	5.56	5.66	5.69	5.60	5.39	5.55	5.65	5.67	5.88	5.93	5.90	5.97
Personal freedom	7.21	6.91	7.18	7.12	7.34	7.28	7.26	6.99	7.05	6.84	6.91	6.78
Rule of law	4.1	4.4	4.4	4.6	4.2	4.2	4.2	4.3	4.2	3.8	3.9	3.9
Procedural justice	-	-	-	-	-	-	-	-	-	3.6	3.5	3.5
Civil justice	-	-	-	-	-	-	-	-	-	4.3	4.5	4.5
Criminal justice	-	-	-	-	-	-	-	-	-	3.4	3.8	3.8
Security and safety	8.3	8.4	8.6	8.6	8.7	8.4	8.4	7.1	6.9	7.2	7.8	7.0
Homicide	8.6	8.6	8.6	8.6	8.7	8.7	8.7	8.7	8.7	8.7	8.7	8.7
Disappearances, conflicts, terrorism	8.1	8.3	8.6	8.6	8.6	8.1	8.1	5.4	5.0	5.8	6.9	5.4
Movement	8.2	6.8	7.0	7.1	8.3	8.3	8.3	8.3	8.3	8.4	8.0	8.4
Freedom of movement (V-Dem)	8.8	8.7	9.1	9.2	9.2	9.1	9.1	9.1	9.1	9.3	8.4	9.3
Freedom of movement (CLD)	7.5	5.0	5.0	5.0	7.5	7.5	7.5	7.5	7.5	7.5	7.5	7.5
Religion	9.0	8.4	8.4	8.8	8.8	8.5	8.5	8.3	9.0	8.3	8.8	8.4
Freedom of religion	8.7	7.5	7.5	8.7	8.7	8.1	8.1	8.1	9.3	9.3	9.3	9.1
Religious organization repression	9.2	9.2	9.3	9.0	9.0	9.0	9.0	8.6	8.6	7.3	8.4	7.7
Association, assembly, civil society	7.9	7.6	8.1	8.3	8.3	8.7	8.7	8.2	8.3	7.8	7.5	7.2
Civil society entry and exit	7.5	6.8	7.7	7.7	7.9	9.2	9.2	9.0	9.0	8.4	7.8	7.8
Freedom of assembly	6.5	6.5	6.5	7.2	7.2	7.2	7.2	6.3	6.3	5.7	5.7	5.3
Freedom to form/run political parties	9.3	9.3	9.3	9.2	9.2	9.1	9.1	9.1	9.2	9.1	9.0	9.3
Civil society repression	8.1	7.8	9.0	9.0	9.0	9.3	9.3	8.5	8.5	8.1	7.4	6.2
Expression and information	6.8	6.5	7.5	7.5	8.1	8.0	7.8	7.8	7.8	7.4	7.4	7.6
Press killed	10.0	10.0	10.0	10.0	10.0	10.0	10.0	10.0	10.0	10.0	10.0	10.0
Press jailed	4.9	4.9	6.7	6.7	10.0	10.0	10.0	10.0	10.0	8.9	8.9	8.9
Academic and cultural expression	5.0	5.0	5.0	5.0	5.0	5.0	5.0	5.0	5.0	5.0	5.0	5.0
Harassment of journalists	9.2	9.2	9.4	9.2	8.8	9.2	9.2	9.2	9.2	8.5	8.5	8.7
Government censorship effort	6.5	6.1	7.5	7.6	7.5	7.4	7.4	7.4	7.4	6.7	6.6	8.3
Internet censorship effort	7.6	7.6	7.8	7.9	7.9	7.7	7.7	7.7	7.7	7.7	7.7	7.7
Media self-censorship	5.1	5.1	7.0	6.4	7.2	6.8	6.8	6.8	6.8	7.2	7.7	6.4
Media freedom	6.9	6.9	8.0	8.0	7.8	7.4	7.4	7.4	7.4	6.6	6.5	7.1
Freedom of expression	6.0	4.0	6.0	7.0	8.2	8.2	7.0	6.5	7.0	6.0	6.0	6.0
Relationships	6.2	6.2	6.2	5.0	5.0	5.0	5.0	5.0	5.0	5.0	5.0	5.0
Same-sex relationships	10.0	10.0	10.0	10.0	10.0	10.0	10.0	10.0	10.0	10.0	10.0	10.0
Divorce	0.0	0.0	0.0	0.0	0.0	0.0	0.0	0.0	0.0	0.0	0.0	0.0
Inheritance rights	5.0	5.0	5.0	0.0	0.0	0.0	0.0	0.0	0.0	0.0	0.0	0.0
Female genital mutilation	9.8	9.8	9.8	9.8	9.8	9.8	9.8	9.8	9.8	9.8	9.8	9.8

Note: The data source V-Dem = Varieties of Democracy; the data source CLD = Civil Liberty Dataset.

Ranking
123

NIGERIA

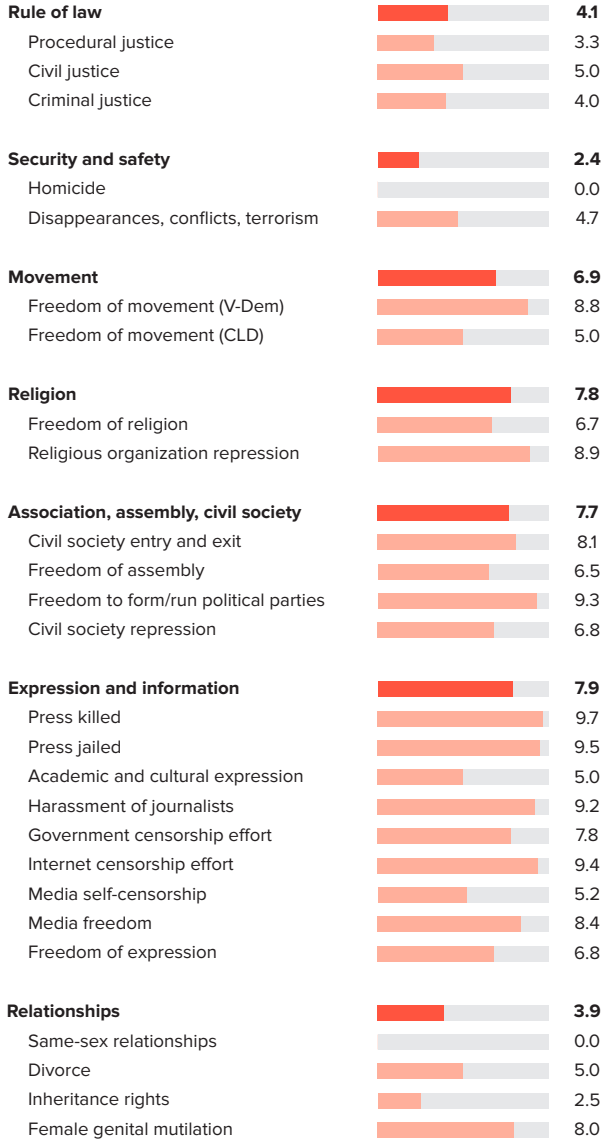
SUB-SAHARAN AFRICA

Score
6.28

PERSONAL FREEDOM

Ranking
131/165

Score
5.79



ECONOMIC FREEDOM

Ranking
84/165

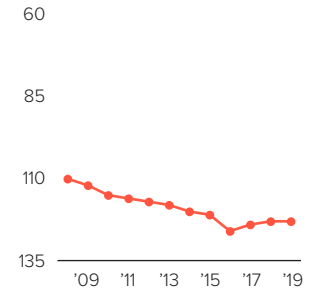
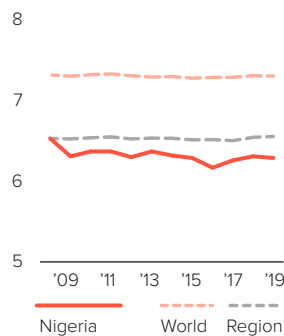
Score
6.97



HUMAN FREEDOM

Score over time

Ranking over time



NIGERIA

SUB-SAHARAN AFRICA

	2008	2009	2010	2011	2012	2013	2014	2015	2016	2017	2018	2019
Human freedom	6.52	6.30	6.36	6.36	6.29	6.36	6.31	6.28	6.16	6.25	6.30	6.28
Ranking	110	112	115	116	117	118	120	121	126	124	123	123
Economic freedom	6.14	6.02	6.20	6.52	6.45	6.62	6.66	6.64	6.89	6.86	6.98	6.97
Personal freedom	6.79	6.50	6.47	6.25	6.18	6.18	6.05	6.02	5.64	5.81	5.82	5.79
Rule of law	3.6	3.6	3.6	3.6	3.6	4.0	4.2	4.3	4.3	4.2	4.1	4.1
Procedural justice	2.8	2.8	2.8	2.8	2.7	3.2	3.7	3.8	3.8	3.5	3.3	3.3
Civil justice	5.3	5.3	5.3	5.3	5.0	5.0	4.8	5.0	5.0	4.8	5.0	5.0
Criminal justice	2.8	2.8	2.8	2.8	3.1	3.6	4.2	4.2	4.2	4.3	4.0	4.0
Security and safety	7.1	6.5	6.2	5.7	5.4	5.6	4.3	4.2	1.6	2.1	2.2	2.4
Homicide	6.9	6.9	6.9	6.9	6.9	7.1	7.1	7.1	0.0	0.0	0.0	0.0
Disappearances, conflicts, terrorism	7.4	6.1	5.4	4.5	3.9	4.0	1.5	1.3	3.1	4.1	4.5	4.7
Movement	8.1	6.9	6.9	6.9	6.9	6.8	6.8	6.8	6.9	6.9	6.9	6.9
Freedom of movement (V-Dem)	8.8	8.8	8.8	8.8	8.8	8.6	8.6	8.6	8.7	8.8	8.8	8.8
Freedom of movement (CLD)	7.5	5.0	5.0	5.0	5.0	5.0	5.0	5.0	5.0	5.0	5.0	5.0
Religion	8.0	8.0	8.0	8.0	8.0	8.3	8.3	8.3	7.9	7.9	7.9	7.8
Freedom of religion	7.1	7.1	7.1	7.1	7.1	7.2	7.2	7.2	6.7	6.7	6.7	6.7
Religious organization repression	9.0	9.0	9.0	9.0	9.0	9.4	9.4	9.4	9.1	9.1	9.1	8.9
Association, assembly, civil society	8.0	8.0	8.1	8.0	7.8	7.8	7.8	7.6	7.9	7.7	7.7	7.7
Civil society entry and exit	8.0	8.0	8.0	7.9	7.9	8.1	8.1	8.1	8.1	8.1	8.1	8.1
Freedom of assembly	6.8	6.8	6.8	6.8	6.0	6.0	6.0	5.7	6.5	6.5	6.5	6.5
Freedom to form/run political parties	9.1	9.1	9.2	9.2	9.2	9.2	9.2	9.2	9.3	9.4	9.4	9.3
Civil society repression	8.3	8.3	8.2	8.1	8.1	7.7	7.7	7.5	7.5	6.8	6.8	6.8
Expression and information	8.0	7.8	8.0	7.9	7.9	8.0	8.0	7.9	7.9	7.9	8.0	7.9
Press killed	9.6	9.4	8.8	8.7	8.3	8.5	8.7	9.3	9.5	9.7	9.8	9.7
Press jailed	9.8	9.8	10.0	10.0	10.0	10.0	10.0	10.0	9.7	9.6	9.6	9.5
Academic and cultural expression	5.0	5.0	5.0	5.0	5.0	5.0	5.0	5.0	5.0	5.0	5.0	5.0
Harassment of journalists	9.0	9.0	9.0	8.7	9.0	9.0	9.0	9.0	9.0	9.3	9.3	9.2
Government censorship effort	6.8	6.8	7.4	7.4	7.4	7.9	7.9	8.2	8.0	7.9	7.9	7.8
Internet censorship effort	9.4	9.4	9.6	9.6	9.6	9.6	9.6	9.4	9.4	9.4	9.4	9.4
Media self-censorship	5.5	5.5	5.6	5.6	5.6	5.6	5.6	5.2	5.2	5.2	5.2	5.2
Media freedom	8.8	8.8	8.8	8.8	8.8	8.8	8.8	8.4	8.4	8.4	8.4	8.4
Freedom of expression	7.8	6.8	7.8	7.2	7.8	7.2	7.8	6.8	7.2	6.8	7.2	6.8
Relationships	4.5	4.5	4.5	3.6	3.6	3.0	3.0	3.0	3.0	3.9	3.9	3.9
Same-sex relationships	0.0	0.0	0.0	0.0	0.0	0.0	0.0	0.0	0.0	0.0	0.0	0.0
Divorce	5.0	5.0	5.0	5.0	5.0	5.0	5.0	5.0	5.0	5.0	5.0	5.0
Inheritance rights	5.0	5.0	5.0	2.5	2.5	0.0	0.0	0.0	0.0	2.5	2.5	2.5
Female genital mutilation	8.1	8.1	8.1	7.0	7.0	7.0	7.0	7.0	7.0	8.2	8.0	8.0

Note: The data source V-Dem = Varieties of Democracy; the data source CLD = Civil Liberty Dataset.

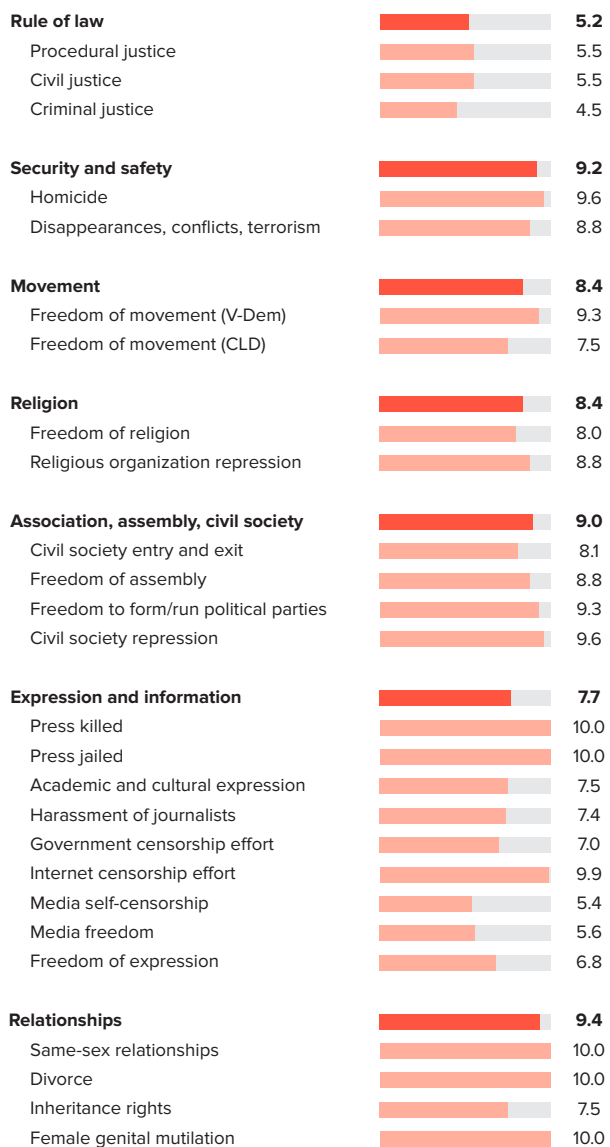
Ranking
58

NORTH MACEDONIA

EASTERN EUROPE

Score
7.75

PERSONAL FREEDOM Ranking 51/165 Score 8.18

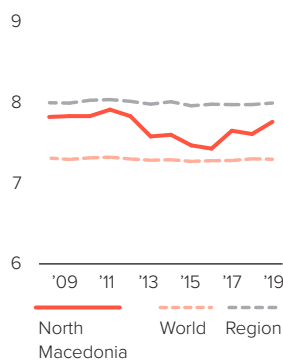


ECONOMIC FREEDOM Ranking 79/165 Score 7.13

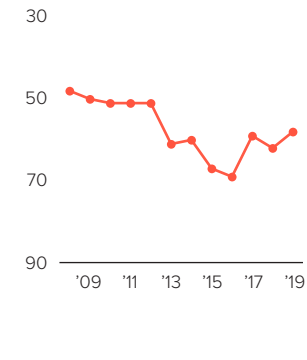


HUMAN FREEDOM

Score over time



Ranking over time



NORTH MACEDONIA

EASTERN EUROPE

	2008	2009	2010	2011	2012	2013	2014	2015	2016	2017	2018	2019
Human freedom	7.81	7.82	7.82	7.90	7.82	7.57	7.59	7.46	7.42	7.64	7.60	7.75
Ranking	48	50	51	51	51	61	60	67	69	59	62	58
Economic freedom	7.32	7.33	7.33	7.41	7.40	7.49	7.52	7.27	7.22	7.12	7.17	7.13
Personal freedom	8.16	8.17	8.17	8.25	8.12	7.63	7.65	7.60	7.57	8.01	7.91	8.18
Rule of law	5.6	5.6	5.6	5.6	5.5	5.0	5.1	5.0	5.0	5.2	5.2	5.2
Procedural justice	6.0	6.0	6.0	6.0	6.1	4.8	4.6	4.7	4.7	5.2	5.5	5.5
Civil justice	5.3	5.3	5.3	5.3	5.4	5.7	5.6	5.6	5.6	5.7	5.5	5.5
Criminal justice	5.3	5.3	5.3	5.3	5.0	4.4	5.1	4.7	4.7	4.7	4.5	4.5
Security and safety	8.8	9.3	9.3	9.3	9.0	9.3	9.0	9.0	9.0	9.0	9.1	9.2
Homicide	9.5	9.5	9.4	9.6	9.6	9.7	9.5	9.6	9.7	9.6	9.6	9.6
Disappearances, conflicts, terrorism	8.2	9.0	9.2	9.1	8.4	8.8	8.5	8.3	8.3	8.4	8.6	8.8
Movement	9.8	9.8	9.8	9.8	9.8	9.7	9.7	9.6	9.6	9.6	8.3	8.4
Freedom of movement (V-Dem)	9.6	9.7	9.6	9.6	9.5	9.4	9.3	9.2	9.1	9.2	9.2	9.3
Freedom of movement (CLD)	10.0	10.0	10.0	10.0	10.0	10.0	10.0	10.0	10.0	10.0	7.5	7.5
Religion	8.3	8.3	8.3	8.4	8.1	7.9	7.9	8.2	8.1	8.3	8.3	8.4
Freedom of religion	8.0	8.0	8.0	8.1	7.9	7.8	7.8	8.0	7.8	8.0	7.8	8.0
Religious organization repression	8.7	8.6	8.6	8.6	8.3	8.0	8.0	8.3	8.3	8.6	8.8	8.8
Association, assembly, civil society	8.4	8.3	8.1	8.0	7.9	7.6	7.6	7.4	7.0	8.3	8.4	9.0
Civil society entry and exit	7.7	7.2	6.9	6.9	6.8	7.0	7.0	6.6	5.6	7.0	6.6	8.1
Freedom of assembly	8.8	9.2	9.2	8.5	8.5	7.7	7.7	7.3	7.3	8.2	8.2	8.8
Freedom to form/run political parties	9.0	9.0	8.9	8.8	8.8	8.8	8.8	8.8	8.8	9.2	9.2	9.3
Civil society repression	8.1	7.8	7.6	7.6	7.5	6.8	6.9	6.9	6.4	9.0	9.8	9.6
Expression and information	7.4	7.2	7.3	6.8	6.6	5.3	5.5	5.3	5.5	6.2	6.6	7.7
Press killed	10.0	10.0	10.0	10.0	10.0	10.0	10.0	10.0	10.0	10.0	10.0	10.0
Press jailed	10.0	10.0	10.0	10.0	10.0	0.0	0.0	0.0	0.0	0.0	0.0	10.0
Academic and cultural expression	5.0	5.0	5.0	5.0	5.0	5.0	5.0	5.0	5.0	5.0	5.0	7.5
Harassment of journalists	7.2	6.7	6.8	6.6	6.6	6.0	5.8	5.6	5.6	7.9	7.8	7.4
Government censorship effort	4.8	4.2	4.2	3.9	3.4	3.8	3.8	3.8	3.9	6.4	7.0	7.0
Internet censorship effort	9.7	9.7	9.7	9.6	9.6	9.7	9.7	9.7	9.6	9.6	9.9	9.9
Media self-censorship	6.7	6.7	6.4	5.5	5.4	4.7	4.7	4.7	5.1	6.1	6.2	5.4
Media freedom	5.1	5.1	5.1	3.4	3.4	3.8	4.1	4.1	4.4	5.4	6.3	5.6
Freedom of expression	8.2	7.2	8.8	6.8	6.5	5.0	6.5	4.5	6.0	5.8	7.2	6.8
Relationships	8.8	8.8	8.8	10.0	10.0	8.8	8.8	8.8	8.8	9.4	9.4	9.4
Same-sex relationships	10.0	10.0	10.0	10.0	10.0	10.0	10.0	10.0	10.0	10.0	10.0	10.0
Divorce	10.0	10.0	10.0	10.0	10.0	10.0	10.0	10.0	10.0	10.0	10.0	10.0
Inheritance rights	5.0	5.0	5.0	10.0	10.0	5.0	5.0	5.0	5.0	7.5	7.5	7.5
Female genital mutilation	10.0	10.0	10.0	10.0	10.0	10.0	10.0	10.0	10.0	10.0	10.0	10.0

Note: The data source V-Dem = Varieties of Democracy; the data source CLD = Civil Liberty Dataset.

Ranking
13

NORWAY

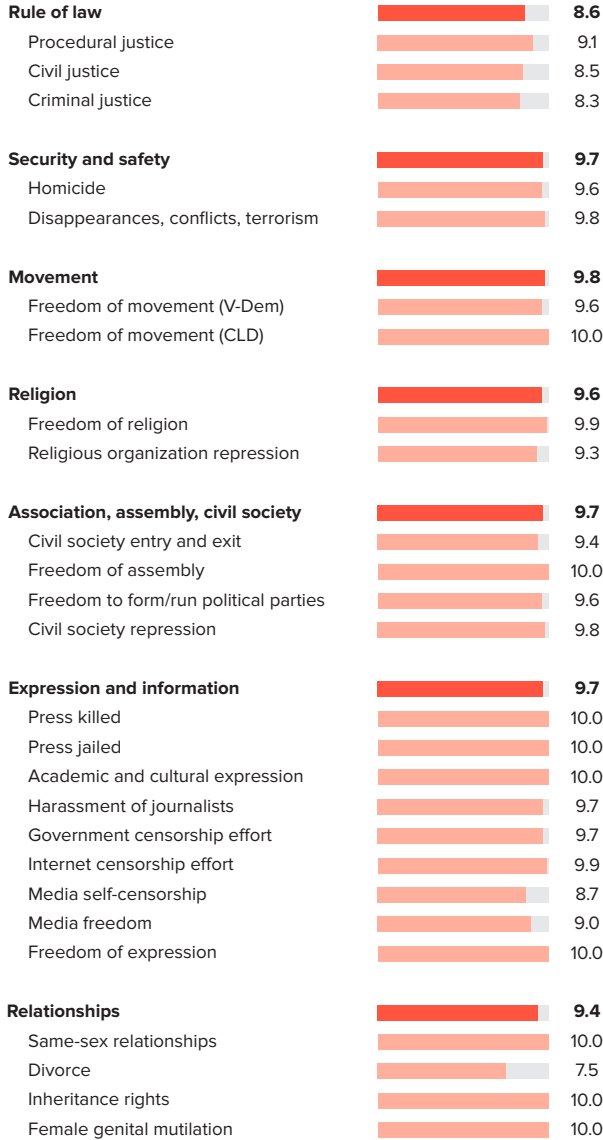
WESTERN EUROPE

Score
8.76

PERSONAL FREEDOM

Ranking
5/165

Score
9.50



ECONOMIC FREEDOM

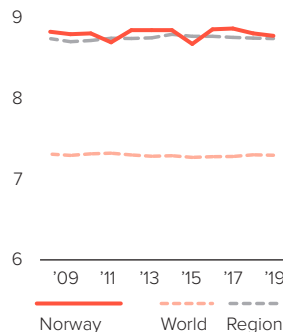
Ranking
37/165

Score
7.72

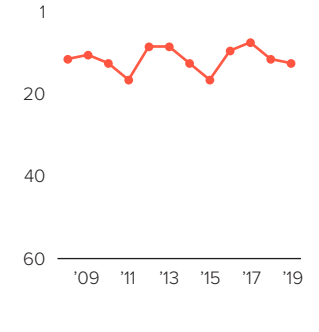


HUMAN FREEDOM

Score over time



Ranking over time



NORWAY

WESTERN EUROPE

	2008	2009	2010	2011	2012	2013	2014	2015	2016	2017	2018	2019
Human freedom	8.81	8.78	8.79	8.68	8.83	8.83	8.83	8.66	8.84	8.85	8.79	8.76
Ranking	12	11	13	17	9	9	13	17	10	8	12	13
Economic freedom	7.73	7.67	7.70	7.75	7.81	7.80	7.82	7.40	7.84	7.86	7.71	7.72
Personal freedom	9.57	9.58	9.58	9.33	9.56	9.57	9.55	9.56	9.56	9.55	9.56	9.50
Rule of law	8.7	8.7	8.7	8.7	8.7	8.6	8.6	8.6	8.6	8.7	8.6	8.6
Procedural justice	9.4	9.4	9.4	9.4	9.2	9.2	9.0	8.9	8.9	9.2	9.1	9.1
Civil justice	8.2	8.2	8.2	8.2	8.6	8.6	8.5	8.5	8.5	8.5	8.5	8.5
Criminal justice	8.5	8.5	8.5	8.5	8.3	8.2	8.4	8.3	8.3	8.3	8.3	8.3
Security and safety	9.8	9.9	9.8	8.2	9.8	9.8	9.7	9.8	9.8	9.7	9.8	9.7
Homicide	9.8	9.8	9.8	9.4	9.6	9.7	9.5	9.6	9.7	9.6	9.6	9.6
Disappearances, conflicts, terrorism	9.9	9.9	9.9	7.0	9.9	9.9	9.9	9.9	9.9	9.9	9.9	9.8
Movement	9.9	9.9	9.9	9.9	9.9	9.9	9.9	9.9	9.9	9.9	9.9	9.8
Freedom of movement (V-Dem)	9.9	9.9	9.9	9.9	9.9	9.9	9.9	9.9	9.9	9.9	9.9	9.6
Freedom of movement (CLD)	10.0	10.0	10.0	10.0	10.0	10.0	10.0	10.0	10.0	10.0	10.0	10.0
Religion	9.9	9.9	9.9	9.9	9.9	9.9	9.9	9.9	9.9	9.9	9.9	9.6
Freedom of religion	9.9	9.9	9.9	9.9	9.9	9.9	9.9	9.9	9.9	9.9	9.9	9.9
Religious organization repression	9.9	9.9	9.9	9.9	9.9	9.9	9.9	9.9	9.8	9.8	9.8	9.3
Association, assembly, civil society	9.8	9.8	9.8	9.8	9.8	9.6	9.6	9.6	9.6	9.6	9.6	9.7
Civil society entry and exit	9.5	9.5	9.5	9.5	9.5	9.7	9.7	9.7	9.7	9.7	9.4	9.4
Freedom of assembly	10.0	10.0	10.0	10.0	10.0	10.0	10.0	10.0	10.0	10.0	10.0	10.0
Freedom to form/run political parties	9.7	9.7	9.7	9.7	9.7	9.4	9.4	9.4	9.4	9.4	9.4	9.6
Civil society repression	9.9	9.9	9.9	9.9	9.9	9.5	9.5	9.5	9.5	9.5	9.8	9.8
Expression and information	9.6	9.6	9.6	9.6	9.6	9.7	9.7	9.7	9.7	9.6	9.7	9.7
Press killed	10.0	10.0	10.0	10.0	10.0	10.0	10.0	10.0	10.0	10.0	10.0	10.0
Press jailed	10.0	10.0	10.0	10.0	10.0	10.0	10.0	10.0	10.0	10.0	10.0	10.0
Academic and cultural expression	10.0	10.0	10.0	10.0	10.0	10.0	10.0	10.0	10.0	10.0	10.0	10.0
Harassment of journalists	9.7	9.7	9.7	9.7	9.7	9.7	9.7	9.7	9.7	9.7	9.7	9.7
Government censorship effort	9.5	9.5	9.5	9.7	9.7	9.7	9.7	9.7	9.7	9.7	9.7	9.7
Internet censorship effort	9.9	9.9	9.9	9.9	9.9	9.9	9.9	9.9	9.9	9.9	9.9	9.9
Media self-censorship	8.3	8.3	8.3	8.3	8.3	8.7	8.7	8.7	8.7	8.7	8.7	8.7
Media freedom	9.2	9.2	9.2	8.8	8.8	9.4	9.4	9.4	9.4	8.8	9.0	9.0
Freedom of expression	10.0	10.0	10.0	10.0	10.0	10.0	10.0	10.0	10.0	10.0	10.0	10.0
Relationships	9.2	9.2	9.2	9.2	9.2	9.4	9.4	9.4	9.4	9.4	9.4	9.4
Same-sex relationships	10.0	10.0	10.0	10.0	10.0	10.0	10.0	10.0	10.0	10.0	10.0	10.0
Divorce	7.5	7.5	7.5	7.5	7.5	7.5	7.5	7.5	7.5	7.5	7.5	7.5
Inheritance rights	10.0	10.0	10.0	10.0	10.0	10.0	10.0	10.0	10.0	10.0	10.0	10.0
Female genital mutilation	9.5	9.5	9.5	9.5	9.5	10.0	10.0	10.0	10.0	10.0	10.0	10.0

Note: The data source V-Dem = Varieties of Democracy; the data source CLD = Civil Liberty Dataset.

Ranking
133

OMAN

MIDDLE EAST & NORTH AFRICA

Score
5.92

PERSONAL FREEDOM

Ranking
145/165

Score
5.36



ECONOMIC FREEDOM

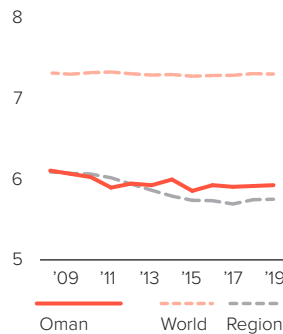
Ranking
102/165

Score
6.69

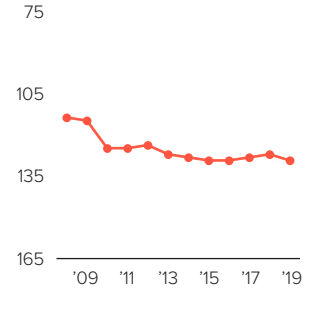


HUMAN FREEDOM

Score over time



Ranking over time



OMAN

MIDDLE EAST & NORTH AFRICA

	2008	2009	2010	2011	2012	2013	2014	2015	2016	2017	2018	2019
Human freedom	6.10	6.06	6.02	5.89	5.94	5.92	5.99	5.85	5.92	5.90	5.91	5.92
Ranking	119	120	129	129	128	131	132	133	133	132	131	133
Economic freedom	6.98	6.90	6.84	6.78	6.89	6.88	6.97	6.60	6.73	6.75	6.73	6.69
Personal freedom	5.47	5.47	5.44	5.25	5.26	5.24	5.29	5.31	5.35	5.29	5.32	5.36
Rule of law	6.1	6.1	6.0	5.9	6.0	6.0	6.0	5.8	5.8	5.9	5.9	6.0
Procedural justice	-	-	-	-	-	-	-	-	-	-	-	-
Civil justice	-	-	-	-	-	-	-	-	-	-	-	-
Criminal justice	-	-	-	-	-	-	-	-	-	-	-	-
Security and safety	9.2	9.3	9.1	8.8	8.8	8.6	8.9	9.2	9.2	9.3	9.3	9.3
Homicide	9.5	9.6	9.5	9.7	9.7	9.2	9.9	9.9	9.9	9.8	9.9	9.9
Disappearances, conflicts, terrorism	9.0	9.0	8.6	7.9	7.9	7.9	7.9	8.6	8.6	8.7	8.7	8.8
Movement	7.5	7.5	7.5	7.5	7.5	7.5	7.6	7.6	7.6	7.6	7.6	7.6
Freedom of movement (V-Dem)	7.4	7.4	7.4	7.5	7.5	7.6	7.6	7.6	7.6	7.6	7.6	7.6
Freedom of movement (CLD)	7.5	7.5	7.5	7.5	7.5	7.5	7.5	7.5	7.5	7.5	7.5	7.5
Religion	6.2	6.2	6.2	6.2	6.1	6.1	6.1	6.1	6.1	5.5	5.5	5.7
Freedom of religion	5.5	5.5	5.5	5.5	5.5	5.5	5.5	5.5	5.5	5.3	5.3	5.7
Religious organization repression	6.8	6.8	6.8	6.8	6.8	6.8	6.8	6.8	6.8	5.6	5.6	5.6
Association, assembly, civil society	2.1	2.1	2.1	2.2	2.2	2.0	2.0	2.0	2.2	2.2	2.2	2.2
Civil society entry and exit	1.8	1.9	1.8	1.9	1.9	1.9	1.9	1.9	1.9	1.9	1.9	1.9
Freedom of assembly	2.2	2.2	2.2	2.2	2.2	1.5	1.5	1.5	2.3	2.3	2.3	2.3
Freedom to form/run political parties	1.3	1.3	1.3	1.3	1.3	1.3	1.3	1.3	1.3	1.3	1.3	1.3
Civil society repression	3.2	3.2	3.2	3.2	3.4	3.4	3.4	3.4	3.4	3.1	3.1	3.1
Expression and information	3.7	3.7	3.7	4.0	4.0	4.0	4.0	4.0	4.0	4.1	4.3	4.3
Press killed	10.0	10.0	10.0	10.0	10.0	10.0	10.0	10.0	10.0	10.0	10.0	10.0
Press jailed	10.0	10.0	10.0	10.0	10.0	10.0	10.0	10.0	10.0	10.0	10.0	10.0
Academic and cultural expression	2.5	2.5	2.5	2.5	2.5	2.5	2.5	2.5	2.5	2.5	2.5	2.5
Harassment of journalists	1.9	1.9	1.9	2.4	2.4	2.4	2.5	2.5	2.5	2.5	3.5	3.5
Government censorship effort	0.7	0.7	0.7	1.0	1.0	1.5	1.5	1.5	1.5	2.1	2.1	2.1
Internet censorship effort	0.8	0.8	1.2	1.6	1.6	2.0	2.0	2.0	2.0	3.5	3.5	3.5
Media self-censorship	1.4	1.4	1.4	2.2	2.2	1.9	1.9	2.2	2.2	2.2	2.2	2.2
Media freedom	1.3	1.3	1.3	1.8	1.9	1.9	1.9	1.5	1.5	1.5	1.5	1.5
Freedom of expression	4.5	4.5	4.5	4.5	4.5	3.5	3.5	3.5	3.5	3.0	3.5	3.0
Relationships	3.5	3.5	3.5	2.2	2.2	2.5	2.5	2.5	2.5	2.5	2.5	2.5
Same-sex relationships	0.0	0.0	0.0	0.0	0.0	0.0	0.0	0.0	0.0	0.0	0.0	0.0
Divorce	0.0	0.0	0.0	0.0	0.0	0.0	0.0	0.0	0.0	0.0	0.0	0.0
Inheritance rights	5.0	5.0	5.0	0.0	0.0	0.0	0.0	0.0	0.0	0.0	0.0	0.0
Female genital mutilation	9.0	9.0	9.0	9.0	9.0	10.0	10.0	10.0	10.0	10.0	10.0	10.0

Note: The data source V-Dem = Varieties of Democracy; the data source CLD = Civil Liberty Dataset.

Ranking
145

PAKISTAN

SOUTH ASIA

Score
5.63

PERSONAL FREEDOM Ranking 144/165 Score 5.41

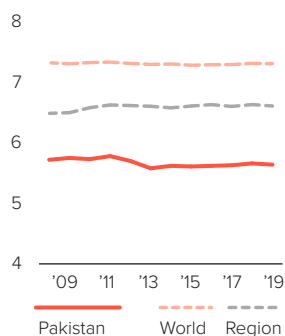


ECONOMIC FREEDOM Ranking 142/165 Score 5.95

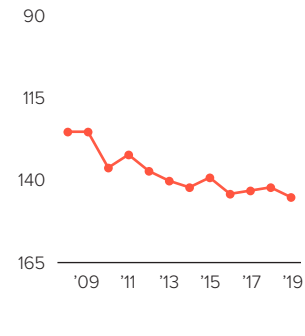


HUMAN FREEDOM

Score over time



Ranking over time



PAKISTAN

SOUTH ASIA

	2008	2009	2010	2011	2012	2013	2014	2015	2016	2017	2018	2019
Human freedom	5.71	5.74	5.72	5.77	5.69	5.57	5.61	5.60	5.61	5.62	5.65	5.63
Ranking	125	125	136	132	137	140	142	139	144	143	142	145
Economic freedom	5.77	6.01	6.04	6.10	6.01	6.01	5.83	5.86	5.91	5.94	6.07	5.95
Personal freedom	5.67	5.55	5.50	5.52	5.47	5.26	5.46	5.42	5.40	5.40	5.35	5.41
Rule of law	3.5	3.5	3.5	3.5	3.2	3.2	3.5	3.5	3.5	3.3	3.3	3.3
Procedural justice	2.6	2.6	2.6	2.6	2.4	2.6	3.0	3.0	3.0	2.5	2.4	2.4
Civil justice	3.9	3.9	3.9	3.9	3.6	4.0	3.7	3.7	3.7	3.8	3.8	3.8
Criminal justice	3.9	3.9	3.9	3.9	3.7	3.1	3.8	3.8	3.8	3.5	3.5	3.5
Security and safety	4.5	4.5	4.5	4.8	4.6	4.9	4.7	5.4	5.9	6.0	6.4	6.7
Homicide	7.9	7.8	7.8	7.7	7.7	7.8	7.9	8.5	8.8	8.8	8.9	8.9
Disappearances, conflicts, terrorism	1.1	1.2	1.3	2.0	1.6	2.0	1.5	2.3	2.9	3.1	4.0	4.5
Movement	7.6	6.4	6.5	6.4	6.5	6.4	6.3	6.0	6.0	6.0	6.2	6.0
Freedom of movement (V-Dem)	7.7	7.7	7.9	7.8	7.9	7.9	7.6	7.1	7.1	7.0	7.3	7.0
Freedom of movement (CLD)	7.5	5.0	5.0	5.0	5.0	5.0	5.0	5.0	5.0	5.0	5.0	5.0
Religion	6.6	6.4	6.5	6.5	6.4	6.6	6.6	6.7	6.5	6.6	5.9	6.3
Freedom of religion	4.8	4.5	4.6	4.6	4.4	4.5	4.4	4.5	4.5	4.8	4.4	4.6
Religious organization repression	8.4	8.4	8.4	8.4	8.4	8.8	8.8	8.8	8.5	8.4	7.4	7.9
Association, assembly, civil society	6.4	7.0	7.1	7.1	7.0	6.7	6.9	6.3	6.3	6.2	6.1	6.1
Civil society entry and exit	6.2	6.5	6.7	6.7	6.7	6.3	6.0	5.4	5.2	5.8	5.4	5.4
Freedom of assembly	5.0	5.0	5.0	5.0	5.0	5.0	5.8	5.8	5.8	5.5	5.5	5.5
Freedom to form/run political parties	8.7	8.7	8.8	8.8	8.6	9.2	9.3	8.9	8.9	8.9	8.8	8.6
Civil society repression	5.8	7.8	7.8	7.8	7.8	6.5	6.5	5.2	5.2	4.5	4.7	5.1
Expression and information	6.8	6.8	6.2	6.1	6.1	5.7	5.8	5.6	5.2	5.4	5.2	5.1
Press killed	7.2	6.0	4.5	3.1	2.6	2.4	2.7	4.2	5.5	6.5	7.6	8.7
Press jailed	10.0	10.0	10.0	10.0	10.0	9.9	9.9	9.9	9.9	9.6	9.6	9.6
Academic and cultural expression	2.5	2.5	2.5	2.5	2.5	2.5	2.5	2.5	2.5	5.0	2.5	2.5
Harassment of journalists	7.3	7.4	6.8	6.7	6.7	5.2	5.3	3.6	3.5	2.7	2.5	2.7
Government censorship effort	7.6	8.4	8.4	8.4	8.4	7.1	6.9	6.8	5.8	5.8	5.6	3.9
Internet censorship effort	8.3	8.3	6.1	6.1	6.7	7.9	7.9	8.0	5.2	5.2	5.2	5.2
Media self-censorship	3.9	3.9	3.9	3.9	3.9	4.1	4.5	4.5	3.4	3.5	2.7	2.7
Media freedom	9.4	9.4	8.8	8.8	9.1	8.0	7.5	7.2	6.1	6.1	6.2	6.4
Freedom of expression	5.0	5.5	5.0	5.0	5.0	4.5	5.0	4.0	5.0	4.0	4.5	4.0
Relationships	4.2	4.2	4.2	4.4	4.4	3.1	4.4	4.4	4.4	4.4	4.4	4.4
Same-sex relationships	0.0	0.0	0.0	0.0	0.0	0.0	5.0	5.0	5.0	5.0	5.0	5.0
Divorce	2.5	2.5	2.5	2.5	2.5	2.5	2.5	2.5	2.5	2.5	2.5	2.5
Inheritance rights	5.0	5.0	5.0	5.0	5.0	0.0	0.0	0.0	0.0	0.0	0.0	0.0
Female genital mutilation	9.5	9.5	9.5	10.0	10.0	10.0	10.0	10.0	10.0	10.0	10.0	10.0

Note: The data source V-Dem = Varieties of Democracy; the data source CLD = Civil Liberty Dataset.

Ranking
44

PANAMA

LATIN AMERICA & THE CARIBBEAN

Score
8.12

PERSONAL FREEDOM

Ranking
47/165

Score
8.35



ECONOMIC FREEDOM

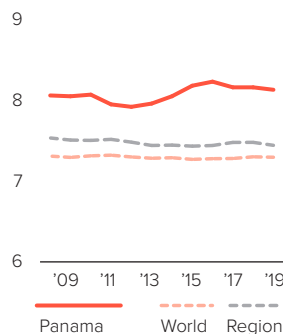
Ranking
33/165

Score
7.79

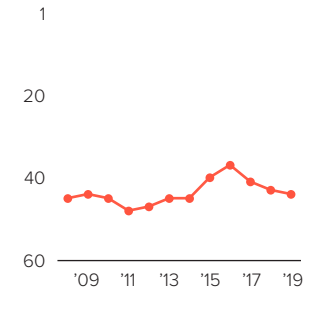


HUMAN FREEDOM

Score over time



Ranking over time



PANAMA

LATIN AMERICA & THE CARIBBEAN

	2008	2009	2010	2011	2012	2013	2014	2015	2016	2017	2018	2019
Human freedom	8.05	8.04	8.06	7.94	7.91	7.95	8.04	8.17	8.22	8.15	8.15	8.12
Ranking	45	44	45	48	47	45	45	40	37	41	43	44
Economic freedom	7.41	7.47	7.51	7.42	7.49	7.51	7.70	7.87	7.84	7.80	7.81	7.79
Personal freedom	8.50	8.44	8.45	8.32	8.22	8.27	8.28	8.38	8.49	8.40	8.39	8.35
Rule of law	4.9	4.9	4.9	4.9	4.6	4.6	4.4	4.4	4.4	4.6	4.7	4.7
Procedural justice	5.8	5.8	5.8	5.8	5.6	5.7	5.5	5.0	5.0	5.8	6.0	6.0
Civil justice	5.0	5.0	5.0	5.0	4.5	5.0	4.8	4.8	4.8	4.9	4.8	4.8
Criminal justice	3.8	3.8	3.8	3.8	3.8	3.2	2.9	3.3	3.3	3.1	3.3	3.3
Security and safety	7.8	7.5	7.6	7.7	7.4	7.4	7.6	8.1	8.4	8.4	8.5	8.2
Homicide	5.9	5.4	6.3	5.7	5.1	5.0	5.5	6.5	7.1	7.2	7.3	7.3
Disappearances, conflicts, terrorism	9.7	9.6	9.0	9.7	9.7	9.7	9.7	9.7	9.7	9.7	9.6	9.2
Movement	9.8	9.8	9.8	9.8	9.8	9.8	9.8	9.8	9.8	9.8	9.5	9.5
Freedom of movement (V-Dem)	9.6	9.6	9.6	9.6	9.6	9.6	9.6	9.6	9.6	9.6	9.1	9.1
Freedom of movement (CLD)	10.0	10.0	10.0	10.0	10.0	10.0	10.0	10.0	10.0	10.0	10.0	10.0
Religion	9.7	9.7	9.7	9.7	9.7	9.8	9.8	9.8	9.8	9.2	9.2	9.2
Freedom of religion	9.5	9.5	9.5	9.5	9.5	9.7	9.7	9.7	9.7	8.5	8.6	8.6
Religious organization repression	9.8	9.8	9.8	9.8	9.8	9.8	9.8	9.8	9.8	9.8	9.8	9.8
Association, assembly, civil society	9.0	9.1	9.0	8.9	8.7	8.9	8.9	9.1	9.3	9.3	9.2	9.2
Civil society entry and exit	8.5	8.5	8.5	8.5	8.5	9.0	9.0	9.0	9.0	9.0	9.0	9.0
Freedom of assembly	9.3	9.7	9.7	9.3	8.5	8.5	8.5	8.5	9.3	9.3	9.3	9.3
Freedom to form/run political parties	9.7	9.7	9.7	9.7	9.7	9.7	9.7	9.7	9.7	9.7	9.7	9.7
Civil society repression	8.4	8.4	8.0	8.0	8.0	8.4	8.4	9.1	9.1	9.1	8.7	8.8
Expression and information	8.5	8.3	8.3	7.3	7.4	7.4	7.4	7.5	7.8	7.4	7.6	7.6
Press killed	10.0	10.0	10.0	2.0	2.0	2.0	2.0	2.0	10.0	10.0	10.0	10.0
Press jailed	10.0	10.0	10.0	10.0	10.0	10.0	10.0	10.0	3.9	3.9	3.9	3.9
Academic and cultural expression	7.5	7.5	7.5	7.5	7.5	7.5	7.5	7.5	7.5	7.5	7.5	7.5
Harassment of journalists	9.1	9.1	9.1	9.1	9.1	9.1	9.1	9.1	9.1	9.1	9.1	9.1
Government censorship effort	8.1	6.9	6.9	6.9	6.9	6.9	6.9	8.0	8.0	6.8	6.8	6.8
Internet censorship effort	9.8	9.8	9.5	9.5	9.5	9.5	9.5	9.5	9.5	9.5	9.8	9.8
Media self-censorship	5.7	5.7	5.7	5.7	5.7	6.3	6.3	6.3	6.3	5.1	5.8	5.8
Media freedom	8.5	7.7	7.7	7.7	7.7	7.7	7.7	7.7	7.7	7.7	7.7	7.7
Freedom of expression	7.8	7.8	8.2	7.2	7.8	7.2	7.8	7.2	7.8	7.2	7.8	7.2
Relationships	9.8	9.8	9.8	10.0	10.0	10.0	10.0	10.0	10.0	10.0	10.0	10.0
Same-sex relationships	10.0	10.0	10.0	10.0	10.0	10.0	10.0	10.0	10.0	10.0	10.0	10.0
Divorce	10.0	10.0	10.0	10.0	10.0	10.0	10.0	10.0	10.0	10.0	10.0	10.0
Inheritance rights	-	-	-	10.0	10.0	10.0	10.0	10.0	10.0	10.0	10.0	10.0
Female genital mutilation	9.5	9.5	9.5	10.0	10.0	10.0	10.0	10.0	10.0	10.0	10.0	10.0

Note: The data source V-Dem = Varieties of Democracy; the data source CLD = Civil Liberty Dataset.

Ranking
82

PAPUA NEW GUINEA

OCEANIA

Score
7.17

PERSONAL FREEDOM Ranking 74/165 Score 7.72

Rule of law **3.9**

- Procedural justice -
- Civil justice -
- Criminal justice -

Security and safety **8.0**

- Homicide 7.1
- Disappearances, conflicts, terrorism 8.8

Movement **9.6**

- Freedom of movement (V-Dem) 9.1
- Freedom of movement (CLD) 10.0

Religion **9.7**

- Freedom of religion 9.6
- Religious organization repression 9.8

Association, assembly, civil society **8.9**

- Civil society entry and exit 9.1
- Freedom of assembly 8.0
- Freedom to form/run political parties 9.4
- Civil society repression 9.1

Expression and information **7.7**

- Press killed 10.0
- Press jailed 10.0
- Academic and cultural expression 7.5
- Harassment of journalists 7.1
- Government censorship effort 6.7
- Internet censorship effort 9.5
- Media self-censorship 4.6
- Media freedom 6.5
- Freedom of expression 7.8

Relationships **6.2**

- Same-sex relationships 5.0
- Divorce 5.0
- Inheritance rights 5.0
- Female genital mutilation 10.0

ECONOMIC FREEDOM Ranking 128/165 Score 6.23

Size of government **5.7**

- Government consumption 3.4
- Transfers and subsidies 8.0
- Government investment -
- Top marginal tax rate 5.0
- State ownership of assets 6.3

Legal system and property rights **4.6**

- Judicial independence 5.6
- Impartial courts 5.0
- Protection of property rights 3.6
- Military interference 7.5
- Integrity of the legal system 4.9
- Legal enforcement of contracts 1.0
- Regulatory costs 6.9
- Reliability of police 5.6

Sound money **6.0**

- Money growth 7.2
- Standard deviation of inflation 7.7
- Inflation: Most recent year 9.3
- Freedom to own foreign currency 0.0

Freedom to trade internationally **7.9**

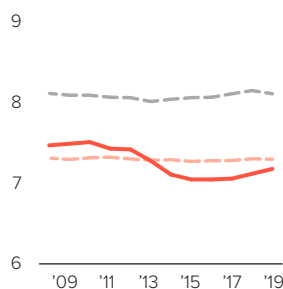
- Tariffs 7.1
- Regulatory trade barriers 6.7
- Black-market exchange rates 10.0
- Movement of capital and people 7.7

Regulation **7.7**

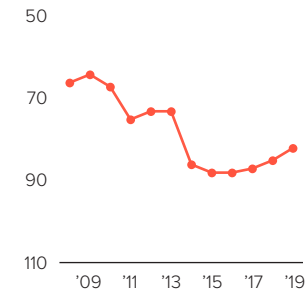
- Credit market regulations 8.5
- Labor market regulations 8.7
- Business regulations 6.0

HUMAN FREEDOM

Score over time



Ranking over time



PAPUA NEW GUINEA

OCEANIA

	2008	2009	2010	2011	2012	2013	2014	2015	2016	2017	2018	2019
Human freedom	7.46	7.48	7.50	7.42	7.41	7.27	7.10	7.04	7.04	7.05	7.11	7.17
Ranking	66	64	67	75	73	73	86	88	88	87	85	82
Economic freedom	6.74	6.86	6.92	6.95	6.96	6.67	6.33	6.22	6.18	6.14	6.08	6.23
Personal freedom	7.97	7.93	7.92	7.75	7.72	7.69	7.64	7.62	7.65	7.67	7.73	7.72
Rule of law	3.8	3.8	3.8	3.9	3.9	3.7	3.9	3.8	4.0	3.9	4.0	3.9
Procedural justice	-	-	-	-	-	-	-	-	-	-	-	-
Civil justice	-	-	-	-	-	-	-	-	-	-	-	-
Criminal justice	-	-	-	-	-	-	-	-	-	-	-	-
Security and safety	8.3	8.0	8.0	8.0	8.0	8.0	8.0	8.0	8.0	7.9	8.0	8.0
Homicide	7.4	7.1	7.1	7.1	7.1	7.1	7.1	7.1	7.1	7.1	7.1	7.1
Disappearances, conflicts, terrorism	9.3	8.9	8.9	8.9	8.8	8.8	8.8	8.8	8.8	8.8	8.8	8.8
Movement	9.6	9.6	9.6	9.6	9.6	9.6	9.6	9.6	9.6	9.6	9.6	9.6
Freedom of movement (V-Dem)	9.2	9.2	9.2	9.2	9.2	9.2	9.2	9.2	9.2	9.1	9.1	9.1
Freedom of movement (CLD)	10.0	10.0	10.0	10.0	10.0	10.0	10.0	10.0	10.0	10.0	10.0	10.0
Religion	9.7	9.7	9.7	9.7	9.7	9.7	9.1	9.1	9.1	9.7	9.7	9.7
Freedom of religion	9.6	9.6	9.6	9.6	9.6	9.6	8.4	8.4	8.4	9.6	9.6	9.6
Religious organization repression	9.8	9.8	9.8	9.8	9.8	9.8	9.8	9.8	9.8	9.8	9.8	9.8
Association, assembly, civil society	8.9	8.9	8.8	8.8	8.8	8.8	8.8	8.8	8.8	8.5	8.9	8.9
Civil society entry and exit	8.9	8.9	8.8	8.8	8.7	8.7	8.7	8.7	8.7	8.7	9.1	9.1
Freedom of assembly	8.3	8.3	8.3	8.3	8.3	8.3	8.3	8.3	8.3	8.0	8.0	8.0
Freedom to form/run political parties	9.4	9.4	9.4	9.4	9.4	9.4	9.4	9.4	9.4	9.4	9.4	9.4
Civil society repression	8.8	8.8	8.8	8.8	8.7	8.7	8.7	8.7	8.7	8.0	9.1	9.1
Expression and information	8.0	8.0	8.0	8.0	7.9	7.8	7.9	7.8	7.9	7.8	7.7	7.7
Press killed	10.0	10.0	10.0	10.0	10.0	10.0	10.0	10.0	10.0	10.0	10.0	10.0
Press jailed	10.0	10.0	10.0	10.0	10.0	10.0	10.0	10.0	10.0	10.0	10.0	10.0
Academic and cultural expression	7.5	7.5	7.5	7.5	7.5	7.5	7.5	7.5	7.5	7.5	7.5	7.5
Harassment of journalists	7.5	7.5	7.5	7.1	7.1	7.1	7.1	7.1	7.1	7.1	7.1	7.1
Government censorship effort	7.2	7.2	7.2	7.2	7.1	7.1	7.1	7.1	7.1	7.1	6.0	6.7
Internet censorship effort	9.9	9.9	9.9	9.9	9.5	9.5	9.5	9.5	9.5	9.5	9.5	9.5
Media self-censorship	4.2	4.2	4.2	4.2	4.0	4.0	4.0	4.0	4.0	4.0	4.6	4.6
Media freedom	7.3	7.3	7.3	7.3	7.2	7.2	7.2	7.2	7.2	7.2	6.5	6.5
Freedom of expression	8.8	8.8	8.8	8.8	8.8	8.2	8.8	8.2	8.8	7.8	8.2	7.8
Relationships	7.5	7.5	7.5	6.2	6.2	6.2	6.2	6.2	6.2	6.2	6.2	6.2
Same-sex relationships	5.0	5.0	5.0	5.0	5.0	5.0	5.0	5.0	5.0	5.0	5.0	5.0
Divorce	5.0	5.0	5.0	5.0	5.0	5.0	5.0	5.0	5.0	5.0	5.0	5.0
Inheritance rights	10.0	10.0	10.0	5.0	5.0	5.0	5.0	5.0	5.0	5.0	5.0	5.0
Female genital mutilation	10.0	10.0	10.0	10.0	10.0	10.0	10.0	10.0	10.0	10.0	10.0	10.0

Note: The data source V-Dem = Varieties of Democracy; the data source CLD = Civil Liberty Dataset.

Ranking
67

PARAGUAY

LATIN AMERICA & THE CARIBBEAN

Score
7.54

PERSONAL FREEDOM

Ranking
72/165

Score
7.78



ECONOMIC FREEDOM

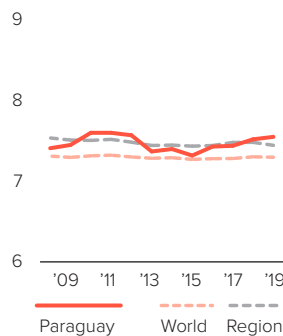
Ranking
72/165

Score
7.22

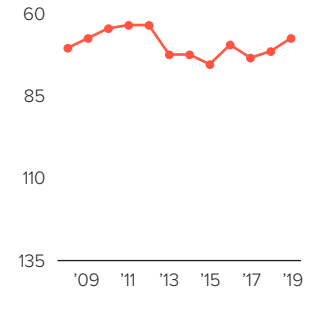


HUMAN FREEDOM

Score over time



Ranking over time



PARAGUAY

LATIN AMERICA & THE CARIBBEAN

	2008	2009	2010	2011	2012	2013	2014	2015	2016	2017	2018	2019
Human freedom	7.40	7.44	7.59	7.59	7.56	7.36	7.39	7.31	7.42	7.43	7.51	7.54
Ranking	70	67	64	63	63	72	72	75	69	73	71	67
Economic freedom	6.95	6.99	7.06	7.14	7.05	7.05	7.01	7.02	7.09	7.16	7.23	7.22
Personal freedom	7.72	7.76	7.96	7.91	7.93	7.57	7.67	7.52	7.66	7.63	7.71	7.78
Rule of law	3.7	3.8	3.8	3.9	3.9	3.9	4.1	4.1	4.0	4.2	4.4	4.3
Procedural justice	-	-	-	-	-	-	-	-	-	-	-	-
Civil justice	-	-	-	-	-	-	-	-	-	-	-	-
Criminal justice	-	-	-	-	-	-	-	-	-	-	-	-
Security and safety	7.6	7.4	7.5	7.8	7.9	7.3	8.0	7.8	7.8	8.2	8.4	8.4
Homicide	6.0	6.1	6.5	7.0	7.0	7.3	7.4	7.3	7.1	7.7	7.9	7.9
Disappearances, conflicts, terrorism	9.1	8.8	8.6	8.7	8.7	7.3	8.6	8.3	8.5	8.7	8.8	8.9
Movement	8.6	8.6	9.8	9.8	9.8	9.8	9.8	9.8	9.8	9.8	9.8	9.8
Freedom of movement (V-Dem)	9.7	9.7	9.7	9.7	9.7	9.6	9.6	9.6	9.6	9.6	9.6	9.6
Freedom of movement (CLD)	7.5	7.5	10.0	10.0	10.0	10.0	10.0	10.0	10.0	10.0	10.0	10.0
Religion	9.5	9.6	9.6	9.6	9.6	9.6	9.6	9.0	9.6	9.0	9.0	9.0
Freedom of religion	9.6	9.8	9.8	9.8	9.8	9.8	9.8	8.6	9.8	8.6	8.6	8.6
Religious organization repression	9.4	9.4	9.4	9.4	9.4	9.4	9.4	9.4	9.4	9.4	9.4	9.4
Association, assembly, civil society	8.6	8.8	8.8	8.7	8.4	8.1	8.3	8.1	8.4	8.4	8.4	8.4
Civil society entry and exit	8.4	8.4	8.4	8.4	7.8	7.8	8.1	8.1	8.1	8.1	8.1	8.1
Freedom of assembly	7.7	7.7	7.7	7.7	7.7	7.7	7.7	7.7	8.5	8.5	8.5	8.5
Freedom to form/run political parties	9.4	9.5	9.5	9.5	9.4	9.4	9.4	9.2	9.2	9.2	9.2	9.2
Civil society repression	9.0	9.6	9.6	9.2	8.8	7.6	7.9	7.5	8.0	8.0	8.0	8.0
Expression and information	7.3	7.3	7.4	6.8	7.2	6.8	6.4	6.3	6.4	6.2	6.5	7.0
Press killed	5.0	5.0	5.0	0.4	5.3	5.3	0.0	0.0	0.0	0.0	0.0	5.7
Press jailed	10.0	10.0	10.0	10.0	10.0	10.0	10.0	10.0	10.0	10.0	10.0	10.0
Academic and cultural expression	5.0	5.0	5.0	5.0	5.0	5.0	5.0	5.0	5.0	5.0	5.0	5.0
Harassment of journalists	8.6	9.0	9.0	9.0	8.6	7.2	8.2	8.2	8.2	7.9	8.3	8.3
Government censorship effort	8.2	8.6	8.6	8.6	8.2	8.0	8.0	8.0	8.0	8.0	8.0	8.0
Internet censorship effort	9.7	9.8	9.8	9.8	9.5	9.6	9.6	9.6	9.6	9.6	9.6	9.6
Media self-censorship	4.6	4.6	4.6	4.6	4.3	4.1	4.1	4.1	4.1	4.1	4.6	4.6
Media freedom	6.7	6.7	6.7	6.7	6.2	5.0	5.0	5.0	5.0	5.0	5.0	5.0
Freedom of expression	7.8	7.2	7.8	7.2	7.8	6.8	7.8	6.8	7.8	6.8	7.8	6.8
Relationships	8.8	8.8	8.8	8.8	8.8	7.5	7.5	7.5	7.5	7.5	7.5	7.5
Same-sex relationships	10.0	10.0	10.0	10.0	10.0	10.0	10.0	10.0	10.0	10.0	10.0	10.0
Divorce	5.0	5.0	5.0	5.0	5.0	5.0	5.0	5.0	5.0	5.0	5.0	5.0
Inheritance rights	10.0	10.0	10.0	10.0	10.0	5.0	5.0	5.0	5.0	5.0	5.0	5.0
Female genital mutilation	10.0	10.0	10.0	10.0	10.0	10.0	10.0	10.0	10.0	10.0	10.0	10.0

Note: The data source V-Dem = Varieties of Democracy; the data source CLD = Civil Liberty Dataset.

Ranking
50

PERU

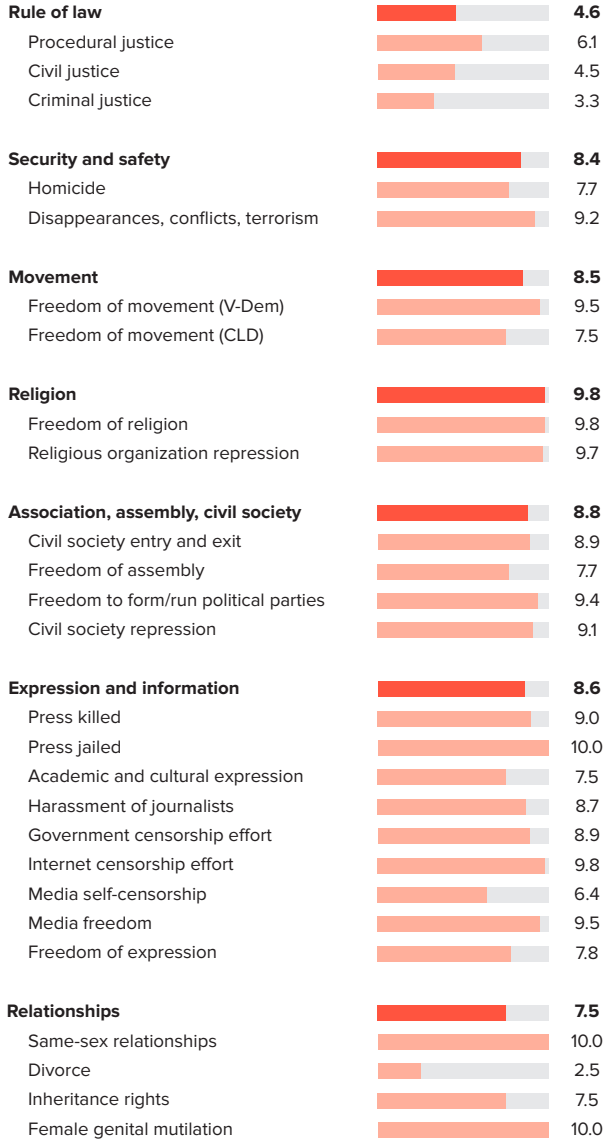
LATIN AMERICA & THE CARIBBEAN

Score
7.93

PERSONAL FREEDOM

Ranking
61/165

Score
8.03



ECONOMIC FREEDOM

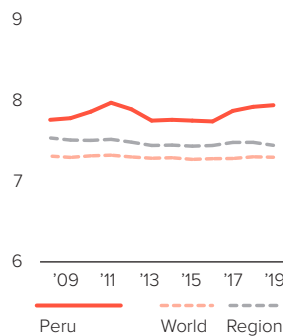
Ranking
35/165

Score
7.78

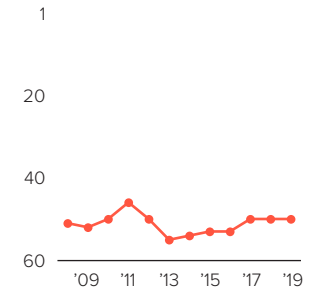


HUMAN FREEDOM

Score over time



Ranking over time



PERU

LATIN AMERICA & THE CARIBBEAN

	2008	2009	2010	2011	2012	2013	2014	2015	2016	2017	2018	2019
Human freedom	7.75	7.77	7.85	7.96	7.88	7.74	7.75	7.74	7.73	7.86	7.91	7.93
Ranking	51	52	50	46	50	55	54	53	53	50	50	50
Economic freedom	7.70	7.70	7.82	7.84	7.78	7.75	7.76	7.78	7.74	7.76	7.78	7.78
Personal freedom	7.78	7.82	7.88	8.04	7.95	7.74	7.75	7.71	7.73	7.93	8.01	8.03
Rule of law	5.4	5.4	5.4	5.4	4.8	4.3	4.6	4.7	4.7	4.5	4.6	4.6
Procedural justice	7.4	7.4	7.4	7.4	6.7	5.4	5.9	6.2	6.2	5.7	6.1	6.1
Civil justice	4.3	4.3	4.3	4.3	3.9	4.3	4.4	4.4	4.4	4.6	4.5	4.5
Criminal justice	4.5	4.5	4.5	4.5	3.7	3.4	3.4	3.6	3.6	3.3	3.3	3.3
Security and safety	8.3	8.6	8.7	8.8	8.5	8.6	8.5	8.5	8.4	8.4	8.4	8.4
Homicide	8.4	8.4	8.4	8.4	8.1	8.1	8.0	7.9	7.7	7.7	7.7	7.7
Disappearances, conflicts, terrorism	8.3	8.8	9.0	9.1	9.0	9.0	9.0	9.1	9.1	9.1	9.1	9.2
Movement	8.4	8.4	8.4	8.4	8.4	8.4	8.5	8.5	8.5	8.5	8.5	8.5
Freedom of movement (V-Dem)	9.2	9.2	9.4	9.4	9.4	9.4	9.5	9.5	9.5	9.5	9.5	9.5
Freedom of movement (CLD)	7.5	7.5	7.5	7.5	7.5	7.5	7.5	7.5	7.5	7.5	7.5	7.5
Religion	9.1	9.1	9.2	9.2	9.2	9.1	9.1	9.1	9.1	9.8	9.8	9.8
Freedom of religion	8.6	8.6	8.6	8.6	8.6	8.6	8.6	8.6	8.6	9.8	9.8	9.8
Religious organization repression	9.6	9.6	9.9	9.9	9.9	9.7	9.7	9.7	9.7	9.7	9.7	9.7
Association, assembly, civil society	8.6	8.4	8.4	8.4	8.4	8.6	8.6	8.2	8.2	8.4	8.8	8.8
Civil society entry and exit	8.5	8.5	8.5	8.5	8.5	9.0	9.0	7.9	7.9	7.9	8.8	8.9
Freedom of assembly	7.7	6.8	6.8	6.8	6.8	6.8	6.8	6.8	6.8	7.7	7.7	7.7
Freedom to form/run political parties	9.4	9.4	9.4	9.4	9.4	9.4	9.4	9.3	9.3	9.3	9.4	9.4
Civil society repression	8.8	8.7	8.7	9.0	9.0	9.3	9.3	8.9	8.9	8.9	9.1	9.1
Expression and information	8.0	8.2	8.2	7.9	8.1	8.2	8.0	8.0	8.2	8.4	8.5	8.6
Press killed	6.8	9.0	9.0	5.9	7.0	6.0	5.0	5.0	7.0	7.0	8.0	9.0
Press jailed	8.3	8.3	8.3	8.3	8.3	10.0	10.0	10.0	10.0	10.0	10.0	10.0
Academic and cultural expression	7.5	7.5	7.5	7.5	7.5	7.5	7.5	7.5	7.5	7.5	7.5	7.5
Harassment of journalists	8.5	8.5	8.5	8.5	8.9	8.9	8.7	8.7	8.7	8.7	8.7	8.7
Government censorship effort	8.8	8.8	9.3	9.3	9.3	8.9	8.9	8.9	8.9	8.9	8.9	8.9
Internet censorship effort	9.8	9.8	9.8	9.8	9.8	9.8	9.8	9.8	9.8	9.8	9.8	9.8
Media self-censorship	6.5	6.3	6.3	6.3	6.3	6.9	6.9	6.4	6.4	6.4	6.4	6.4
Media freedom	8.9	8.9	8.9	9.0	9.0	9.0	9.0	9.4	9.4	9.4	9.5	9.5
Freedom of expression	6.5	6.5	6.5	6.5	6.5	6.5	6.5	6.5	6.5	7.8	7.8	7.8
Relationships	6.8	6.8	6.8	8.1	8.1	6.9	6.9	6.9	6.9	7.5	7.5	7.5
Same-sex relationships	5.0	5.0	5.0	10.0	10.0	10.0	10.0	10.0	10.0	10.0	10.0	10.0
Divorce	2.5	2.5	2.5	2.5	2.5	2.5	2.5	2.5	2.5	2.5	2.5	2.5
Inheritance rights	10.0	10.0	10.0	10.0	10.0	5.0	5.0	5.0	5.0	7.5	7.5	7.5
Female genital mutilation	9.5	9.5	9.5	10.0	10.0	10.0	10.0	10.0	10.0	10.0	10.0	10.0

Note: The data source V-Dem = Varieties of Democracy; the data source CLD = Civil Liberty Dataset.

Ranking
101

PHILIPPINES

SOUTH ASIA

Score
6.83

PERSONAL FREEDOM Ranking 115/165 Score 6.42

Rule of law **3.4**

- Procedural justice 2.5
- Civil justice 4.6
- Criminal justice 3.1

Security and safety **6.3**

- Homicide 8.1
- Disappearances, conflicts, terrorism 4.4

Movement **8.0**

- Freedom of movement (V-Dem) 8.5
- Freedom of movement (CLD) 7.5

Religion **7.4**

- Freedom of religion 7.7
- Religious organization repression 7.2

Association, assembly, civil society **7.5**

- Civil society entry and exit 7.6
- Freedom of assembly 7.3
- Freedom to form/run political parties 8.1
- Civil society repression 6.9

Expression and information **6.1**

- Press killed 5.4
- Press jailed 10.0
- Academic and cultural expression 5.0
- Harassment of journalists 6.3
- Government censorship effort 5.6
- Internet censorship effort 8.3
- Media self-censorship 3.5
- Media freedom 5.6
- Freedom of expression 5.0

Relationships **6.2**

- Same-sex relationships 10.0
- Divorce 0.0
- Inheritance rights 5.0
- Female genital mutilation 10.0

ECONOMIC FREEDOM Ranking 58/165 Score 7.42

Size of government **8.4**

- Government consumption 7.5
- Transfers and subsidies 9.1
- Government investment 10.0
- Top marginal tax rate 7.5
- State ownership of assets 7.9

Legal system and property rights **4.4**

- Judicial independence 4.9
- Impartial courts 4.1
- Protection of property rights 5.8
- Military interference 4.2
- Integrity of the legal system 4.3
- Legal enforcement of contracts 4.2
- Regulatory costs 7.9
- Reliability of police 3.3

Sound money **9.7**

- Money growth 10.0
- Standard deviation of inflation 9.3
- Inflation: Most recent year 9.5
- Freedom to own foreign currency 10.0

Freedom to trade internationally **7.1**

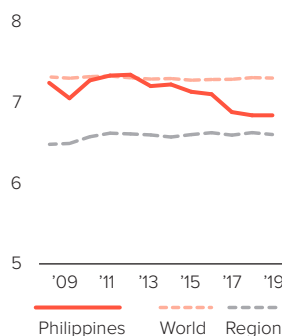
- Tariffs 7.7
- Regulatory trade barriers 5.5
- Black-market exchange rates 10.0
- Movement of capital and people 5.1

Regulation **7.5**

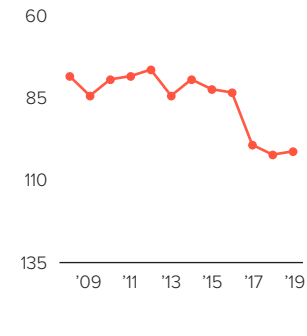
- Credit market regulations 9.2
- Labor market regulations 7.0
- Business regulations 6.2

HUMAN FREEDOM

Score over time



Ranking over time



PHILIPPINES

SOUTH ASIA

	2008	2009	2010	2011	2012	2013	2014	2015	2016	2017	2018	2019
Human freedom	7.23	7.04	7.26	7.32	7.33	7.19	7.21	7.12	7.09	6.87	6.83	6.83
Ranking	78	84	79	78	76	84	79	82	83	99	102	101
Economic freedom	6.82	6.82	7.09	7.17	7.27	7.32	7.41	7.45	7.39	7.31	7.34	7.42
Personal freedom	7.52	7.19	7.37	7.43	7.38	7.10	7.07	6.89	6.87	6.56	6.47	6.42
Rule of law	4.2	4.2	4.2	4.2	3.7	4.0	3.9	3.4	3.4	3.4	3.4	3.4
Procedural justice	4.1	4.1	4.1	4.1	3.6	3.8	3.6	2.5	2.5	2.8	2.5	2.5
Civil justice	4.3	4.3	4.3	4.3	4.0	4.6	4.5	4.7	4.7	4.4	4.6	4.6
Criminal justice	4.2	4.2	4.2	4.2	3.6	3.8	3.6	3.1	3.1	3.1	3.1	3.1
Security and safety	6.7	6.1	6.6	6.8	6.6	6.0	5.6	5.9	5.9	5.5	6.3	6.3
Homicide	8.1	7.1	7.2	7.4	7.4	7.3	7.2	7.2	6.8	7.6	8.1	8.1
Disappearances, conflicts, terrorism	5.3	5.1	6.0	6.1	5.7	4.8	3.9	4.6	5.1	3.4	4.4	4.4
Movement	9.5	8.2	8.4	8.4	8.4	8.4	8.4	8.4	8.4	8.2	8.0	8.0
Freedom of movement (V-Dem)	8.9	8.9	9.4	9.4	9.4	9.2	9.2	9.2	9.3	8.9	8.5	8.5
Freedom of movement (CLD)	10.0	7.5	7.5	7.5	7.5	7.5	7.5	7.5	7.5	7.5	7.5	7.5
Religion	9.8	9.8	9.8	9.8	9.8	9.6	9.6	8.8	9.2	8.1	7.4	7.4
Freedom of religion	9.8	9.8	9.7	9.7	9.7	9.6	9.6	8.3	9.1	8.2	7.7	7.7
Religious organization repression	9.8	9.8	9.8	9.8	9.8	9.6	9.6	9.3	9.4	8.0	7.2	7.2
Association, assembly, civil society	8.3	8.2	8.5	8.8	8.8	8.8	8.8	8.8	8.5	8.3	7.8	7.5
Civil society entry and exit	8.8	8.8	9.2	9.2	9.2	9.2	9.2	9.2	9.0	9.0	8.0	7.6
Freedom of assembly	7.3	7.0	7.0	8.0	8.0	8.0	8.0	8.0	8.0	7.7	7.7	7.3
Freedom to form/run political parties	8.2	8.2	8.2	8.2	8.2	8.2	8.2	8.2	8.3	8.1	8.1	8.1
Civil society repression	8.8	8.8	9.6	9.6	9.6	9.6	9.6	9.6	8.8	8.3	7.4	6.9
Expression and information	6.7	6.3	6.6	6.6	6.9	6.7	7.1	6.7	6.3	6.2	6.1	6.1
Press killed	2.8	0.0	0.0	0.0	0.0	0.0	2.1	1.0	1.7	2.4	4.5	5.4
Press jailed	9.5	9.5	9.5	9.5	9.7	10.0	10.0	10.0	10.0	10.0	10.0	10.0
Academic and cultural expression	5.0	5.0	5.0	5.0	5.0	5.0	5.0	5.0	5.0	5.0	5.0	5.0
Harassment of journalists	7.2	7.4	7.9	7.9	7.9	7.9	7.9	7.9	7.1	6.9	5.7	6.3
Government censorship effort	7.7	7.7	8.4	8.8	8.8	8.8	8.8	8.6	6.9	6.9	6.1	5.6
Internet censorship effort	9.0	9.0	9.0	9.0	9.0	9.2	9.2	8.9	8.9	8.9	8.3	8.3
Media self-censorship	4.0	4.0	4.5	4.8	4.8	4.8	4.8	4.8	3.8	3.9	3.5	3.5
Media freedom	7.7	7.7	8.1	8.1	8.1	7.5	7.5	7.5	6.5	6.5	5.6	5.6
Freedom of expression	7.2	6.2	6.8	6.2	8.2	6.8	8.2	6.8	7.0	5.5	6.5	5.0
Relationships	7.5	7.5	7.5	7.5	7.5	6.2	6.2	6.2	6.2	6.2	6.2	6.2
Same-sex relationships	10.0	10.0	10.0	10.0	10.0	10.0	10.0	10.0	10.0	10.0	10.0	10.0
Divorce	0.0	0.0	0.0	0.0	0.0	0.0	0.0	0.0	0.0	0.0	0.0	0.0
Inheritance rights	10.0	10.0	10.0	10.0	10.0	5.0	5.0	5.0	5.0	5.0	5.0	5.0
Female genital mutilation	10.0	10.0	10.0	10.0	10.0	10.0	10.0	10.0	10.0	10.0	10.0	10.0

Note: The data source V-Dem = Varieties of Democracy; the data source CLD = Civil Liberty Dataset.

Ranking
49

POLAND

EASTERN EUROPE

Score
7.96

PERSONAL FREEDOM

Ranking
43/165

Score
8.50



ECONOMIC FREEDOM

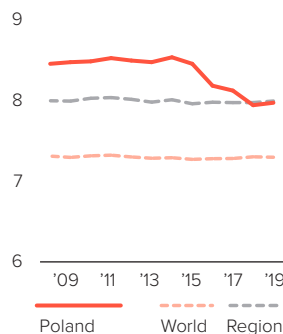
Ranking
75/165

Score
7.20

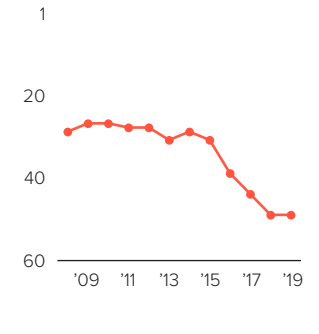


HUMAN FREEDOM

Score over time



Ranking over time



POLAND

EASTERN EUROPE

	2008	2009	2010	2011	2012	2013	2014	2015	2016	2017	2018	2019
Human freedom	8.44	8.46	8.47	8.51	8.48	8.46	8.52	8.44	8.17	8.11	7.93	7.96
Ranking	29	27	27	28	28	31	29	31	39	44	49	49
Economic freedom	7.08	7.15	7.16	7.26	7.34	7.32	7.54	7.52	7.38	7.49	7.09	7.20
Personal freedom	9.41	9.40	9.41	9.40	9.29	9.27	9.23	9.10	8.72	8.54	8.53	8.50
Rule of law	7.5	7.5	7.5	7.5	6.9	7.4	7.1	6.4	6.4	6.4	6.3	6.3
Procedural justice	9.0	9.0	9.0	9.0	7.4	8.4	7.7	6.6	6.6	6.9	6.6	6.6
Civil justice	6.3	6.3	6.3	6.3	6.2	6.6	6.6	6.4	6.4	6.4	6.3	6.3
Criminal justice	7.3	7.3	7.3	7.3	7.0	7.4	6.9	6.2	6.2	6.1	6.0	6.0
Security and safety	9.8	9.8	9.8	9.8	9.8	9.8	9.8	9.8	9.6	9.5	9.5	9.5
Homicide	9.6	9.6	9.7	9.7	9.7	9.8	9.8	9.8	9.8	9.8	9.8	9.8
Disappearances, conflicts, terrorism	9.9	9.9	9.9	9.9	9.9	9.8	9.8	9.8	9.3	9.3	9.3	9.3
Movement	9.8	9.8	9.8	9.8	9.8	9.8	9.8	9.8	9.8	9.7	9.7	9.7
Freedom of movement (V-Dem)	9.6	9.6	9.6	9.6	9.7	9.7	9.7	9.7	9.7	9.3	9.3	9.3
Freedom of movement (CLD)	10.0	10.0	10.0	10.0	10.0	10.0	10.0	10.0	10.0	10.0	10.0	10.0
Religion	9.7	9.7	9.7	9.7	9.7	9.1	9.1	9.0	8.9	8.9	8.9	8.8
Freedom of religion	9.9	9.9	9.9	9.9	9.9	8.6	8.6	8.6	8.4	8.3	8.3	8.2
Religious organization repression	9.6	9.6	9.6	9.6	9.6	9.6	9.6	9.4	9.4	9.4	9.4	9.4
Association, assembly, civil society	9.4	9.4	9.4	9.4	9.2	9.2	9.2	9.2	8.6	7.8	7.8	7.8
Civil society entry and exit	8.4	8.4	8.4	8.4	8.4	8.4	8.4	8.4	7.4	6.9	6.9	6.8
Freedom of assembly	10.0	10.0	10.0	10.0	9.2	9.2	9.2	9.2	9.2	8.0	8.0	8.0
Freedom to form/run political parties	9.7	9.7	9.7	9.7	9.6	9.6	9.6	9.6	9.6	9.5	9.5	9.6
Civil society repression	9.7	9.7	9.7	9.7	9.7	9.7	9.7	9.7	8.0	6.8	6.8	6.8
Expression and information	9.6	9.5	9.6	9.5	9.6	9.4	9.5	9.4	7.8	7.5	7.6	7.4
Press killed	10.0	10.0	10.0	10.0	10.0	10.0	10.0	9.2	9.2	9.2	9.2	9.2
Press jailed	10.0	10.0	10.0	10.0	10.0	10.0	10.0	10.0	10.0	10.0	10.0	10.0
Academic and cultural expression	10.0	10.0	10.0	10.0	10.0	10.0	10.0	10.0	7.5	7.5	7.5	7.5
Harassment of journalists	9.6	9.6	9.6	9.6	9.6	9.0	9.0	9.0	6.6	6.2	6.2	6.0
Government censorship effort	9.6	9.6	9.6	9.6	9.6	9.6	9.6	9.6	6.1	5.5	5.5	5.5
Internet censorship effort	9.7	9.7	9.7	9.7	9.7	9.7	9.7	9.7	9.7	9.7	9.7	9.7
Media self-censorship	8.9	8.9	8.9	8.9	8.9	8.9	8.9	8.9	6.3	6.0	6.0	6.0
Media freedom	9.5	9.5	9.5	9.5	9.5	9.5	9.5	9.5	5.9	5.9	5.9	5.9
Freedom of expression	8.8	8.2	8.8	8.2	8.8	8.2	8.8	8.8	8.8	7.8	8.2	7.2
Relationships	10.0	10.0	10.0	10.0	10.0	10.0	10.0	10.0	10.0	10.0	10.0	10.0
Same-sex relationships	10.0	10.0	10.0	10.0	10.0	10.0	10.0	10.0	10.0	10.0	10.0	10.0
Divorce	10.0	10.0	10.0	10.0	10.0	10.0	10.0	10.0	10.0	10.0	10.0	10.0
Inheritance rights	10.0	10.0	10.0	10.0	10.0	10.0	10.0	10.0	10.0	10.0	10.0	10.0
Female genital mutilation	10.0	10.0	10.0	10.0	10.0	10.0	10.0	10.0	10.0	10.0	10.0	10.0

Note: The data source V-Dem = Varieties of Democracy; the data source CLD = Civil Liberty Dataset.

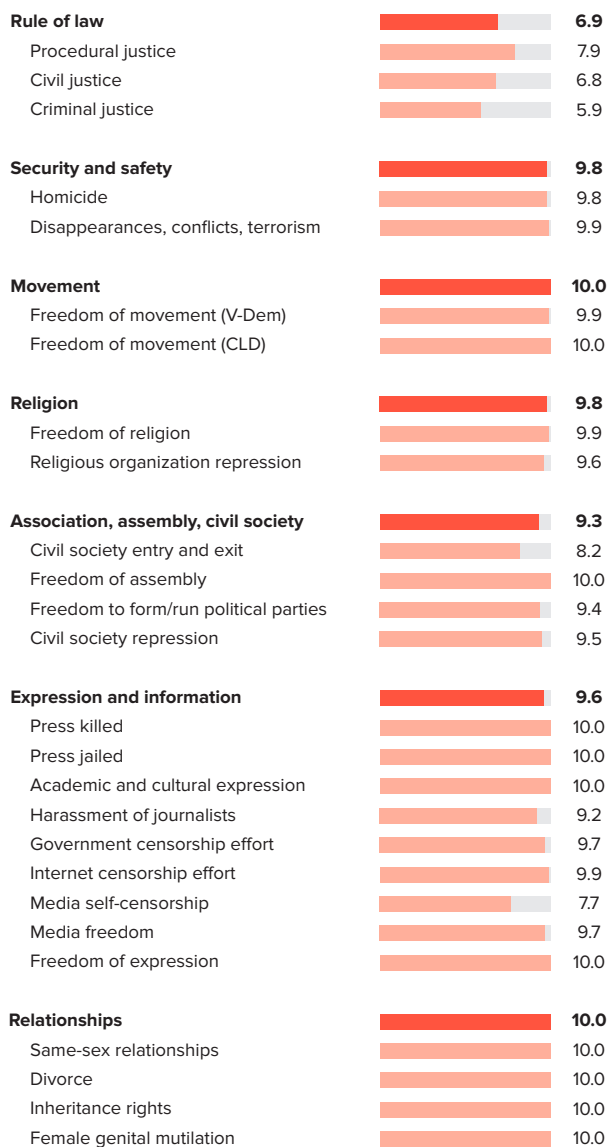
Ranking
18

PORTUGAL

WESTERN EUROPE

Score
8.69

PERSONAL FREEDOM Ranking 12/165 Score 9.33

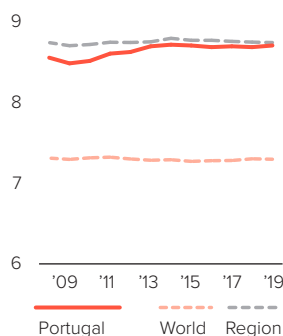


ECONOMIC FREEDOM Ranking 33/165 Score 7.79

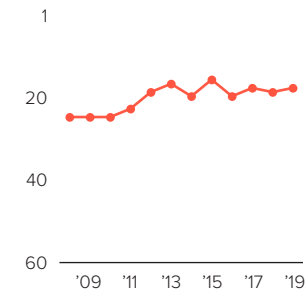


HUMAN FREEDOM

Score over time



Ranking over time



PORTUGAL

WESTERN EUROPE

	2008	2009	2010	2011	2012	2013	2014	2015	2016	2017	2018	2019
Human freedom	8.54	8.47	8.50	8.59	8.61	8.68	8.70	8.69	8.67	8.68	8.67	8.69
Ranking	25	25	25	23	19	17	20	16	20	18	19	18
Economic freedom	7.47	7.29	7.35	7.57	7.63	7.72	7.74	7.69	7.65	7.67	7.68	7.79
Personal freedom	9.31	9.31	9.32	9.33	9.31	9.37	9.40	9.41	9.40	9.39	9.38	9.33
Rule of law	6.6	6.6	6.6	6.6	6.5	7.0	7.2	7.2	7.2	7.0	6.9	6.9
Procedural justice	7.4	7.4	7.4	7.4	7.3	7.9	8.1	8.2	8.2	7.9	7.9	7.9
Civil justice	6.2	6.2	6.2	6.2	6.2	6.5	6.6	6.9	6.9	6.9	6.8	6.8
Criminal justice	6.2	6.2	6.2	6.2	5.9	6.7	6.7	6.4	6.4	6.0	5.9	5.9
Security and safety	9.8	9.8	9.8	9.8	9.8	9.7	9.8	9.8	9.8	9.8	9.8	9.8
Homicide	9.7	9.6	9.7	9.7	9.7	9.6	9.7	9.7	9.8	9.8	9.8	9.8
Disappearances, conflicts, terrorism	9.8	9.8	9.8	9.8	9.8	9.8	9.8	9.9	9.9	9.9	9.9	9.9
Movement	10.0	10.0	10.0	10.0	10.0	10.0	10.0	10.0	10.0	10.0	10.0	10.0
Freedom of movement (V-Dem)	9.9	9.9	9.9	9.9	9.9	9.9	9.9	9.9	9.9	9.9	9.9	9.9
Freedom of movement (CLD)	10.0	10.0	10.0	10.0	10.0	10.0	10.0	10.0	10.0	10.0	10.0	10.0
Religion	9.9	9.9	9.9	9.9	9.9	9.9	9.9	9.9	9.9	9.9	9.9	9.8
Freedom of religion	9.9	9.9	9.9	9.9	9.9	9.9	9.9	9.9	9.9	9.9	9.9	9.9
Religious organization repression	9.9	9.9	9.9	9.9	9.9	9.9	9.9	9.9	9.9	9.9	9.9	9.6
Association, assembly, civil society	9.4	9.4	9.5	9.5	9.5	9.4	9.4	9.5	9.4	9.5	9.5	9.3
Civil society entry and exit	8.2	8.2	8.7	8.7	8.7	8.7	8.7	8.9	8.2	8.8	8.8	8.2
Freedom of assembly	10.0	10.0	10.0	10.0	10.0	10.0	10.0	10.0	10.0	10.0	10.0	10.0
Freedom to form/run political parties	9.5	9.5	9.4	9.4	9.4	9.4	9.4	9.4	9.4	9.4	9.4	9.4
Civil society repression	9.8	9.8	9.8	9.8	9.8	9.7	9.7	9.7	9.9	9.9	9.9	9.5
Expression and information	9.6	9.6	9.5	9.6	9.6	9.5	9.5	9.6	9.5	9.6	9.6	9.6
Press killed	10.0	10.0	10.0	10.0	10.0	10.0	10.0	10.0	10.0	10.0	10.0	10.0
Press jailed	10.0	10.0	10.0	10.0	10.0	10.0	10.0	10.0	10.0	10.0	10.0	10.0
Academic and cultural expression	10.0	10.0	10.0	10.0	10.0	10.0	10.0	10.0	10.0	10.0	10.0	10.0
Harassment of journalists	9.8	9.8	9.8	9.8	9.8	9.0	9.0	9.2	9.2	9.2	9.2	9.2
Government censorship effort	9.0	9.0	9.0	9.0	9.0	9.0	9.0	9.0	9.2	9.6	9.6	9.7
Internet censorship effort	9.9	9.9	9.9	9.9	9.9	9.9	9.9	9.9	9.9	9.9	9.9	9.9
Media self-censorship	8.4	8.4	8.4	8.6	8.6	8.6	8.6	8.6	8.1	7.8	7.9	7.7
Media freedom	9.0	9.0	8.8	8.8	8.8	9.0	9.0	9.3	9.3	9.7	9.7	9.7
Freedom of expression	10.0	10.0	10.0	10.0	10.0	10.0	10.0	10.0	10.0	10.0	10.0	10.0
Relationships	10.0	10.0	10.0	10.0	10.0	10.0	10.0	10.0	10.0	10.0	10.0	10.0
Same-sex relationships	10.0	10.0	10.0	10.0	10.0	10.0	10.0	10.0	10.0	10.0	10.0	10.0
Divorce	10.0	10.0	10.0	10.0	10.0	10.0	10.0	10.0	10.0	10.0	10.0	10.0
Inheritance rights	10.0	10.0	10.0	10.0	10.0	10.0	10.0	10.0	10.0	10.0	10.0	10.0
Female genital mutilation	10.0	10.0	10.0	10.0	10.0	10.0	10.0	10.0	10.0	10.0	10.0	10.0

Note: The data source V-Dem = Varieties of Democracy; the data source CLD = Civil Liberty Dataset.

Ranking
128

QATAR

MIDDLE EAST & NORTH AFRICA

Score
6.15

PERSONAL FREEDOM

Ranking
142/165

Score
5.48



ECONOMIC FREEDOM

Ranking
80/165

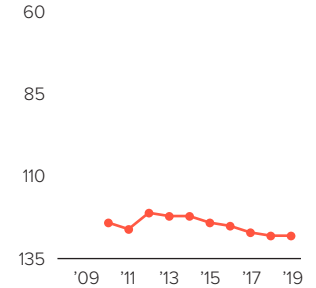
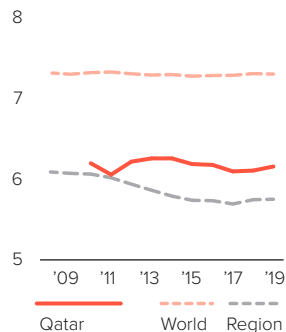
Score
7.09



HUMAN FREEDOM

Score over time

Ranking over time



QATAR

MIDDLE EAST & NORTH AFRICA

	2008	2009	2010	2011	2012	2013	2014	2015	2016	2017	2018	2019
Human freedom	-	-	6.19	6.05	6.21	6.25	6.25	6.18	6.17	6.09	6.10	6.15
Ranking	-	-	124	126	121	122	122	124	125	127	128	128
Economic freedom	-	-	7.14	6.97	7.15	7.17	7.31	7.08	7.14	7.06	7.01	7.09
Personal freedom	-	-	5.50	5.40	5.54	5.60	5.49	5.54	5.48	5.40	5.44	5.48
Rule of law	-	-	6.5	6.4	6.7	6.7	6.5	6.4	6.4	6.3	6.3	6.3
Procedural justice	-	-	-	-	-	-	-	-	-	-	-	-
Civil justice	-	-	-	-	-	-	-	-	-	-	-	-
Criminal justice	-	-	-	-	-	-	-	-	-	-	-	-
Security and safety	-	-	9.7	8.8	9.7	9.6	9.3	9.6	9.6	9.6	9.7	9.7
Homicide	-	-	9.9	9.9	9.9	9.9	9.9	9.9	9.9	9.9	9.9	9.9
Disappearances, conflicts, terrorism	-	-	9.4	7.7	9.4	9.4	8.6	9.3	9.4	9.4	9.5	9.5
Movement	-	-	7.4	7.4	7.4	7.1	7.1	7.1	7.1	7.1	7.1	7.1
Freedom of movement (V-Dem)	-	-	7.2	7.2	7.2	6.6	6.6	6.7	6.7	6.6	6.8	6.7
Freedom of movement (CLD)	-	-	7.5	7.5	7.5	7.5	7.5	7.5	7.5	7.5	7.5	7.5
Religion	-	-	5.4	5.4	5.4	5.3	5.3	5.3	5.3	4.9	5.1	5.4
Freedom of religion	-	-	4.8	4.8	4.8	4.8	4.8	4.8	4.8	4.0	4.0	4.2
Religious organization repression	-	-	6.0	6.0	6.0	5.8	5.8	5.8	5.8	5.8	6.2	6.5
Association, assembly, civil society	-	-	2.8	2.8	2.8	2.7	2.7	2.8	2.8	2.7	2.7	2.7
Civil society entry and exit	-	-	1.8	1.8	1.8	2.1	2.1	2.1	2.1	2.1	2.1	2.1
Freedom of assembly	-	-	3.0	3.0	3.0	2.7	2.7	2.7	2.7	2.3	2.3	2.3
Freedom to form/run political parties	-	-	1.7	1.7	1.7	1.7	1.7	1.7	1.7	1.7	1.7	1.7
Civil society repression	-	-	4.7	4.7	4.7	4.5	4.5	4.7	4.7	4.7	4.7	4.7
Expression and information	-	-	5.0	5.3	5.1	5.2	5.0	5.1	4.6	4.7	4.6	4.7
Press killed	-	-	10.0	10.0	10.0	10.0	10.0	10.0	10.0	10.0	10.0	10.0
Press jailed	-	-	10.0	10.0	10.0	10.0	10.0	10.0	10.0	10.0	10.0	10.0
Academic and cultural expression	-	-	5.0	5.0	5.0	5.0	5.0	5.0	2.5	2.5	2.5	2.5
Harassment of journalists	-	-	4.2	4.3	4.3	4.3	4.3	3.9	3.9	3.9	3.9	3.9
Government censorship effort	-	-	2.4	2.4	2.4	2.3	2.0	2.0	2.0	2.0	2.0	2.0
Internet censorship effort	-	-	6.3	6.3	6.5	6.5	6.5	6.5	6.5	6.5	6.5	6.4
Media self-censorship	-	-	1.5	2.2	2.2	2.6	2.6	2.6	1.5	1.7	1.9	1.9
Media freedom	-	-	1.2	1.2	1.2	1.0	1.0	1.0	1.0	1.3	1.6	1.0
Freedom of expression	-	-	4.5	6.0	4.5	5.5	4.0	5.0	4.0	4.5	3.5	4.5
Relationships	-	-	1.8	1.8	1.8	2.5	2.5	2.5	2.5	2.5	2.5	2.5
Same-sex relationships	-	-	0.0	0.0	0.0	0.0	0.0	0.0	0.0	0.0	0.0	0.0
Divorce	-	-	0.0	0.0	0.0	0.0	0.0	0.0	0.0	0.0	0.0	0.0
Inheritance rights	-	-	0.0	0.0	0.0	0.0	0.0	0.0	0.0	0.0	0.0	0.0
Female genital mutilation	-	-	7.0	7.0	7.0	10.0	10.0	10.0	10.0	10.0	10.0	10.0

Note: The data source V-Dem = Varieties of Democracy; the data source CLD = Civil Liberty Dataset.

Ranking
35

ROMANIA

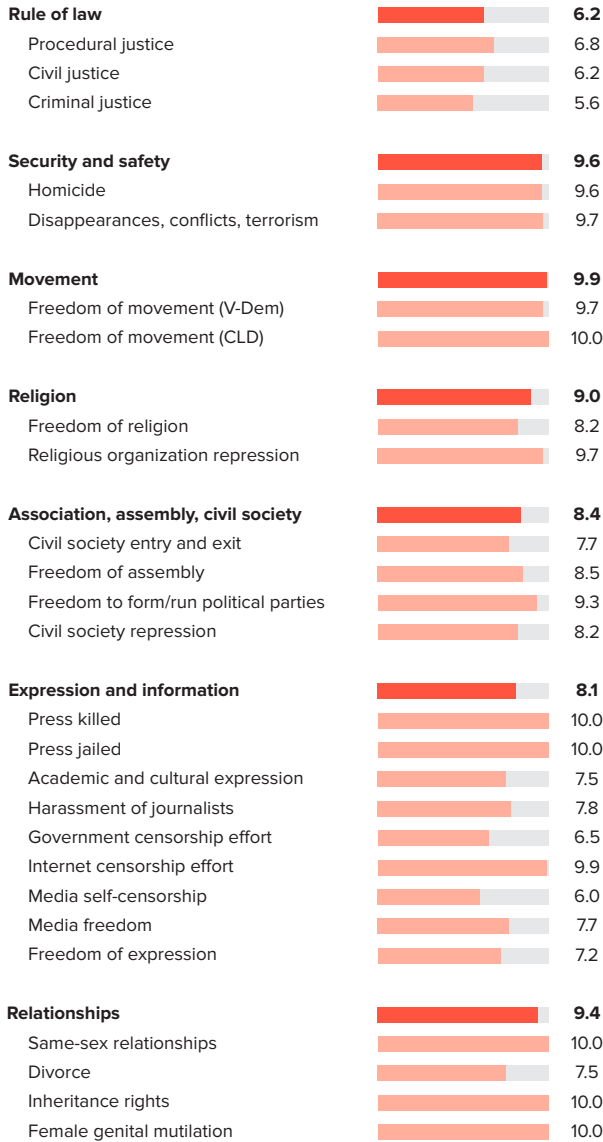
EASTERN EUROPE

Score
8.33

PERSONAL FREEDOM

Ranking
39/165

Score
8.65



ECONOMIC FREEDOM

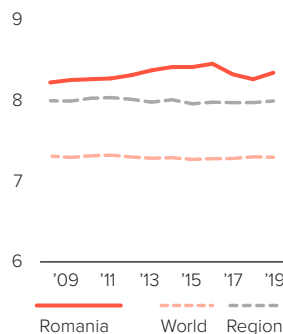
Ranking
26/165

Score
7.88

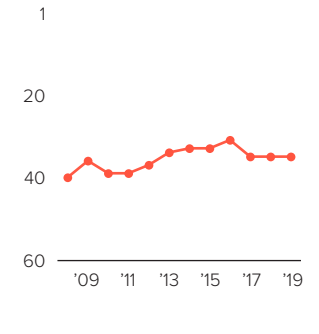


HUMAN FREEDOM

Score over time



Ranking over time



ROMANIA

EASTERN EUROPE

	2008	2009	2010	2011	2012	2013	2014	2015	2016	2017	2018	2019
Human freedom	8.21	8.24	8.25	8.26	8.30	8.36	8.40	8.40	8.44	8.31	8.25	8.33
Ranking	40	36	39	39	37	34	33	33	31	35	35	35
Economic freedom	7.43	7.52	7.52	7.54	7.65	7.81	7.91	7.91	7.94	7.88	7.84	7.88
Personal freedom	8.77	8.76	8.78	8.77	8.76	8.75	8.75	8.75	8.81	8.61	8.54	8.65
Rule of law	6.3	6.3	6.3	6.3	6.2	6.4	6.3	6.3	6.3	6.3	6.2	6.2
Procedural justice	7.0	7.0	7.0	7.0	7.1	7.0	6.7	6.8	6.8	6.8	6.8	6.8
Civil justice	5.9	5.9	5.9	5.9	5.9	6.3	6.5	6.5	6.5	6.4	6.2	6.2
Criminal justice	6.0	6.0	6.0	6.0	5.6	6.0	5.8	5.8	5.8	5.7	5.6	5.6
Security and safety	9.5	9.5	9.5	9.6	9.6	9.6	9.6	9.6	9.6	9.6	9.6	9.6
Homicide	9.3	9.4	9.4	9.5	9.5	9.5	9.5	9.5	9.6	9.6	9.6	9.6
Disappearances, conflicts, terrorism	9.6	9.6	9.6	9.6	9.6	9.7	9.7	9.7	9.7	9.6	9.6	9.7
Movement	9.8	9.8	9.9	9.9	9.9	9.9	9.9	9.9	9.9	9.9	9.9	9.9
Freedom of movement (V-Dem)	9.7	9.7	9.7	9.7	9.7	9.7	9.7	9.7	9.7	9.7	9.7	9.7
Freedom of movement (CLD)	10.0	10.0	10.0	10.0	10.0	10.0	10.0	10.0	10.0	10.0	10.0	10.0
Religion	8.9	8.9	8.9	8.9	8.9	8.9	8.9	8.9	8.9	9.0	9.0	9.0
Freedom of religion	8.2	8.2	8.2	8.2	8.2	8.2	8.2	8.2	8.2	8.2	8.2	8.2
Religious organization repression	9.6	9.6	9.6	9.6	9.6	9.6	9.6	9.6	9.6	9.7	9.7	9.7
Association, assembly, civil society	9.2	9.2	9.1	9.1	9.1	9.0	9.0	9.1	9.1	8.2	7.9	8.4
Civil society entry and exit	8.8	8.8	8.6	8.6	8.6	8.6	8.6	8.6	8.9	7.3	7.1	7.7
Freedom of assembly	9.2	9.2	9.2	9.2	9.2	8.8	8.8	8.8	8.8	8.8	8.0	8.5
Freedom to form/run political parties	8.8	8.8	8.8	8.8	8.8	8.9	8.9	9.1	9.2	9.2	9.3	9.3
Civil society repression	9.8	9.8	9.8	9.8	9.8	9.8	9.8	9.8	9.6	7.4	7.1	8.2
Expression and information	8.4	8.3	8.4	8.3	8.4	8.1	8.2	8.2	8.4	8.0	7.9	8.1
Press killed	10.0	10.0	10.0	10.0	10.0	10.0	10.0	10.0	10.0	10.0	10.0	10.0
Press jailed	10.0	10.0	10.0	10.0	10.0	10.0	10.0	10.0	10.0	10.0	10.0	10.0
Academic and cultural expression	7.5	7.5	7.5	7.5	7.5	7.5	7.5	7.5	7.5	7.5	7.5	7.5
Harassment of journalists	7.5	7.5	7.5	7.5	8.0	8.3	8.3	8.5	8.3	7.6	7.1	7.8
Government censorship effort	7.9	7.9	7.9	7.9	7.4	8.0	8.0	8.4	9.1	7.4	6.0	6.5
Internet censorship effort	9.9	9.9	9.9	9.9	9.9	9.9	9.9	9.9	9.9	9.9	9.9	9.9
Media self-censorship	6.4	6.4	6.4	6.4	6.4	6.6	6.6	6.6	7.3	6.0	6.0	6.0
Media freedom	7.3	7.3	7.8	7.8	7.2	5.0	5.0	5.2	5.8	6.1	6.7	7.7
Freedom of expression	8.8	7.8	8.8	7.8	8.8	7.2	8.2	7.2	8.2	7.2	8.2	7.2
Relationships	9.4	9.4	9.4	9.4	9.4	9.4	9.4	9.4	9.4	9.4	9.4	9.4
Same-sex relationships	10.0	10.0	10.0	10.0	10.0	10.0	10.0	10.0	10.0	10.0	10.0	10.0
Divorce	7.5	7.5	7.5	7.5	7.5	7.5	7.5	7.5	7.5	7.5	7.5	7.5
Inheritance rights	10.0	10.0	10.0	10.0	10.0	10.0	10.0	10.0	10.0	10.0	10.0	10.0
Female genital mutilation	10.0	10.0	10.0	10.0	10.0	10.0	10.0	10.0	10.0	10.0	10.0	10.0

Note: The data source V-Dem = Varieties of Democracy; the data source CLD = Civil Liberty Dataset.

Ranking
126

RUSSIAN FEDERATION

EASTERN EUROPE

Score
6.23

PERSONAL FREEDOM

Ranking
126/165

Score
5.90



ECONOMIC FREEDOM

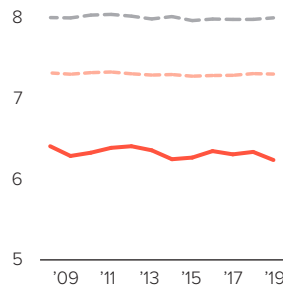
Ranking
100/165

Score
6.70

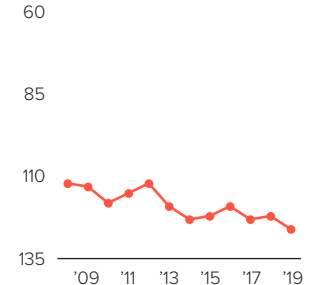


HUMAN FREEDOM

Score over time



Ranking over time



RUSSIAN FEDERATION

EASTERN EUROPE

	2008	2009	2010	2011	2012	2013	2014	2015	2016	2017	2018	2019
Human freedom	6.40	6.28	6.32	6.38	6.40	6.35	6.24	6.26	6.34	6.30	6.33	6.23
Ranking	112	113	118	115	112	119	123	122	119	123	122	126
Economic freedom	6.37	6.29	6.45	6.48	6.58	6.59	6.59	6.64	6.81	6.83	6.85	6.70
Personal freedom	6.42	6.28	6.23	6.31	6.28	6.18	5.99	6.00	6.01	5.93	5.96	5.90
Rule of law	4.3	4.3	4.3	4.3	4.0	4.2	3.9	4.0	4.0	4.1	4.0	4.0
Procedural justice	3.9	3.9	3.9	3.9	4.0	3.9	3.1	3.3	3.3	3.7	3.4	3.4
Civil justice	5.0	5.0	5.0	5.0	4.6	5.0	5.2	5.3	5.3	5.2	5.4	5.4
Criminal justice	4.0	4.0	4.0	4.0	3.6	3.6	3.3	3.4	3.4	3.4	3.1	3.1
Security and safety	5.8	5.6	5.4	6.1	6.4	6.5	6.3	6.3	6.7	6.6	6.8	6.8
Homicide	5.2	5.7	5.7	6.8	6.7	6.7	6.7	6.6	6.8	7.4	7.6	7.6
Disappearances, conflicts, terrorism	6.4	5.5	5.1	5.4	6.2	6.3	5.9	6.0	6.6	5.9	6.0	6.0
Movement	7.1	7.1	7.1	7.1	7.1	7.0	6.9	6.9	6.9	6.9	6.9	6.9
Freedom of movement (V-Dem)	9.2	9.2	9.1	9.2	9.1	9.0	8.8	8.7	8.7	8.7	8.7	8.7
Freedom of movement (CLD)	5.0	5.0	5.0	5.0	5.0	5.0	5.0	5.0	5.0	5.0	5.0	5.0
Religion	7.1	6.4	6.4	6.3	6.2	6.0	5.8	5.8	5.6	5.2	5.3	5.1
Freedom of religion	7.4	6.1	6.1	6.1	6.0	6.2	5.9	5.9	5.8	5.6	5.6	5.4
Religious organization repression	6.9	6.7	6.6	6.5	6.4	5.7	5.7	5.7	5.5	4.8	4.9	4.8
Association, assembly, civil society	5.2	5.2	5.1	4.9	4.9	4.4	4.4	4.4	4.3	4.3	4.4	4.2
Civil society entry and exit	4.3	4.4	4.3	3.9	3.8	3.0	3.0	3.0	2.9	2.9	2.9	2.9
Freedom of assembly	3.8	3.8	3.8	3.8	3.8	3.5	3.5	3.5	3.5	3.5	3.5	3.5
Freedom to form/run political parties	6.5	6.5	6.4	6.3	6.6	6.6	6.6	6.6	6.6	6.6	6.5	6.4
Civil society repression	6.0	6.0	6.0	5.6	5.5	4.6	4.5	4.4	4.3	4.2	4.6	4.0
Expression and information	5.5	5.4	5.4	5.5	5.2	5.1	4.6	4.6	4.5	4.4	4.4	4.4
Press killed	7.5	6.9	7.3	7.7	7.7	8.1	9.2	9.2	9.4	9.2	9.6	9.6
Press jailed	8.8	8.6	8.5	8.8	9.3	9.3	9.3	9.3	9.0	8.1	7.6	6.6
Academic and cultural expression	2.5	2.5	2.5	2.5	2.5	2.5	0.0	0.0	0.0	0.0	0.0	0.0
Harassment of journalists	5.8	5.7	5.7	5.8	5.2	4.8	4.3	4.0	4.0	3.9	3.9	3.7
Government censorship effort	2.8	2.9	2.5	2.5	2.2	2.2	1.3	1.3	1.3	1.3	1.3	1.3
Internet censorship effort	9.8	9.6	9.3	9.3	8.4	8.3	7.1	6.8	6.8	6.8	6.8	6.8
Media self-censorship	3.8	3.8	3.8	3.8	3.7	3.7	3.6	3.6	3.4	3.4	3.4	3.4
Media freedom	4.0	4.3	4.3	4.3	3.5	2.7	2.7	2.8	2.6	2.6	3.3	3.3
Freedom of expression	4.5	4.5	4.5	4.5	4.5	4.5	4.0	4.5	4.0	4.5	4.0	4.5
Relationships	10.0	10.0	10.0	10.0	10.0	10.0	10.0	10.0	10.0	10.0	10.0	10.0
Same-sex relationships	10.0	10.0	10.0	10.0	10.0	10.0	10.0	10.0	10.0	10.0	10.0	10.0
Divorce	10.0	10.0	10.0	10.0	10.0	10.0	10.0	10.0	10.0	10.0	10.0	10.0
Inheritance rights	10.0	10.0	10.0	10.0	10.0	10.0	10.0	10.0	10.0	10.0	10.0	10.0
Female genital mutilation	10.0	10.0	10.0	10.0	10.0	10.0	10.0	10.0	10.0	10.0	10.0	10.0

Note: The data source V-Dem = Varieties of Democracy; the data source CLD = Civil Liberty Dataset.

Ranking
120

RWANDA

SUB-SAHARAN AFRICA

Score
6.36

PERSONAL FREEDOM

Ranking
135/165

Score
5.65



ECONOMIC FREEDOM

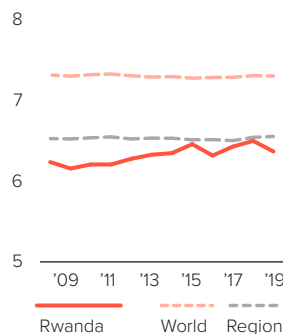
Ranking
64/165

Score
7.35

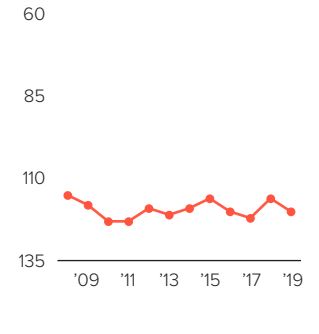


HUMAN FREEDOM

Score over time



Ranking over time



RWANDA

SUB-SAHARAN AFRICA

	2008	2009	2010	2011	2012	2013	2014	2015	2016	2017	2018	2019
Human freedom	6.23	6.15	6.20	6.20	6.27	6.32	6.34	6.45	6.31	6.42	6.49	6.36
Ranking	115	118	123	123	119	121	119	116	120	122	116	120
Economic freedom	6.69	6.73	7.02	7.03	7.19	7.13	7.15	7.18	7.13	7.20	7.34	7.35
Personal freedom	5.91	5.73	5.61	5.61	5.62	5.75	5.76	5.92	5.73	5.86	5.88	5.65
Rule of law	4.4	4.4	4.7	4.7	4.8	4.9	5.3	5.3	5.4	5.3	5.2	5.2
Procedural justice	-	-	-	-	-	-	-	-	-	4.1	3.8	3.8
Civil justice	-	-	-	-	-	-	-	-	-	6.3	6.4	6.4
Criminal justice	-	-	-	-	-	-	-	-	-	5.5	5.4	5.4
Security and safety	8.6	7.3	6.2	6.8	6.9	7.4	7.3	8.3	7.2	7.5	7.8	7.0
Homicide	9.6	9.2	9.2	9.3	9.3	9.1	8.9	9.2	9.2	9.2	9.2	9.2
Disappearances, conflicts, terrorism	7.6	5.4	3.1	4.3	4.5	5.8	5.7	7.3	5.2	5.8	6.3	4.7
Movement	7.5	7.5	7.5	7.5	7.5	7.6	7.6	7.6	7.5	7.0	7.1	7.1
Freedom of movement (V-Dem)	7.5	7.5	7.5	7.5	7.6	7.7	7.6	7.6	7.4	6.5	6.7	6.6
Freedom of movement (CLD)	7.5	7.5	7.5	7.5	7.5	7.5	7.5	7.5	7.5	7.5	7.5	7.5
Religion	6.3	6.3	6.3	6.3	6.3	6.3	6.3	6.1	5.7	5.6	5.2	5.2
Freedom of religion	8.4	8.4	8.4	8.4	8.4	8.4	8.4	8.4	7.8	7.4	7.0	7.0
Religious organization repression	4.2	4.2	4.2	4.2	4.2	4.2	4.2	3.9	3.6	3.8	3.5	3.5
Association, assembly, civil society	3.8	3.9	3.9	3.8	3.8	3.8	3.7	3.7	3.7	3.6	3.7	3.8
Civil society entry and exit	3.5	3.5	3.5	3.5	3.5	3.5	3.3	3.3	3.3	3.1	3.1	3.1
Freedom of assembly	3.0	3.3	3.3	3.0	3.0	2.7	2.7	2.7	2.7	2.7	2.7	2.7
Freedom to form/run political parties	4.9	4.9	4.9	4.9	4.9	4.9	4.9	4.9	4.9	4.7	4.9	5.3
Civil society repression	3.9	3.9	3.8	4.0	4.0	4.0	4.0	4.0	4.1	4.0	4.0	4.0
Expression and information	3.8	3.8	3.9	3.3	3.1	3.3	3.3	3.6	3.7	4.5	4.7	3.8
Press killed	10.0	10.0	7.0	7.0	7.0	7.0	7.0	10.0	10.0	10.0	10.0	10.0
Press jailed	4.6	4.6	7.4	2.6	0.0	0.0	0.0	0.0	0.8	7.7	10.0	2.2
Academic and cultural expression	0.0	0.0	0.0	0.0	0.0	0.0	0.0	0.0	0.0	0.0	0.0	0.0
Harassment of journalists	2.4	2.4	2.4	2.4	2.5	2.5	2.5	2.6	2.6	1.1	2.0	1.5
Government censorship effort	4.8	4.8	5.0	5.4	5.4	5.4	5.4	5.4	5.4	5.4	5.4	5.4
Internet censorship effort	3.2	3.2	3.4	3.4	3.4	5.3	5.3	5.3	5.3	5.3	5.3	5.3
Media self-censorship	1.8	1.8	1.9	1.9	1.9	2.6	2.6	2.6	2.6	2.6	1.5	1.5
Media freedom	2.9	2.9	2.9	2.9	2.9	2.9	2.9	2.9	2.9	4.0	4.5	4.5
Freedom of expression	4.5	4.5	5.0	4.0	4.5	4.0	4.0	4.0	4.0	4.0	4.0	4.0
Relationships	6.9	6.9	6.9	6.9	6.9	6.9	6.9	6.9	6.9	7.5	7.5	7.5
Same-sex relationships	10.0	10.0	10.0	10.0	10.0	10.0	10.0	10.0	10.0	10.0	10.0	10.0
Divorce	2.5	2.5	2.5	2.5	2.5	2.5	2.5	2.5	2.5	2.5	2.5	2.5
Inheritance rights	5.0	5.0	5.0	5.0	5.0	5.0	5.0	5.0	5.0	7.5	7.5	7.5
Female genital mutilation	10.0	10.0	10.0	10.0	10.0	10.0	10.0	10.0	10.0	10.0	10.0	10.0

Note: The data source V-Dem = Varieties of Democracy; the data source CLD = Civil Liberty Dataset.

Ranking
155

SAUDI ARABIA

MIDDLE EAST & NORTH AFRICA

Score
5.12

PERSONAL FREEDOM

Ranking
161/165

Score
3.89



ECONOMIC FREEDOM

Ranking
91/165

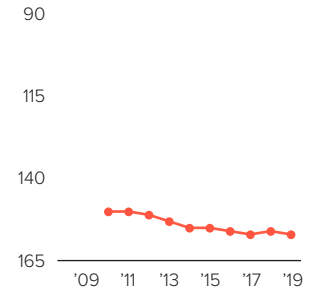
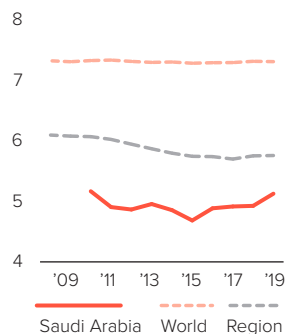
Score
6.85



HUMAN FREEDOM

Score over time

Ranking over time



SAUDI ARABIA

MIDDLE EAST & NORTH AFRICA

	2008	2009	2010	2011	2012	2013	2014	2015	2016	2017	2018	2019
Human freedom	-	-	5.16	4.90	4.86	4.95	4.85	4.68	4.88	4.91	4.92	5.12
Ranking	-	-	150	150	151	153	155	155	156	157	156	155
Economic freedom	-	-	6.52	6.34	6.19	6.29	6.24	6.01	6.37	6.31	6.37	6.85
Personal freedom	-	-	4.19	3.87	3.91	4.00	3.85	3.72	3.82	3.91	3.89	3.89
Rule of law	-	-	5.4	5.3	5.4	5.4	5.4	5.4	5.7	5.3	5.4	5.4
Procedural justice	-	-	-	-	-	-	-	-	-	-	-	-
Civil justice	-	-	-	-	-	-	-	-	-	-	-	-
Criminal justice	-	-	-	-	-	-	-	-	-	-	-	-
Security and safety	-	-	8.5	7.6	8.0	8.4	7.6	7.0	7.2	8.0	8.0	8.0
Homicide	-	-	9.7	9.6	9.6	9.6	9.6	9.6	9.6	9.6	9.6	9.6
Disappearances, conflicts, terrorism	-	-	7.2	5.7	6.4	7.2	5.6	4.3	4.9	6.3	6.3	6.4
Movement	-	-	4.9	4.9	4.9	4.9	4.9	4.9	4.9	5.0	4.8	5.2
Freedom of movement (V-Dem)	-	-	4.8	4.8	4.8	4.8	4.8	4.8	4.8	4.9	4.7	5.4
Freedom of movement (CLD)	-	-	5.0	5.0	5.0	5.0	5.0	5.0	5.0	5.0	5.0	5.0
Religion	-	-	2.2	2.2	2.2	2.4	2.4	2.4	2.4	2.6	2.6	2.4
Freedom of religion	-	-	1.5	1.5	1.5	1.6	1.6	1.6	1.6	2.1	2.1	1.6
Religious organization repression	-	-	2.9	2.9	2.9	3.1	3.1	3.1	3.1	3.1	3.1	3.1
Association, assembly, civil society	-	-	1.5	1.5	1.5	1.5	1.6	1.6	1.6	1.6	1.6	1.4
Civil society entry and exit	-	-	0.8	0.8	0.8	0.6	1.0	1.0	1.0	1.0	1.0	0.7
Freedom of assembly	-	-	1.5	1.5	1.5	1.5	1.5	1.5	1.5	1.5	1.5	1.5
Freedom to form/run political parties	-	-	0.9	0.9	0.9	0.9	0.9	0.9	0.9	0.9	0.9	0.6
Civil society repression	-	-	3.0	3.0	3.0	3.0	3.0	3.0	3.0	3.0	3.0	3.0
Expression and information	-	-	3.3	3.3	3.0	2.9	2.6	2.4	2.4	2.4	2.3	2.2
Press killed	-	-	10.0	10.0	10.0	10.0	10.0	10.0	10.0	10.0	9.1	9.1
Press jailed	-	-	8.2	8.2	4.8	3.2	1.0	0.0	0.0	0.0	0.0	0.0
Academic and cultural expression	-	-	0.0	0.0	0.0	0.0	0.0	0.0	0.0	0.0	0.0	0.0
Harassment of journalists	-	-	1.9	1.8	2.1	1.5	1.5	1.5	1.5	0.9	1.4	1.8
Government censorship effort	-	-	0.4	0.4	0.4	0.9	0.9	0.9	0.9	0.9	0.9	0.9
Internet censorship effort	-	-	2.8	2.8	3.5	3.5	3.5	3.5	3.5	4.6	4.6	4.6
Media self-censorship	-	-	1.8	1.8	1.8	1.8	1.8	1.8	1.8	1.8	1.6	0.9
Media freedom	-	-	2.5	2.5	2.5	2.5	2.5	1.4	1.4	1.1	1.1	1.1
Freedom of expression	-	-	2.2	2.2	2.2	2.2	2.2	2.2	2.2	2.2	2.2	1.8
Relationships	-	-	3.5	2.2	2.2	2.5	2.5	2.5	2.5	2.5	2.5	2.5
Same-sex relationships	-	-	0.0	0.0	0.0	0.0	0.0	0.0	0.0	0.0	0.0	0.0
Divorce	-	-	0.0	0.0	0.0	0.0	0.0	0.0	0.0	0.0	0.0	0.0
Inheritance rights	-	-	5.0	0.0	0.0	0.0	0.0	0.0	0.0	0.0	0.0	0.0
Female genital mutilation	-	-	9.0	9.0	9.0	10.0	10.0	10.0	10.0	10.0	10.0	10.0

Note: The data source V-Dem = Varieties of Democracy; the data source CLD = Civil Liberty Dataset.

Ranking
87

SENEGAL

SUB-SAHARAN AFRICA

Score
7.07

PERSONAL FREEDOM Ranking 78/165 Score 7.66

Rule of law **4.9**

- Procedural justice 4.6
- Civil justice 5.7
- Criminal justice 4.5

Security and safety **9.1**

- Homicide -
- Disappearances, conflicts, terrorism 9.1

Movement **8.5**

- Freedom of movement (V-Dem) 9.4
- Freedom of movement (CLD) 7.5

Religion **9.3**

- Freedom of religion 9.2
- Religious organization repression 9.4

Association, assembly, civil society **8.4**

- Civil society entry and exit 8.8
- Freedom of assembly 6.8
- Freedom to form/run political parties 8.9
- Civil society repression 9.0

Expression and information **8.5**

- Press killed 10.0
- Press jailed 10.0
- Academic and cultural expression 5.0
- Harassment of journalists 9.3
- Government censorship effort 8.9
- Internet censorship effort 9.8
- Media self-censorship 6.8
- Media freedom 9.6
- Freedom of expression 7.2

Relationships **5.0**

- Same-sex relationships 0.0
- Divorce 7.5
- Inheritance rights 5.0
- Female genital mutilation 7.5

ECONOMIC FREEDOM Ranking 127/165 Score 6.25

Size of government **7.1**

- Government consumption 6.9
- Transfers and subsidies 9.7
- Government investment 7.0
- Top marginal tax rate 5.0
- State ownership of assets 6.7

Legal system and property rights **4.4**

- Judicial independence 4.9
- Impartial courts 5.1
- Protection of property rights 5.2
- Military interference 4.2
- Integrity of the legal system 5.7
- Legal enforcement of contracts 3.4
- Regulatory costs 6.9
- Reliability of police 6.9

Sound money **7.2**

- Money growth 9.4
- Standard deviation of inflation 9.6
- Inflation: Most recent year 9.6
- Freedom to own foreign currency 0.0

Freedom to trade internationally **6.8**

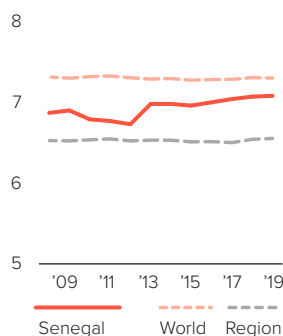
- Tariffs 7.3
- Regulatory trade barriers 5.8
- Black-market exchange rates 10.0
- Movement of capital and people 4.1

Regulation **5.8**

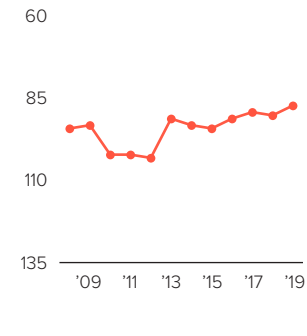
- Credit market regulations 7.5
- Labor market regulations 3.6
- Business regulations 6.4

HUMAN FREEDOM

Score over time



Ranking over time



SENEGAL

SUB-SAHARAN AFRICA

	2008	2009	2010	2011	2012	2013	2014	2015	2016	2017	2018	2019
Human freedom	6.86	6.89	6.78	6.76	6.72	6.97	6.97	6.95	6.99	7.03	7.06	7.07
Ranking	94	93	102	102	103	91	93	94	91	89	90	87
Economic freedom	5.88	5.96	5.72	5.70	5.69	6.00	6.03	6.00	6.12	6.28	6.30	6.25
Personal freedom	7.56	7.55	7.53	7.52	7.46	7.66	7.64	7.62	7.61	7.56	7.60	7.66
Rule of law	5.0	5.0	5.0	5.0	5.0	4.7	4.8	4.7	4.7	4.8	4.9	4.9
Procedural justice	4.7	4.7	4.7	4.7	5.3	4.5	4.6	4.1	4.1	4.5	4.6	4.6
Civil justice	5.8	5.8	5.8	5.8	5.5	5.4	5.7	5.6	5.6	5.6	5.7	5.7
Criminal justice	4.6	4.6	4.6	4.6	4.2	4.4	4.3	4.3	4.3	4.4	4.5	4.5
Security and safety	8.1	8.2	7.9	7.8	7.6	8.2	8.2	8.3	8.3	8.4	8.5	9.1
Homicide	7.5	7.5	7.5	7.5	7.5	7.9	7.9	7.9	7.9	7.9	-	-
Disappearances, conflicts, terrorism	8.6	8.8	8.3	8.1	7.7	8.6	8.6	8.8	8.7	8.8	8.5	9.1
Movement	8.6	8.6	8.6	8.6	8.5	8.5	8.5	8.5	8.6	8.6	8.5	8.5
Freedom of movement (V-Dem)	9.6	9.6	9.6	9.6	9.4	9.6	9.6	9.6	9.6	9.6	9.6	9.4
Freedom of movement (CLD)	7.5	7.5	7.5	7.5	7.5	7.5	7.5	7.5	7.5	7.5	7.5	7.5
Religion	9.2	9.2	9.3	9.3	9.3	9.2	9.2	9.3	9.3	9.3	9.3	9.3
Freedom of religion	9.2	9.2	9.4	9.4	9.4	9.4	9.4	9.6	9.6	9.3	9.3	9.2
Religious organization repression	9.2	9.2	9.2	9.2	9.2	9.0	9.0	9.0	9.0	9.3	9.4	9.4
Association, assembly, civil society	8.9	8.9	8.9	8.9	8.9	9.0	8.8	8.7	8.7	8.4	8.4	8.4
Civil society entry and exit	8.8	9.0	9.0	9.0	8.8	8.8	8.8	8.8	8.8	7.9	8.8	8.8
Freedom of assembly	8.8	8.5	8.5	8.5	8.5	8.8	8.0	7.7	7.7	7.7	6.8	6.8
Freedom to form/run political parties	9.0	9.0	9.0	9.0	9.0	9.0	9.0	9.0	9.0	8.9	8.9	8.9
Civil society repression	9.1	9.1	9.1	9.1	9.3	9.3	9.2	9.2	9.2	9.0	9.0	9.0
Expression and information	8.2	8.1	8.1	8.1	8.0	9.0	9.0	8.9	8.8	8.5	8.5	8.5
Press killed	10.0	10.0	10.0	10.0	10.0	10.0	10.0	10.0	10.0	10.0	10.0	10.0
Press jailed	8.0	8.0	8.0	8.0	8.0	10.0	10.0	10.0	10.0	10.0	10.0	10.0
Academic and cultural expression	7.5	7.5	7.5	7.5	7.5	7.5	7.5	7.5	7.5	5.0	5.0	5.0
Harassment of journalists	9.2	9.2	9.1	9.1	9.3	9.3	9.3	9.3	9.6	8.2	8.9	9.3
Government censorship effort	5.9	5.9	5.9	5.9	5.4	9.3	9.3	9.3	8.8	8.8	8.4	8.9
Internet censorship effort	9.8	9.8	9.8	9.8	9.8	9.8	9.8	9.8	9.8	9.9	9.9	9.8
Media self-censorship	6.2	6.2	6.2	6.2	5.9	6.8	6.8	6.8	6.4	7.0	6.8	6.8
Media freedom	8.9	8.9	8.9	8.9	8.9	9.6	9.6	9.6	9.6	9.6	9.6	9.6
Freedom of expression	8.2	7.2	7.8	7.8	7.8	8.2	8.2	7.8	7.8	7.8	7.8	7.2
Relationships	4.9	4.9	4.9	4.9	4.9	5.0	5.0	5.0	5.0	5.0	5.0	5.0
Same-sex relationships	0.0	0.0	0.0	0.0	0.0	0.0	0.0	0.0	0.0	0.0	0.0	0.0
Divorce	7.5	7.5	7.5	7.5	7.5	7.5	7.5	7.5	7.5	7.5	7.5	7.5
Inheritance rights	5.0	5.0	5.0	5.0	5.0	5.0	5.0	5.0	5.0	5.0	5.0	5.0
Female genital mutilation	7.2	7.2	7.2	7.2	7.2	7.4	7.4	7.4	7.4	7.7	7.6	7.5

Note: The data source V-Dem = Varieties of Democracy; the data source CLD = Civil Liberty Dataset.

Ranking
67

SERBIA

EASTERN EUROPE

Score
7.54

PERSONAL FREEDOM Ranking 73/165 Score 7.77

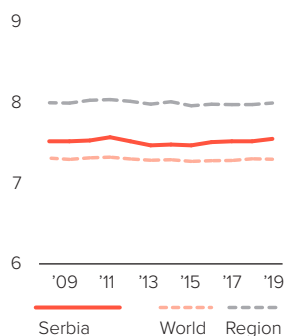


ECONOMIC FREEDOM Ranking 72/165 Score 7.22

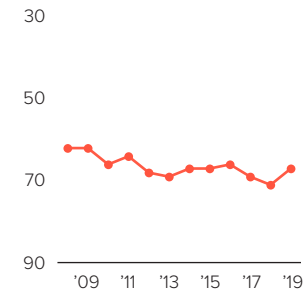


HUMAN FREEDOM

Score over time



Ranking over time



SERBIA

EASTERN EUROPE

	2008	2009	2010	2011	2012	2013	2014	2015	2016	2017	2018	2019
Human freedom	7.51	7.51	7.52	7.56	7.51	7.46	7.47	7.46	7.50	7.51	7.51	7.54
Ranking	62	62	66	64	68	69	67	67	66	69	71	67
Economic freedom	6.71	6.72	6.70	6.78	6.75	6.73	6.78	6.89	6.96	7.03	7.13	7.22
Personal freedom	8.08	8.08	8.11	8.12	8.06	7.97	7.95	7.87	7.89	7.85	7.78	7.77
Rule of law	4.7	4.7	4.7	4.7	4.6	4.6	4.6	4.4	4.4	4.5	4.7	4.7
Procedural justice	5.0	5.0	5.0	5.0	5.3	5.2	5.6	4.7	4.7	4.8	5.0	5.0
Civil justice	4.7	4.7	4.7	4.7	4.5	4.7	4.6	4.9	4.9	5.0	5.0	5.0
Criminal justice	4.5	4.5	4.5	4.5	4.1	3.8	3.4	3.6	3.6	3.8	4.0	4.0
Security and safety	8.7	9.1	8.8	9.2	9.0	9.4	9.2	9.4	9.3	9.2	9.1	9.1
Homicide	8.1	8.8	8.3	9.0	8.6	9.4	9.1	9.3	9.4	9.2	9.3	9.3
Disappearances, conflicts, terrorism	9.4	9.4	9.4	9.4	9.4	9.4	9.4	9.4	9.3	9.1	8.9	8.9
Movement	9.9	9.9	9.9	9.9	9.9	9.9	9.9	9.9	9.9	9.8	9.7	9.7
Freedom of movement (V-Dem)	9.8	9.8	9.8	9.8	9.8	9.8	9.8	9.8	9.8	9.6	9.4	9.4
Freedom of movement (CLD)	10.0	10.0	10.0	10.0	10.0	10.0	10.0	10.0	10.0	10.0	10.0	10.0
Religion	9.0	9.0	9.0	9.0	9.0	8.9	8.9	8.9	8.9	8.9	8.8	8.9
Freedom of religion	8.5	8.5	8.5	8.5	8.5	8.2	8.2	8.2	8.2	8.4	8.2	8.4
Religious organization repression	9.6	9.6	9.6	9.6	9.6	9.6	9.6	9.6	9.6	9.4	9.4	9.4
Association, assembly, civil society	8.6	8.3	8.3	8.1	7.9	7.5	7.5	7.5	7.5	7.6	7.4	7.3
Civil society entry and exit	7.0	7.0	7.0	7.0	6.8	6.2	6.2	6.1	6.1	6.7	6.2	6.2
Freedom of assembly	8.8	8.0	8.8	8.0	8.0	8.0	8.8	8.8	8.8	8.8	8.8	8.5
Freedom to form/run political parties	9.7	9.6	9.4	9.4	9.4	8.9	8.6	8.4	8.4	8.2	8.2	8.0
Civil society repression	8.7	8.7	8.0	8.0	7.6	6.7	6.5	6.5	6.5	6.6	6.5	6.5
Expression and information	7.4	7.3	7.9	7.7	7.8	6.9	6.8	6.3	6.5	6.2	6.0	6.0
Press killed	6.0	6.0	10.0	10.0	10.0	10.0	10.0	10.0	10.0	10.0	10.0	10.0
Press jailed	10.0	10.0	10.0	10.0	10.0	10.0	10.0	10.0	10.0	10.0	10.0	10.0
Academic and cultural expression	7.5	7.5	7.5	7.5	7.5	7.5	7.5	5.0	5.0	5.0	5.0	5.0
Harassment of journalists	8.4	8.4	8.7	8.7	8.9	7.5	7.3	7.6	7.2	6.9	6.6	6.6
Government censorship effort	3.8	3.8	4.0	4.0	3.8	2.0	1.7	0.9	1.3	1.0	1.0	1.7
Internet censorship effort	9.9	9.9	9.9	9.9	9.9	9.0	9.0	8.5	9.0	9.2	9.2	8.6
Media self-censorship	6.0	6.0	6.0	6.0	5.7	5.4	4.6	4.6	4.6	3.9	3.8	3.9
Media freedom	7.2	7.0	6.4	6.4	6.1	3.8	2.9	2.9	2.9	2.6	1.8	2.7
Freedom of expression	8.2	7.2	8.2	7.2	8.2	6.8	8.2	7.2	8.2	7.2	7.0	5.5
Relationships	8.1	8.1	8.1	8.1	8.1	8.8	8.8	8.8	8.8	8.8	8.8	8.8
Same-sex relationships	10.0	10.0	10.0	10.0	10.0	10.0	10.0	10.0	10.0	10.0	10.0	10.0
Divorce	7.5	7.5	7.5	7.5	7.5	7.5	7.5	7.5	7.5	7.5	7.5	7.5
Inheritance rights	5.0	5.0	5.0	5.0	5.0	7.5	7.5	7.5	7.5	7.5	7.5	7.5
Female genital mutilation	10.0	10.0	10.0	10.0	10.0	10.0	10.0	10.0	10.0	10.0	10.0	10.0

Note: The data source V-Dem = Varieties of Democracy; the data source CLD = Civil Liberty Dataset.

Ranking
57

SEYCHELLES

SUB-SAHARAN AFRICA

Score
7.84

PERSONAL FREEDOM Ranking 65/165 Score 7.99

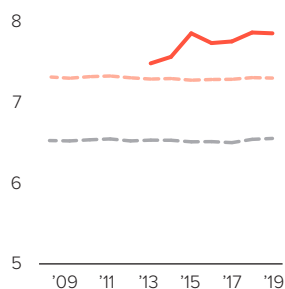


ECONOMIC FREEDOM Ranking 43/165 Score 7.63

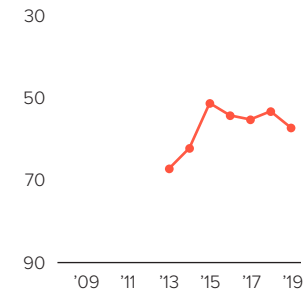


HUMAN FREEDOM

Score over time



Ranking over time



SEYCHELLES

SUB-SAHARAN AFRICA

	2008	2009	2010	2011	2012	2013	2014	2015	2016	2017	2018	2019
Human freedom	-	-	-	-	-	7.47	7.55	7.84	7.72	7.74	7.85	7.84
Ranking	-	-	-	-	-	67	62	51	54	55	53	57
Economic freedom	-	-	-	-	-	7.38	7.58	7.54	7.55	7.47	7.68	7.63
Personal freedom	-	-	-	-	-	7.54	7.53	8.04	7.85	7.93	7.97	7.99
Rule of law	-	-	-	-	-	5.3	5.4	5.5	5.4	5.4	5.5	5.4
Procedural justice	-	-	-	-	-	-	-	-	-	-	-	-
Civil justice	-	-	-	-	-	-	-	-	-	-	-	-
Criminal justice	-	-	-	-	-	-	-	-	-	-	-	-
Security and safety	-	-	-	-	-	6.8	7.2	8.6	7.8	7.8	7.9	7.9
Homicide	-	-	-	-	-	4.4	5.0	7.8	6.4	6.4	6.4	6.4
Disappearances, conflicts, terrorism	-	-	-	-	-	9.3	9.3	9.3	9.3	9.3	9.4	9.4
Movement	-	-	-	-	-	9.6	9.6	9.6	8.4	8.4	8.4	8.4
Freedom of movement (V-Dem)	-	-	-	-	-	9.2	9.2	9.2	9.2	9.2	9.2	9.2
Freedom of movement (CLD)	-	-	-	-	-	10.0	10.0	10.0	7.5	7.5	7.5	7.5
Religion	-	-	-	-	-	8.8	8.2	8.2	8.8	8.9	8.9	8.9
Freedom of religion	-	-	-	-	-	9.1	7.8	7.8	9.1	9.1	9.1	9.1
Religious organization repression	-	-	-	-	-	8.6	8.6	8.6	8.6	8.7	8.7	8.7
Association, assembly, civil society	-	-	-	-	-	7.0	7.1	7.6	7.6	7.9	7.9	8.0
Civil society entry and exit	-	-	-	-	-	6.4	6.4	7.8	7.8	7.8	7.8	7.9
Freedom of assembly	-	-	-	-	-	6.2	6.2	6.2	6.2	7.5	7.5	7.5
Freedom to form/run political parties	-	-	-	-	-	8.6	8.6	8.6	8.6	8.6	8.6	8.6
Civil society repression	-	-	-	-	-	6.6	7.2	7.6	7.6	7.6	7.6	8.1
Expression and information	-	-	-	-	-	6.9	6.9	6.9	6.9	7.2	7.3	7.3
Press killed	-	-	-	-	-	10.0	10.0	10.0	10.0	10.0	10.0	10.0
Press jailed	-	-	-	-	-	10.0	10.0	10.0	10.0	10.0	10.0	10.0
Academic and cultural expression	-	-	-	-	-	5.0	5.0	5.0	5.0	5.0	5.0	5.0
Harassment of journalists	-	-	-	-	-	5.8	5.8	5.8	6.3	6.5	6.5	6.5
Government censorship effort	-	-	-	-	-	5.7	5.7	5.7	5.7	5.7	5.7	5.7
Internet censorship effort	-	-	-	-	-	7.9	7.9	7.9	7.9	7.9	7.9	7.9
Media self-censorship	-	-	-	-	-	5.8	5.8	5.8	5.8	5.8	6.2	6.7
Media freedom	-	-	-	-	-	6.6	6.6	6.6	6.6	6.6	6.6	6.6
Freedom of expression	-	-	-	-	-	5.0	5.0	5.0	5.0	7.5	7.5	7.5
Relationships	-	-	-	-	-	8.3	8.3	10.0	10.0	10.0	10.0	10.0
Same-sex relationships	-	-	-	-	-	5.0	5.0	10.0	10.0	10.0	10.0	10.0
Divorce	-	-	-	-	-	10.0	10.0	10.0	10.0	10.0	10.0	10.0
Inheritance rights	-	-	-	-	-	-	-	-	-	10.0	10.0	10.0
Female genital mutilation	-	-	-	-	-	10.0	10.0	10.0	10.0	10.0	10.0	10.0

Note: The data source V-Dem = Varieties of Democracy; the data source CLD = Civil Liberty Dataset.

Ranking
111

SIERRA LEONE

SUB-SAHARAN AFRICA

Score
6.70

PERSONAL FREEDOM

Ranking
97/165

Score
7.12



ECONOMIC FREEDOM

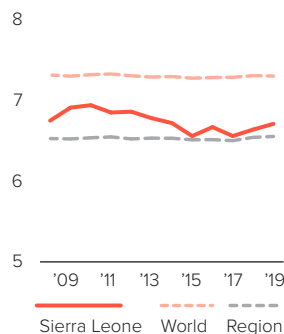
Ranking
132/165

Score
6.15

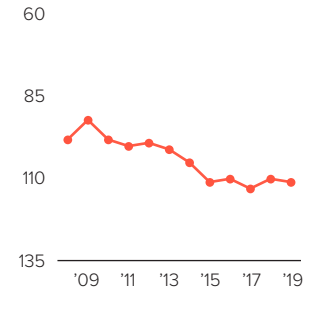


HUMAN FREEDOM

Score over time



Ranking over time



SIERRA LEONE

SUB-SAHARAN AFRICA

	2008	2009	2010	2011	2012	2013	2014	2015	2016	2017	2018	2019
Human freedom	6.74	6.90	6.93	6.84	6.85	6.77	6.71	6.55	6.66	6.55	6.63	6.70
Ranking	98	92	98	100	99	101	105	111	110	113	110	111
Economic freedom	6.28	6.56	6.47	6.17	6.34	6.08	6.00	5.74	5.75	5.71	5.89	6.15
Personal freedom	7.08	7.14	7.27	7.31	7.22	7.26	7.22	7.13	7.30	7.15	7.18	7.12
Rule of law	4.8	4.8	4.8	4.8	4.1	4.0	4.1	3.9	3.9	4.0	4.0	4.0
Procedural justice	5.3	5.3	5.3	5.3	4.4	4.4	4.7	3.8	3.8	4.2	3.9	3.9
Civil justice	5.4	5.4	5.4	5.4	4.7	4.3	4.0	4.1	4.1	4.1	4.4	4.4
Criminal justice	3.6	3.6	3.6	3.6	3.2	3.4	3.6	3.8	3.8	3.6	3.5	3.5
Security and safety	9.2	9.1	9.2	9.1	9.3	9.2	8.9	9.2	9.2	9.3	9.3	9.3
Homicide	9.1	9.3	9.3	9.2	9.5	9.5	9.5	9.5	9.5	9.5	9.5	9.5
Disappearances, conflicts, terrorism	9.2	9.0	9.1	9.1	9.1	9.0	8.3	9.0	9.0	9.1	9.1	9.0
Movement	8.2	8.2	8.4	8.4	8.4	8.6	8.6	8.6	8.6	8.2	8.3	8.2
Freedom of movement (V-Dem)	9.0	9.0	9.2	9.2	9.2	9.6	9.6	9.6	9.6	9.0	9.1	9.0
Freedom of movement (CLD)	7.5	7.5	7.5	7.5	7.5	7.5	7.5	7.5	7.5	7.5	7.5	7.5
Religion	9.8	9.8	9.8	9.8	9.8	9.8	9.8	9.2	9.8	9.2	9.2	9.0
Freedom of religion	9.9	9.9	9.9	9.9	9.9	9.9	9.9	8.6	9.9	8.6	8.6	8.2
Religious organization repression	9.8	9.8	9.8	9.8	9.8	9.8	9.8	9.8	9.8	9.8	9.8	9.8
Association, assembly, civil society	8.5	8.6	8.6	8.5	8.4	8.5	8.5	8.3	8.3	8.1	8.2	8.2
Civil society entry and exit	9.0	9.0	9.0	9.0	9.0	8.6	8.6	8.6	8.6	8.6	8.6	8.6
Freedom of assembly	6.5	6.8	6.8	6.5	6.5	7.3	7.3	6.8	6.8	6.2	6.2	6.2
Freedom to form/run political parties	8.8	8.8	8.8	8.8	8.6	8.6	8.6	8.6	8.6	8.4	8.6	8.6
Civil society repression	9.6	9.6	9.6	9.6	9.6	9.4	9.4	9.4	9.4	9.4	9.4	9.4
Expression and information	6.8	7.2	7.9	7.3	7.2	7.3	7.3	7.2	7.8	7.9	7.8	7.8
Press killed	4.7	4.7	10.0	5.5	5.5	5.5	5.5	5.5	10.0	10.0	10.0	10.0
Press jailed	5.5	10.0	10.0	10.0	10.0	10.0	10.0	10.0	10.0	10.0	10.0	10.0
Academic and cultural expression	5.0	5.0	5.0	5.0	5.0	5.0	5.0	5.0	5.0	5.0	5.0	5.0
Harassment of journalists	8.0	8.0	8.0	8.0	7.6	6.9	6.9	6.9	6.9	8.4	8.2	7.9
Government censorship effort	8.1	8.1	8.1	8.1	7.4	8.4	8.4	8.4	8.4	8.4	8.4	8.4
Internet censorship effort	9.9	9.9	9.9	9.9	9.9	9.9	9.9	9.9	9.9	9.9	9.9	9.2
Media self-censorship	5.6	5.6	5.6	5.6	5.6	5.6	5.6	5.6	5.6	5.6	5.6	5.8
Media freedom	6.8	6.8	6.8	6.8	6.8	6.8	6.8	6.8	6.8	6.8	6.8	6.8
Freedom of expression	7.2	6.8	7.8	6.8	7.2	7.2	7.2	6.8	7.8	6.8	6.8	6.8
Relationships	2.2	2.2	2.2	3.3	3.3	3.4	3.4	3.4	3.4	3.4	3.5	3.5
Same-sex relationships	5.0	5.0	5.0	5.0	5.0	5.0	5.0	5.0	5.0	5.0	5.0	5.0
Divorce	2.5	2.5	2.5	2.5	2.5	2.5	2.5	2.5	2.5	2.5	2.5	2.5
Inheritance rights	0.0	0.0	0.0	5.0	5.0	5.0	5.0	5.0	5.0	5.0	5.0	5.0
Female genital mutilation	1.5	1.5	1.5	0.6	0.6	1.2	1.2	1.2	1.2	1.0	1.4	1.4

Note: The data source V-Dem = Varieties of Democracy; the data source CLD = Civil Liberty Dataset.

Ranking
48

SINGAPORE

SOUTH ASIA

Score
7.98

PERSONAL FREEDOM

Ranking
88/165

Score
7.39



ECONOMIC FREEDOM

Ranking
2/165

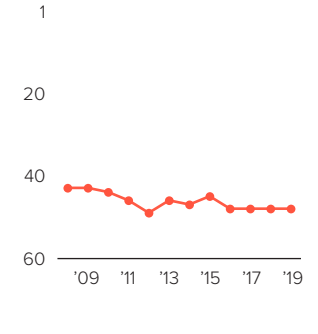
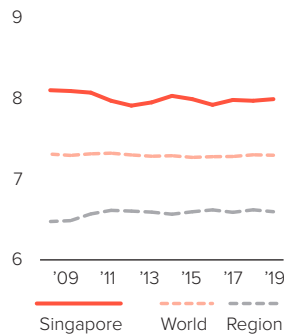
Score
8.81



HUMAN FREEDOM

Score over time

Ranking over time



SINGAPORE

SOUTH ASIA

	2008	2009	2010	2011	2012	2013	2014	2015	2016	2017	2018	2019
Human freedom	8.09	8.08	8.06	7.96	7.90	7.94	8.02	7.98	7.91	7.97	7.96	7.98
Ranking	43	43	44	46	49	46	47	45	48	48	48	48
Economic freedom	8.77	8.76	8.70	8.69	8.59	8.60	8.78	8.78	8.79	8.82	8.82	8.81
Personal freedom	7.60	7.59	7.60	7.43	7.40	7.47	7.48	7.42	7.28	7.37	7.34	7.39
Rule of law	8.3	8.3	8.3	8.3	8.1	8.0	8.0	7.7	7.7	7.8	7.7	7.7
Procedural justice	8.3	8.3	8.3	8.3	8.1	7.4	7.4	6.9	6.9	7.2	7.1	7.1
Civil justice	7.9	7.9	7.9	7.9	7.7	8.4	8.5	8.1	8.1	8.3	8.2	8.2
Criminal justice	8.6	8.6	8.6	8.6	8.4	8.2	8.3	8.0	8.0	7.8	7.9	7.9
Security and safety	9.8	9.8	9.8	9.8	9.9	9.8	9.9	9.9	9.8	9.9	9.9	9.8
Homicide	9.8	9.9	9.9	9.9	9.9	9.9	9.9	9.9	9.9	9.9	9.9	9.9
Disappearances, conflicts, terrorism	9.8	9.8	9.8	9.8	9.8	9.8	9.8	9.8	9.8	9.8	9.8	9.6
Movement	8.3	8.3	8.3	8.3	8.3	8.3	8.3	8.3	8.3	8.3	8.3	8.4
Freedom of movement (V-Dem)	9.0	9.0	9.0	9.0	9.0	9.0	9.0	9.0	9.0	9.0	9.0	9.3
Freedom of movement (CLD)	7.5	7.5	7.5	7.5	7.5	7.5	7.5	7.5	7.5	7.5	7.5	7.5
Religion	7.7	7.6	7.6	7.6	7.6	7.6	7.6	7.6	7.6	7.4	7.4	7.8
Freedom of religion	8.0	7.9	8.0	8.0	8.0	8.0	8.0	8.0	8.0	8.0	8.0	7.8
Religious organization repression	7.3	7.3	7.2	7.2	7.2	7.2	7.2	7.2	7.2	6.8	6.9	7.8
Association, assembly, civil society	5.6	5.6	5.6	5.7	5.7	5.7	5.7	5.6	5.6	5.5	5.3	5.3
Civil society entry and exit	2.8	2.8	2.8	2.8	2.8	2.8	2.8	2.8	2.8	2.8	2.8	2.8
Freedom of assembly	5.2	5.2	5.2	5.2	5.2	5.2	5.2	5.2	5.2	5.2	4.3	4.3
Freedom to form/run political parties	8.5	8.5	8.5	8.5	8.5	8.5	8.5	8.5	8.5	8.3	8.3	8.3
Civil society repression	6.0	6.0	6.0	6.3	6.3	6.3	6.3	6.0	6.0	5.7	5.9	5.9
Expression and information	4.8	4.8	4.8	4.8	4.8	5.4	5.4	5.4	4.4	4.6	4.6	4.6
Press killed	10.0	10.0	10.0	10.0	10.0	10.0	10.0	10.0	10.0	10.0	10.0	10.0
Press jailed	5.0	5.0	5.0	5.0	5.0	10.0	10.0	10.0	1.3	1.3	1.3	1.3
Academic and cultural expression	2.5	2.5	2.5	2.5	2.5	2.5	2.5	2.5	2.5	5.0	5.0	5.0
Harassment of journalists	4.1	4.1	4.1	4.1	4.1	4.1	4.1	4.1	4.1	4.1	4.5	4.5
Government censorship effort	3.0	3.0	3.0	3.0	3.0	3.0	3.0	3.0	3.0	2.9	2.8	2.8
Internet censorship effort	7.8	7.8	7.8	7.8	7.8	7.8	7.8	7.8	7.8	7.5	7.5	7.5
Media self-censorship	3.7	3.7	3.7	3.7	3.7	3.7	3.7	3.7	3.7	4.2	3.9	3.9
Media freedom	3.1	3.1	3.1	3.1	3.1	3.1	3.1	3.1	3.1	2.9	2.6	2.5
Freedom of expression	4.0	4.0	4.0	4.0	4.0	4.0	4.0	4.0	4.0	4.0	4.0	4.0
Relationships	8.8	8.8	8.8	7.5	7.5	7.5	7.5	7.5	7.5	8.1	8.1	8.1
Same-sex relationships	5.0	5.0	5.0	5.0	5.0	5.0	5.0	5.0	5.0	5.0	5.0	5.0
Divorce	10.0	10.0	10.0	10.0	10.0	10.0	10.0	10.0	10.0	10.0	10.0	10.0
Inheritance rights	10.0	10.0	10.0	5.0	5.0	5.0	5.0	5.0	5.0	7.5	7.5	7.5
Female genital mutilation	10.0	10.0	10.0	10.0	10.0	10.0	10.0	10.0	10.0	10.0	10.0	10.0

Note: The data source V-Dem = Varieties of Democracy; the data source CLD = Civil Liberty Dataset.

Ranking
39

SLOVAK REPUBLIC

EASTERN EUROPE

Score
8.21

PERSONAL FREEDOM Ranking 41/165 Score 8.63

Rule of law **6.1**

- Procedural justice -
- Civil justice -
- Criminal justice -

Security and safety **9.4**

- Homicide 9.7
- Disappearances, conflicts, terrorism 9.1

Movement **9.9**

- Freedom of movement (V-Dem) 9.8
- Freedom of movement (CLD) 10.0

Religion **8.5**

- Freedom of religion 7.8
- Religious organization repression 9.3

Association, assembly, civil society **8.8**

- Civil society entry and exit 7.1
- Freedom of assembly 10.0
- Freedom to form/run political parties 9.7
- Civil society repression 8.4

Expression and information **7.7**

- Press killed 4.6
- Press jailed 10.0
- Academic and cultural expression 5.0
- Harassment of journalists 8.8
- Government censorship effort 9.2
- Internet censorship effort 9.9
- Media self-censorship 6.0
- Media freedom 8.3
- Freedom of expression 7.8

Relationships **10.0**

- Same-sex relationships 10.0
- Divorce 10.0
- Inheritance rights 10.0
- Female genital mutilation 10.0

ECONOMIC FREEDOM Ranking 47/165 Score 7.61

Size of government **6.3**

- Government consumption 4.2
- Transfers and subsidies 4.8
- Government investment 9.5
- Top marginal tax rate 5.5
- State ownership of assets 7.6

Legal system and property rights **6.3**

- Judicial independence 5.6
- Impartial courts 5.2
- Protection of property rights 5.7
- Military interference 10.0
- Integrity of the legal system 6.2
- Legal enforcement of contracts 3.8
- Regulatory costs 9.7
- Reliability of police 4.0

Sound money **9.3**

- Money growth 8.3
- Standard deviation of inflation 9.5
- Inflation: Most recent year 9.5
- Freedom to own foreign currency 10.0

Freedom to trade internationally **8.4**

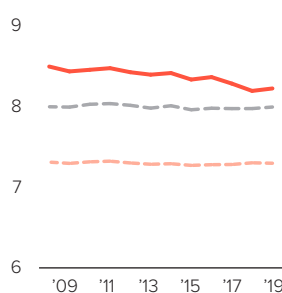
- Tariffs 8.2
- Regulatory trade barriers 8.0
- Black-market exchange rates 10.0
- Movement of capital and people 7.2

Regulation **7.8**

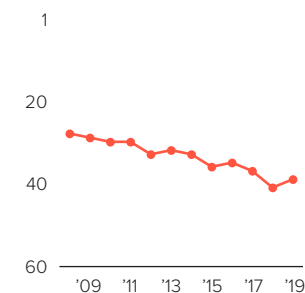
- Credit market regulations 9.8
- Labor market regulations 7.0
- Business regulations 6.7

HUMAN FREEDOM

Score over time



Ranking over time



SLOVAK REPUBLIC

EASTERN EUROPE

	2008	2009	2010	2011	2012	2013	2014	2015	2016	2017	2018	2019
Human freedom	8.48	8.42	8.44	8.46	8.41	8.38	8.40	8.32	8.35	8.27	8.18	8.21
Ranking	28	29	30	30	33	32	33	36	35	37	41	39
Economic freedom	7.73	7.62	7.65	7.70	7.63	7.61	7.70	7.54	7.62	7.61	7.61	7.61
Personal freedom	9.01	8.99	9.01	9.01	8.97	8.92	8.89	8.88	8.87	8.74	8.58	8.63
Rule of law	6.1	6.0	6.1	6.1	6.0	5.9	6.0	6.0	6.2	6.1	6.0	6.1
Procedural justice	-	-	-	-	-	-	-	-	-	-	-	-
Civil justice	-	-	-	-	-	-	-	-	-	-	-	-
Criminal justice	-	-	-	-	-	-	-	-	-	-	-	-
Security and safety	9.7	9.6	9.5	9.5	9.5	9.5	9.5	9.6	9.5	9.4	9.3	9.4
Homicide	9.5	9.6	9.6	9.5	9.7	9.6	9.6	9.8	9.7	9.6	9.7	9.7
Disappearances, conflicts, terrorism	9.8	9.7	9.5	9.5	9.4	9.4	9.4	9.4	9.3	9.2	9.0	9.1
Movement	9.9	9.9	9.9	9.9	9.9	9.9	9.9	9.9	9.9	9.9	9.9	9.9
Freedom of movement (V-Dem)	9.8	9.8	9.8	9.8	9.8	9.8	9.8	9.8	9.8	9.8	9.8	9.8
Freedom of movement (CLD)	10.0	10.0	10.0	10.0	10.0	10.0	10.0	10.0	10.0	10.0	10.0	10.0
Religion	9.1	9.1	9.2	9.1	9.1	9.1	9.1	9.1	8.6	8.3	8.5	8.5
Freedom of religion	8.4	8.4	8.6	8.4	8.4	8.4	8.4	8.4	8.2	7.6	7.8	7.8
Religious organization repression	9.8	9.8	9.8	9.8	9.8	9.8	9.8	9.8	9.0	8.9	9.3	9.3
Association, assembly, civil society	9.1	9.1	9.1	9.2	9.1	8.9	8.9	8.7	8.9	8.7	8.7	8.8
Civil society entry and exit	7.4	7.4	7.4	7.4	7.4	6.8	6.8	6.8	6.8	6.8	6.8	7.1
Freedom of assembly	10.0	10.0	10.0	10.0	10.0	10.0	10.0	9.2	10.0	10.0	10.0	10.0
Freedom to form/run political parties	9.7	9.7	9.7	9.7	9.7	9.7	9.7	9.7	9.7	9.7	9.7	9.7
Civil society repression	9.2	9.2	9.2	9.8	9.2	9.2	9.2	9.2	9.2	8.4	8.4	8.4
Expression and information	9.2	9.2	9.3	9.2	9.2	9.1	8.9	8.9	8.9	8.8	7.6	7.7
Press killed	10.0	10.0	10.0	10.0	10.0	10.0	10.0	10.0	10.0	10.0	4.6	4.6
Press jailed	10.0	10.0	10.0	10.0	10.0	10.0	10.0	10.0	10.0	10.0	10.0	10.0
Academic and cultural expression	10.0	10.0	10.0	10.0	10.0	10.0	7.5	7.5	7.5	7.5	5.0	5.0
Harassment of journalists	9.0	9.0	9.4	9.4	9.0	9.0	9.0	9.0	9.0	9.0	7.6	8.8
Government censorship effort	8.8	8.8	9.4	9.3	8.7	8.4	8.4	9.0	9.0	9.0	8.0	9.2
Internet censorship effort	9.9	9.9	9.9	9.9	9.9	9.9	9.9	9.9	9.9	9.9	9.9	9.9
Media self-censorship	6.4	6.4	6.4	6.4	6.4	6.4	6.4	6.4	6.4	6.7	5.5	6.0
Media freedom	8.7	8.7	8.7	8.7	8.7	8.7	8.7	8.7	8.7	8.7	8.7	8.3
Freedom of expression	10.0	9.5	10.0	9.0	10.0	9.5	10.0	9.5	10.0	8.2	8.8	7.8
Relationships	10.0	10.0	10.0	10.0	10.0	10.0	10.0	10.0	10.0	10.0	10.0	10.0
Same-sex relationships	10.0	10.0	10.0	10.0	10.0	10.0	10.0	10.0	10.0	10.0	10.0	10.0
Divorce	10.0	10.0	10.0	10.0	10.0	10.0	10.0	10.0	10.0	10.0	10.0	10.0
Inheritance rights	10.0	10.0	10.0	10.0	10.0	10.0	10.0	10.0	10.0	10.0	10.0	10.0
Female genital mutilation	10.0	10.0	10.0	10.0	10.0	10.0	10.0	10.0	10.0	10.0	10.0	10.0

Note: The data source V-Dem = Varieties of Democracy; the data source CLD = Civil Liberty Dataset.

Ranking
32

SLOVENIA

EASTERN EUROPE

Score
8.37

PERSONAL FREEDOM

Ranking
26/165

Score
9.04



ECONOMIC FREEDOM

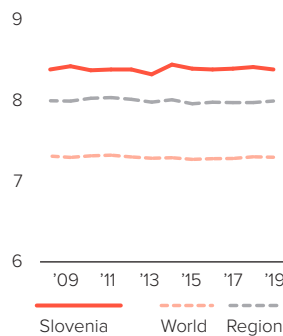
Ranking
57/165

Score
7.43

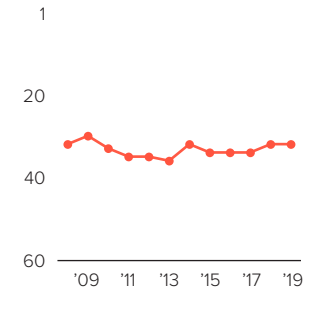


HUMAN FREEDOM

Score over time



Ranking over time



SLOVENIA

EASTERN EUROPE

	2008	2009	2010	2011	2012	2013	2014	2015	2016	2017	2018	2019
Human freedom	8.37	8.41	8.36	8.37	8.37	8.31	8.43	8.38	8.37	8.38	8.40	8.37
Ranking	32	30	33	35	35	36	32	34	34	34	32	32
Economic freedom	7.30	7.25	7.12	7.18	7.19	7.06	7.31	7.32	7.33	7.40	7.40	7.43
Personal freedom	9.14	9.24	9.24	9.21	9.21	9.21	9.23	9.13	9.12	9.07	9.12	9.04
Rule of law	6.7	6.7	6.7	6.7	6.8	6.9	7.0	6.4	6.4	6.4	6.7	6.7
Procedural justice	8.2	8.2	8.2	8.2	8.4	8.0	8.0	7.7	7.7	7.6	7.9	7.9
Civil justice	6.0	6.0	6.0	6.0	6.1	6.4	6.4	5.9	5.9	6.3	6.6	6.6
Criminal justice	5.9	5.9	5.9	5.9	5.8	6.3	6.6	5.8	5.8	5.5	5.6	5.6
Security and safety	9.6	9.6	9.6	9.6	9.6	9.6	9.6	9.6	9.7	9.6	9.7	9.6
Homicide	9.9	9.8	9.8	9.8	9.8	9.8	9.8	9.7	9.9	9.7	9.8	9.8
Disappearances, conflicts, terrorism	9.4	9.4	9.5	9.5	9.4	9.4	9.4	9.5	9.5	9.5	9.5	9.4
Movement	9.9	9.9	9.9	9.9	9.9	9.9	9.9	9.8	9.8	9.8	9.8	9.8
Freedom of movement (V-Dem)	9.8	9.8	9.8	9.8	9.8	9.8	9.8	9.5	9.5	9.5	9.5	9.5
Freedom of movement (CLD)	10.0	10.0	10.0	10.0	10.0	10.0	10.0	10.0	10.0	10.0	10.0	10.0
Religion	9.6	9.7	9.7	9.7	9.7	9.6	9.6	9.6	9.5	9.5	9.5	9.5
Freedom of religion	9.4	9.7	9.7	9.7	9.7	9.3	9.3	9.3	9.3	9.3	9.3	9.3
Religious organization repression	9.8	9.8	9.8	9.8	9.8	9.8	9.8	9.8	9.8	9.8	9.8	9.8
Association, assembly, civil society	9.3	9.5	9.5	9.5	9.5	9.6	9.5	9.6	9.6	9.5	9.5	9.2
Civil society entry and exit	8.6	8.4	8.6	8.6	8.9	8.9	8.4	8.8	8.8	8.8	8.8	7.6
Freedom of assembly	10.0	10.0	10.0	10.0	10.0	10.0	10.0	10.0	10.0	10.0	10.0	10.0
Freedom to form/run political parties	9.7	9.7	9.7	9.7	9.8	9.8	9.8	9.8	9.8	9.8	9.7	9.7
Civil society repression	8.8	9.8	9.8	9.6	9.3	9.7	9.8	9.8	9.7	9.5	9.5	9.5
Expression and information	8.8	9.3	9.2	9.0	8.9	8.9	9.1	9.0	8.8	8.7	8.7	8.5
Press killed	10.0	10.0	10.0	10.0	10.0	10.0	10.0	10.0	10.0	10.0	10.0	10.0
Press jailed	10.0	10.0	10.0	10.0	10.0	10.0	10.0	10.0	10.0	10.0	10.0	10.0
Academic and cultural expression	7.5	7.5	7.5	7.5	7.5	7.5	7.5	7.5	7.5	7.5	7.5	7.5
Harassment of journalists	8.6	9.4	9.4	9.4	8.8	8.8	9.6	9.6	9.6	9.1	9.1	9.1
Government censorship effort	7.2	9.1	9.1	8.9	7.8	8.5	8.8	9.2	8.5	8.7	8.4	8.4
Internet censorship effort	9.9	9.9	9.9	9.9	9.9	9.9	9.9	9.9	9.9	9.9	9.9	9.9
Media self-censorship	8.0	8.6	8.2	7.7	7.9	7.2	7.3	7.2	7.1	6.8	6.7	5.7
Media freedom	8.4	9.3	9.0	8.6	8.4	8.5	8.7	8.7	8.4	8.4	8.4	8.4
Freedom of expression	10.0	9.5	10.0	9.5	10.0	9.5	10.0	9.0	8.8	7.8	8.8	7.8
Relationships	10.0	10.0	10.0	10.0	10.0	10.0	10.0	10.0	10.0	10.0	10.0	10.0
Same-sex relationships	10.0	10.0	10.0	10.0	10.0	10.0	10.0	10.0	10.0	10.0	10.0	10.0
Divorce	10.0	10.0	10.0	10.0	10.0	10.0	10.0	10.0	10.0	10.0	10.0	10.0
Inheritance rights	10.0	10.0	10.0	10.0	10.0	10.0	10.0	10.0	10.0	10.0	10.0	10.0
Female genital mutilation	10.0	10.0	10.0	10.0	10.0	10.0	10.0	10.0	10.0	10.0	10.0	10.0

Note: The data source V-Dem = Varieties of Democracy; the data source CLD = Civil Liberty Dataset.

Ranking
159

SOMALIA

SUB-SAHARAN AFRICA

Score
4.93

PERSONAL FREEDOM

Ranking
162/165

Score
3.68



ECONOMIC FREEDOM

Ranking
107/165

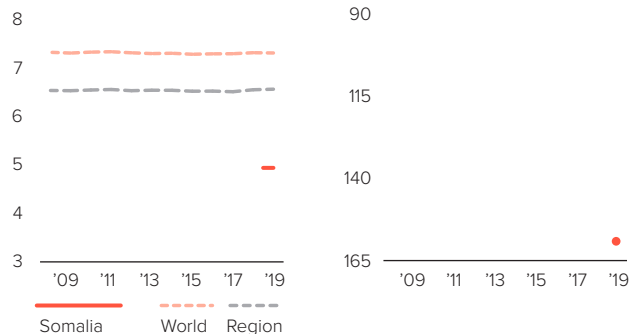
Score
6.67



HUMAN FREEDOM

Score over time

Ranking over time



SOMALIA

SUB-SAHARAN AFRICA

	2008	2009	2010	2011	2012	2013	2014	2015	2016	2017	2018	2019
Human freedom	-	-	-	-	-	-	-	-	-	-	-	4.93
Ranking	-	-	-	-	-	-	-	-	-	-	-	159
Economic freedom	-	-	-	-	-	-	-	-	-	-	-	6.67
Personal freedom	-	-	-	-	-	-	-	-	-	-	-	3.68
Rule of law	-	-	-	-	-	-	-	-	-	-	-	1.5
Procedural justice	-	-	-	-	-	-	-	-	-	-	-	-
Civil justice	-	-	-	-	-	-	-	-	-	-	-	-
Criminal justice	-	-	-	-	-	-	-	-	-	-	-	-
Security and safety	-	-	-	-	-	-	-	-	-	-	-	5.5
Homicide	-	-	-	-	-	-	-	-	-	-	-	8.8
Disappearances, conflicts, terrorism	-	-	-	-	-	-	-	-	-	-	-	2.3
Movement	-	-	-	-	-	-	-	-	-	-	-	4.5
Freedom of movement (V-Dem)	-	-	-	-	-	-	-	-	-	-	-	4.0
Freedom of movement (CLD)	-	-	-	-	-	-	-	-	-	-	-	5.0
Religion	-	-	-	-	-	-	-	-	-	-	-	4.3
Freedom of religion	-	-	-	-	-	-	-	-	-	-	-	3.6
Religious organization repression	-	-	-	-	-	-	-	-	-	-	-	5.0
Association, assembly, civil society	-	-	-	-	-	-	-	-	-	-	-	5.5
Civil society entry and exit	-	-	-	-	-	-	-	-	-	-	-	4.2
Freedom of assembly	-	-	-	-	-	-	-	-	-	-	-	3.2
Freedom to form/run political parties	-	-	-	-	-	-	-	-	-	-	-	8.5
Civil society repression	-	-	-	-	-	-	-	-	-	-	-	6.0
Expression and information	-	-	-	-	-	-	-	-	-	-	-	3.2
Press killed	-	-	-	-	-	-	-	-	-	-	-	0.0
Press jailed	-	-	-	-	-	-	-	-	-	-	-	1.6
Academic and cultural expression	-	-	-	-	-	-	-	-	-	-	-	2.5
Harassment of journalists	-	-	-	-	-	-	-	-	-	-	-	3.1
Government censorship effort	-	-	-	-	-	-	-	-	-	-	-	3.6
Internet censorship effort	-	-	-	-	-	-	-	-	-	-	-	6.6
Media self-censorship	-	-	-	-	-	-	-	-	-	-	-	3.7
Media freedom	-	-	-	-	-	-	-	-	-	-	-	4.0
Freedom of expression	-	-	-	-	-	-	-	-	-	-	-	3.5
Relationships	-	-	-	-	-	-	-	-	-	-	-	1.3
Same-sex relationships	-	-	-	-	-	-	-	-	-	-	-	0.0
Divorce	-	-	-	-	-	-	-	-	-	-	-	0.0
Inheritance rights	-	-	-	-	-	-	-	-	-	-	-	5.0
Female genital mutilation	-	-	-	-	-	-	-	-	-	-	-	0.1

Note: The data source V-Dem = Varieties of Democracy; the data source CLD = Civil Liberty Dataset.

Ranking
77

SOUTH AFRICA

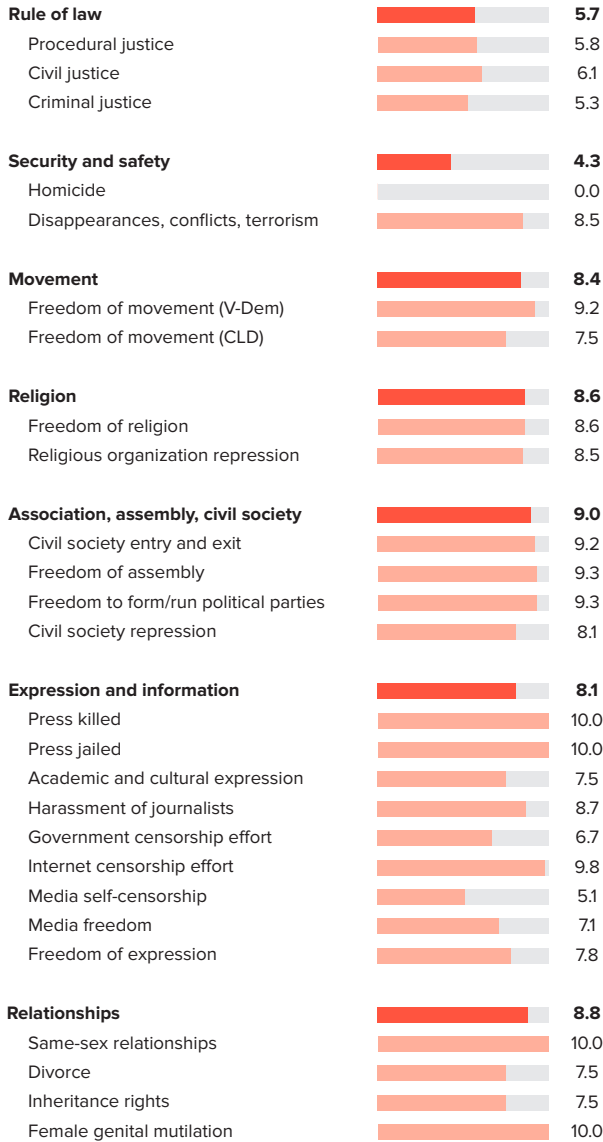
SUB-SAHARAN AFRICA

Score
7.30

PERSONAL FREEDOM

Ranking
80/165

Score
7.53



ECONOMIC FREEDOM

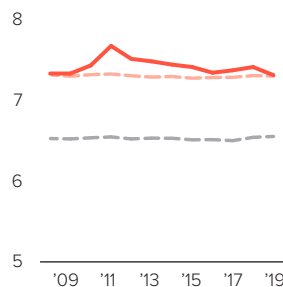
Ranking
84/165

Score
6.97

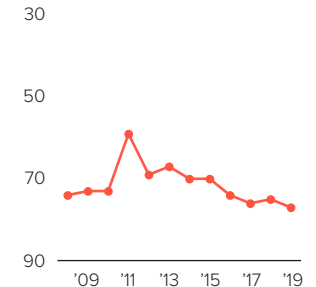


HUMAN FREEDOM

Score over time



Ranking over time



SOUTH AFRICA

SUB-SAHARAN AFRICA

	2008	2009	2010	2011	2012	2013	2014	2015	2016	2017	2018	2019
Human freedom	7.32	7.32	7.42	7.66	7.50	7.47	7.43	7.40	7.33	7.36	7.40	7.30
Ranking	74	73	73	59	69	67	70	70	74	76	75	77
Economic freedom	6.79	6.78	6.94	7.00	6.96	6.97	6.86	6.81	6.69	6.90	6.94	6.97
Personal freedom	7.70	7.70	7.77	8.13	7.89	7.83	7.83	7.81	7.78	7.69	7.72	7.53
Rule of law	5.4	5.4	5.4	5.4	5.1	5.4	5.7	5.7	5.7	5.6	5.7	5.7
Procedural justice	5.9	5.9	5.9	5.9	5.4	5.6	5.7	5.9	5.9	5.8	5.8	5.8
Civil justice	5.5	5.5	5.5	5.5	5.3	5.6	6.1	6.1	6.1	5.9	6.1	6.1
Criminal justice	4.9	4.9	4.9	4.9	4.5	5.0	5.2	5.2	5.2	5.2	5.3	5.3
Security and safety	4.2	4.4	4.7	4.8	4.7	4.5	4.4	4.4	4.3	4.2	4.2	4.3
Homicide	0.0	0.4	1.0	1.4	1.1	0.8	0.5	0.2	0.1	0.0	0.0	0.0
Disappearances, conflicts, terrorism	8.3	8.3	8.3	8.3	8.2	8.2	8.2	8.6	8.6	8.5	8.5	8.5
Movement	9.8	9.8	9.8	9.8	8.5	8.5	8.5	8.5	8.5	8.5	8.5	8.4
Freedom of movement (V-Dem)	9.6	9.6	9.6	9.6	9.6	9.5	9.5	9.5	9.5	9.6	9.4	9.2
Freedom of movement (CLD)	10.0	10.0	10.0	10.0	7.5	7.5	7.5	7.5	7.5	7.5	7.5	7.5
Religion	9.7	9.7	9.9	9.9	9.9	9.9	9.9	9.9	9.9	9.7	9.8	8.6
Freedom of religion	9.5	9.5	9.9	9.9	9.9	9.9	9.9	9.9	9.9	9.6	9.8	8.6
Religious organization repression	9.9	9.9	9.9	9.9	9.8	9.8	9.8	9.8	9.8	9.8	9.8	8.5
Association, assembly, civil society	9.6	9.5	9.4	9.4	9.4	8.9	8.9	8.8	8.6	9.2	9.1	9.0
Civil society entry and exit	9.9	9.9	9.8	9.8	9.8	9.2	9.2	9.2	9.2	9.2	9.2	9.2
Freedom of assembly	9.2	8.8	8.8	8.8	8.8	8.5	8.5	8.2	7.3	9.0	9.0	9.3
Freedom to form/run political parties	9.6	9.6	9.6	9.6	9.7	9.5	9.5	9.5	9.5	9.5	9.3	9.3
Civil society repression	9.8	9.8	9.4	9.4	9.4	8.4	8.4	8.4	8.4	9.0	9.0	8.1
Expression and information	8.4	8.2	8.3	8.2	8.3	8.2	8.2	8.0	8.1	7.8	7.9	8.1
Press killed	10.0	10.0	10.0	10.0	10.0	10.0	9.5	9.5	9.5	9.5	9.5	10.0
Press jailed	10.0	10.0	10.0	10.0	10.0	10.0	10.0	10.0	10.0	10.0	10.0	10.0
Academic and cultural expression	7.5	7.5	7.5	7.5	7.5	7.5	7.5	7.5	7.5	7.5	7.5	7.5
Harassment of journalists	7.5	7.5	7.6	7.6	7.6	8.7	8.7	8.7	8.7	8.0	8.6	8.7
Government censorship effort	7.9	7.8	7.6	7.3	7.3	7.1	7.1	7.1	6.7	5.2	6.4	6.7
Internet censorship effort	9.8	9.8	9.8	9.8	9.8	9.8	9.8	9.8	9.8	9.8	9.8	9.8
Media self-censorship	6.1	6.1	6.1	6.1	6.1	6.1	6.1	6.1	6.1	4.9	5.1	5.1
Media freedom	7.8	7.8	7.8	7.8	7.8	7.1	7.1	7.1	7.1	7.6	7.1	7.1
Freedom of expression	8.8	7.8	8.2	7.8	8.2	7.8	7.8	6.5	7.2	7.2	7.2	7.8
Relationships	6.9	6.9	6.9	9.4	9.4	9.4	9.4	9.4	9.4	8.8	8.8	8.8
Same-sex relationships	10.0	10.0	10.0	10.0	10.0	10.0	10.0	10.0	10.0	10.0	10.0	10.0
Divorce	7.5	7.5	7.5	7.5	7.5	7.5	7.5	7.5	7.5	7.5	7.5	7.5
Inheritance rights	0.0	0.0	0.0	10.0	10.0	10.0	10.0	10.0	10.0	7.5	7.5	7.5
Female genital mutilation	10.0	10.0	10.0	10.0	10.0	10.0	10.0	10.0	10.0	10.0	10.0	10.0

Note: The data source V-Dem = Varieties of Democracy; the data source CLD = Civil Liberty Dataset.

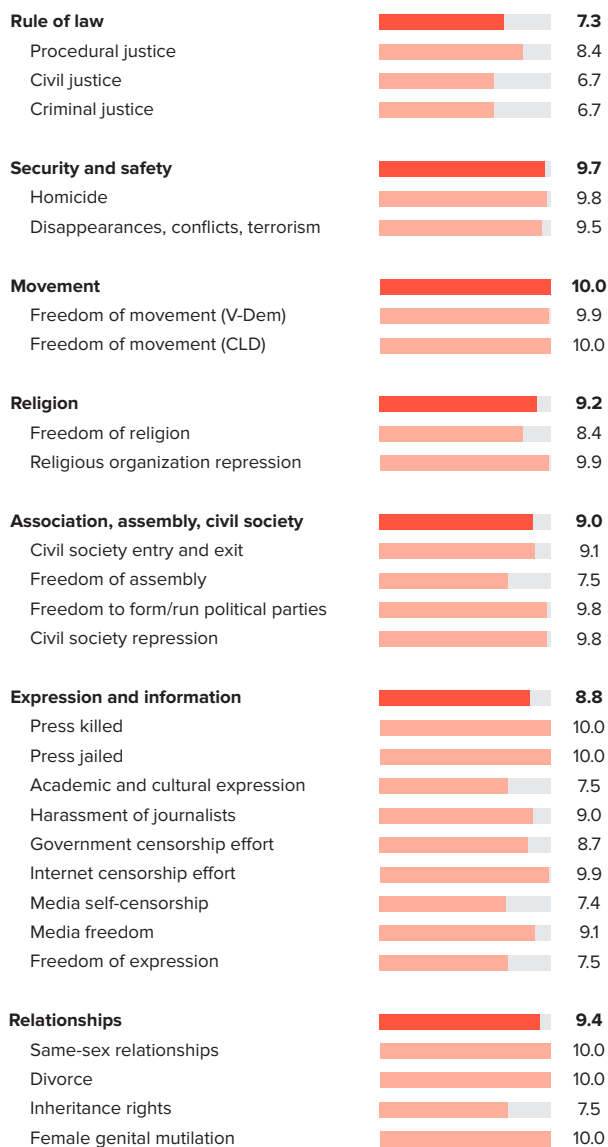
Ranking
25

SPAIN

WESTERN EUROPE

Score
8.56

PERSONAL FREEDOM Ranking 26/165 Score 9.04

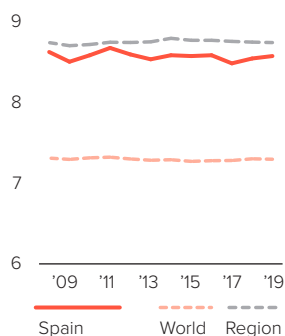


ECONOMIC FREEDOM Ranking 24/165 Score 7.89

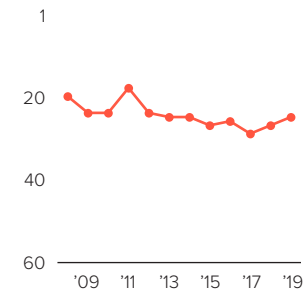


HUMAN FREEDOM

Score over time



Ranking over time



SPAIN

WESTERN EUROPE

	2008	2009	2010	2011	2012	2013	2014	2015	2016	2017	2018	2019
Human freedom	8.61	8.49	8.57	8.66	8.58	8.52	8.57	8.56	8.57	8.47	8.53	8.56
Ranking	20	24	24	18	24	25	25	27	26	29	27	25
Economic freedom	7.74	7.56	7.69	7.79	7.66	7.65	7.75	7.80	7.83	7.77	7.85	7.89
Personal freedom	9.24	9.15	9.19	9.28	9.24	9.15	9.15	9.10	9.10	8.98	9.01	9.04
Rule of law	7.3	7.3	7.3	7.3	6.9	6.9	7.0	7.0	7.0	7.2	7.3	7.3
Procedural justice	8.5	8.5	8.5	8.5	8.4	8.2	8.1	8.1	8.1	8.2	8.4	8.4
Civil justice	6.5	6.5	6.5	6.5	6.2	6.4	6.5	6.6	6.6	6.7	6.7	6.7
Criminal justice	6.9	6.9	6.9	6.9	6.2	6.2	6.3	6.4	6.4	6.6	6.7	6.7
Security and safety	8.8	8.8	9.1	9.1	9.8	9.8	9.8	9.9	9.8	9.6	9.7	9.7
Homicide	9.7	9.7	9.8	9.8	9.8	9.8	9.8	9.8	9.8	9.8	9.8	9.8
Disappearances, conflicts, terrorism	7.9	7.9	8.4	8.4	9.8	9.9	9.9	9.9	9.9	9.5	9.5	9.5
Movement	10.0	10.0	10.0	10.0	10.0	10.0	10.0	10.0	10.0	10.0	10.0	10.0
Freedom of movement (V-Dem)	9.9	9.9	9.9	9.9	9.9	9.9	9.9	9.9	9.9	9.9	9.9	9.9
Freedom of movement (CLD)	10.0	10.0	10.0	10.0	10.0	10.0	10.0	10.0	10.0	10.0	10.0	10.0
Religion	9.8	9.2	9.2	9.8	9.2	9.2	9.2	9.2	9.2	9.2	9.2	9.2
Freedom of religion	9.8	8.6	8.6	9.8	8.5	8.4	8.4	8.4	8.4	8.4	8.4	8.4
Religious organization repression	9.9	9.9	9.9	9.9	9.9	9.9	9.9	9.9	9.9	9.9	9.9	9.9
Association, assembly, civil society	9.7	9.7	9.7	9.7	9.7	9.6	9.6	9.3	9.3	8.8	8.8	9.0
Civil society entry and exit	9.6	9.6	9.6	9.6	9.6	9.3	9.3	9.3	9.3	9.0	9.1	9.1
Freedom of assembly	10.0	10.0	10.0	10.0	10.0	10.0	10.0	8.8	8.8	7.5	7.5	7.5
Freedom to form/run political parties	9.3	9.3	9.5	9.6	9.7	9.7	9.7	9.7	9.7	9.6	9.7	9.8
Civil society repression	9.8	9.8	9.8	9.8	9.6	9.3	9.2	9.3	9.3	8.9	9.0	9.8
Expression and information	9.2	9.2	9.2	9.2	9.2	9.2	9.2	9.0	9.0	8.8	8.8	8.8
Press killed	10.0	10.0	10.0	10.0	10.0	10.0	10.0	10.0	10.0	10.0	10.0	10.0
Press jailed	10.0	10.0	10.0	10.0	10.0	10.0	10.0	10.0	10.0	10.0	10.0	10.0
Academic and cultural expression	7.5	7.5	7.5	7.5	7.5	7.5	7.5	7.5	7.5	7.5	7.5	7.5
Harassment of journalists	9.7	9.7	9.7	9.7	9.7	9.8	9.8	9.4	9.4	9.4	9.4	9.0
Government censorship effort	8.6	8.6	8.6	8.6	8.6	8.6	8.6	8.6	8.6	8.6	8.6	8.7
Internet censorship effort	9.9	9.9	9.9	9.9	9.9	9.9	9.9	9.9	9.9	9.9	9.9	9.9
Media self-censorship	8.2	8.2	8.2	8.2	8.2	7.9	7.9	7.4	7.4	7.4	7.4	7.4
Media freedom	9.0	9.0	9.0	9.0	9.0	9.1	9.1	8.6	8.6	8.6	8.9	9.1
Freedom of expression	10.0	10.0	10.0	10.0	10.0	10.0	10.0	10.0	10.0	7.5	7.5	7.5
Relationships	9.9	9.9	9.9	9.9	9.9	9.4	9.4	9.4	9.4	9.4	9.4	9.4
Same-sex relationships	10.0	10.0	10.0	10.0	10.0	10.0	10.0	10.0	10.0	10.0	10.0	10.0
Divorce	10.0	10.0	10.0	10.0	10.0	10.0	10.0	10.0	10.0	10.0	10.0	10.0
Inheritance rights	10.0	10.0	10.0	10.0	10.0	7.5	7.5	7.5	7.5	7.5	7.5	7.5
Female genital mutilation	9.5	9.5	9.5	9.5	9.5	10.0	10.0	10.0	10.0	10.0	10.0	10.0

Note: The data source V-Dem = Varieties of Democracy; the data source CLD = Civil Liberty Dataset.

Ranking
112

SRI LANKA

SOUTH ASIA

Score
6.58

PERSONAL FREEDOM Ranking 114/165 Score 6.44

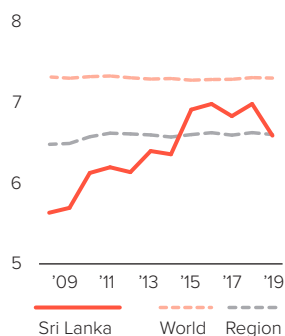


ECONOMIC FREEDOM Ranking 94/165 Score 6.78

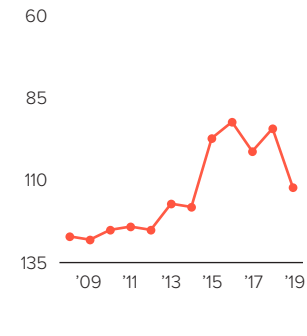


HUMAN FREEDOM

Score over time



Ranking over time



SRI LANKA

SOUTH ASIA

	2008	2009	2010	2011	2012	2013	2014	2015	2016	2017	2018	2019
Human freedom	5.63	5.69	6.12	6.19	6.13	6.39	6.35	6.90	6.97	6.82	6.97	6.58
Ranking	127	128	125	124	125	117	118	97	92	101	94	112
Economic freedom	6.09	6.19	6.46	6.55	6.59	6.92	6.66	6.76	6.73	6.65	6.82	6.78
Personal freedom	5.31	5.33	5.89	5.94	5.80	6.01	6.13	7.00	7.14	6.94	7.07	6.44
Rule of law	5.2	5.2	5.2	5.2	4.4	4.2	4.5	4.5	4.5	4.3	4.3	4.3
Procedural justice	4.1	4.1	4.1	4.1	4.1	3.3	4.4	4.2	4.2	3.8	3.9	3.9
Civil justice	5.2	5.2	5.2	5.2	4.1	4.7	4.2	4.5	4.5	4.7	4.5	4.5
Criminal justice	6.2	6.2	6.2	6.2	4.9	4.5	4.9	4.8	4.8	4.5	4.4	4.4
Security and safety	4.2	4.8	7.9	7.6	7.7	8.0	8.0	8.4	8.9	8.5	8.6	7.1
Homicide	7.1	8.4	8.9	9.0	9.0	9.1	9.2	9.3	9.3	9.3	9.3	9.3
Disappearances, conflicts, terrorism	1.3	1.2	7.0	6.3	6.3	6.9	6.7	7.5	8.5	7.7	7.9	5.0
Movement	6.3	6.3	6.4	6.4	6.5	6.7	6.7	8.2	8.3	8.3	8.3	8.3
Freedom of movement (V-Dem)	7.6	7.6	7.8	7.8	8.1	8.5	8.5	8.9	9.0	9.0	9.0	9.1
Freedom of movement (CLD)	5.0	5.0	5.0	5.0	5.0	5.0	5.0	7.5	7.5	7.5	7.5	7.5
Religion	8.0	8.0	8.2	8.9	8.2	8.2	8.0	8.6	8.7	8.7	9.0	7.6
Freedom of religion	7.6	7.6	7.6	8.8	7.5	7.4	7.4	7.7	7.7	7.7	8.4	7.5
Religious organization repression	8.5	8.5	8.9	8.9	8.9	8.9	8.7	9.6	9.7	9.7	9.7	7.6
Association, assembly, civil society	5.5	5.4	5.5	5.4	5.4	5.6	5.6	7.6	7.7	8.1	8.4	7.6
Civil society entry and exit	4.2	4.0	3.8	3.5	3.5	3.6	3.6	7.0	7.0	7.7	8.5	6.4
Freedom of assembly	5.7	5.3	5.3	5.0	5.0	5.8	5.8	5.8	5.8	6.5	6.5	7.3
Freedom to form/run political parties	8.9	8.9	8.9	8.9	8.9	9.1	9.1	9.2	9.1	9.2	9.3	9.3
Civil society repression	3.3	3.3	4.1	4.1	4.1	4.1	4.1	8.5	8.7	9.0	9.2	7.1
Expression and information	3.5	3.3	3.5	3.7	4.1	5.0	5.6	7.2	7.6	7.5	7.8	7.1
Press killed	0.0	0.0	0.0	0.0	2.6	5.6	10.0	10.0	10.0	10.0	10.0	10.0
Press jailed	5.1	3.9	3.9	5.1	5.1	8.8	10.0	10.0	10.0	10.0	10.0	10.0
Academic and cultural expression	2.5	2.5	2.5	2.5	2.5	2.5	2.5	5.0	5.0	5.0	5.0	5.0
Harassment of journalists	3.3	3.1	3.2	3.4	3.4	4.5	4.5	5.8	6.6	6.6	6.6	4.8
Government censorship effort	1.7	1.7	2.7	3.4	3.6	4.1	3.7	6.1	6.5	6.5	6.4	6.1
Internet censorship effort	4.8	4.8	5.1	5.1	5.1	5.1	5.1	8.3	9.6	8.8	9.1	8.8
Media self-censorship	3.2	3.2	3.7	3.7	3.7	4.0	4.0	5.8	5.9	5.8	6.2	5.4
Media freedom	5.2	5.2	5.2	5.2	5.7	5.8	5.8	8.3	8.3	7.9	9.2	6.9
Freedom of expression	6.0	5.0	5.5	5.0	5.0	4.5	5.0	5.8	6.2	7.2	7.2	7.2
Relationships	4.4	4.4	4.4	4.4	4.4	4.4	4.4	4.4	4.4	3.1	3.1	3.1
Same-sex relationships	0.0	0.0	0.0	0.0	0.0	0.0	0.0	0.0	0.0	0.0	0.0	0.0
Divorce	2.5	2.5	2.5	2.5	2.5	2.5	2.5	2.5	2.5	2.5	2.5	2.5
Inheritance rights	5.0	5.0	5.0	5.0	5.0	5.0	5.0	5.0	5.0	0.0	0.0	0.0
Female genital mutilation	10.0	10.0	10.0	10.0	10.0	10.0	10.0	10.0	10.0	10.0	10.0	10.0

Note: The data source V-Dem = Varieties of Democracy; the data source CLD = Civil Liberty Dataset.

Ranking
162

SUDAN

SUB-SAHARAN AFRICA

Score
4.48

PERSONAL FREEDOM

Ranking
156/165
Score
4.74



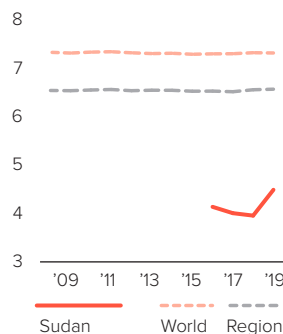
ECONOMIC FREEDOM

Ranking
164/165
Score
4.19

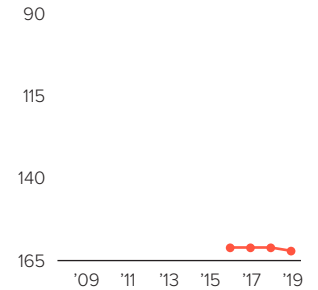


HUMAN FREEDOM

Score over time



Ranking over time



SUDAN

SUB-SAHARAN AFRICA

	2008	2009	2010	2011	2012	2013	2014	2015	2016	2017	2018	2019
Human freedom	-	-	-	-	-	-	-	-	4.13	4.00	3.95	4.48
Ranking	-	-	-	-	-	-	-	-	161	161	161	162
Economic freedom	-	-	-	-	-	-	-	-	4.92	4.35	4.25	4.19
Personal freedom	-	-	-	-	-	-	-	-	3.56	3.76	3.78	4.74
Rule of law	-	-	-	-	-	-	-	-	3.2	3.4	3.4	3.4
Procedural justice	-	-	-	-	-	-	-	-	-	-	-	-
Civil justice	-	-	-	-	-	-	-	-	-	-	-	-
Criminal justice	-	-	-	-	-	-	-	-	-	-	-	-
Security and safety	-	-	-	-	-	-	-	-	5.6	6.4	6.2	6.8
Homicide	-	-	-	-	-	-	-	-	8.5	8.5	8.5	8.5
Disappearances, conflicts, terrorism	-	-	-	-	-	-	-	-	2.8	4.3	3.9	5.0
Movement	-	-	-	-	-	-	-	-	4.4	4.5	4.6	5.4
Freedom of movement (V-Dem)	-	-	-	-	-	-	-	-	3.8	4.0	4.2	5.9
Freedom of movement (CLD)	-	-	-	-	-	-	-	-	5.0	5.0	5.0	5.0
Religion	-	-	-	-	-	-	-	-	4.0	3.8	3.8	5.9
Freedom of religion	-	-	-	-	-	-	-	-	4.4	4.1	3.9	4.8
Religious organization repression	-	-	-	-	-	-	-	-	3.6	3.6	3.6	6.9
Association, assembly, civil society	-	-	-	-	-	-	-	-	3.4	3.5	3.9	5.6
Civil society entry and exit	-	-	-	-	-	-	-	-	2.7	3.2	4.6	6.6
Freedom of assembly	-	-	-	-	-	-	-	-	1.8	1.8	1.8	2.7
Freedom to form/run political parties	-	-	-	-	-	-	-	-	6.8	6.8	6.8	6.7
Civil society repression	-	-	-	-	-	-	-	-	2.2	2.3	2.3	6.5
Expression and information	-	-	-	-	-	-	-	-	4.0	4.3	4.2	5.7
Press killed	-	-	-	-	-	-	-	-	10.0	10.0	10.0	10.0
Press jailed	-	-	-	-	-	-	-	-	10.0	10.0	10.0	10.0
Academic and cultural expression	-	-	-	-	-	-	-	-	0.0	0.0	0.0	2.5
Harassment of journalists	-	-	-	-	-	-	-	-	1.4	2.3	1.7	3.2
Government censorship effort	-	-	-	-	-	-	-	-	0.9	0.9	0.9	4.1
Internet censorship effort	-	-	-	-	-	-	-	-	4.2	5.1	5.1	6.1
Media self-censorship	-	-	-	-	-	-	-	-	2.1	2.8	2.8	4.4
Media freedom	-	-	-	-	-	-	-	-	4.9	4.9	4.7	7.4
Freedom of expression	-	-	-	-	-	-	-	-	2.8	2.8	2.8	4.0
Relationships	-	-	-	-	-	-	-	-	0.3	0.3	0.3	0.3
Same-sex relationships	-	-	-	-	-	-	-	-	0.0	0.0	0.0	0.0
Divorce	-	-	-	-	-	-	-	-	0.0	0.0	0.0	0.0
Inheritance rights	-	-	-	-	-	-	-	-	0.0	0.0	0.0	0.0
Female genital mutilation	-	-	-	-	-	-	-	-	1.2	1.3	1.3	1.3

Note: The data source V-Dem = Varieties of Democracy; the data source CLD = Civil Liberty Dataset.

Ranking
63

SURINAME

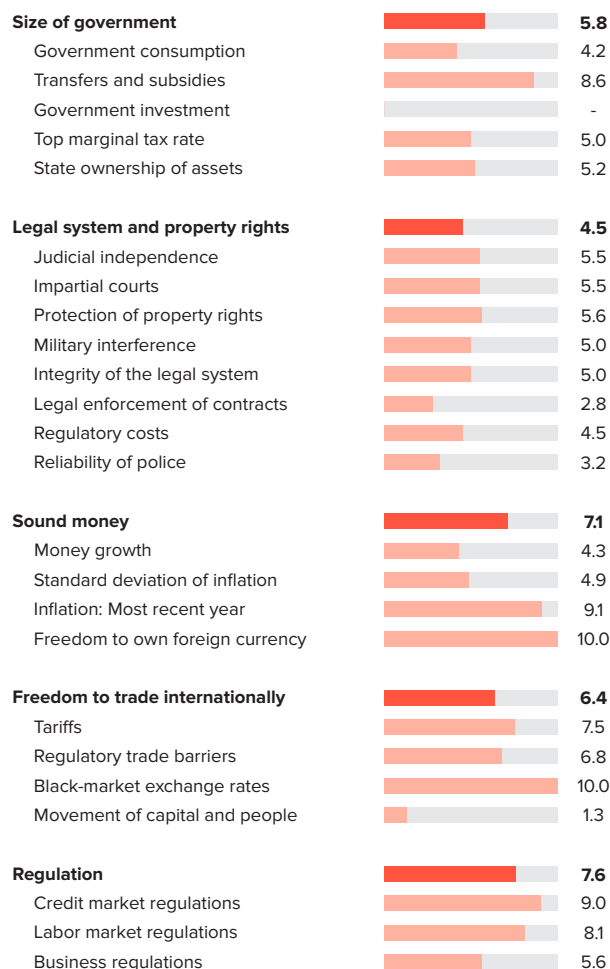
LATIN AMERICA & THE CARIBBEAN

Score
7.64

PERSONAL FREEDOM Ranking 41/165 Score 8.63

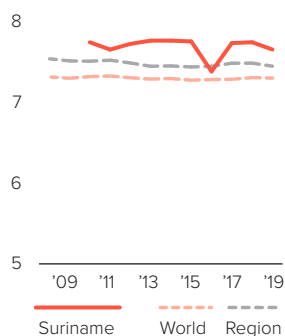


ECONOMIC FREEDOM Ranking 134/165 Score 6.14

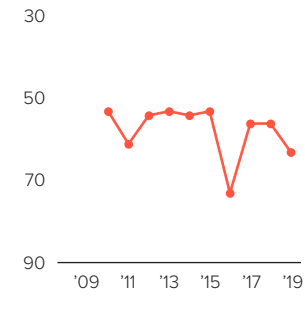


HUMAN FREEDOM

Score over time



Ranking over time



SURINAME

LATIN AMERICA & THE CARIBBEAN

	2008	2009	2010	2011	2012	2013	2014	2015	2016	2017	2018	2019
Human freedom	-	-	7.73	7.64	7.71	7.75	7.75	7.74	7.37	7.72	7.73	7.64
Ranking	-	-	53	61	54	53	54	53	73	56	56	63
Economic freedom	-	-	6.65	6.45	6.61	6.62	6.67	6.65	6.06	6.32	6.31	6.14
Personal freedom	-	-	8.50	8.50	8.49	8.56	8.52	8.52	8.49	8.70	8.67	8.63
Rule of law	-	-	5.1	5.1	5.1	5.1	4.9	4.9	4.9	5.1	5.0	5.0
Procedural justice	-	-	-	-	-	-	4.1	4.6	4.6	4.8	4.9	4.9
Civil justice	-	-	-	-	-	-	5.1	5.0	5.0	5.1	4.9	4.9
Criminal justice	-	-	-	-	-	-	5.4	5.2	5.2	5.3	5.2	5.2
Security and safety	-	-	8.5	8.5	8.5	8.9	8.9	8.8	8.6	8.9	8.9	8.9
Homicide	-	-	7.6	7.6	7.6	8.5	8.3	8.2	7.9	8.4	8.4	8.4
Disappearances, conflicts, terrorism	-	-	9.5	9.5	9.5	9.4	9.4	9.4	9.3	9.3	9.4	9.3
Movement	-	-	9.7	9.7	9.7	9.8	9.8	9.8	9.8	9.8	9.8	9.7
Freedom of movement (V-Dem)	-	-	9.4	9.4	9.4	9.6	9.6	9.6	9.6	9.6	9.6	9.3
Freedom of movement (CLD)	-	-	10.0	10.0	10.0	10.0	10.0	10.0	10.0	10.0	10.0	10.0
Religion	-	-	9.8	9.8	9.8	9.8	9.8	9.8	9.8	9.8	9.6	9.6
Freedom of religion	-	-	9.9	9.9	9.9	9.8	9.8	9.8	9.8	9.8	9.3	9.3
Religious organization repression	-	-	9.8	9.8	9.8	9.8	9.8	9.8	9.8	9.8	9.8	9.8
Association, assembly, civil society	-	-	9.6	9.6	9.6	9.7	9.7	9.7	9.7	9.2	9.2	9.2
Civil society entry and exit	-	-	9.2	9.2	9.2	9.5	9.5	9.5	9.5	9.5	9.5	9.5
Freedom of assembly	-	-	10.0	10.0	10.0	10.0	10.0	10.0	10.0	8.8	8.8	8.8
Freedom to form/run political parties	-	-	9.4	9.4	9.4	9.5	9.5	9.5	9.5	9.5	9.5	9.5
Civil society repression	-	-	9.7	9.7	9.7	9.8	9.8	9.8	9.6	9.1	9.1	9.1
Expression and information	-	-	8.4	8.4	8.4	8.3	8.3	8.3	8.3	8.2	8.2	8.1
Press killed	-	-	10.0	10.0	10.0	10.0	10.0	10.0	10.0	10.0	10.0	10.0
Press jailed	-	-	10.0	10.0	10.0	10.0	10.0	10.0	10.0	10.0	10.0	10.0
Academic and cultural expression	-	-	7.5	7.5	7.5	7.5	7.5	7.5	7.5	7.5	7.5	7.5
Harassment of journalists	-	-	8.1	7.7	7.7	7.7	7.7	7.7	7.9	7.6	7.9	7.9
Government censorship effort	-	-	7.9	7.9	7.9	7.7	7.7	7.7	7.7	7.0	7.0	7.0
Internet censorship effort	-	-	9.9	9.9	9.9	9.6	9.6	9.6	9.6	9.6	9.6	9.6
Media self-censorship	-	-	7.0	7.0	7.0	7.0	7.0	7.0	7.0	7.0	7.0	7.0
Media freedom	-	-	7.9	7.9	7.9	7.3	7.3	7.3	7.3	7.3	6.9	6.0
Freedom of expression	-	-	7.5	7.5	7.5	7.5	7.5	7.5	7.5	7.5	7.5	7.5
Relationships	-	-	8.3	8.3	8.3	8.3	8.3	8.3	8.3	10.0	10.0	10.0
Same-sex relationships	-	-	10.0	10.0	10.0	10.0	10.0	10.0	10.0	10.0	10.0	10.0
Divorce	-	-	-	-	-	-	-	-	-	-	-	-
Inheritance rights	-	-	5.0	5.0	5.0	5.0	5.0	5.0	5.0	-	-	-
Female genital mutilation	-	-	10.0	10.0	10.0	10.0	10.0	10.0	10.0	10.0	10.0	10.0

Note: The data source V-Dem = Varieties of Democracy; the data source CLD = Civil Liberty Dataset.

Ranking
9

SWEDEN

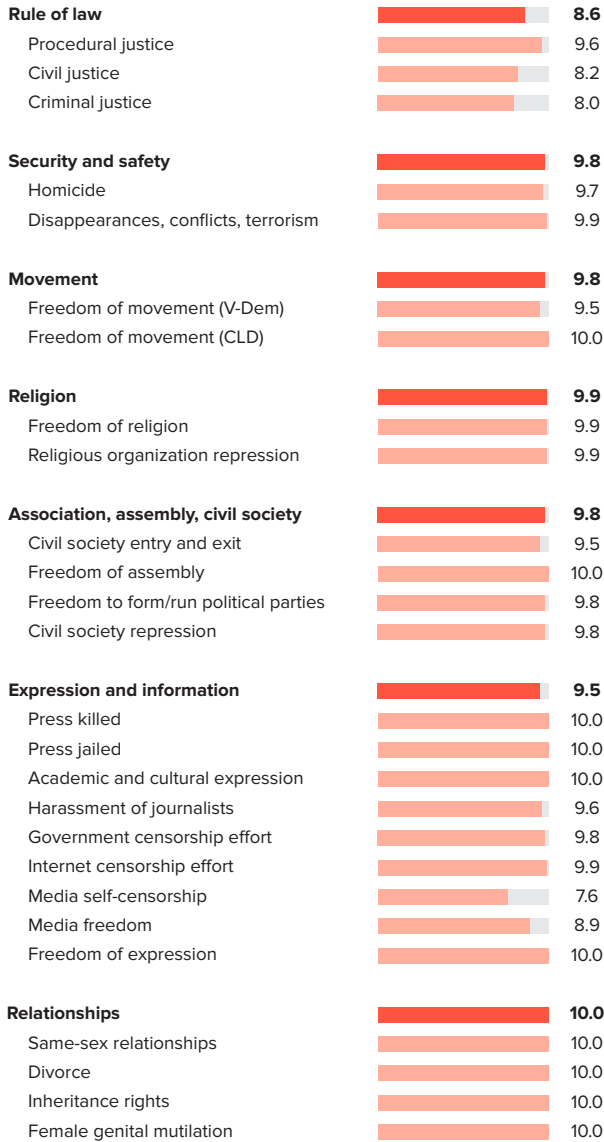
WESTERN EUROPE

Score
8.83

PERSONAL FREEDOM

Ranking
1/165

Score
9.63



ECONOMIC FREEDOM

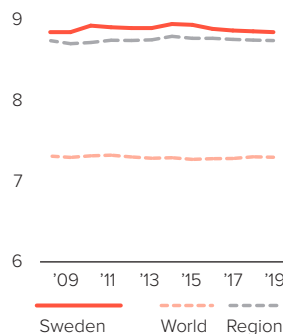
Ranking
37/165

Score
7.72

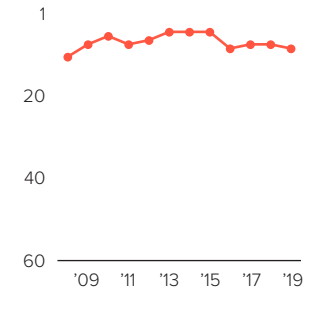


HUMAN FREEDOM

Score over time



Ranking over time



SWEDEN

WESTERN EUROPE

	2008	2009	2010	2011	2012	2013	2014	2015	2016	2017	2018	2019
Human freedom	8.83	8.83	8.91	8.89	8.88	8.88	8.93	8.92	8.87	8.85	8.84	8.83
Ranking	11	8	6	8	7	5	5	5	9	8	8	9
Economic freedom	7.70	7.71	7.89	7.86	7.84	7.81	7.93	7.94	7.79	7.80	7.74	7.72
Personal freedom	9.64	9.64	9.63	9.64	9.63	9.64	9.65	9.63	9.64	9.60	9.63	9.63
Rule of law	8.5	8.5	8.5	8.5	8.4	8.4	8.5	8.5	8.5	8.6	8.6	8.6
Procedural justice	9.5	9.5	9.5	9.5	9.6	9.4	9.4	9.5	9.5	9.6	9.6	9.6
Civil justice	7.8	7.8	7.8	7.8	7.8	8.1	8.1	8.1	8.1	8.0	8.2	8.2
Criminal justice	8.2	8.2	8.2	8.2	7.8	7.8	7.9	8.0	8.0	8.1	8.0	8.0
Security and safety	9.8	9.8	9.8	9.8	9.9	9.8	9.8	9.7	9.8	9.6	9.8	9.8
Homicide	9.7	9.7	9.7	9.8	9.8	9.7	9.7	9.7	9.7	9.7	9.7	9.7
Disappearances, conflicts, terrorism	9.9	9.9	9.9	9.9	9.9	9.9	9.9	9.8	9.9	9.4	9.9	9.9
Movement	9.9	9.9	9.9	9.9	9.9	9.9	9.9	9.9	9.9	9.8	9.8	9.8
Freedom of movement (V-Dem)	9.9	9.9	9.9	9.9	9.9	9.9	9.9	9.7	9.7	9.6	9.5	9.5
Freedom of movement (CLD)	10.0	10.0	10.0	10.0	10.0	10.0	10.0	10.0	10.0	10.0	10.0	10.0
Religion	9.9	9.9	9.9	9.9	9.9	9.9	9.9	9.9	9.9	9.9	9.9	9.9
Freedom of religion	10.0	10.0	10.0	9.9	9.9	9.9	9.9	9.9	9.9	9.9	9.9	9.9
Religious organization repression	9.9	9.9	9.9	9.9	9.9	9.9	9.9	9.9	9.9	9.9	9.9	9.9
Association, assembly, civil society	9.8	9.8	9.8	9.8	9.8	9.8	9.8	9.8	9.8	9.8	9.8	9.8
Civil society entry and exit	9.5	9.5	9.5	9.5	9.5	9.5	9.5	9.5	9.5	9.5	9.5	9.5
Freedom of assembly	10.0	10.0	10.0	10.0	10.0	10.0	10.0	10.0	10.0	10.0	10.0	10.0
Freedom to form/run political parties	9.8	9.8	9.8	9.8	9.8	9.8	9.8	9.8	9.8	9.8	9.8	9.8
Civil society repression	9.8	9.8	9.8	9.8	9.8	9.8	9.8	9.8	9.8	9.8	9.8	9.8
Expression and information	9.6	9.6	9.6	9.6	9.6	9.6	9.6	9.6	9.6	9.6	9.5	9.5
Press killed	10.0	10.0	10.0	10.0	10.0	10.0	10.0	10.0	10.0	10.0	10.0	10.0
Press jailed	10.0	10.0	10.0	10.0	10.0	10.0	10.0	10.0	10.0	10.0	10.0	10.0
Academic and cultural expression	10.0	10.0	10.0	10.0	10.0	10.0	10.0	10.0	10.0	10.0	10.0	10.0
Harassment of journalists	9.6	9.6	9.6	9.6	9.6	9.6	9.6	9.6	9.6	9.6	9.6	9.6
Government censorship effort	9.8	9.8	9.8	9.8	9.8	9.8	9.8	9.8	9.8	9.8	9.8	9.8
Internet censorship effort	9.9	9.9	9.9	9.9	9.9	9.9	9.9	9.9	9.9	9.9	9.9	9.9
Media self-censorship	7.9	7.9	7.9	7.9	7.9	7.9	7.9	7.6	7.6	7.6	7.6	7.6
Media freedom	9.3	9.3	9.3	9.3	9.3	9.3	9.3	9.3	9.3	9.4	8.9	8.9
Freedom of expression	10.0	10.0	10.0	10.0	10.0	10.0	10.0	10.0	10.0	10.0	10.0	10.0
Relationships	9.9	9.9	9.9	9.9	9.9	10.0	10.0	10.0	10.0	10.0	10.0	10.0
Same-sex relationships	10.0	10.0	10.0	10.0	10.0	10.0	10.0	10.0	10.0	10.0	10.0	10.0
Divorce	10.0	10.0	10.0	10.0	10.0	10.0	10.0	10.0	10.0	10.0	10.0	10.0
Inheritance rights	10.0	10.0	10.0	10.0	10.0	10.0	10.0	10.0	10.0	10.0	10.0	10.0
Female genital mutilation	9.5	9.5	9.5	9.5	9.5	10.0	10.0	10.0	10.0	10.0	10.0	10.0

Note: The data source V-Dem = Varieties of Democracy; the data source CLD = Civil Liberty Dataset.

Ranking
1

SWITZERLAND

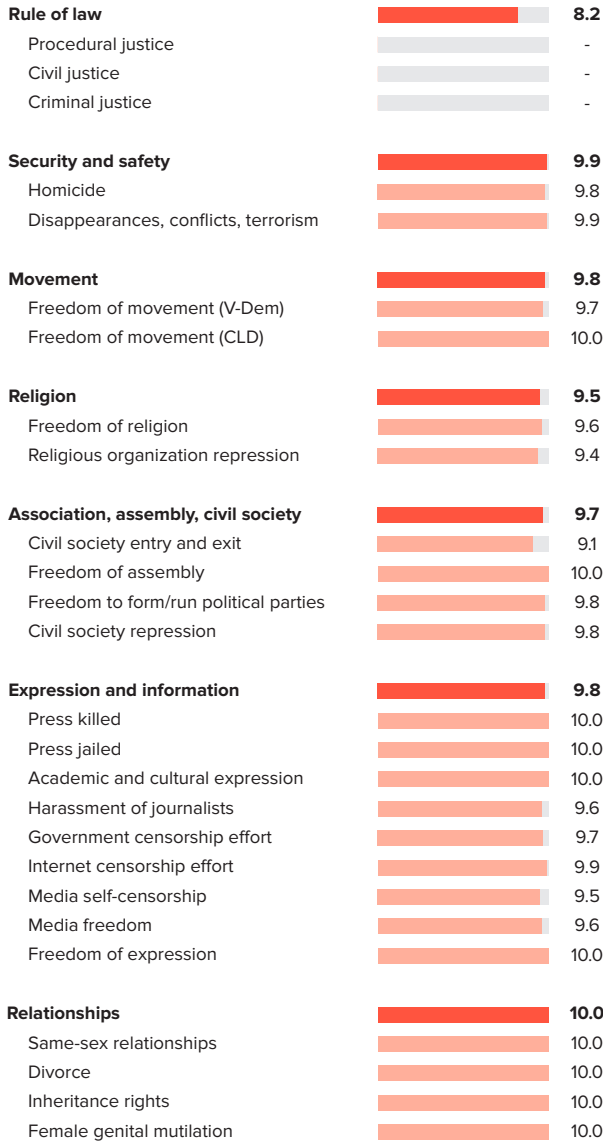
WESTERN EUROPE

Score
9.11

PERSONAL FREEDOM

Ranking
2/165

Score
9.56



ECONOMIC FREEDOM

Ranking
4/165

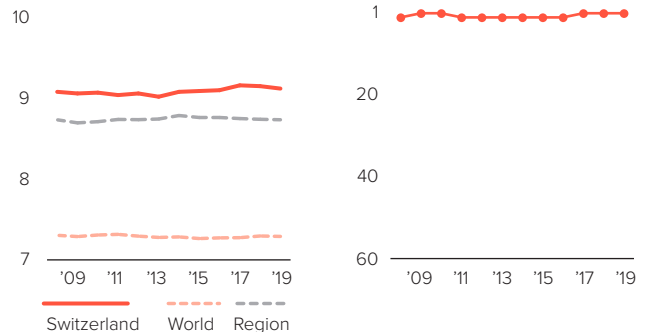
Score
8.48



HUMAN FREEDOM

Score over time

Ranking over time



SWITZERLAND

WESTERN EUROPE

	2008	2009	2010	2011	2012	2013	2014	2015	2016	2017	2018	2019
Human freedom	9.07	9.05	9.06	9.03	9.05	9.01	9.07	9.08	9.09	9.15	9.14	9.11
Ranking	2	1	1	2	2	2	2	2	2	1	1	1
Economic freedom	8.41	8.42	8.45	8.39	8.39	8.41	8.49	8.53	8.56	8.57	8.54	8.48
Personal freedom	9.54	9.51	9.50	9.49	9.52	9.44	9.49	9.47	9.48	9.56	9.56	9.56
Rule of law	8.0	7.9	7.9	7.9	8.0	8.0	8.3	8.2	8.2	8.2	8.2	8.2
Procedural justice	-	-	-	-	-	-	-	-	-	-	-	-
Civil justice	-	-	-	-	-	-	-	-	-	-	-	-
Criminal justice	-	-	-	-	-	-	-	-	-	-	-	-
Security and safety	9.8	9.8	9.8	9.8	9.8	9.8	9.9	9.9	9.9	9.9	9.9	9.9
Homicide	9.8	9.8	9.8	9.8	9.8	9.8	9.9	9.8	9.8	9.8	9.8	9.8
Disappearances, conflicts, terrorism	9.9	9.9	9.9	9.8	9.9	9.9	9.9	9.9	9.9	9.9	9.9	9.9
Movement	9.8	9.8	9.8	9.8	9.8	9.8	9.8	9.8	9.8	9.8	9.8	9.8
Freedom of movement (V-Dem)	9.7	9.7	9.7	9.7	9.7	9.7	9.7	9.7	9.7	9.7	9.7	9.7
Freedom of movement (CLD)	10.0	10.0	10.0	10.0	10.0	10.0	10.0	10.0	10.0	10.0	10.0	10.0
Religion	9.7	9.6	9.5	9.5	9.5	9.5	9.5	9.5	9.5	9.5	9.5	9.5
Freedom of religion	9.9	9.7	9.6	9.6	9.6	9.6	9.6	9.6	9.6	9.6	9.6	9.6
Religious organization repression	9.4	9.4	9.4	9.4	9.4	9.4	9.4	9.4	9.4	9.4	9.4	9.4
Association, assembly, civil society	9.7	9.7	9.7	9.7	9.7	9.7	9.7	9.7	9.7	9.7	9.7	9.7
Civil society entry and exit	9.1	9.1	9.1	9.1	9.1	9.1	9.1	9.1	9.1	9.1	9.1	9.1
Freedom of assembly	10.0	10.0	10.0	10.0	10.0	10.0	10.0	10.0	10.0	10.0	10.0	10.0
Freedom to form/run political parties	9.8	9.8	9.8	9.8	9.8	9.8	9.8	9.8	9.8	9.8	9.8	9.8
Civil society repression	9.8	9.8	9.8	9.8	9.8	9.8	9.8	9.8	9.8	9.8	9.8	9.8
Expression and information	9.8	9.8	9.8	9.8	9.8	9.8	9.8	9.8	9.8	9.8	9.8	9.8
Press killed	10.0	10.0	10.0	10.0	10.0	10.0	10.0	10.0	10.0	10.0	10.0	10.0
Press jailed	10.0	10.0	10.0	10.0	10.0	10.0	10.0	10.0	10.0	10.0	10.0	10.0
Academic and cultural expression	10.0	10.0	10.0	10.0	10.0	10.0	10.0	10.0	10.0	10.0	10.0	10.0
Harassment of journalists	9.6	9.6	9.6	9.6	9.6	9.6	9.6	9.6	9.6	9.6	9.6	9.6
Government censorship effort	9.7	9.7	9.7	9.7	9.7	9.7	9.7	9.7	9.7	9.7	9.7	9.7
Internet censorship effort	9.9	9.9	9.9	9.9	9.9	9.9	9.9	9.9	9.9	9.9	9.9	9.9
Media self-censorship	9.5	9.5	9.5	9.5	9.5	9.5	9.5	9.5	9.5	9.5	9.5	9.5
Media freedom	9.6	9.6	9.6	9.6	9.6	9.6	9.6	9.6	9.6	9.6	9.6	9.6
Freedom of expression	10.0	10.0	10.0	10.0	10.0	10.0	10.0	10.0	10.0	10.0	10.0	10.0
Relationships	9.9	9.9	9.9	9.9	9.9	9.4	9.4	9.4	9.4	10.0	10.0	10.0
Same-sex relationships	10.0	10.0	10.0	10.0	10.0	10.0	10.0	10.0	10.0	10.0	10.0	10.0
Divorce	10.0	10.0	10.0	10.0	10.0	10.0	10.0	10.0	10.0	10.0	10.0	10.0
Inheritance rights	10.0	10.0	10.0	10.0	10.0	7.5	7.5	7.5	7.5	10.0	10.0	10.0
Female genital mutilation	9.5	9.5	9.5	9.5	9.5	10.0	10.0	10.0	10.0	10.0	10.0	10.0

Note: The data source V-Dem = Varieties of Democracy; the data source CLD = Civil Liberty Dataset.

Ranking
165

SYRIAN ARAB REPUBLIC

MIDDLE EAST & NORTH AFRICA

Score
3.66

PERSONAL FREEDOM

Ranking
165/165

Score
2.60



ECONOMIC FREEDOM

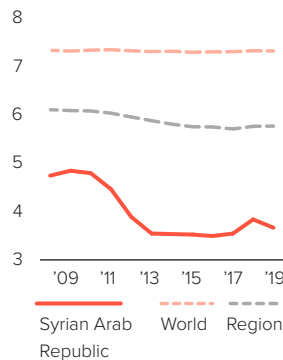
Ranking
158/165

Score
5.19

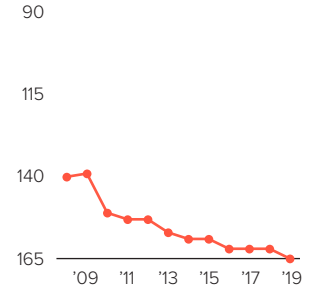


HUMAN FREEDOM

Score over time



Ranking over time



SYRIAN ARAB REPUBLIC

MIDDLE EAST & NORTH AFRICA

	2008	2009	2010	2011	2012	2013	2014	2015	2016	2017	2018	2019
Human freedom	4.73	4.83	4.78	4.45	3.88	3.54	3.53	3.52	3.49	3.54	3.83	3.66
Ranking	140	139	151	153	153	157	159	159	162	162	162	165
Economic freedom	5.40	5.63	5.68	5.91	4.97	4.60	4.91	4.89	5.01	5.02	5.60	5.19
Personal freedom	4.25	4.26	4.14	3.41	3.11	2.79	2.55	2.54	2.45	2.46	2.61	2.60
Rule of law	4.1	4.3	4.3	4.0	3.4	3.0	3.0	3.0	2.1	1.9	2.0	1.9
Procedural justice	-	-	-	-	-	-	-	-	-	-	-	-
Civil justice	-	-	-	-	-	-	-	-	-	-	-	-
Criminal justice	-	-	-	-	-	-	-	-	-	-	-	-
Security and safety	7.6	7.8	7.5	4.8	4.8	4.7	4.7	4.7	4.7	4.7	4.9	4.9
Homicide	9.2	9.3	9.4	9.4	9.4	9.4	9.4	9.4	9.4	9.4	9.7	9.7
Disappearances, conflicts, terrorism	6.1	6.4	5.6	0.3	0.2	0.0	0.0	0.0	0.0	0.0	0.0	0.0
Movement	5.3	5.3	5.3	5.2	4.9	4.7	3.4	3.4	3.4	3.4	3.4	3.3
Freedom of movement (V-Dem)	5.7	5.7	5.7	5.4	4.9	4.4	4.4	4.4	4.4	4.4	4.2	4.2
Freedom of movement (CLD)	5.0	5.0	5.0	5.0	5.0	5.0	2.5	2.5	2.5	2.5	2.5	2.5
Religion	4.1	4.1	4.0	2.8	2.5	2.5	1.9	1.9	2.1	2.4	3.1	3.3
Freedom of religion	5.8	5.8	5.8	4.5	4.2	3.8	2.6	2.6	2.6	2.6	3.8	4.2
Religious organization repression	2.3	2.3	2.1	1.2	0.8	1.2	1.2	1.2	1.6	2.2	2.4	2.3
Association, assembly, civil society	2.0	1.8	1.8	1.6	1.4	1.3	1.4	1.4	1.4	1.4	1.6	1.4
Civil society entry and exit	1.0	1.0	1.0	0.9	0.5	0.4	0.4	0.4	0.4	0.2	0.2	0.2
Freedom of assembly	2.3	1.5	1.5	1.5	1.5	1.5	1.5	1.5	1.5	1.5	1.5	1.2
Freedom to form/run political parties	2.0	2.0	2.0	2.3	2.5	2.7	2.7	2.7	2.8	2.9	2.9	2.7
Civil society repression	2.5	2.5	2.6	1.6	1.0	0.6	1.1	1.1	1.1	1.1	1.7	1.7
Expression and information	2.9	2.8	2.4	1.7	1.0	0.9	0.9	0.9	0.9	0.8	0.9	0.8
Press killed	10.0	10.0	10.0	7.2	0.0	0.0	0.0	0.0	0.0	0.0	0.0	0.0
Press jailed	8.8	7.6	5.3	0.0	0.0	0.0	0.0	0.0	0.0	0.0	0.0	0.0
Academic and cultural expression	0.0	0.0	0.0	0.0	0.0	0.0	0.0	0.0	0.0	0.0	0.0	0.0
Harassment of journalists	0.8	0.8	0.6	0.9	0.9	0.6	0.6	0.6	0.6	0.6	0.6	0.6
Government censorship effort	0.1	0.1	0.1	0.1	0.1	0.1	0.1	0.1	0.1	0.1	0.1	0.1
Internet censorship effort	1.7	1.7	1.7	1.9	2.5	2.2	2.2	2.2	2.2	2.2	2.7	2.0
Media self-censorship	0.8	0.8	0.8	1.8	1.8	1.6	1.6	1.6	1.7	1.5	1.5	1.5
Media freedom	0.6	0.6	0.6	1.2	1.4	1.2	1.0	1.0	1.0	1.0	0.6	1.1
Freedom of expression	3.5	3.5	2.2	2.2	2.2	2.2	2.2	2.2	2.2	2.2	2.2	2.2
Relationships	3.8	3.8	3.8	3.8	3.8	2.5	2.5	2.5	2.5	2.5	2.5	2.5
Same-sex relationships	0.0	0.0	0.0	0.0	0.0	0.0	0.0	0.0	0.0	0.0	0.0	0.0
Divorce	0.0	0.0	0.0	0.0	0.0	0.0	0.0	0.0	0.0	0.0	0.0	0.0
Inheritance rights	5.0	5.0	5.0	5.0	5.0	0.0	0.0	0.0	0.0	0.0	0.0	0.0
Female genital mutilation	10.0	10.0	10.0	10.0	10.0	10.0	10.0	10.0	10.0	10.0	10.0	10.0

Note: The data source V-Dem = Varieties of Democracy; the data source CLD = Civil Liberty Dataset.

Ranking
19

TAIWAN

EAST ASIA

Score
8.68

PERSONAL FREEDOM Ranking 21/165 Score 9.14

Rule of law **7.0**

- Procedural justice -
- Civil justice -
- Criminal justice -

Security and safety **9.6**

- Homicide 9.8
- Disappearances, conflicts, terrorism 9.5

Movement **9.9**

- Freedom of movement (V-Dem) 9.7
- Freedom of movement (CLD) 10.0

Religion **9.9**

- Freedom of religion 9.9
- Religious organization repression 9.9

Association, assembly, civil society **9.4**

- Civil society entry and exit 8.3
- Freedom of assembly 10.0
- Freedom to form/run political parties 9.8
- Civil society repression 9.4

Expression and information **8.9**

- Press killed 10.0
- Press jailed 10.0
- Academic and cultural expression 10.0
- Harassment of journalists 9.5
- Government censorship effort 7.9
- Internet censorship effort 9.4
- Media self-censorship 6.3
- Media freedom 8.5
- Freedom of expression 8.2

Relationships **9.4**

- Same-sex relationships 10.0
- Divorce 10.0
- Inheritance rights 7.5
- Female genital mutilation 10.0

ECONOMIC FREEDOM Ranking 17/165 Score 8.02

Size of government **7.3**

- Government consumption 5.5
- Transfers and subsidies 9.3
- Government investment -
- Top marginal tax rate 7.0
- State ownership of assets 7.5

Legal system and property rights **7.1**

- Judicial independence 6.6
- Impartial courts 6.4
- Protection of property rights 7.6
- Military interference 6.7
- Integrity of the legal system 7.5
- Legal enforcement of contracts 6.2
- Regulatory costs 7.9
- Reliability of police 7.8

Sound money **9.7**

- Money growth 9.7
- Standard deviation of inflation 9.3
- Inflation: Most recent year 9.9
- Freedom to own foreign currency 10.0

Freedom to trade internationally **7.9**

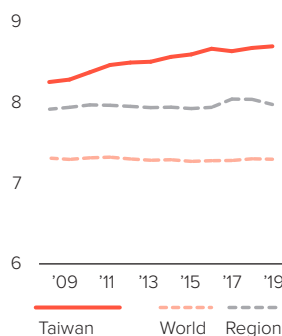
- Tariffs 7.2
- Regulatory trade barriers 7.7
- Black-market exchange rates 10.0
- Movement of capital and people 6.6

Regulation **8.0**

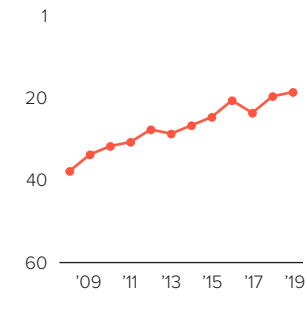
- Credit market regulations 8.1
- Labor market regulations 7.7
- Business regulations 8.3

HUMAN FREEDOM

Score over time



Ranking over time



TAIWAN

EAST ASIA

	2008	2009	2010	2011	2012	2013	2014	2015	2016	2017	2018	2019
Human freedom	8.24	8.27	8.36	8.45	8.48	8.49	8.55	8.58	8.65	8.62	8.66	8.68
Ranking	38	34	32	31	28	29	27	25	21	24	20	19
Economic freedom	7.41	7.45	7.56	7.49	7.51	7.56	7.68	7.72	7.85	7.90	7.98	8.02
Personal freedom	8.84	8.87	8.93	9.13	9.17	9.16	9.17	9.19	9.23	9.14	9.15	9.14
Rule of law	6.4	6.7	6.8	6.8	6.8	6.8	7.0	7.0	7.0	7.0	6.9	7.0
Procedural justice	-	-	-	-	-	-	-	-	-	-	-	-
Civil justice	-	-	-	-	-	-	-	-	-	-	-	-
Criminal justice	-	-	-	-	-	-	-	-	-	-	-	-
Security and safety	9.4	9.4	9.6	9.6	9.6	9.6	9.6	9.6	9.6	9.6	9.6	9.6
Homicide	9.8	9.8	9.8	9.8	9.8	9.8	9.8	9.8	9.8	9.8	9.8	9.8
Disappearances, conflicts, terrorism	9.1	9.1	9.5	9.5	9.5	9.4	9.5	9.5	9.5	9.5	9.5	9.5
Movement	9.9	9.9	9.9	9.9	9.9	9.9	9.9	9.9	9.9	9.9	9.9	9.9
Freedom of movement (V-Dem)	9.8	9.8	9.8	9.8	9.8	9.8	9.8	9.8	9.8	9.8	9.8	9.7
Freedom of movement (CLD)	10.0	10.0	10.0	10.0	10.0	10.0	10.0	10.0	10.0	10.0	10.0	10.0
Religion	9.9	9.9	9.9	9.9	9.9	9.9	9.9	9.9	9.8	9.9	9.9	9.9
Freedom of religion	9.9	9.9	9.9	9.9	9.9	9.9	9.9	9.9	9.9	9.9	9.9	9.9
Religious organization repression	9.8	9.8	9.8	9.8	9.8	9.9	9.9	9.9	9.7	9.9	9.9	9.9
Association, assembly, civil society	8.9	8.9	9.0	9.0	9.2	9.2	9.0	9.2	9.3	9.3	9.3	9.4
Civil society entry and exit	8.1	8.1	8.2	8.2	8.2	8.3	8.3	8.3	8.3	8.3	8.3	8.3
Freedom of assembly	9.2	9.2	9.2	9.2	10.0	10.0	9.2	10.0	10.0	10.0	10.0	10.0
Freedom to form/run political parties	9.4	9.6	9.6	9.6	9.6	9.6	9.6	9.6	9.6	9.8	9.8	9.8
Civil society repression	9.0	9.0	9.0	9.0	9.0	9.0	9.0	9.0	9.1	9.1	9.1	9.4
Expression and information	8.6	8.5	8.6	8.7	8.8	8.7	8.7	8.7	9.0	8.9	9.0	8.9
Press killed	10.0	10.0	10.0	10.0	10.0	10.0	10.0	10.0	10.0	10.0	10.0	10.0
Press jailed	10.0	10.0	10.0	10.0	10.0	10.0	10.0	10.0	10.0	10.0	10.0	10.0
Academic and cultural expression	7.5	7.5	7.5	7.5	7.5	7.5	7.5	7.5	10.0	10.0	10.0	10.0
Harassment of journalists	8.2	7.8	8.1	8.1	8.1	8.6	8.6	8.6	9.1	9.1	9.1	9.5
Government censorship effort	8.2	8.2	8.7	8.7	8.7	8.2	8.2	8.2	8.6	8.6	8.8	7.9
Internet censorship effort	9.3	9.3	9.3	9.3	9.3	9.4	9.4	9.4	9.4	9.4	9.7	9.4
Media self-censorship	8.2	8.0	8.0	8.0	8.0	7.4	7.4	7.4	7.4	7.4	6.9	6.3
Media freedom	7.4	7.0	7.0	7.0	7.3	7.2	7.2	7.2	7.9	7.4	7.9	8.5
Freedom of expression	8.8	8.8	8.8	10.0	10.0	9.5	10.0	9.5	8.8	8.2	8.8	8.2
Relationships	8.8	8.8	8.8	10.0	10.0	10.0	10.0	10.0	10.0	9.4	9.4	9.4
Same-sex relationships	10.0	10.0	10.0	10.0	10.0	10.0	10.0	10.0	10.0	10.0	10.0	10.0
Divorce	10.0	10.0	10.0	10.0	10.0	10.0	10.0	10.0	10.0	10.0	10.0	10.0
Inheritance rights	5.0	5.0	5.0	10.0	10.0	10.0	10.0	10.0	10.0	7.5	7.5	7.5
Female genital mutilation	10.0	10.0	10.0	10.0	10.0	10.0	10.0	10.0	10.0	10.0	10.0	10.0

Note: The data source V-Dem = Varieties of Democracy; the data source CLD = Civil Liberty Dataset.

Ranking
153

TAJKISTAN

CAUCASUS & CENTRAL ASIA

Score
5.52

PERSONAL FREEDOM

Ranking
155/165

Score
4.83



ECONOMIC FREEDOM

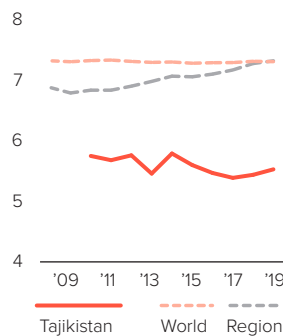
Ranking
119/165

Score
6.50

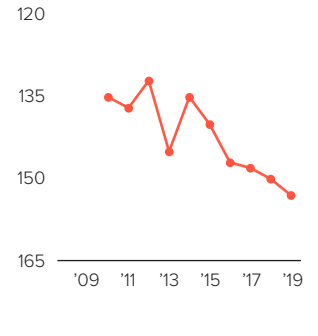


HUMAN FREEDOM

Score over time



Ranking over time



TAJIKISTAN

CAUCASUS & CENTRAL ASIA

	2008	2009	2010	2011	2012	2013	2014	2015	2016	2017	2018	2019
Human freedom	-	-	5.74	5.67	5.75	5.45	5.78	5.59	5.46	5.38	5.43	5.52
Ranking	-	-	135	137	132	145	135	140	147	148	150	153
Economic freedom	-	-	6.01	6.12	6.33	6.13	6.20	6.08	6.08	5.88	6.18	6.50
Personal freedom	-	-	5.55	5.35	5.34	4.97	5.48	5.24	5.01	5.02	4.90	4.83
Rule of law	-	-	3.3	3.3	3.3	3.2	3.6	3.5	3.4	3.1	3.2	3.3
Procedural justice	-	-	-	-	-	-	-	-	-	-	-	-
Civil justice	-	-	-	-	-	-	-	-	-	-	-	-
Criminal justice	-	-	-	-	-	-	-	-	-	-	-	-
Security and safety	-	-	7.4	8.2	8.1	7.0	8.1	7.5	7.9	8.0	7.5	7.4
Homicide	-	-	9.3	9.5	9.5	9.5	9.5	9.5	9.5	9.5	9.5	9.5
Disappearances, conflicts, terrorism	-	-	5.4	6.8	6.7	4.5	6.7	5.4	6.3	6.5	5.4	5.4
Movement	-	-	7.4	7.4	7.4	7.4	7.4	7.3	7.0	7.1	7.0	6.6
Freedom of movement (V-Dem)	-	-	7.4	7.4	7.4	7.4	7.3	7.2	6.4	6.6	6.5	5.7
Freedom of movement (CLD)	-	-	7.5	7.5	7.5	7.5	7.5	7.5	7.5	7.5	7.5	7.5
Religion	-	-	4.5	4.5	4.5	4.2	4.1	3.6	3.4	3.2	3.1	3.0
Freedom of religion	-	-	4.8	4.8	4.8	4.9	4.7	4.4	4.4	4.4	4.7	4.5
Religious organization repression	-	-	4.1	4.1	4.1	3.6	3.5	2.6	2.4	2.0	1.5	1.5
Association, assembly, civil society	-	-	4.4	4.2	4.2	3.9	3.8	3.6	2.6	2.6	2.5	2.5
Civil society entry and exit	-	-	3.6	3.4	3.4	3.2	3.0	3.0	1.5	1.6	1.6	1.6
Freedom of assembly	-	-	3.0	2.7	2.7	2.7	2.7	2.7	1.8	1.5	1.5	1.5
Freedom to form/run political parties	-	-	6.3	6.3	6.3	6.0	6.0	5.0	4.5	4.7	4.3	4.1
Civil society repression	-	-	4.8	4.5	4.4	3.9	3.7	3.7	2.7	2.7	2.7	2.7
Expression and information	-	-	5.0	4.9	4.9	4.5	4.4	4.3	3.8	3.7	3.5	3.5
Press killed	-	-	10.0	10.0	10.0	10.0	10.0	10.0	10.0	10.0	10.0	10.0
Press jailed	-	-	10.0	10.0	10.0	10.0	10.0	10.0	10.0	10.0	10.0	10.0
Academic and cultural expression	-	-	2.5	2.5	2.5	2.5	2.5	2.5	0.0	0.0	0.0	0.0
Harassment of journalists	-	-	2.0	2.0	2.0	2.0	1.2	0.7	1.0	0.6	0.6	1.0
Government censorship effort	-	-	2.1	2.1	2.1	1.8	1.8	1.8	1.2	1.1	0.5	0.5
Internet censorship effort	-	-	5.3	5.1	5.1	4.0	4.0	4.0	3.4	3.4	2.8	2.8
Media self-censorship	-	-	4.0	4.0	4.0	3.4	3.4	3.2	3.0	2.7	2.1	2.1
Media freedom	-	-	4.1	4.1	4.1	2.8	2.8	2.7	2.0	1.7	1.7	1.7
Freedom of expression	-	-	4.5	4.0	4.0	4.0	4.0	4.0	4.0	3.5	3.5	3.5
Relationships	-	-	6.9	5.0	5.0	4.4	6.9	6.9	6.9	7.5	7.5	7.5
Same-sex relationships	-	-	10.0	0.0	0.0	0.0	10.0	10.0	10.0	10.0	10.0	10.0
Divorce	-	-	2.5	2.5	2.5	2.5	2.5	2.5	2.5	2.5	2.5	2.5
Inheritance rights	-	-	5.0	7.5	7.5	5.0	5.0	5.0	5.0	7.5	7.5	7.5
Female genital mutilation	-	-	10.0	10.0	10.0	10.0	10.0	10.0	10.0	10.0	10.0	10.0

Note: The data source V-Dem = Varieties of Democracy; the data source CLD = Civil Liberty Dataset.

Ranking
114

TANZANIA

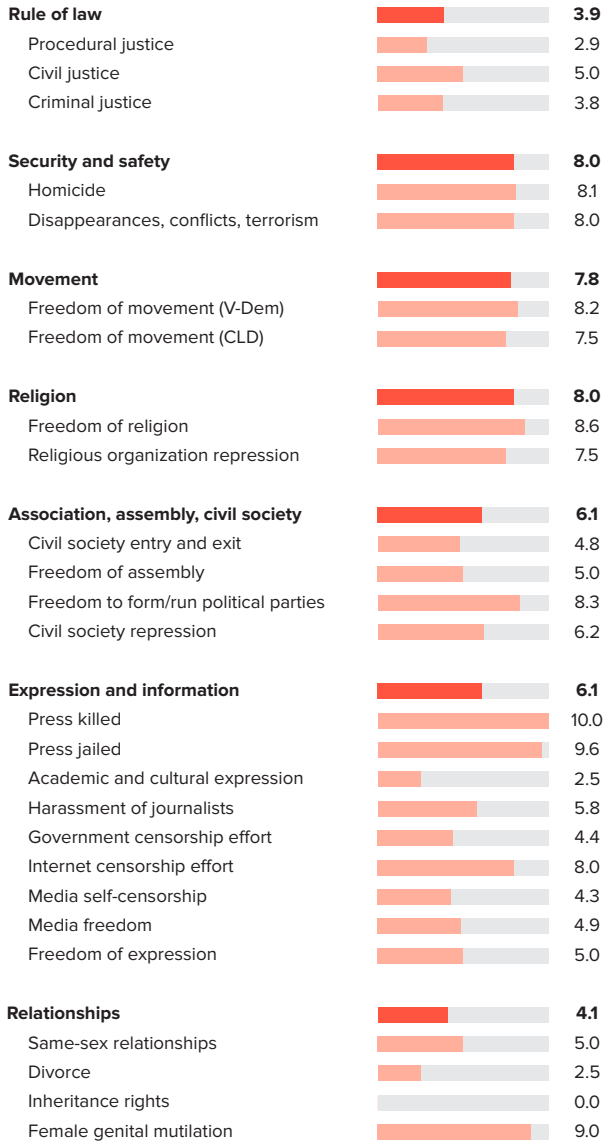
SUB-SAHARAN AFRICA

Score
6.48

PERSONAL FREEDOM

Ranking
117/165

Score
6.29



ECONOMIC FREEDOM

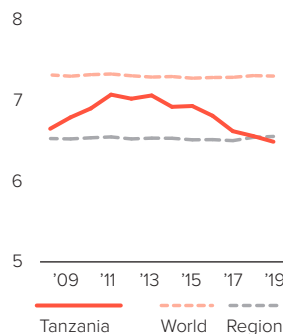
Ranking
97/165

Score
6.75

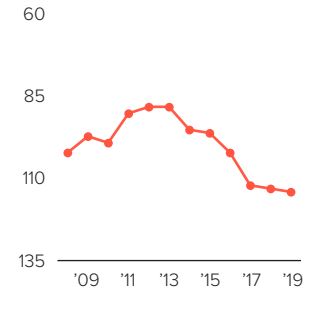


HUMAN FREEDOM

Score over time



Ranking over time



TANZANIA

SUB-SAHARAN AFRICA

	2008	2009	2010	2011	2012	2013	2014	2015	2016	2017	2018	2019
Human freedom	6.64	6.78	6.89	7.06	7.01	7.05	6.91	6.92	6.80	6.61	6.55	6.48
Ranking	102	97	99	90	88	88	95	96	102	112	113	114
Economic freedom	6.23	6.57	6.72	6.72	6.65	6.74	6.78	6.89	6.78	6.79	6.76	6.75
Personal freedom	6.92	6.92	7.01	7.30	7.26	7.27	7.00	6.94	6.80	6.49	6.41	6.29
Rule of law	4.7	4.7	4.7	4.7	4.5	4.5	4.2	4.2	4.2	3.9	3.9	3.9
Procedural justice	4.3	4.3	4.3	4.3	4.2	4.6	3.7	3.8	3.8	3.2	2.9	2.9
Civil justice	4.8	4.8	4.8	4.8	4.8	5.1	5.0	5.0	5.0	4.8	5.0	5.0
Criminal justice	4.9	4.9	4.9	4.9	4.6	3.7	4.1	3.9	3.9	3.8	3.8	3.8
Security and safety	8.2	8.2	8.2	7.8	7.9	8.4	8.3	8.4	8.4	8.0	8.0	8.0
Homicide	7.6	7.6	7.6	7.5	7.6	7.9	7.8	8.0	8.1	8.1	8.1	8.1
Disappearances, conflicts, terrorism	8.9	8.9	8.9	8.2	8.2	8.9	8.8	8.7	8.7	7.9	7.9	8.0
Movement	8.4	8.4	8.3	9.6	9.6	9.5	9.5	9.5	9.5	8.2	8.0	7.8
Freedom of movement (V-Dem)	9.2	9.2	9.2	9.2	9.2	9.0	9.0	9.0	8.9	8.8	8.5	8.2
Freedom of movement (CLD)	7.5	7.5	7.5	10.0	10.0	10.0	10.0	10.0	10.0	7.5	7.5	7.5
Religion	8.4	8.4	9.0	8.9	8.9	8.7	8.4	8.4	8.3	8.3	8.0	8.0
Freedom of religion	8.3	8.3	9.5	9.5	9.5	9.3	9.3	9.3	9.1	9.1	8.6	8.6
Religious organization repression	8.4	8.4	8.4	8.4	8.2	8.2	7.5	7.5	7.5	7.5	7.5	7.5
Association, assembly, civil society	7.6	7.6	7.6	7.6	7.6	7.5	7.5	7.2	6.8	6.7	6.5	6.1
Civil society entry and exit	7.0	7.0	7.0	7.0	7.0	7.0	7.0	6.0	5.4	5.5	4.8	4.8
Freedom of assembly	6.2	6.2	6.2	6.2	6.2	6.2	6.2	6.2	6.2	6.2	6.2	5.0
Freedom to form/run political parties	9.0	9.0	9.0	9.0	9.0	8.9	8.9	9.0	8.8	8.6	8.6	8.3
Civil society repression	8.2	8.2	8.2	8.2	8.2	7.8	7.8	7.8	6.7	6.5	6.5	6.2
Expression and information	7.2	7.2	7.2	7.2	7.1	7.1	7.1	6.8	6.5	6.3	6.3	6.1
Press killed	10.0	10.0	10.0	10.0	9.4	8.8	8.8	8.8	8.8	9.4	10.0	10.0
Press jailed	10.0	10.0	10.0	10.0	10.0	10.0	10.0	10.0	10.0	10.0	10.0	9.6
Academic and cultural expression	5.0	5.0	5.0	5.0	5.0	5.0	5.0	5.0	5.0	2.5	2.5	2.5
Harassment of journalists	7.0	7.0	7.0	7.0	6.9	6.9	6.9	6.9	6.2	6.2	5.9	5.8
Government censorship effort	6.1	6.1	6.1	6.0	6.0	6.0	6.0	5.5	4.6	4.6	4.4	4.4
Internet censorship effort	9.4	9.4	9.4	9.4	9.4	9.4	9.4	8.1	7.7	8.0	8.0	8.0
Media self-censorship	5.4	5.4	5.4	5.2	5.2	5.3	5.3	5.3	4.3	4.3	4.3	4.3
Media freedom	5.6	5.6	5.6	5.6	5.6	5.6	5.6	6.5	6.1	6.1	6.1	4.9
Freedom of expression	6.8	6.8	6.8	6.8	6.8	6.8	6.8	5.5	5.5	5.5	5.5	5.0
Relationships	4.0	4.0	4.0	5.2	5.2	5.2	4.0	4.0	4.0	4.1	4.1	4.1
Same-sex relationships	0.0	0.0	0.0	10.0	10.0	10.0	5.0	5.0	5.0	5.0	5.0	5.0
Divorce	2.5	2.5	2.5	2.5	2.5	2.5	2.5	2.5	2.5	2.5	2.5	2.5
Inheritance rights	5.0	5.0	5.0	0.0	0.0	0.0	0.0	0.0	0.0	0.0	0.0	0.0
Female genital mutilation	8.5	8.5	8.5	8.5	8.5	8.5	8.5	8.5	8.5	9.0	9.0	9.0

Note: The data source V-Dem = Varieties of Democracy; the data source CLD = Civil Liberty Dataset.

Ranking
96

THAILAND

SOUTH ASIA

Score
6.89

PERSONAL FREEDOM

Ranking
101/165

Score
6.90



ECONOMIC FREEDOM

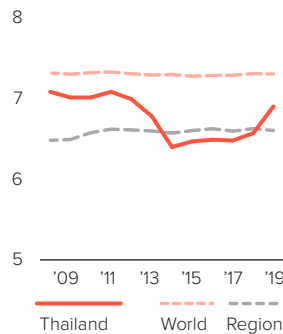
Ranking
89/165

Score
6.87

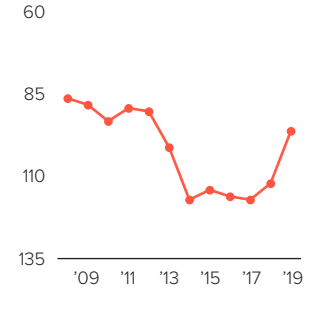


HUMAN FREEDOM

Score over time



Ranking over time



THAILAND

SOUTH ASIA

	2008	2009	2010	2011	2012	2013	2014	2015	2016	2017	2018	2019
Human freedom	7.07	7.00	7.00	7.07	6.98	6.77	6.39	6.46	6.48	6.47	6.56	6.89
Ranking	86	88	93	89	90	101	117	114	116	117	112	96
Economic freedom	6.74	6.61	6.57	6.56	6.54	6.51	6.56	6.81	6.82	6.78	6.86	6.87
Personal freedom	7.31	7.28	7.30	7.44	7.30	6.95	6.26	6.20	6.24	6.25	6.35	6.90
Rule of law	5.6	5.6	5.6	5.6	4.7	4.1	4.4	4.3	4.3	4.3	4.4	4.4
Procedural justice	6.4	6.4	6.4	6.4	5.2	3.4	3.3	3.5	3.5	3.8	4.0	4.0
Civil justice	4.3	4.3	4.3	4.3	3.9	4.6	5.3	5.3	5.3	4.9	4.8	4.8
Criminal justice	5.9	5.9	5.9	5.9	5.1	4.3	4.5	4.0	4.0	4.2	4.3	4.3
Security and safety	6.7	6.7	7.0	7.1	6.7	7.0	6.8	7.4	8.1	7.4	7.5	7.5
Homicide	8.3	8.4	8.4	8.6	8.6	8.8	8.9	9.0	9.1	9.2	9.2	9.2
Disappearances, conflicts, terrorism	5.1	5.0	5.6	5.5	4.8	5.3	4.6	5.9	7.2	5.6	5.8	5.8
Movement	8.6	8.6	8.6	8.6	8.6	8.4	8.1	8.1	8.2	8.2	8.0	8.1
Freedom of movement (V-Dem)	9.7	9.7	9.7	9.7	9.7	9.3	8.8	8.8	8.8	8.9	8.4	8.6
Freedom of movement (CLD)	7.5	7.5	7.5	7.5	7.5	7.5	7.5	7.5	7.5	7.5	7.5	7.5
Religion	8.6	8.6	8.6	8.8	8.8	8.7	8.6	8.7	7.9	7.8	7.8	8.5
Freedom of religion	8.3	8.3	8.3	8.3	8.3	8.2	8.1	8.1	8.1	8.0	8.0	8.0
Religious organization repression	9.0	9.0	9.0	9.2	9.2	9.3	9.1	9.3	7.6	7.6	7.6	9.0
Association, assembly, civil society	6.8	6.6	6.4	7.3	7.4	6.9	3.7	2.8	3.2	2.8	3.0	5.5
Civil society entry and exit	7.3	7.2	6.8	7.3	7.6	7.0	2.7	2.3	4.0	3.6	3.6	5.2
Freedom of assembly	5.3	5.7	5.7	5.8	5.8	5.3	4.5	3.2	3.2	3.2	3.2	4.0
Freedom to form/run political parties	8.1	8.4	8.4	9.1	9.1	8.8	5.2	3.0	3.0	2.8	3.6	8.0
Civil society repression	6.2	5.0	4.6	6.9	7.2	6.6	2.4	2.8	2.8	1.8	1.8	4.7
Expression and information	5.6	5.5	5.5	5.4	5.5	5.3	4.2	3.9	3.9	3.8	4.3	5.0
Press killed	8.7	8.7	7.8	7.3	6.9	8.2	8.2	9.1	9.6	10.0	10.0	10.0
Press jailed	10.0	10.0	10.0	9.6	9.3	8.9	8.2	7.5	7.5	7.2	7.5	8.2
Academic and cultural expression	2.5	2.5	2.5	2.5	2.5	2.5	2.5	2.5	2.5	2.5	2.5	2.5
Harassment of journalists	5.3	5.3	5.0	6.0	6.0	5.3	2.5	2.0	1.8	1.8	1.8	2.8
Government censorship effort	2.6	2.5	2.5	2.8	2.8	2.6	0.2	0.2	0.9	0.2	2.0	3.1
Internet censorship effort	5.7	5.4	5.4	5.4	5.4	5.6	3.7	4.0	4.6	4.0	6.7	6.7
Media self-censorship	4.9	4.9	5.3	5.3	5.3	4.2	2.7	2.7	3.5	3.8	3.8	4.5
Media freedom	5.2	5.2	5.2	5.2	5.2	4.9	4.0	4.0	2.3	2.3	2.3	3.7
Freedom of expression	5.5	5.0	6.0	5.0	6.2	5.8	5.5	3.5	2.2	2.2	2.2	3.5
Relationships	9.4	9.4	9.4	9.4	9.4	8.1	8.1	8.1	8.1	9.4	9.4	9.4
Same-sex relationships	10.0	10.0	10.0	10.0	10.0	10.0	10.0	10.0	10.0	10.0	10.0	10.0
Divorce	7.5	7.5	7.5	7.5	7.5	7.5	7.5	7.5	7.5	7.5	7.5	7.5
Inheritance rights	10.0	10.0	10.0	10.0	10.0	5.0	5.0	5.0	5.0	10.0	10.0	10.0
Female genital mutilation	10.0	10.0	10.0	10.0	10.0	10.0	10.0	10.0	10.0	10.0	10.0	10.0

Note: The data source V-Dem = Varieties of Democracy; the data source CLD = Civil Liberty Dataset.

Ranking
78

TIMOR-LESTE

SOUTH ASIA

Score
7.22

PERSONAL FREEDOM Ranking 66/165 Score 7.97

Rule of law **3.4**

- Procedural justice -
- Civil justice -
- Criminal justice -

Security and safety **9.0**

- Homicide 8.8
- Disappearances, conflicts, terrorism 9.2

Movement **8.3**

- Freedom of movement (V-Dem) 9.2
- Freedom of movement (CLD) 7.5

Religion **9.5**

- Freedom of religion 9.3
- Religious organization repression 9.7

Association, assembly, civil society **8.8**

- Civil society entry and exit 7.7
- Freedom of assembly 8.8
- Freedom to form/run political parties 9.0
- Civil society repression 9.5

Expression and information **8.0**

- Press killed 10.0
- Press jailed 10.0
- Academic and cultural expression 7.5
- Harassment of journalists 8.3
- Government censorship effort 7.4
- Internet censorship effort 8.1
- Media self-censorship 5.8
- Media freedom 5.6
- Freedom of expression 9.0

Relationships **8.8**

- Same-sex relationships 10.0
- Divorce 7.5
- Inheritance rights 7.5
- Female genital mutilation 10.0

ECONOMIC FREEDOM Ranking 130/165 Score 6.19

Size of government **4.7**

- Government consumption 0.0
- Transfers and subsidies 8.7
- Government investment 0.0
- Top marginal tax rate 10.0
- State ownership of assets 4.8

Legal system and property rights **3.4**

- Judicial independence 5.9
- Impartial courts 4.6
- Protection of property rights 3.0
- Military interference -
- Integrity of the legal system 5.3
- Legal enforcement of contracts 0.0
- Regulatory costs -
- Reliability of police 1.4

Sound money **8.2**

- Money growth 7.6
- Standard deviation of inflation 5.4
- Inflation: Most recent year 9.8
- Freedom to own foreign currency 10.0

Freedom to trade internationally **8.3**

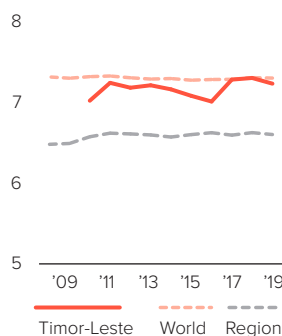
- Tariffs 9.4
- Regulatory trade barriers 4.5
- Black-market exchange rates 10.0
- Movement of capital and people 9.2

Regulation **6.3**

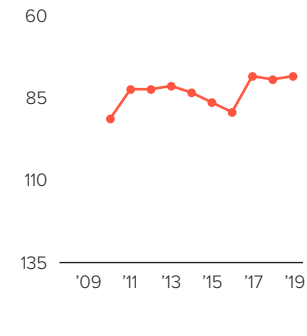
- Credit market regulations 5.0
- Labor market regulations 6.4
- Business regulations 7.4

HUMAN FREEDOM

Score over time



Ranking over time



TIMOR-LESTE

SOUTH ASIA

	2008	2009	2010	2011	2012	2013	2014	2015	2016	2017	2018	2019
Human freedom	-	-	7.01	7.23	7.17	7.20	7.15	7.07	7.00	7.27	7.29	7.22
Ranking	-	-	91	82	82	81	83	86	89	78	79	78
Economic freedom	-	-	5.60	6.39	6.45	6.49	6.43	6.39	6.51	6.52	6.39	6.19
Personal freedom	-	-	7.82	7.84	7.69	7.70	7.67	7.55	7.36	7.86	7.94	7.97
Rule of law	-	-	3.4	3.4	3.4	3.3	3.4	3.4	3.4	3.4	3.4	3.4
Procedural justice	-	-	-	-	-	-	-	-	-	-	-	-
Civil justice	-	-	-	-	-	-	-	-	-	-	-	-
Criminal justice	-	-	-	-	-	-	-	-	-	-	-	-
Security and safety	-	-	9.2	9.3	8.8	9.1	9.0	9.0	7.4	9.0	9.0	9.0
Homicide	-	-	9.0	9.0	9.0	8.8	8.8	8.8	8.8	8.8	8.8	8.8
Disappearances, conflicts, terrorism	-	-	9.4	9.7	8.7	9.4	9.2	9.2	5.9	9.1	9.2	9.2
Movement	-	-	8.5	8.5	8.5	8.5	8.4	8.2	8.4	8.3	8.3	8.3
Freedom of movement (V-Dem)	-	-	9.4	9.4	9.4	9.4	9.3	9.0	9.2	9.1	9.2	9.2
Freedom of movement (CLD)	-	-	7.5	7.5	7.5	7.5	7.5	7.5	7.5	7.5	7.5	7.5
Religion	-	-	9.8	9.2	9.2	9.2	9.2	9.2	9.1	9.5	9.5	9.5
Freedom of religion	-	-	9.7	8.5	8.5	8.5	8.5	8.5	8.5	9.3	9.3	9.3
Religious organization repression	-	-	9.9	9.9	9.9	9.9	9.9	9.9	9.7	9.7	9.7	9.7
Association, assembly, civil society	-	-	8.2	8.5	8.2	8.1	7.9	7.3	7.7	8.3	8.6	8.8
Civil society entry and exit	-	-	7.6	7.6	7.6	7.6	7.4	7.4	6.7	7.7	7.7	7.7
Freedom of assembly	-	-	6.2	7.5	6.2	6.2	6.2	6.2	7.5	8.8	8.8	8.8
Freedom to form/run political parties	-	-	9.3	9.3	9.3	9.2	9.2	9.1	9.1	9.1	9.0	9.0
Civil society repression	-	-	9.6	9.6	9.6	9.6	9.0	6.4	7.7	7.7	8.8	9.5
Expression and information	-	-	7.6	7.9	7.7	7.6	7.6	7.6	7.5	7.9	8.0	8.0
Press killed	-	-	10.0	10.0	10.0	10.0	10.0	10.0	10.0	10.0	10.0	10.0
Press jailed	-	-	10.0	10.0	10.0	10.0	10.0	10.0	10.0	10.0	10.0	10.0
Academic and cultural expression	-	-	5.0	5.0	5.0	5.0	5.0	5.0	5.0	7.5	7.5	7.5
Harassment of journalists	-	-	8.1	8.1	8.2	8.1	7.8	7.8	7.8	7.5	8.0	8.3
Government censorship effort	-	-	7.0	7.0	7.0	7.0	7.0	6.8	6.2	6.4	7.4	7.4
Internet censorship effort	-	-	8.6	8.6	8.6	8.6	8.6	8.6	7.7	8.1	8.1	8.1
Media self-censorship	-	-	6.4	6.4	6.4	5.8	5.8	6.4	5.5	5.8	5.8	5.8
Media freedom	-	-	6.3	6.3	6.3	6.3	6.3	6.3	5.3	5.6	5.6	5.6
Freedom of expression	-	-	7.5	10.0	7.5	7.5	7.5	7.5	10.0	10.0	10.0	9.0
Relationships	-	-	8.1	8.1	8.1	8.1	8.1	8.1	8.1	8.8	8.8	8.8
Same-sex relationships	-	-	10.0	10.0	10.0	10.0	10.0	10.0	10.0	10.0	10.0	10.0
Divorce	-	-	7.5	7.5	7.5	7.5	7.5	7.5	7.5	7.5	7.5	7.5
Inheritance rights	-	-	5.0	5.0	5.0	5.0	5.0	5.0	5.0	7.5	7.5	7.5
Female genital mutilation	-	-	10.0	10.0	10.0	10.0	10.0	10.0	10.0	10.0	10.0	10.0

Note: The data source V-Dem = Varieties of Democracy; the data source CLD = Civil Liberty Dataset.

Ranking
113

TOGO

SUB-SAHARAN AFRICA

Score
6.50

PERSONAL FREEDOM

Ranking
110/165

Score
6.60



ECONOMIC FREEDOM

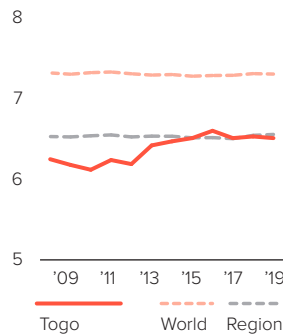
Ranking
122/165

Score
6.35

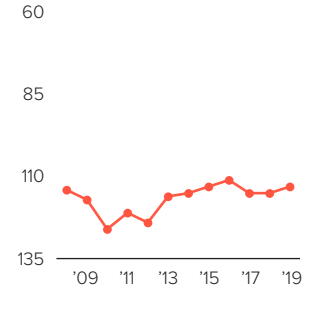


HUMAN FREEDOM

Score over time



Ranking over time



TOGO

SUB-SAHARAN AFRICA

	2008	2009	2010	2011	2012	2013	2014	2015	2016	2017	2018	2019
Human freedom	6.24	6.17	6.11	6.23	6.18	6.41	6.46	6.50	6.59	6.50	6.52	6.50
Ranking	114	117	126	121	124	116	115	113	111	115	115	113
Economic freedom	5.94	5.76	5.54	5.52	5.42	5.90	5.86	5.90	5.92	6.25	6.33	6.35
Personal freedom	6.45	6.46	6.52	6.74	6.73	6.77	6.89	6.93	7.07	6.71	6.65	6.60
Rule of law	3.9	3.8	3.7	3.8	3.7	3.7	3.8	3.9	4.2	3.9	3.9	3.9
Procedural justice	-	-	-	-	-	-	-	-	-	3.4	3.3	3.3
Civil justice	-	-	-	-	-	-	-	-	-	4.7	4.8	4.8
Criminal justice	-	-	-	-	-	-	-	-	-	3.6	3.6	3.6
Security and safety	7.5	7.4	7.5	7.5	7.5	7.6	7.6	7.6	7.6	7.6	7.4	7.4
Homicide	7.2	7.2	7.2	7.2	7.2	7.4	7.4	7.4	7.4	7.4	7.4	7.4
Disappearances, conflicts, terrorism	7.7	7.7	7.7	7.8	7.7	7.7	7.8	7.8	7.8	7.8	7.5	7.5
Movement	8.2	8.2	8.3	8.3	8.3	8.3	8.3	8.3	8.3	8.1	8.1	8.2
Freedom of movement (V-Dem)	8.9	8.9	9.2	9.2	9.2	9.1	9.1	9.2	9.2	8.8	8.6	8.8
Freedom of movement (CLD)	7.5	7.5	7.5	7.5	7.5	7.5	7.5	7.5	7.5	7.5	7.5	7.5
Religion	9.4	9.4	9.4	9.4	9.4	9.5	8.9	8.9	9.5	8.1	8.1	8.1
Freedom of religion	9.6	9.6	9.6	9.6	9.6	9.8	8.5	8.5	9.8	8.4	8.4	8.4
Religious organization repression	9.2	9.2	9.2	9.2	9.2	9.2	9.2	9.2	9.2	7.7	7.7	7.7
Association, assembly, civil society	7.0	7.1	7.2	7.3	7.3	7.4	7.4	7.6	7.6	6.7	6.7	6.3
Civil society entry and exit	7.6	7.6	7.6	7.6	7.6	7.4	7.4	7.4	7.2	6.0	5.8	5.8
Freedom of assembly	4.2	4.5	4.5	4.5	4.5	5.3	5.3	6.2	6.2	5.3	5.3	3.8
Freedom to form/run political parties	8.5	8.5	8.2	8.3	8.3	8.3	8.3	8.3	8.3	8.2	8.3	8.1
Civil society repression	7.7	7.7	8.6	8.8	8.8	8.7	8.7	8.5	8.5	7.2	7.4	7.6
Expression and information	7.0	7.0	7.2	7.2	7.2	7.3	7.3	7.3	7.4	7.2	6.9	6.8
Press killed	10.0	10.0	10.0	10.0	10.0	10.0	10.0	10.0	10.0	10.0	10.0	10.0
Press jailed	10.0	10.0	10.0	10.0	10.0	10.0	10.0	10.0	10.0	10.0	10.0	10.0
Academic and cultural expression	5.0	5.0	5.0	5.0	5.0	5.0	5.0	5.0	5.0	5.0	5.0	5.0
Harassment of journalists	8.8	8.8	9.2	9.2	9.2	9.2	9.2	9.2	9.3	8.8	8.8	8.8
Government censorship effort	6.9	6.9	6.8	6.8	6.7	6.8	6.8	6.9	6.9	7.6	3.8	3.8
Internet censorship effort	5.2	5.2	5.2	5.2	5.2	5.2	5.2	5.5	5.5	3.6	4.2	4.2
Media self-censorship	5.9	5.9	6.2	6.2	6.2	6.3	6.3	6.3	6.3	6.3	6.3	6.3
Media freedom	6.0	6.0	7.4	7.4	7.4	6.7	6.7	6.9	6.9	6.9	6.9	6.9
Freedom of expression	5.0	5.5	5.5	5.5	5.5	6.2	6.8	6.2	6.8	6.2	6.8	6.2
Relationships	2.2	2.2	2.2	3.6	3.6	3.6	4.9	4.9	4.9	5.5	5.6	5.6
Same-sex relationships	0.0	0.0	0.0	0.0	0.0	0.0	5.0	5.0	5.0	5.0	5.0	5.0
Divorce	0.0	0.0	0.0	0.0	0.0	0.0	0.0	0.0	0.0	0.0	0.0	0.0
Inheritance rights	0.0	0.0	0.0	5.0	5.0	5.0	5.0	5.0	5.0	7.5	7.5	7.5
Female genital mutilation	8.8	8.8	8.8	9.4	9.4	9.6	9.6	9.6	9.6	9.5	9.7	9.7

Note: The data source V-Dem = Varieties of Democracy; the data source CLD = Civil Liberty Dataset.

Ranking
60

TRINIDAD AND TOBAGO

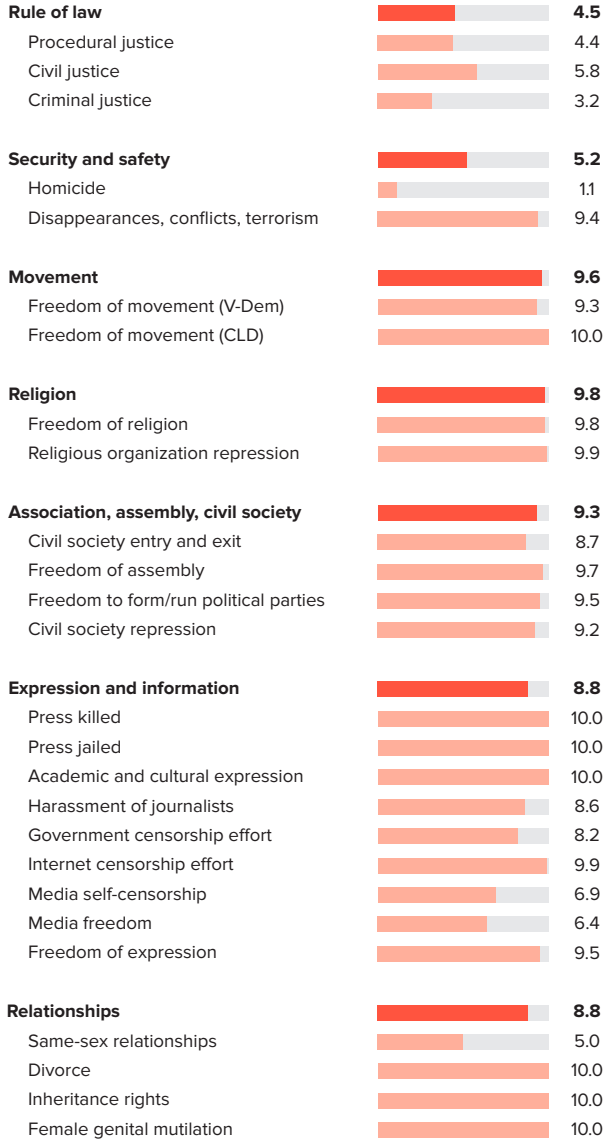
LATIN AMERICA & THE CARIBBEAN

Score
7.70

PERSONAL FREEDOM

Ranking
63/165

Score
8.01



ECONOMIC FREEDOM

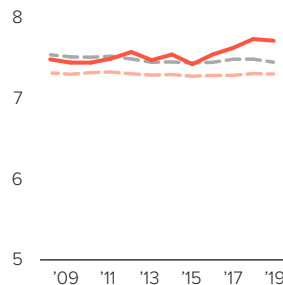
Ranking
69/165

Score
7.27

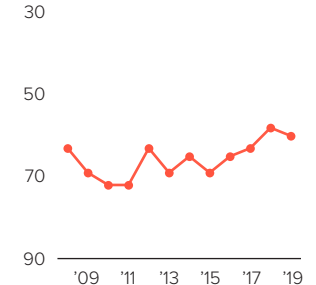


HUMAN FREEDOM

Score over time



Ranking over time



TRINIDAD AND TOBAGO

LATIN AMERICA & THE CARIBBEAN

	2008	2009	2010	2011	2012	2013	2014	2015	2016	2017	2018	2019
Human freedom	7.47	7.43	7.43	7.48	7.56	7.46	7.53	7.41	7.53	7.61	7.72	7.70
Ranking	63	69	72	72	63	69	65	69	65	63	58	60
Economic freedom	7.26	7.09	7.10	7.09	7.05	7.20	7.25	6.97	7.28	7.26	7.28	7.27
Personal freedom	7.62	7.67	7.66	7.76	7.93	7.66	7.73	7.72	7.71	7.85	8.03	8.01
Rule of law	4.9	4.9	4.9	5.0	5.0	4.9	5.0	4.7	4.7	4.5	4.5	4.5
Procedural justice	-	-	-	-	-	-	4.9	4.4	4.4	4.2	4.4	4.4
Civil justice	-	-	-	-	-	-	6.1	5.9	5.9	5.8	5.8	5.8
Criminal justice	-	-	-	-	-	-	4.0	3.9	3.9	3.5	3.2	3.2
Security and safety	4.7	4.7	4.7	5.7	5.6	5.1	5.3	5.3	5.3	5.2	5.2	5.2
Homicide	0.0	0.0	0.0	2.3	1.8	1.2	1.1	1.1	1.1	1.1	1.1	1.1
Disappearances, conflicts, terrorism	9.3	9.3	9.4	9.0	9.4	9.0	9.4	9.4	9.4	9.4	9.4	9.4
Movement	9.6	9.6	9.6	8.4	9.6	9.6	9.6	9.6	9.6	9.6	9.6	9.6
Freedom of movement (V-Dem)	9.3	9.3	9.3	9.3	9.3	9.3	9.3	9.3	9.3	9.3	9.3	9.3
Freedom of movement (CLD)	10.0	10.0	10.0	7.5	10.0	10.0	10.0	10.0	10.0	10.0	10.0	10.0
Religion	9.8	9.8	9.8	9.8	9.8	9.8	9.8	9.8	9.8	9.8	9.8	9.8
Freedom of religion	9.7	9.7	9.7	9.7	9.7	9.7	9.7	9.8	9.8	9.8	9.8	9.8
Religious organization repression	9.9	9.9	9.9	9.9	9.9	9.9	9.9	9.9	9.9	9.9	9.9	9.9
Association, assembly, civil society	9.6	9.6	9.5	9.2	9.5	9.3	9.3	9.4	9.4	9.4	9.4	9.3
Civil society entry and exit	9.3	9.3	9.3	9.3	9.3	8.7	8.7	8.7	8.7	8.7	8.7	8.7
Freedom of assembly	10.0	10.0	10.0	8.8	10.0	10.0	10.0	10.0	10.0	10.0	10.0	9.7
Freedom to form/run political parties	9.7	9.7	9.5	9.5	9.5	9.3	9.3	9.5	9.5	9.5	9.5	9.5
Civil society repression	9.2	9.2	9.2	9.2	9.2	9.2	9.2	9.2	9.2	9.2	9.2	9.2
Expression and information	8.6	8.8	8.8	8.8	8.6	8.6	8.9	8.9	8.9	8.9	8.9	8.8
Press killed	10.0	10.0	10.0	10.0	10.0	10.0	10.0	10.0	10.0	10.0	10.0	10.0
Press jailed	10.0	10.0	10.0	10.0	10.0	10.0	10.0	10.0	10.0	10.0	10.0	10.0
Academic and cultural expression	10.0	10.0	10.0	10.0	10.0	10.0	10.0	10.0	10.0	10.0	10.0	10.0
Harassment of journalists	8.8	8.8	8.9	8.9	8.9	8.8	8.8	8.8	8.5	8.6	8.6	8.6
Government censorship effort	6.7	6.7	6.7	6.7	6.7	7.7	7.7	8.2	8.2	8.2	8.2	8.2
Internet censorship effort	9.9	9.9	9.9	9.9	9.9	9.9	9.9	9.9	9.9	9.9	9.9	9.9
Media self-censorship	6.1	6.1	6.1	6.1	6.1	6.9	6.9	6.9	6.9	6.9	6.9	6.9
Media freedom	7.9	7.9	7.9	7.9	7.9	6.4	6.4	6.4	6.4	6.4	6.4	6.4
Freedom of expression	7.5	10.0	10.0	10.0	7.5	7.5	10.0	10.0	10.0	10.0	10.0	9.5
Relationships	6.2	6.2	6.2	7.5	7.5	6.2	6.2	6.2	6.2	7.5	8.8	8.8
Same-sex relationships	0.0	0.0	0.0	0.0	0.0	0.0	0.0	0.0	0.0	0.0	5.0	5.0
Divorce	10.0	10.0	10.0	10.0	10.0	10.0	10.0	10.0	10.0	10.0	10.0	10.0
Inheritance rights	5.0	5.0	5.0	10.0	10.0	5.0	5.0	5.0	5.0	10.0	10.0	10.0
Female genital mutilation	10.0	10.0	10.0	10.0	10.0	10.0	10.0	10.0	10.0	10.0	10.0	10.0

Note: The data source V-Dem = Varieties of Democracy; the data source CLD = Civil Liberty Dataset.

Ranking
116

TUNISIA

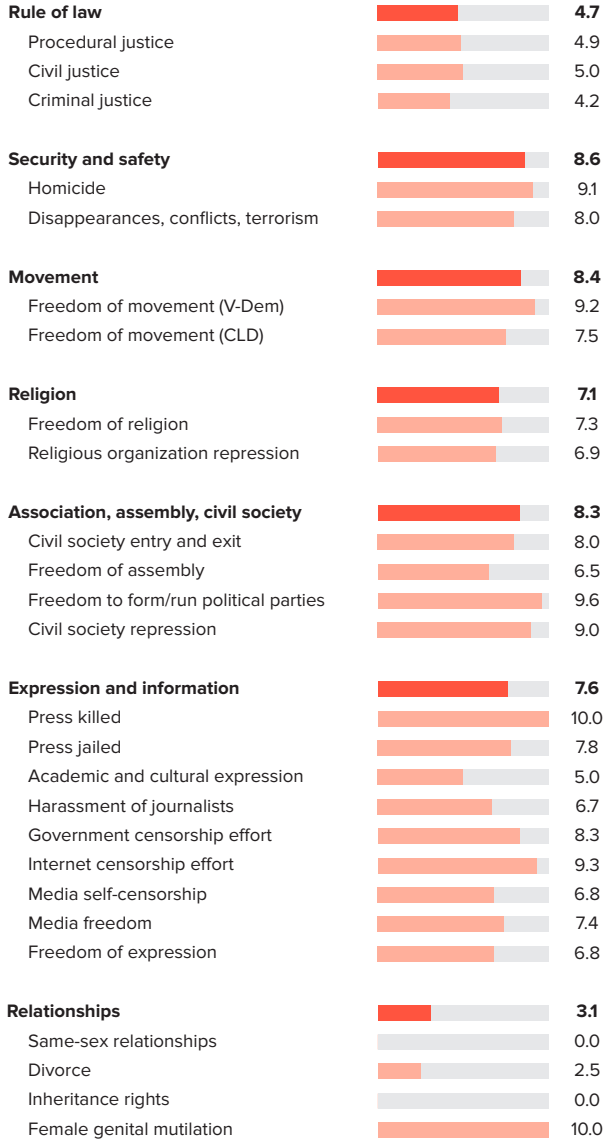
MIDDLE EAST & NORTH AFRICA

Score
6.46

PERSONAL FREEDOM

Ranking
103/165

Score
6.82



ECONOMIC FREEDOM

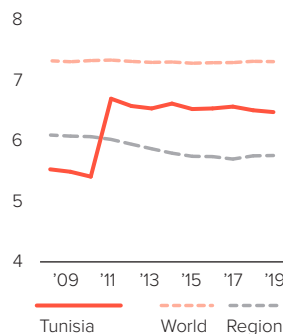
Ranking
139/165

Score
5.97

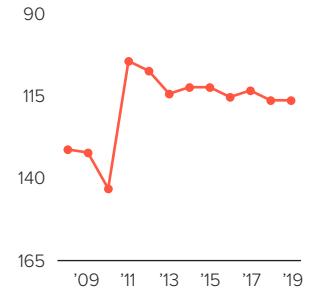


HUMAN FREEDOM

Score over time



Ranking over time



TUNISIA

MIDDLE EAST & NORTH AFRICA

	2008	2009	2010	2011	2012	2013	2014	2015	2016	2017	2018	2019
Human freedom	5.52	5.48	5.40	6.68	6.56	6.52	6.60	6.51	6.52	6.55	6.49	6.46
Ranking	131	132	143	104	107	114	112	112	115	113	116	116
Economic freedom	6.43	6.39	6.25	6.52	6.26	6.29	6.40	6.28	6.20	6.11	6.07	5.97
Personal freedom	4.86	4.82	4.80	6.79	6.77	6.69	6.74	6.68	6.75	6.87	6.79	6.82
Rule of law	5.2	5.2	5.2	5.2	4.8	4.7	4.6	4.8	4.8	4.7	4.7	4.7
Procedural justice	4.9	4.9	4.9	4.9	4.6	4.1	4.5	5.1	5.1	4.8	4.9	4.9
Civil justice	5.6	5.6	5.6	5.6	5.4	5.2	4.9	4.9	4.9	4.9	5.0	5.0
Criminal justice	5.2	5.2	5.2	5.2	4.5	4.9	4.6	4.3	4.3	4.3	4.2	4.2
Security and safety	8.5	8.5	8.1	8.6	8.5	8.0	7.8	7.3	7.7	8.8	8.4	8.6
Homicide	9.2	9.3	9.2	9.1	9.1	9.1	9.1	9.1	9.1	9.1	9.1	9.1
Disappearances, conflicts, terrorism	7.7	7.7	7.0	8.1	7.9	6.9	6.5	5.6	6.2	8.4	7.7	8.0
Movement	5.8	5.8	5.9	8.4	8.4	8.4	8.3	8.3	8.3	8.4	8.3	8.4
Freedom of movement (V-Dem)	6.6	6.6	6.7	9.4	9.4	9.3	9.1	9.2	9.2	9.4	9.1	9.2
Freedom of movement (CLD)	5.0	5.0	5.0	7.5	7.5	7.5	7.5	7.5	7.5	7.5	7.5	7.5
Religion	3.3	3.3	3.2	7.5	7.5	7.1	7.1	7.1	7.1	7.1	7.1	7.1
Freedom of religion	5.6	5.6	5.7	7.4	7.4	7.3	7.4	7.3	7.3	7.3	7.3	7.3
Religious organization repression	0.9	0.9	0.7	7.6	7.6	6.9	6.8	6.9	6.9	6.9	6.9	6.9
Association, assembly, civil society	3.7	3.5	3.3	8.1	8.1	8.8	8.8	8.5	8.5	8.4	8.3	8.3
Civil society entry and exit	1.7	1.7	1.2	8.4	8.4	8.8	8.4	8.0	8.0	8.0	8.0	8.0
Freedom of assembly	5.2	4.3	4.3	6.3	6.3	7.3	8.2	7.3	7.3	7.3	6.5	6.5
Freedom to form/run political parties	5.2	5.2	5.2	9.1	9.5	9.6	9.6	9.5	9.5	9.5	9.6	9.6
Civil society repression	2.6	2.6	2.4	8.4	8.2	9.3	9.1	9.0	9.0	9.0	9.0	9.0
Expression and information	3.2	3.1	3.5	6.5	6.9	6.7	7.4	7.6	7.8	7.6	7.6	7.6
Press killed	10.0	10.0	10.0	7.2	7.2	7.2	7.2	7.2	10.0	10.0	10.0	10.0
Press jailed	0.3	0.0	0.7	3.0	3.0	3.0	7.7	10.0	7.8	7.8	7.8	7.8
Academic and cultural expression	5.0	5.0	5.0	5.0	5.0	5.0	7.5	7.5	7.5	5.0	5.0	5.0
Harassment of journalists	2.2	2.2	2.8	6.2	6.3	6.4	6.0	6.2	6.2	6.7	6.7	6.7
Government censorship effort	1.9	1.9	2.4	7.6	8.4	8.0	7.4	7.5	7.5	8.3	8.3	8.3
Internet censorship effort	0.8	0.8	1.2	9.1	9.9	9.3	9.3	9.3	9.3	9.3	9.3	9.3
Media self-censorship	3.0	3.0	3.0	6.4	7.1	7.0	7.0	6.8	6.8	6.8	6.8	6.8
Media freedom	3.0	3.0	3.5	8.8	9.5	7.4	7.4	7.4	7.4	7.4	7.4	7.4
Freedom of expression	2.8	2.2	2.8	5.2	5.8	6.8	7.2	6.8	7.2	6.8	7.2	6.8
Relationships	4.4	4.4	4.4	3.1	3.1	3.1	3.1	3.1	3.1	3.1	3.1	3.1
Same-sex relationships	0.0	0.0	0.0	0.0	0.0	0.0	0.0	0.0	0.0	0.0	0.0	0.0
Divorce	2.5	2.5	2.5	2.5	2.5	2.5	2.5	2.5	2.5	2.5	2.5	2.5
Inheritance rights	5.0	5.0	5.0	0.0	0.0	0.0	0.0	0.0	0.0	0.0	0.0	0.0
Female genital mutilation	10.0	10.0	10.0	10.0	10.0	10.0	10.0	10.0	10.0	10.0	10.0	10.0

Note: The data source V-Dem = Varieties of Democracy; the data source CLD = Civil Liberty Dataset.

Ranking
139

TURKEY

MIDDLE EAST & NORTH AFRICA

Score
5.79

PERSONAL FREEDOM

Ranking
148/165

Score
5.25



ECONOMIC FREEDOM

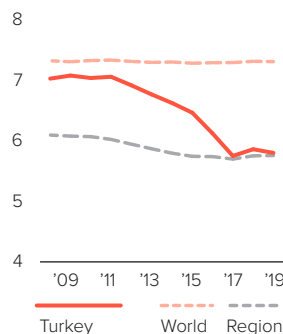
Ranking
114/165

Score
6.54

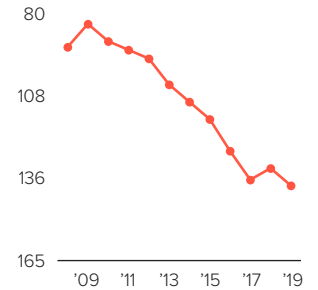


HUMAN FREEDOM

Score over time



Ranking over time



TURKEY

MIDDLE EAST & NORTH AFRICA

	2008	2009	2010	2011	2012	2013	2014	2015	2016	2017	2018	2019
Human freedom	7.01	7.06	7.02	7.04	6.90	6.75	6.61	6.45	6.11	5.74	5.85	5.79
Ranking	91	83	89	92	95	104	110	116	127	137	133	139
Economic freedom	6.99	6.93	6.98	7.11	7.07	6.99	6.98	6.99	6.97	6.71	6.69	6.54
Personal freedom	7.02	7.16	7.06	6.98	6.78	6.57	6.35	6.06	5.50	5.05	5.24	5.25
Rule of law	4.8	4.8	4.8	4.8	4.6	3.9	4.1	4.0	4.0	3.9	3.9	3.9
Procedural justice	4.8	4.8	4.8	4.8	4.5	3.3	3.7	3.6	3.6	3.3	3.4	3.4
Civil justice	5.5	5.5	5.5	5.5	5.2	5.0	4.6	4.4	4.4	4.5	4.4	4.4
Criminal justice	4.2	4.2	4.2	4.2	3.9	3.5	4.0	4.0	4.0	3.8	3.8	3.8
Security and safety	7.6	8.0	8.2	7.9	7.1	8.1	8.0	6.4	6.0	6.6	7.2	7.3
Homicide	8.7	8.5	8.8	8.8	8.8	8.8	8.8	9.2	9.0	9.1	9.2	9.2
Disappearances, conflicts, terrorism	6.6	7.6	7.6	7.0	5.5	7.5	7.2	3.6	3.0	4.1	5.2	5.4
Movement	7.9	7.9	7.9	7.9	7.9	7.6	7.4	7.4	5.8	5.4	5.6	5.4
Freedom of movement (V-Dem)	8.4	8.4	8.2	8.2	8.2	7.7	7.2	7.3	6.5	5.8	6.2	5.9
Freedom of movement (CLD)	7.5	7.5	7.5	7.5	7.5	7.5	7.5	7.5	5.0	5.0	5.0	5.0
Religion	6.5	7.2	7.0	7.0	7.0	6.5	6.0	6.1	5.5	4.1	4.2	4.2
Freedom of religion	5.8	7.0	6.9	6.9	7.0	6.6	6.4	6.4	6.2	5.0	5.0	5.0
Religious organization repression	7.3	7.3	7.1	7.1	7.1	6.3	5.7	5.7	4.7	3.3	3.4	3.4
Association, assembly, civil society	6.8	6.8	6.6	6.5	6.6	5.9	5.6	5.6	4.8	4.1	4.2	4.3
Civil society entry and exit	6.2	6.2	5.4	5.4	5.4	4.6	4.6	4.1	3.1	2.2	2.2	3.0
Freedom of assembly	5.7	6.0	6.0	5.7	5.7	5.7	4.8	5.3	4.5	3.8	3.8	3.8
Freedom to form/run political parties	8.8	8.5	9.1	9.1	9.1	9.1	9.1	9.1	8.6	8.5	8.6	8.3
Civil society repression	6.6	6.5	6.0	6.0	6.1	4.4	4.1	3.7	2.9	1.8	2.0	2.0
Expression and information	6.1	6.1	5.6	5.5	5.1	4.6	4.1	3.7	3.1	2.6	3.0	2.9
Press killed	9.6	9.2	8.8	8.8	9.2	9.2	9.2	8.5	7.7	7.4	7.4	7.8
Press jailed	4.3	5.0	4.8	3.9	0.0	0.0	0.0	0.0	0.0	0.0	0.0	0.0
Academic and cultural expression	2.5	2.5	2.5	2.5	2.5	2.5	2.5	2.5	2.5	2.5	2.5	2.5
Harassment of journalists	6.4	6.2	5.0	5.0	4.8	3.6	3.1	1.8	0.8	0.4	0.7	1.0
Government censorship effort	5.8	5.8	4.9	4.9	4.9	4.1	2.7	2.7	2.2	1.3	1.7	1.9
Internet censorship effort	8.0	7.8	6.8	6.8	6.8	6.3	4.8	4.8	3.3	1.7	4.5	4.5
Media self-censorship	5.1	5.0	4.7	4.7	4.7	3.8	3.8	3.7	3.0	2.8	3.0	2.3
Media freedom	6.2	6.0	5.7	5.6	5.6	5.0	4.4	4.4	2.9	2.4	2.5	2.5
Freedom of expression	7.2	7.2	7.8	7.2	7.2	6.8	6.0	5.0	5.5	4.5	4.5	4.0
Relationships	9.2	9.2	9.2	9.2	9.2	9.4	9.4	9.4	9.4	8.8	8.8	8.8
Same-sex relationships	10.0	10.0	10.0	10.0	10.0	10.0	10.0	10.0	10.0	10.0	10.0	10.0
Divorce	7.5	7.5	7.5	7.5	7.5	7.5	7.5	7.5	7.5	7.5	7.5	7.5
Inheritance rights	10.0	10.0	10.0	10.0	10.0	10.0	10.0	10.0	10.0	7.5	7.5	7.5
Female genital mutilation	9.5	9.5	9.5	9.5	9.5	10.0	10.0	10.0	10.0	10.0	10.0	10.0

Note: The data source V-Dem = Varieties of Democracy; the data source CLD = Civil Liberty Dataset.

Ranking
122

UGANDA

SUB-SAHARAN AFRICA

Score
6.32

PERSONAL FREEDOM

Ranking
138/165

Score
5.54



ECONOMIC FREEDOM

Ranking
58/165

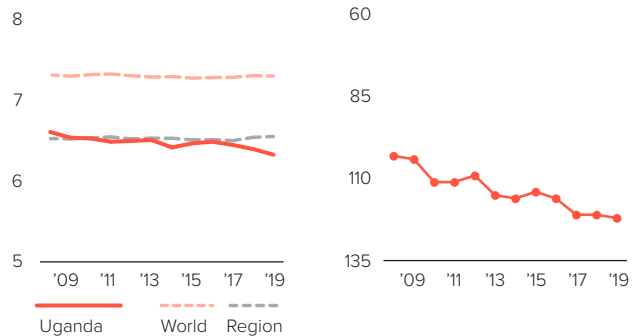
Score
7.42



HUMAN FREEDOM

Score over time

Ranking over time



UGANDA

SUB-SAHARAN AFRICA

	2008	2009	2010	2011	2012	2013	2014	2015	2016	2017	2018	2019
Human freedom	6.60	6.53	6.52	6.48	6.49	6.50	6.41	6.46	6.48	6.44	6.39	6.32
Ranking	103	104	111	111	109	115	116	114	116	121	121	122
Economic freedom	7.33	7.35	7.35	7.19	7.27	7.26	7.36	7.36	7.34	7.45	7.42	7.42
Personal freedom	6.08	5.95	5.93	5.98	5.93	5.96	5.73	5.81	5.87	5.73	5.65	5.54
Rule of law	4.1	4.1	4.1	4.1	3.6	3.5	3.2	3.4	3.4	3.3	3.2	3.2
Procedural justice	2.7	2.7	2.7	2.7	2.3	2.3	2.1	2.2	2.2	2.0	2.0	2.0
Civil justice	5.1	5.1	5.1	5.1	4.8	4.8	4.2	4.5	4.5	4.5	4.3	4.3
Criminal justice	4.3	4.3	4.3	4.3	3.7	3.4	3.4	3.4	3.4	3.3	3.1	3.1
Security and safety	7.4	6.7	6.8	6.6	6.7	7.1	6.4	6.7	6.9	7.0	6.8	7.1
Homicide	7.4	7.1	7.3	6.9	6.7	7.0	6.6	6.6	6.9	6.8	7.0	7.0
Disappearances, conflicts, terrorism	7.4	6.2	6.3	6.4	6.7	7.2	6.1	6.7	6.9	7.2	6.6	7.2
Movement	8.0	8.0	7.9	7.9	7.9	8.0	8.0	8.0	8.0	7.8	7.8	7.7
Freedom of movement (V-Dem)	8.5	8.5	8.4	8.4	8.4	8.4	8.4	8.4	8.6	8.0	8.2	7.8
Freedom of movement (CLD)	7.5	7.5	7.5	7.5	7.5	7.5	7.5	7.5	7.5	7.5	7.5	7.5
Religion	7.6	7.6	7.6	8.3	8.3	7.0	7.0	7.0	7.2	6.6	6.8	6.6
Freedom of religion	8.4	8.4	8.4	9.7	9.7	8.4	8.4	8.4	8.4	8.0	8.3	7.8
Religious organization repression	6.9	6.9	6.9	6.9	6.9	5.5	5.5	5.5	5.9	5.4	5.4	5.4
Association, assembly, civil society	5.9	5.8	5.8	5.8	5.8	5.7	5.1	5.1	5.1	5.0	4.7	4.2
Civil society entry and exit	6.1	6.1	6.1	6.2	6.1	6.1	5.0	5.0	5.0	5.0	3.6	2.3
Freedom of assembly	4.8	4.5	4.5	4.5	4.5	4.2	4.2	4.2	4.2	4.2	4.2	3.8
Freedom to form/run political parties	7.7	7.7	7.7	7.7	7.7	7.8	7.8	7.8	7.8	7.8	8.0	8.0
Civil society repression	4.9	4.9	4.7	4.7	4.7	4.7	3.6	3.6	3.5	2.9	2.9	2.9
Expression and information	6.6	6.5	6.2	6.1	6.2	6.1	6.1	6.2	6.2	6.1	5.9	5.7
Press killed	10.0	10.0	8.2	7.3	7.3	7.3	7.3	9.1	10.0	10.0	10.0	10.0
Press jailed	10.0	10.0	10.0	10.0	10.0	10.0	10.0	10.0	10.0	5.2	5.2	5.2
Academic and cultural expression	2.5	2.5	2.5	2.5	2.5	2.5	2.5	2.5	2.5	5.0	5.0	2.5
Harassment of journalists	6.0	6.0	5.8	5.7	5.7	6.0	6.0	5.6	5.3	5.7	5.7	5.7
Government censorship effort	6.1	6.0	6.2	6.2	6.2	5.7	5.7	5.8	5.8	5.8	5.1	5.1
Internet censorship effort	7.4	7.4	6.9	6.7	7.0	7.0	7.0	7.0	7.0	6.9	6.1	6.4
Media self-censorship	4.1	4.1	4.1	4.1	4.1	4.1	4.1	3.5	3.2	4.5	4.5	4.5
Media freedom	7.2	7.1	7.1	7.1	7.0	7.0	7.0	7.0	6.7	6.7	6.7	6.7
Freedom of expression	6.0	5.5	5.5	5.0	5.5	5.5	5.0	5.0	5.0	5.0	5.0	5.0
Relationships	3.0	3.0	3.0	3.1	3.1	4.4	4.4	4.4	4.4	4.4	4.4	4.4
Same-sex relationships	0.0	0.0	0.0	0.0	0.0	0.0	0.0	0.0	0.0	0.0	0.0	0.0
Divorce	2.5	2.5	2.5	2.5	2.5	2.5	2.5	2.5	2.5	2.5	2.5	2.5
Inheritance rights	0.0	0.0	0.0	0.0	0.0	5.0	5.0	5.0	5.0	5.0	5.0	5.0
Female genital mutilation	9.5	9.5	9.5	9.9	9.9	9.9	9.9	9.9	9.9	9.9	10.0	10.0

Note: The data source V-Dem = Varieties of Democracy; the data source CLD = Civil Liberty Dataset.

Ranking
98

UKRAINE

EASTERN EUROPE

Score
6.86

PERSONAL FREEDOM

Ranking
90/165

Score
7.33



ECONOMIC FREEDOM

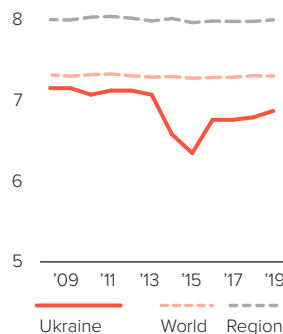
Ranking
129/165

Score
6.20

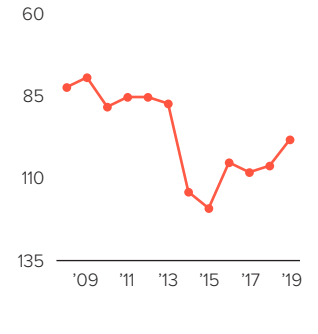


HUMAN FREEDOM

Score over time



Ranking over time



UKRAINE

EASTERN EUROPE

	2008	2009	2010	2011	2012	2013	2014	2015	2016	2017	2018	2019
Human freedom	7.14	7.14	7.06	7.11	7.11	7.06	6.57	6.34	6.75	6.75	6.78	6.86
Ranking	82	79	88	85	85	87	114	119	105	104	106	98
Economic freedom	5.77	5.77	5.81	6.02	6.16	6.10	5.96	5.38	5.89	5.92	6.18	6.20
Personal freedom	8.11	8.12	7.95	7.89	7.78	7.75	7.00	7.02	7.37	7.34	7.21	7.33
Rule of law	4.7	4.7	4.7	4.7	4.4	4.5	4.6	4.6	4.6	4.7	4.6	4.6
Procedural justice	5.1	5.1	5.1	5.1	4.8	5.1	5.1	4.8	4.8	5.1	4.9	4.9
Civil justice	5.2	5.2	5.2	5.2	5.2	4.9	4.7	5.1	5.1	5.4	5.4	5.4
Criminal justice	3.9	3.9	3.9	3.9	3.3	3.6	4.0	3.7	3.7	3.7	3.6	3.6
Security and safety	8.7	8.8	8.7	8.7	8.3	8.0	4.6	4.7	6.9	6.8	7.1	7.3
Homicide	8.4	8.6	8.7	8.5	8.5	8.2	8.2	8.2	8.2	8.2	8.2	8.2
Disappearances, conflicts, terrorism	9.0	9.0	8.8	8.9	8.1	7.9	1.2	1.2	5.6	5.4	6.0	6.4
Movement	8.7	8.7	8.5	8.5	8.5	8.5	8.2	8.2	8.3	8.3	8.3	8.3
Freedom of movement (V-Dem)	9.8	9.8	9.6	9.6	9.6	9.6	8.9	8.9	9.1	9.2	9.0	9.0
Freedom of movement (CLD)	7.5	7.5	7.5	7.5	7.5	7.5	7.5	7.5	7.5	7.5	7.5	7.5
Religion	9.1	9.1	9.0	9.0	9.0	9.0	8.2	7.9	8.1	8.0	7.3	7.2
Freedom of religion	8.5	8.5	8.6	8.6	8.6	8.5	7.9	7.7	7.7	7.9	7.4	7.4
Religious organization repression	9.7	9.7	9.5	9.5	9.5	9.5	8.6	8.1	8.5	8.1	7.2	7.1
Association, assembly, civil society	8.2	8.1	7.6	7.4	7.4	7.4	7.2	7.7	7.9	8.0	7.6	7.5
Civil society entry and exit	7.1	7.1	6.8	6.9	6.9	6.8	6.5	6.3	6.2	6.6	6.4	6.4
Freedom of assembly	6.8	6.8	6.8	5.8	5.8	6.2	7.0	8.0	8.0	8.0	7.2	7.2
Freedom to form/run political parties	9.6	9.6	8.8	8.7	8.8	8.8	8.4	8.1	8.4	8.2	8.0	8.3
Civil society repression	9.3	9.0	8.1	8.1	8.1	8.0	6.9	8.5	8.9	9.0	8.7	8.1
Expression and information	7.4	7.4	6.9	6.8	6.8	6.7	6.1	6.0	5.9	5.5	5.6	6.4
Press killed	10.0	10.0	10.0	10.0	10.0	10.0	5.4	4.8	4.1	4.1	4.1	8.0
Press jailed	10.0	10.0	10.0	10.0	10.0	10.0	10.0	10.0	10.0	9.4	8.9	8.9
Academic and cultural expression	2.5	2.5	2.5	2.5	2.5	2.5	5.0	5.0	5.0	5.0	5.0	5.0
Harassment of journalists	8.3	7.9	7.6	7.6	7.6	7.8	5.2	5.1	5.4	5.3	5.4	5.9
Government censorship effort	6.5	7.1	5.3	5.4	5.6	4.6	5.6	5.8	4.5	4.6	4.6	7.0
Internet censorship effort	9.8	9.8	9.5	9.5	9.5	9.5	8.5	8.1	8.5	7.5	7.1	7.2
Media self-censorship	5.5	5.5	5.1	4.6	4.6	4.9	4.0	4.1	3.9	3.9	3.9	4.1
Media freedom	6.0	6.2	4.6	5.0	4.6	4.2	4.6	4.7	4.6	3.9	4.6	5.5
Freedom of expression	7.8	7.8	7.8	6.8	6.2	6.8	6.8	6.5	7.0	6.0	7.0	6.0
Relationships	10.0	10.0	10.0	10.0	10.0	10.0	10.0	10.0	10.0	10.0	10.0	10.0
Same-sex relationships	10.0	10.0	10.0	10.0	10.0	10.0	10.0	10.0	10.0	10.0	10.0	10.0
Divorce	10.0	10.0	10.0	10.0	10.0	10.0	10.0	10.0	10.0	10.0	10.0	10.0
Inheritance rights	10.0	10.0	10.0	10.0	10.0	10.0	10.0	10.0	10.0	10.0	10.0	10.0
Female genital mutilation	10.0	10.0	10.0	10.0	10.0	10.0	10.0	10.0	10.0	10.0	10.0	10.0

Note: The data source V-Dem = Varieties of Democracy; the data source CLD = Civil Liberty Dataset.

Ranking
131

UNITED ARAB EMIRATES

MIDDLE EAST & NORTH AFRICA

Score
6.06

PERSONAL FREEDOM

Ranking
150/165

Score
5.20



ECONOMIC FREEDOM

Ranking
68/165

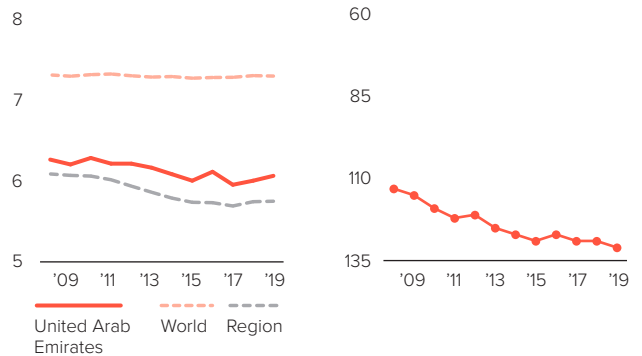
Score
7.28



HUMAN FREEDOM

Score over time

Ranking over time



UNITED ARAB EMIRATES

MIDDLE EAST & NORTH AFRICA

	2008	2009	2010	2011	2012	2013	2014	2015	2016	2017	2018	2019
Human freedom	6.26	6.20	6.28	6.21	6.21	6.16	6.08	6.00	6.11	5.95	6.00	6.06
Ranking	113	115	119	122	121	125	127	129	127	129	129	131
Economic freedom	7.25	7.06	7.24	7.31	7.30	7.21	7.14	7.01	7.17	7.01	7.08	7.28
Personal freedom	5.55	5.58	5.60	5.42	5.42	5.41	5.33	5.28	5.36	5.19	5.22	5.20
Rule of law	6.5	6.5	6.5	6.5	6.7	6.6	6.3	6.4	6.4	6.2	6.2	6.2
Procedural justice	6.1	6.1	6.1	6.1	6.6	5.9	4.8	5.4	5.4	5.1	5.1	5.1
Civil justice	6.0	6.0	6.0	6.0	5.9	6.3	6.8	6.8	6.8	6.6	6.8	6.8
Criminal justice	7.5	7.5	7.5	7.5	7.8	7.7	7.4	6.9	6.9	6.7	6.7	6.7
Security and safety	9.4	9.4	9.4	9.3	9.4	9.4	9.1	9.0	9.3	9.0	9.0	9.0
Homicide	9.8	9.8	9.8	9.8	9.8	9.8	9.8	9.8	9.8	9.8	9.8	9.8
Disappearances, conflicts, terrorism	8.9	9.0	9.0	8.8	9.1	9.1	8.4	8.1	8.8	8.1	8.1	8.0
Movement	6.9	6.9	6.9	6.9	6.9	6.9	6.9	6.9	6.9	6.9	6.9	6.7
Freedom of movement (V-Dem)	6.4	6.4	6.4	6.2	6.2	6.2	6.2	6.2	6.2	6.2	6.2	5.9
Freedom of movement (CLD)	7.5	7.5	7.5	7.5	7.5	7.5	7.5	7.5	7.5	7.5	7.5	7.5
Religion	5.7	5.7	6.0	5.9	5.9	5.9	5.9	6.0	6.4	6.4	6.4	6.4
Freedom of religion	5.7	5.7	6.4	6.1	6.1	6.1	6.1	6.4	6.4	6.4	6.4	6.4
Religious organization repression	5.7	5.7	5.7	5.7	5.7	5.7	5.7	5.7	6.5	6.5	6.5	6.5
Association, assembly, civil society	2.6	2.6	2.6	2.4	2.1	2.1	2.1	2.1	2.2	2.2	2.3	2.3
Civil society entry and exit	2.7	2.7	2.7	2.2	2.2	2.2	2.2	2.2	2.6	2.6	2.3	2.3
Freedom of assembly	2.7	2.7	2.7	2.7	2.7	2.7	2.7	2.3	2.3	2.3	2.3	2.3
Freedom to form/run political parties	2.0	2.0	2.0	2.0	2.0	2.0	2.0	2.0	2.0	2.0	2.0	1.7
Civil society repression	3.2	3.2	3.2	2.8	1.5	1.5	1.5	1.8	1.8	1.8	2.4	3.0
Expression and information	4.7	4.8	4.7	4.4	4.4	4.5	4.5	4.1	3.8	3.2	3.3	3.2
Press killed	10.0	10.0	10.0	10.0	10.0	10.0	10.0	10.0	10.0	10.0	10.0	10.0
Press jailed	10.0	10.0	10.0	10.0	10.0	10.0	10.0	7.4	7.4	7.4	7.4	7.4
Academic and cultural expression	2.5	2.5	2.5	2.5	2.5	2.5	2.5	2.5	2.5	0.0	0.0	0.0
Harassment of journalists	5.4	5.4	5.4	3.8	3.8	3.8	3.8	4.2	4.2	2.8	2.8	3.5
Government censorship effort	2.9	2.9	2.9	1.5	1.5	1.5	1.7	1.7	1.7	1.0	1.4	1.0
Internet censorship effort	4.4	4.4	4.9	3.6	4.4	4.4	4.6	4.6	3.9	3.1	4.0	3.6
Media self-censorship	1.6	1.6	1.6	1.2	1.2	1.5	1.5	0.8	1.1	0.7	0.7	0.5
Media freedom	1.8	1.8	1.2	2.4	2.4	2.4	2.4	2.4	1.4	1.0	1.0	1.0
Freedom of expression	4.0	5.0	4.0	4.5	4.0	4.0	4.0	3.5	2.2	2.8	2.2	2.2
Relationships	3.0	3.0	3.0	2.5	2.5	2.5	2.5	2.5	2.5	2.5	2.5	2.5
Same-sex relationships	0.0	0.0	0.0	0.0	0.0	0.0	0.0	0.0	0.0	0.0	0.0	0.0
Divorce	0.0	0.0	0.0	0.0	0.0	0.0	0.0	0.0	0.0	0.0	0.0	0.0
Inheritance rights	5.0	5.0	5.0	0.0	0.0	0.0	0.0	0.0	0.0	0.0	0.0	0.0
Female genital mutilation	7.0	7.0	7.0	10.0	10.0	10.0	10.0	10.0	10.0	10.0	10.0	10.0

Note: The data source V-Dem = Varieties of Democracy; the data source CLD = Civil Liberty Dataset.

Ranking
14

UNITED KINGDOM

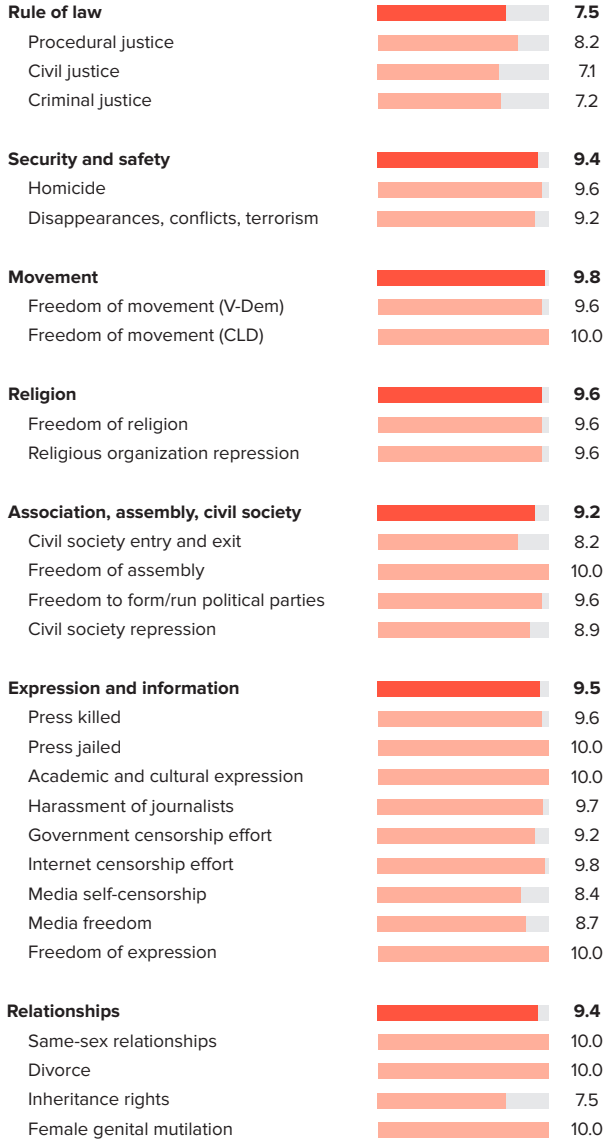
WESTERN EUROPE

Score
8.75

PERSONAL FREEDOM

Ranking
19/165

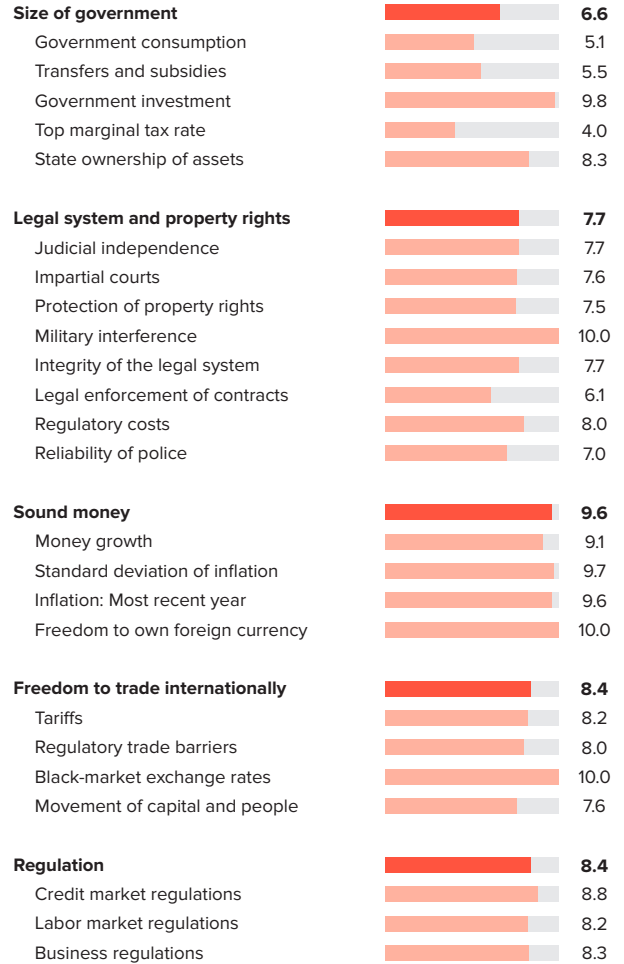
Score
9.19



ECONOMIC FREEDOM

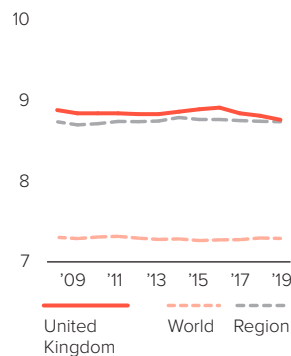
Ranking
12/165

Score
8.15

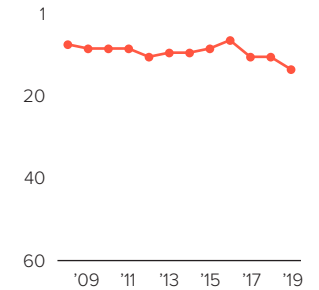


HUMAN FREEDOM

Score over time



Ranking over time



UNITED KINGDOM

WESTERN EUROPE

	2008	2009	2010	2011	2012	2013	2014	2015	2016	2017	2018	2019
Human freedom	8.87	8.83	8.83	8.83	8.82	8.82	8.85	8.88	8.90	8.83	8.80	8.75
Ranking	8	9	9	9	11	10	10	9	7	11	11	14
Economic freedom	8.20	8.09	8.12	8.11	8.15	8.10	8.16	8.25	8.26	8.27	8.15	8.15
Personal freedom	9.35	9.35	9.34	9.35	9.30	9.33	9.34	9.33	9.36	9.23	9.26	9.19
Rule of law	7.7	7.7	7.7	7.7	7.4	7.7	7.8	7.7	7.7	7.7	7.5	7.5
Procedural justice	8.3	8.3	8.3	8.3	7.9	8.1	8.2	8.2	8.2	8.5	8.2	8.2
Civil justice	7.2	7.2	7.2	7.2	7.2	7.4	7.5	7.5	7.5	7.3	7.1	7.1
Criminal justice	7.6	7.6	7.6	7.6	7.2	7.6	7.6	7.4	7.4	7.5	7.2	7.2
Security and safety	9.7	9.7	9.7	9.7	9.7	9.6	9.7	9.6	9.6	9.3	9.6	9.4
Homicide	9.6	9.7	9.6	9.7	9.7	9.7	9.7	9.7	9.6	9.6	9.6	9.6
Disappearances, conflicts, terrorism	9.8	9.7	9.7	9.8	9.7	9.5	9.6	9.6	9.6	8.9	9.6	9.2
Movement	9.8	9.8	9.8	9.8	9.8	9.7	9.7	9.7	9.7	9.7	9.8	9.8
Freedom of movement (V-Dem)	9.6	9.6	9.6	9.6	9.6	9.4	9.4	9.4	9.4	9.4	9.6	9.6
Freedom of movement (CLD)	10.0	10.0	10.0	10.0	10.0	10.0	10.0	10.0	10.0	10.0	10.0	10.0
Religion	9.7	9.7	9.7	9.7	9.7	9.7	9.7	9.7	9.7	9.7	9.7	9.6
Freedom of religion	9.9	9.9	9.9	9.9	9.9	9.7	9.7	9.7	9.7	9.7	9.7	9.6
Religious organization repression	9.6	9.6	9.6	9.6	9.6	9.6	9.6	9.6	9.6	9.6	9.6	9.6
Association, assembly, civil society	9.3	9.3	9.3	9.3	9.3	9.4	9.4	9.4	9.4	9.4	9.4	9.2
Civil society entry and exit	8.2	8.2	8.2	8.2	8.2	8.2	8.2	8.2	8.2	8.2	8.2	8.2
Freedom of assembly	10.0	10.0	10.0	10.0	10.0	10.0	10.0	10.0	10.0	10.0	10.0	10.0
Freedom to form/run political parties	9.8	9.8	9.8	9.8	9.8	9.8	9.8	9.8	9.8	9.8	9.8	9.6
Civil society repression	9.4	9.4	9.4	9.4	9.4	9.6	9.6	9.6	9.6	9.6	9.6	8.9
Expression and information	9.3	9.3	9.2	9.2	9.2	9.2	9.2	9.2	9.5	9.5	9.5	9.5
Press killed	10.0	10.0	10.0	10.0	10.0	10.0	10.0	10.0	10.0	10.0	10.0	9.6
Press jailed	10.0	10.0	10.0	10.0	10.0	10.0	10.0	10.0	10.0	10.0	10.0	10.0
Academic and cultural expression	7.5	7.5	7.5	7.5	7.5	7.5	7.5	7.5	10.0	10.0	10.0	10.0
Harassment of journalists	9.4	9.4	9.4	9.4	9.4	9.7	9.4	9.4	9.4	9.7	9.7	9.7
Government censorship effort	9.4	9.4	9.4	9.4	9.2	9.2	9.2	9.2	9.2	9.2	9.2	9.2
Internet censorship effort	9.8	9.8	9.8	9.8	9.8	9.8	9.8	9.8	9.8	9.8	9.8	9.8
Media self-censorship	8.4	8.4	8.4	8.4	8.4	8.4	8.4	8.4	8.4	8.4	8.4	8.4
Media freedom	9.3	9.3	8.7	8.7	8.7	8.7	8.7	8.7	8.7	8.7	8.7	8.7
Freedom of expression	10.0	10.0	10.0	10.0	10.0	10.0	10.0	10.0	10.0	10.0	10.0	10.0
Relationships	9.9	9.9	9.9	9.9	9.9	10.0	10.0	10.0	10.0	9.4	9.4	9.4
Same-sex relationships	10.0	10.0	10.0	10.0	10.0	10.0	10.0	10.0	10.0	10.0	10.0	10.0
Divorce	10.0	10.0	10.0	10.0	10.0	10.0	10.0	10.0	10.0	10.0	10.0	10.0
Inheritance rights	10.0	10.0	10.0	10.0	10.0	10.0	10.0	10.0	10.0	7.5	7.5	7.5
Female genital mutilation	9.5	9.5	9.5	9.5	9.5	10.0	10.0	10.0	10.0	10.0	10.0	10.0

Note: The data source V-Dem = Varieties of Democracy; the data source CLD = Civil Liberty Dataset.

Ranking
15

UNITED STATES

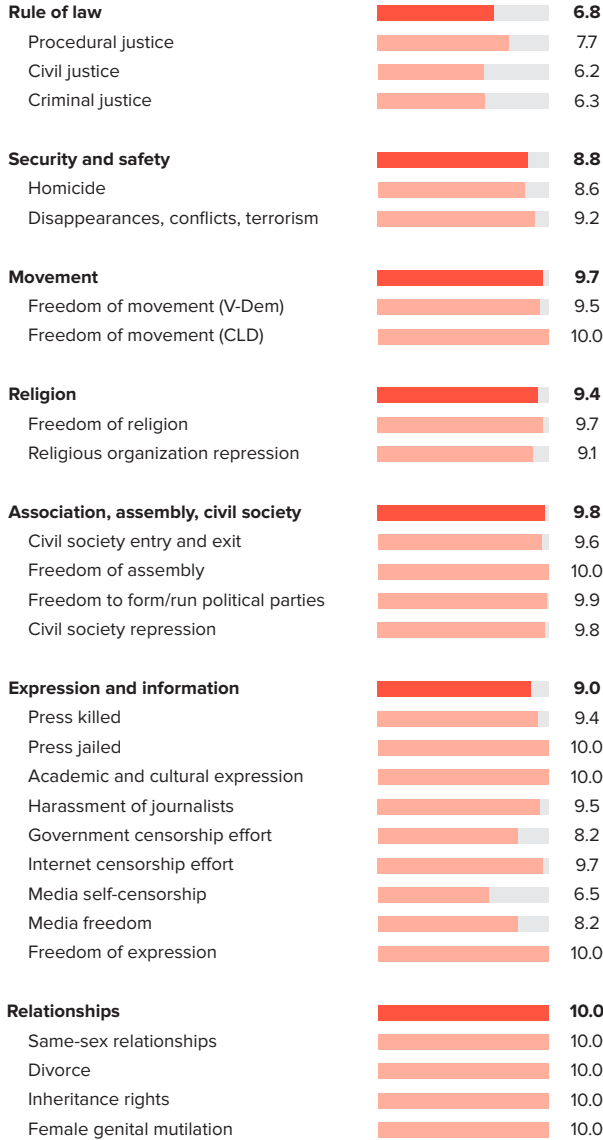
NORTH AMERICA

Score
8.73

PERSONAL FREEDOM

Ranking
24/165

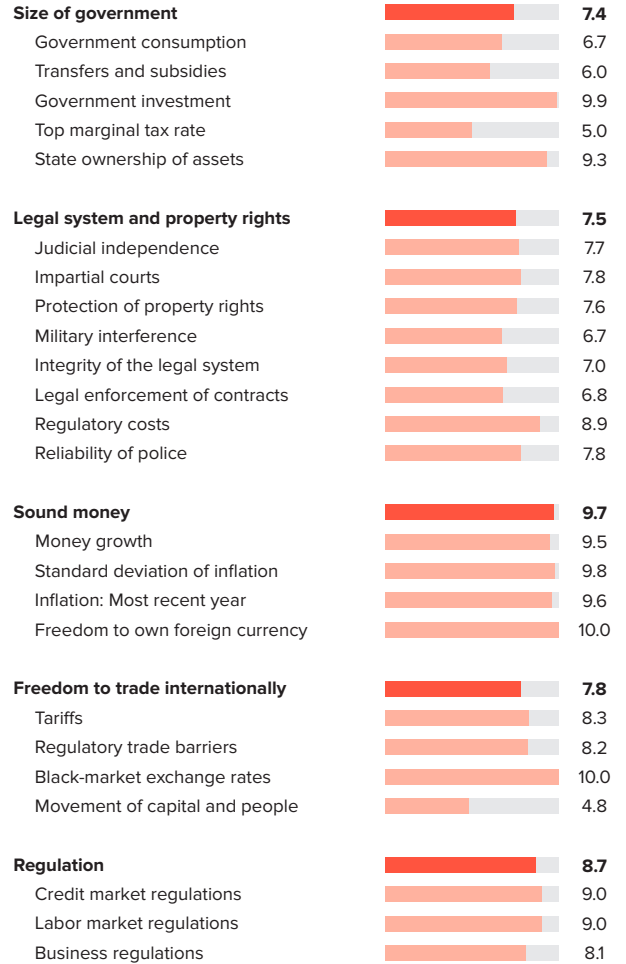
Score
9.09



ECONOMIC FREEDOM

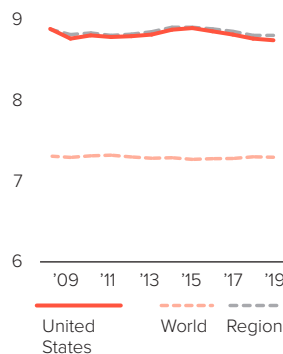
Ranking
6/165

Score
8.24

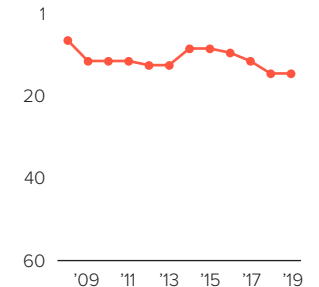


HUMAN FREEDOM

Score over time



Ranking over time



UNITED STATES

NORTH AMERICA

	2008	2009	2010	2011	2012	2013	2014	2015	2016	2017	2018	2019
Human freedom	8.87	8.75	8.79	8.77	8.78	8.80	8.86	8.88	8.84	8.80	8.75	8.73
Ranking	7	12	12	12	13	13	9	9	10	12	15	15
Economic freedom	8.37	8.05	8.14	8.09	8.17	8.15	8.18	8.29	8.35	8.38	8.26	8.24
Personal freedom	9.24	9.25	9.26	9.26	9.21	9.27	9.34	9.30	9.19	9.09	9.10	9.09
Rule of law	6.8	6.8	6.8	6.8	6.5	6.7	7.1	7.0	7.0	6.8	6.8	6.8
Procedural justice	7.3	7.3	7.3	7.3	6.8	7.1	8.1	7.6	7.6	7.7	7.7	7.7
Civil justice	6.5	6.5	6.5	6.5	6.1	6.7	6.5	6.7	6.7	6.4	6.2	6.2
Criminal justice	6.5	6.5	6.5	6.5	6.5	6.4	6.8	6.6	6.6	6.3	6.3	6.3
Security and safety	9.0	9.0	9.1	9.1	9.1	9.1	9.2	9.1	8.8	8.6	8.9	8.8
Homicide	8.4	8.5	8.6	8.6	8.6	8.7	8.7	8.6	8.4	8.5	8.6	8.6
Disappearances, conflicts, terrorism	9.6	9.6	9.6	9.6	9.6	9.6	9.7	9.6	9.2	8.8	9.2	9.2
Movement	9.9	9.9	9.8	9.8	9.8	9.8	9.8	9.8	9.8	9.8	9.8	9.7
Freedom of movement (V-Dem)	9.7	9.7	9.7	9.6	9.6	9.7	9.7	9.7	9.7	9.6	9.6	9.5
Freedom of movement (CLD)	10.0	10.0	10.0	10.0	10.0	10.0	10.0	10.0	10.0	10.0	10.0	10.0
Religion	9.8	9.8	9.8	9.8	9.8	9.8	9.8	9.8	9.8	9.7	9.4	9.4
Freedom of religion	9.9	9.9	9.9	9.9	9.9	10.0	10.0	10.0	9.9	9.8	9.7	9.7
Religious organization repression	9.7	9.7	9.7	9.7	9.7	9.7	9.7	9.7	9.7	9.5	9.1	9.1
Association, assembly, civil society	9.7	9.7	9.7	9.7	9.7	9.8	9.8	9.8	9.5	9.5	9.8	9.8
Civil society entry and exit	9.5	9.5	9.5	9.5	9.5	9.6	9.6	9.6	9.6	9.6	9.6	9.6
Freedom of assembly	10.0	10.0	10.0	10.0	10.0	10.0	10.0	10.0	8.8	8.8	10.0	10.0
Freedom to form/run political parties	9.9	9.9	9.9	9.9	9.9	9.9	9.9	9.9	9.9	9.9	9.9	9.9
Civil society repression	9.6	9.6	9.6	9.6	9.6	9.6	9.6	9.6	9.6	9.8	9.8	9.8
Expression and information	9.6	9.6	9.6	9.6	9.6	9.6	9.6	9.6	9.4	9.2	9.1	9.0
Press killed	9.9	9.9	9.9	9.9	10.0	10.0	10.0	9.8	9.7	9.7	9.4	9.4
Press jailed	9.6	9.7	9.8	9.9	10.0	9.9	9.9	9.9	9.9	9.9	10.0	10.0
Academic and cultural expression	10.0	10.0	10.0	10.0	10.0	10.0	10.0	10.0	10.0	10.0	10.0	10.0
Harassment of journalists	9.8	9.8	9.8	9.8	9.6	9.6	9.6	9.6	9.6	9.5	9.5	9.5
Government censorship effort	9.6	9.6	9.6	9.5	9.5	9.5	9.5	9.5	9.6	8.2	8.2	8.2
Internet censorship effort	9.6	9.6	9.7	9.7	9.7	9.7	9.7	9.7	9.7	9.7	9.7	9.7
Media self-censorship	8.6	8.6	8.7	8.5	8.5	8.5	8.5	8.5	7.2	6.9	6.7	6.5
Media freedom	9.2	9.3	9.3	9.0	9.0	9.0	9.0	9.0	9.0	9.0	8.2	8.2
Freedom of expression	10.0	10.0	10.0	10.0	10.0	10.0	10.0	10.0	10.0	10.0	10.0	10.0
Relationships	9.9	9.9	9.9	9.9	9.9	10.0	10.0	10.0	10.0	10.0	10.0	10.0
Same-sex relationships	10.0	10.0	10.0	10.0	10.0	10.0	10.0	10.0	10.0	10.0	10.0	10.0
Divorce	10.0	10.0	10.0	10.0	10.0	10.0	10.0	10.0	10.0	10.0	10.0	10.0
Inheritance rights	10.0	10.0	10.0	10.0	10.0	10.0	10.0	10.0	10.0	10.0	10.0	10.0
Female genital mutilation	9.5	9.5	9.5	9.5	9.5	10.0	10.0	10.0	10.0	10.0	10.0	10.0

Note: The data source V-Dem = Varieties of Democracy; the data source CLD = Civil Liberty Dataset.

Ranking
33

URUGUAY

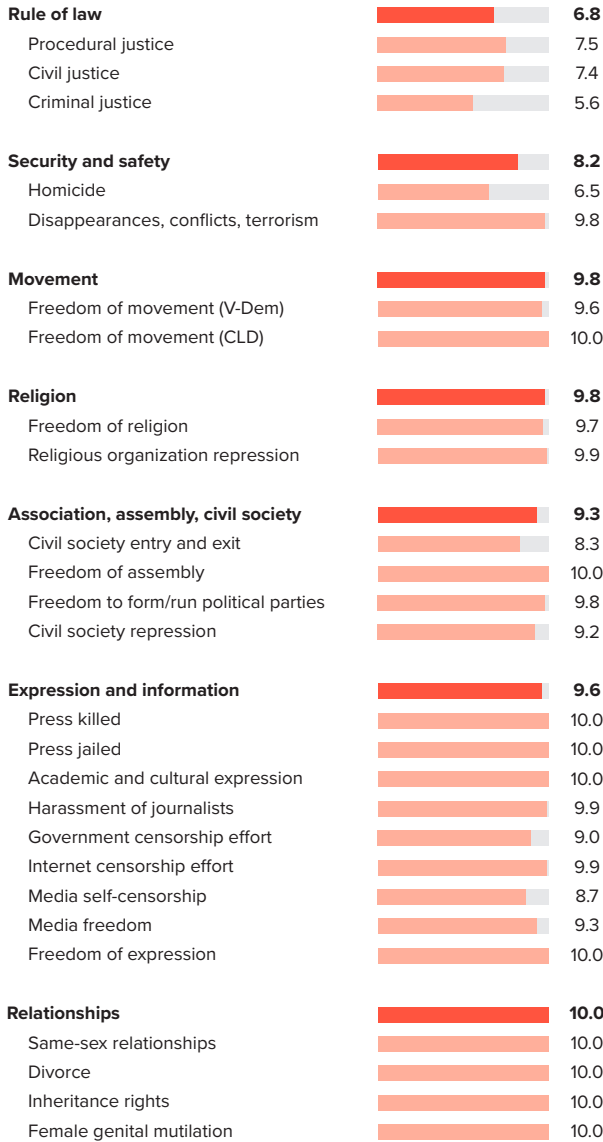
LATIN AMERICA & THE CARIBBEAN

Score
8.36

PERSONAL FREEDOM

Ranking
25/165

Score
9.08



ECONOMIC FREEDOM

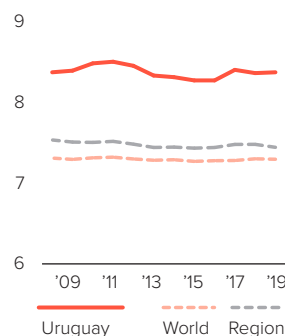
Ranking
62/165

Score
7.36

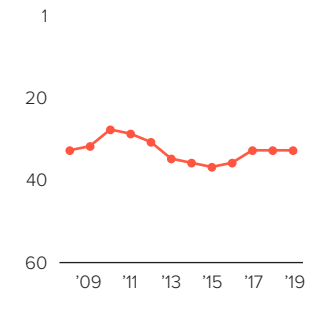


HUMAN FREEDOM

Score over time



Ranking over time



URUGUAY

LATIN AMERICA & THE CARIBBEAN

	2008	2009	2010	2011	2012	2013	2014	2015	2016	2017	2018	2019
Human freedom	8.36	8.38	8.47	8.49	8.44	8.32	8.30	8.26	8.26	8.39	8.35	8.36
Ranking	33	32	28	29	31	35	36	37	36	33	33	33
Economic freedom	7.21	7.26	7.45	7.48	7.47	7.36	7.26	7.30	7.30	7.37	7.34	7.36
Personal freedom	9.19	9.18	9.20	9.20	9.14	9.00	9.04	8.94	8.94	9.13	9.08	9.08
Rule of law	6.4	6.4	6.4	6.4	6.3	6.7	7.0	6.6	6.6	6.7	6.8	6.8
Procedural justice	7.0	7.0	7.0	7.0	7.0	7.5	7.8	7.1	7.1	7.3	7.5	7.5
Civil justice	7.1	7.1	7.1	7.1	7.0	7.1	7.3	7.4	7.4	7.5	7.4	7.4
Criminal justice	5.0	5.0	5.0	5.0	4.7	5.4	5.8	5.4	5.4	5.4	5.6	5.6
Security and safety	9.0	8.9	9.0	9.0	8.8	8.7	8.6	8.6	8.6	8.7	8.2	8.2
Homicide	8.1	8.0	8.2	8.3	7.7	7.8	7.7	7.5	7.7	7.6	6.5	6.5
Disappearances, conflicts, terrorism	9.8	9.8	9.8	9.8	9.8	9.6	9.6	9.6	9.5	9.8	9.8	9.8
Movement	9.8	9.8	9.8	9.8	9.8	9.8	9.8	9.8	9.8	9.8	9.8	9.8
Freedom of movement (V-Dem)	9.6	9.6	9.6	9.6	9.6	9.6	9.6	9.6	9.6	9.6	9.6	9.6
Freedom of movement (CLD)	10.0	10.0	10.0	10.0	10.0	10.0	10.0	10.0	10.0	10.0	10.0	10.0
Religion	9.8	9.8	9.8	9.8	9.8	9.8	9.8	9.8	9.8	9.8	9.8	9.8
Freedom of religion	9.7	9.7	9.7	9.7	9.7	9.7	9.7	9.7	9.7	9.7	9.7	9.7
Religious organization repression	9.9	9.9	9.9	9.9	9.9	9.9	9.9	9.9	9.9	9.9	9.9	9.9
Association, assembly, civil society	9.8	9.8	9.8	9.8	9.8	9.8	9.8	9.4	9.4	9.3	9.3	9.3
Civil society entry and exit	9.5	9.5	9.5	9.5	9.5	9.5	9.5	8.3	8.3	8.3	8.3	8.3
Freedom of assembly	10.0	10.0	10.0	10.0	10.0	10.0	10.0	10.0	10.0	10.0	10.0	10.0
Freedom to form/run political parties	9.7	9.7	9.7	9.7	9.7	9.7	9.7	9.7	9.7	9.7	9.8	9.8
Civil society repression	9.9	9.9	9.9	9.9	9.9	9.9	9.9	9.9	9.9	9.2	9.2	9.2
Expression and information	9.6	9.6	9.6	9.6	9.6	9.6	9.6	9.6	9.6	9.6	9.6	9.6
Press killed	10.0	10.0	10.0	10.0	10.0	10.0	10.0	10.0	10.0	10.0	10.0	10.0
Press jailed	10.0	10.0	10.0	10.0	10.0	10.0	10.0	10.0	10.0	10.0	10.0	10.0
Academic and cultural expression	10.0	10.0	10.0	10.0	10.0	10.0	10.0	10.0	10.0	10.0	10.0	10.0
Harassment of journalists	9.9	9.9	9.9	9.9	9.9	9.9	9.9	9.9	9.9	9.9	9.9	9.9
Government censorship effort	9.4	9.4	9.4	9.4	9.4	9.4	9.4	9.4	9.4	8.9	8.9	9.0
Internet censorship effort	9.9	9.9	9.9	9.9	9.9	9.9	9.9	9.9	9.9	9.9	9.9	9.9
Media self-censorship	8.2	8.2	8.2	8.2	8.2	8.2	8.2	8.2	8.2	8.7	8.7	8.7
Media freedom	9.1	9.1	9.1	9.1	9.1	8.8	8.8	8.8	8.8	9.0	9.3	9.3
Freedom of expression	10.0	10.0	10.0	10.0	10.0	10.0	10.0	10.0	10.0	10.0	10.0	10.0
Relationships	10.0	10.0	10.0	10.0	10.0	8.8	8.8	8.8	8.8	10.0	10.0	10.0
Same-sex relationships	10.0	10.0	10.0	10.0	10.0	10.0	10.0	10.0	10.0	10.0	10.0	10.0
Divorce	10.0	10.0	10.0	10.0	10.0	10.0	10.0	10.0	10.0	10.0	10.0	10.0
Inheritance rights	10.0	10.0	10.0	10.0	10.0	5.0	5.0	5.0	5.0	10.0	10.0	10.0
Female genital mutilation	10.0	10.0	10.0	10.0	10.0	10.0	10.0	10.0	10.0	10.0	10.0	10.0

Note: The data source V-Dem = Varieties of Democracy; the data source CLD = Civil Liberty Dataset.

Ranking
164

VENEZUELA, RB

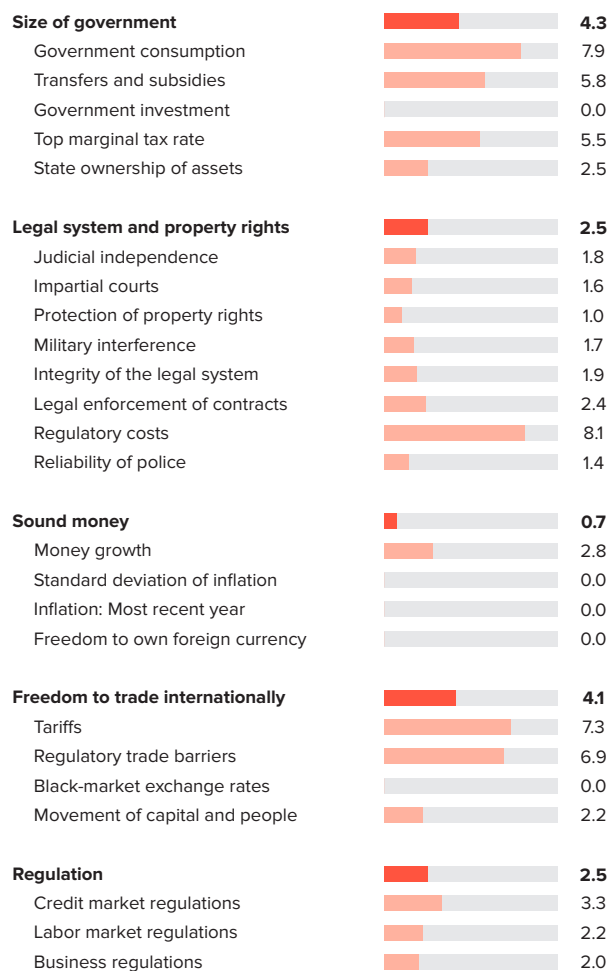
LATIN AMERICA & THE CARIBBEAN

Score
4.03

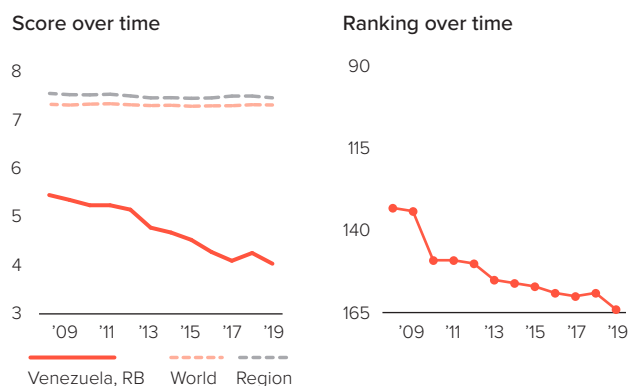
PERSONAL FREEDOM Ranking 153/165 Score 4.90



ECONOMIC FREEDOM Ranking 165/165 Score 2.83



HUMAN FREEDOM



VENEZUELA, RB

LATIN AMERICA & THE CARIBBEAN

	2008	2009	2010	2011	2012	2013	2014	2015	2016	2017	2018	2019
Human freedom	5.44	5.34	5.23	5.23	5.14	4.77	4.67	4.52	4.27	4.09	4.25	4.03
Ranking	133	134	149	149	150	155	156	157	159	160	159	164
Economic freedom	4.30	4.21	3.76	3.73	3.61	3.08	3.03	2.77	2.70	2.67	3.31	2.83
Personal freedom	6.26	6.15	6.28	6.31	6.23	5.98	5.83	5.77	5.39	5.11	4.93	4.90
Rule of law	3.0	3.0	3.0	3.0	2.4	2.2	1.8	2.1	2.1	1.8	1.7	1.7
Procedural justice	3.0	3.0	3.0	3.0	2.5	1.5	1.2	1.5	1.5	1.2	1.0	1.0
Civil justice	3.8	3.8	3.8	3.8	3.3	3.5	2.9	3.3	3.3	2.8	2.7	2.7
Criminal justice	2.4	2.4	2.4	2.4	1.6	1.6	1.4	1.4	1.4	1.4	1.3	1.3
Security and safety	4.6	4.2	3.8	4.2	4.2	4.1	4.0	3.9	3.8	3.6	3.2	3.4
Homicide	0.0	0.0	0.0	0.0	0.0	0.0	0.0	0.0	0.0	0.0	0.0	0.0
Disappearances, conflicts, terrorism	9.1	8.3	7.7	8.4	8.4	8.1	7.9	7.8	7.5	7.3	6.5	6.7
Movement	8.3	8.3	9.7	9.7	9.7	9.4	9.4	9.2	6.7	6.2	5.8	5.8
Freedom of movement (V-Dem)	9.1	9.1	9.3	9.3	9.3	8.9	8.8	8.4	8.4	7.5	6.7	6.7
Freedom of movement (CLD)	7.5	7.5	10.0	10.0	10.0	10.0	10.0	10.0	5.0	5.0	5.0	5.0
Religion	7.7	7.7	7.7	7.6	7.6	7.5	7.3	7.3	7.3	7.1	7.2	7.2
Freedom of religion	8.0	8.0	8.0	8.0	8.0	7.7	7.7	7.7	7.7	7.4	7.4	7.4
Religious organization repression	7.5	7.5	7.5	7.4	7.4	7.4	7.0	7.0	7.0	6.8	7.0	7.0
Association, assembly, civil society	6.1	6.1	5.9	5.9	5.8	5.3	5.0	4.8	4.7	4.1	4.0	3.8
Civil society entry and exit	4.1	4.1	4.1	4.1	4.0	3.6	3.2	3.2	3.2	3.1	3.2	3.1
Freedom of assembly	6.2	6.2	6.2	6.2	6.2	5.0	4.2	3.8	3.8	3.0	3.0	2.7
Freedom to form/run political parties	8.8	8.8	8.8	8.8	8.7	8.1	8.1	7.8	7.7	6.6	6.2	6.0
Civil society repression	5.4	5.4	4.6	4.5	4.4	4.6	4.6	4.3	4.1	3.6	3.5	3.5
Expression and information	6.0	5.6	5.7	5.6	5.7	5.1	5.2	5.0	5.0	4.8	4.4	4.2
Press killed	7.8	6.8	6.8	6.8	6.8	7.9	9.0	9.0	10.0	10.0	10.0	10.0
Press jailed	10.0	9.1	9.1	9.1	9.1	9.1	10.0	10.0	9.2	8.4	5.8	5.0
Academic and cultural expression	2.5	2.5	2.5	2.5	2.5	2.5	2.5	2.5	2.5	2.5	2.5	2.5
Harassment of journalists	5.8	5.8	5.8	5.8	5.8	4.5	4.5	4.4	4.2	3.5	3.7	3.0
Government censorship effort	3.2	2.9	3.3	3.3	3.1	1.6	1.3	0.8	0.8	0.4	0.2	0.5
Internet censorship effort	8.4	8.6	8.3	8.3	8.3	7.1	6.6	6.6	6.6	6.5	5.7	5.3
Media self-censorship	4.4	4.4	4.4	4.4	4.4	3.9	3.5	3.3	3.3	3.5	2.8	3.6
Media freedom	5.9	5.9	5.6	5.6	5.5	4.8	4.4	4.2	4.2	4.2	4.0	4.0
Freedom of expression	5.5	4.5	5.5	4.5	5.5	4.5	5.0	4.5	4.5	4.5	4.5	4.0
Relationships	8.1	8.1	8.1	8.1	8.1	8.1	8.1	8.1	8.1	8.1	8.1	8.1
Same-sex relationships	10.0	10.0	10.0	10.0	10.0	10.0	10.0	10.0	10.0	10.0	10.0	10.0
Divorce	2.5	2.5	2.5	2.5	2.5	2.5	2.5	2.5	2.5	2.5	2.5	2.5
Inheritance rights	10.0	10.0	10.0	10.0	10.0	10.0	10.0	10.0	10.0	10.0	10.0	10.0
Female genital mutilation	10.0	10.0	10.0	10.0	10.0	10.0	10.0	10.0	10.0	10.0	10.0	10.0

Note: The data source V-Dem = Varieties of Democracy; the data source CLD = Civil Liberty Dataset.

Ranking
134

VIETNAM

SOUTH ASIA

Score
5.90

PERSONAL FREEDOM

Ranking
136/165

Score
5.63



ECONOMIC FREEDOM

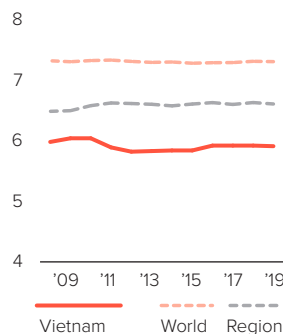
Ranking
126/165

Score
6.26

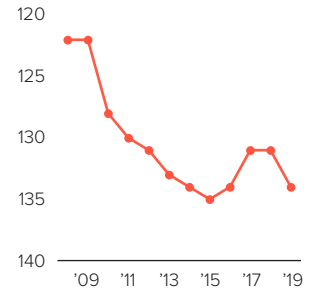


HUMAN FREEDOM

Score over time



Ranking over time



VIETNAM

SOUTH ASIA

	2008	2009	2010	2011	2012	2013	2014	2015	2016	2017	2018	2019
Human freedom	5.97	6.03	6.03	5.88	5.81	5.82	5.83	5.83	5.91	5.91	5.91	5.90
Ranking	122	122	128	130	131	133	134	135	134	131	131	134
Economic freedom	5.84	5.99	5.97	5.91	5.93	5.99	6.01	6.04	6.16	6.20	6.24	6.26
Personal freedom	6.05	6.07	6.07	5.86	5.72	5.69	5.71	5.67	5.73	5.69	5.68	5.63
Rule of law	5.6	5.6	5.6	5.6	5.0	5.1	5.2	4.9	4.9	4.5	4.6	4.6
Procedural justice	6.7	6.7	6.7	6.7	6.2	5.7	5.8	5.4	5.4	4.5	4.6	4.6
Civil justice	4.4	4.4	4.4	4.4	4.2	4.6	4.7	4.4	4.4	4.5	4.6	4.6
Criminal justice	5.7	5.7	5.7	5.7	4.7	5.0	5.0	4.9	4.9	4.6	4.6	4.6
Security and safety	9.0	9.3	9.3	9.3	8.9	9.0	9.0	9.0	9.3	9.3	9.3	9.1
Homicide	9.6	9.6	9.6	9.6	9.6	9.6	9.6	9.6	9.6	9.6	9.6	9.6
Disappearances, conflicts, terrorism	8.3	9.0	9.0	9.0	8.3	8.4	8.4	8.4	9.1	9.0	9.0	8.7
Movement	6.8	6.8	6.8	6.8	6.8	6.7	6.7	6.7	6.7	6.7	6.7	6.6
Freedom of movement (V-Dem)	8.5	8.5	8.5	8.5	8.5	8.4	8.4	8.4	8.4	8.4	8.4	8.3
Freedom of movement (CLD)	5.0	5.0	5.0	5.0	5.0	5.0	5.0	5.0	5.0	5.0	5.0	5.0
Religion	4.9	4.7	4.7	4.7	4.9	4.8	4.8	4.8	4.8	4.8	4.8	4.7
Freedom of religion	5.3	5.3	5.3	5.3	5.3	5.3	5.3	5.3	5.3	5.3	5.2	5.1
Religious organization repression	4.6	4.1	4.1	4.1	4.5	4.4	4.4	4.4	4.4	4.4	4.4	4.4
Association, assembly, civil society	2.4	2.3	2.4	2.5	2.4	2.4	2.4	2.4	2.4	2.2	2.2	2.3
Civil society entry and exit	2.5	2.2	2.4	2.5	2.4	2.3	2.3	2.5	2.5	2.3	2.3	2.3
Freedom of assembly	2.3	2.3	2.3	2.7	2.7	2.7	2.7	2.7	2.7	2.3	2.3	2.7
Freedom to form/run political parties	0.4	0.4	0.4	0.4	0.4	0.4	0.4	0.4	0.4	0.4	0.4	0.4
Civil society repression	4.3	4.1	4.2	4.2	4.2	4.0	4.1	4.1	3.9	3.7	3.7	3.7
Expression and information	4.4	4.5	4.4	4.2	3.8	3.7	3.8	3.7	3.8	3.6	3.5	3.4
Press killed	10.0	10.0	10.0	9.7	9.7	9.7	9.7	9.7	10.0	10.0	10.0	10.0
Press jailed	6.5	7.4	6.9	4.7	1.5	0.0	0.0	0.0	0.0	0.0	0.0	0.0
Academic and cultural expression	2.5	2.5	2.5	2.5	2.5	2.5	2.5	2.5	2.5	2.5	2.5	2.5
Harassment of journalists	4.6	4.6	4.6	4.6	4.6	4.2	4.2	4.2	4.2	4.2	3.6	3.6
Government censorship effort	2.3	2.3	2.3	2.3	2.3	2.3	2.3	2.3	2.3	1.3	1.3	1.3
Internet censorship effort	5.8	5.8	5.8	5.8	5.8	5.8	5.8	5.8	5.8	5.8	5.8	5.8
Media self-censorship	2.9	2.9	2.9	2.9	2.9	2.7	2.7	2.7	2.7	2.7	2.7	2.7
Media freedom	2.6	2.6	2.6	2.6	2.6	4.0	4.0	4.0	4.0	3.8	3.3	2.0
Freedom of expression	2.2	2.2	2.2	2.2	2.8	2.2	2.8	2.2	2.8	1.8	2.2	2.2
Relationships	9.4	9.4	9.4	8.1	8.1	8.1	8.1	8.1	8.1	8.8	8.8	8.8
Same-sex relationships	10.0	10.0	10.0	10.0	10.0	10.0	10.0	10.0	10.0	10.0	10.0	10.0
Divorce	7.5	7.5	7.5	7.5	7.5	7.5	7.5	7.5	7.5	7.5	7.5	7.5
Inheritance rights	10.0	10.0	10.0	5.0	5.0	5.0	5.0	5.0	5.0	7.5	7.5	7.5
Female genital mutilation	10.0	10.0	10.0	10.0	10.0	10.0	10.0	10.0	10.0	10.0	10.0	10.0

Note: The data source V-Dem = Varieties of Democracy; the data source CLD = Civil Liberty Dataset.

Ranking
163

YEMEN, REP.

MIDDLE EAST & NORTH AFRICA

Score
4.08

PERSONAL FREEDOM Ranking 164/165 Score 3.11

Rule of law **2.4**

- Procedural justice -
- Civil justice -
- Criminal justice -

Security and safety **4.2**

- Homicide 8.1
- Disappearances, conflicts, terrorism 0.4

Movement **4.1**

- Freedom of movement (V-Dem) 3.3
- Freedom of movement (CLD) 5.0

Religion **2.9**

- Freedom of religion 2.7
- Religious organization repression 3.2

Association, assembly, civil society **3.4**

- Civil society entry and exit 1.5
- Freedom of assembly 2.3
- Freedom to form/run political parties 6.3
- Civil society repression 3.7

Expression and information **2.6**

- Press killed 0.0
- Press jailed 10.0
- Academic and cultural expression 0.0
- Harassment of journalists 1.2
- Government censorship effort 0.4
- Internet censorship effort 4.2
- Media self-censorship 1.9
- Media freedom 3.7
- Freedom of expression 1.8

Relationships **2.0**

- Same-sex relationships 0.0
- Divorce 0.0
- Inheritance rights 0.0
- Female genital mutilation 8.2

ECONOMIC FREEDOM Ranking 155/165 Score 5.45

Size of government **7.8**

- Government consumption 8.5
- Transfers and subsidies 9.0
- Government investment -
- Top marginal tax rate 9.0
- State ownership of assets 4.8

Legal system and property rights **2.7**

- Judicial independence 2.8
- Impartial courts 2.6
- Protection of property rights 2.8
- Military interference 4.2
- Integrity of the legal system 2.6
- Legal enforcement of contracts 3.8
- Regulatory costs 9.0
- Reliability of police 3.4

Sound money **7.8**

- Money growth 9.9
- Standard deviation of inflation 3.2
- Inflation: Most recent year 8.0
- Freedom to own foreign currency 10.0

Freedom to trade internationally **5.4**

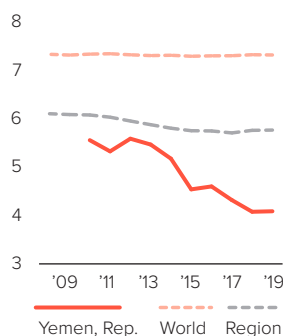
- Tariffs 8.4
- Regulatory trade barriers 7.0
- Black-market exchange rates 0.0
- Movement of capital and people 6.1

Regulation **3.5**

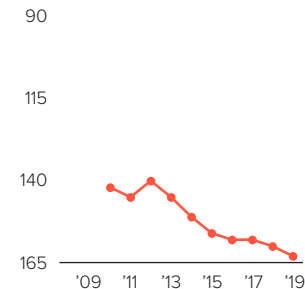
- Credit market regulations 0.0
- Labor market regulations 6.6
- Business regulations 3.9

HUMAN FREEDOM

Score over time



Ranking over time



YEMEN, REP.

MIDDLE EAST & NORTH AFRICA

	2008	2009	2010	2011	2012	2013	2014	2015	2016	2017	2018	2019
Human freedom	-	-	5.54	5.31	5.57	5.45	5.16	4.53	4.59	4.31	4.07	4.08
Ranking	-	-	142	145	140	145	151	156	158	158	160	163
Economic freedom	-	-	6.29	6.31	6.42	6.39	6.59	6.25	6.39	5.97	5.44	5.45
Personal freedom	-	-	5.01	4.59	4.97	4.78	4.15	3.30	3.30	3.12	3.10	3.11
Rule of law	-	-	3.5	3.2	3.2	3.3	3.3	3.2	2.6	2.4	2.4	2.4
Procedural justice	-	-	-	-	-	-	-	-	-	-	-	-
Civil justice	-	-	-	-	-	-	-	-	-	-	-	-
Criminal justice	-	-	-	-	-	-	-	-	-	-	-	-
Security and safety	-	-	5.6	4.8	5.4	5.4	5.0	4.2	4.5	4.1	4.1	4.2
Homicide	-	-	8.6	8.4	8.1	8.1	8.1	8.1	8.1	8.1	8.1	8.1
Disappearances, conflicts, terrorism	-	-	2.5	1.2	2.7	2.7	2.0	0.3	0.9	0.2	0.2	0.4
Movement	-	-	5.5	6.6	6.7	6.6	4.5	4.1	4.2	4.0	4.0	4.1
Freedom of movement (V-Dem)	-	-	5.9	5.6	6.0	5.8	4.0	3.2	3.3	3.1	3.1	3.3
Freedom of movement (CLD)	-	-	5.0	7.5	7.5	7.5	5.0	5.0	5.0	5.0	5.0	5.0
Religion	-	-	5.8	5.6	6.1	5.4	4.5	3.6	3.8	2.9	3.1	2.9
Freedom of religion	-	-	5.1	5.0	5.1	3.6	3.5	2.8	4.0	2.6	2.7	2.7
Religious organization repression	-	-	6.6	6.2	7.2	7.2	5.4	4.3	3.5	3.2	3.5	3.2
Association, assembly, civil society	-	-	5.9	6.1	6.8	6.5	5.7	3.9	3.6	3.6	3.6	3.4
Civil society entry and exit	-	-	5.5	6.1	7.2	6.2	4.6	2.3	1.3	1.5	1.5	1.5
Freedom of assembly	-	-	4.5	4.2	5.0	4.8	4.8	3.0	3.0	2.7	2.7	2.3
Freedom to form/run political parties	-	-	7.7	8.1	8.3	8.1	7.9	6.4	6.3	6.3	6.3	6.3
Civil society repression	-	-	5.9	5.9	6.8	6.8	5.4	3.9	4.0	4.0	4.0	3.7
Expression and information	-	-	5.1	4.5	4.9	4.7	4.5	2.6	2.9	2.7	2.4	2.6
Press killed	-	-	8.7	5.0	5.0	5.0	2.7	0.0	0.0	0.0	0.0	0.0
Press jailed	-	-	6.8	4.7	3.7	3.7	5.9	7.0	9.0	10.0	10.0	10.0
Academic and cultural expression	-	-	2.5	2.5	2.5	2.5	2.5	2.5	2.5	2.5	0.0	0.0
Harassment of journalists	-	-	4.0	4.4	5.6	5.2	4.6	1.0	1.0	0.6	0.6	1.2
Government censorship effort	-	-	2.0	2.0	2.6	2.0	2.0	0.6	0.6	0.4	0.4	0.4
Internet censorship effort	-	-	6.9	6.9	6.8	6.8	5.5	2.8	4.2	3.2	3.7	4.2
Media self-censorship	-	-	4.1	3.9	5.3	4.9	3.5	2.6	1.4	1.4	1.4	1.9
Media freedom	-	-	5.1	7.1	7.8	7.8	7.8	4.1	3.9	3.3	2.9	3.7
Freedom of expression	-	-	5.5	4.0	5.0	4.5	6.0	2.8	3.2	2.8	2.8	1.8
Relationships	-	-	3.8	1.6	1.6	1.6	1.6	1.6	1.6	2.0	2.0	2.0
Same-sex relationships	-	-	0.0	0.0	0.0	0.0	0.0	0.0	0.0	0.0	0.0	0.0
Divorce	-	-	0.0	0.0	0.0	0.0	0.0	0.0	0.0	0.0	0.0	0.0
Inheritance rights	-	-	5.0	0.0	0.0	0.0	0.0	0.0	0.0	0.0	0.0	0.0
Female genital mutilation	-	-	10.0	6.2	6.2	6.2	6.2	6.2	6.2	8.1	8.2	8.2

Note: The data source V-Dem = Varieties of Democracy; the data source CLD = Civil Liberty Dataset.

Ranking
102

ZAMBIA

SUB-SAHARAN AFRICA

Score
6.82

PERSONAL FREEDOM

Ranking
108/165

Score
6.62



ECONOMIC FREEDOM

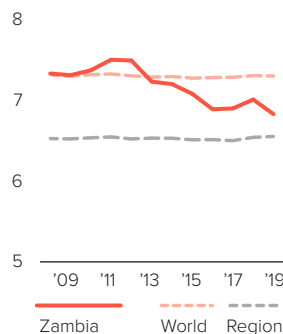
Ranking
80/165

Score
7.09

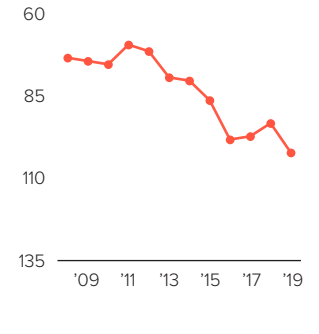


HUMAN FREEDOM

Score over time



Ranking over time



ZAMBIA

SUB-SAHARAN AFRICA

	2008	2009	2010	2011	2012	2013	2014	2015	2016	2017	2018	2019
Human freedom	7.32	7.30	7.36	7.49	7.48	7.22	7.19	7.07	6.88	6.89	7.00	6.82
Ranking	73	74	75	69	71	79	80	86	98	97	93	102
Economic freedom	7.22	7.30	7.41	7.43	7.40	7.10	7.25	7.04	6.96	7.09	7.20	7.09
Personal freedom	7.40	7.31	7.33	7.54	7.54	7.30	7.15	7.09	6.81	6.74	6.85	6.62
Rule of law	4.4	4.4	4.4	4.4	4.1	4.0	4.2	4.1	4.1	4.2	4.0	4.0
Procedural justice	4.8	4.8	4.8	4.8	4.0	3.4	3.5	3.3	3.3	3.7	3.3	3.3
Civil justice	4.6	4.6	4.6	4.6	4.7	4.7	5.0	4.9	4.9	4.7	4.7	4.7
Criminal justice	3.7	3.7	3.7	3.7	3.6	3.8	4.2	4.2	4.2	4.3	4.1	4.1
Security and safety	8.7	8.6	8.6	8.6	8.6	8.4	8.5	8.5	8.3	8.3	8.4	8.5
Homicide	8.5	8.2	8.3	8.2	8.2	8.3	8.5	8.5	8.5	8.5	8.5	8.5
Disappearances, conflicts, terrorism	8.9	8.9	8.9	8.9	8.9	8.5	8.6	8.6	8.1	8.1	8.4	8.6
Movement	8.4	8.4	8.4	8.4	8.4	8.2	8.2	8.2	8.3	8.1	8.2	8.4
Freedom of movement (V-Dem)	9.3	9.3	9.3	9.3	9.3	8.9	8.9	8.9	9.2	8.8	8.9	9.4
Freedom of movement (CLD)	7.5	7.5	7.5	7.5	7.5	7.5	7.5	7.5	7.5	7.5	7.5	7.5
Religion	9.4	8.7	9.2	9.1	9.1	9.4	9.4	9.3	8.8	8.5	8.8	7.8
Freedom of religion	9.7	8.5	9.7	9.7	9.7	9.8	9.8	9.8	9.8	9.8	9.8	8.2
Religious organization repression	9.0	9.0	8.6	8.4	8.4	9.0	9.0	8.9	7.8	7.1	7.9	7.3
Association, assembly, civil society	7.9	7.9	7.7	7.6	7.8	7.4	7.4	7.2	7.0	6.8	7.0	6.0
Civil society entry and exit	8.1	7.9	7.0	6.9	6.9	7.2	6.9	6.8	6.7	6.8	6.1	4.8
Freedom of assembly	6.2	6.5	6.5	6.5	6.5	6.2	6.2	5.8	5.8	5.8	5.8	5.5
Freedom to form/run political parties	9.2	9.2	9.2	9.1	9.1	8.6	8.6	8.6	8.6	8.2	8.3	8.2
Civil society repression	8.1	7.9	7.9	7.8	8.7	7.8	7.8	7.7	6.8	6.2	7.5	5.7
Expression and information	7.5	7.6	7.5	7.3	7.3	6.8	6.7	6.6	5.6	5.7	5.9	5.9
Press killed	10.0	10.0	10.0	10.0	10.0	10.0	10.0	10.0	10.0	10.0	10.0	10.0
Press jailed	10.0	10.0	10.0	10.0	10.0	10.0	10.0	10.0	8.5	8.5	8.5	8.5
Academic and cultural expression	5.0	5.0	5.0	5.0	5.0	5.0	5.0	5.0	2.5	2.5	2.5	2.5
Harassment of journalists	6.8	6.8	6.8	6.8	6.8	8.1	8.1	8.1	7.2	5.6	6.0	7.4
Government censorship effort	5.5	5.5	5.8	4.0	5.2	3.8	3.1	2.2	0.6	2.0	2.2	2.0
Internet censorship effort	8.2	8.2	7.9	7.9	7.5	7.1	7.1	6.9	6.1	6.8	7.1	7.7
Media self-censorship	6.4	6.4	6.4	6.4	6.4	5.2	5.2	5.2	5.4	5.6	5.1	4.5
Media freedom	8.6	8.6	8.1	7.8	7.7	6.3	6.3	6.2	5.4	5.2	6.8	6.1
Freedom of expression	6.8	7.2	7.2	7.2	7.2	6.0	5.5	5.5	5.0	5.0	5.0	4.5
Relationships	5.6	5.6	5.6	7.5	7.5	6.8	5.6	5.6	5.6	5.6	5.6	5.6
Same-sex relationships	5.0	5.0	5.0	5.0	5.0	5.0	0.0	0.0	0.0	0.0	0.0	0.0
Divorce	7.5	7.5	7.5	7.5	7.5	7.5	7.5	7.5	7.5	7.5	7.5	7.5
Inheritance rights	0.0	0.0	0.0	7.5	7.5	5.0	5.0	5.0	5.0	5.0	5.0	5.0
Female genital mutilation	10.0	10.0	10.0	10.0	10.0	9.9	9.9	9.9	9.9	10.0	10.0	10.0

Note: The data source V-Dem = Varieties of Democracy; the data source CLD = Civil Liberty Dataset.

Ranking
149

ZIMBABWE

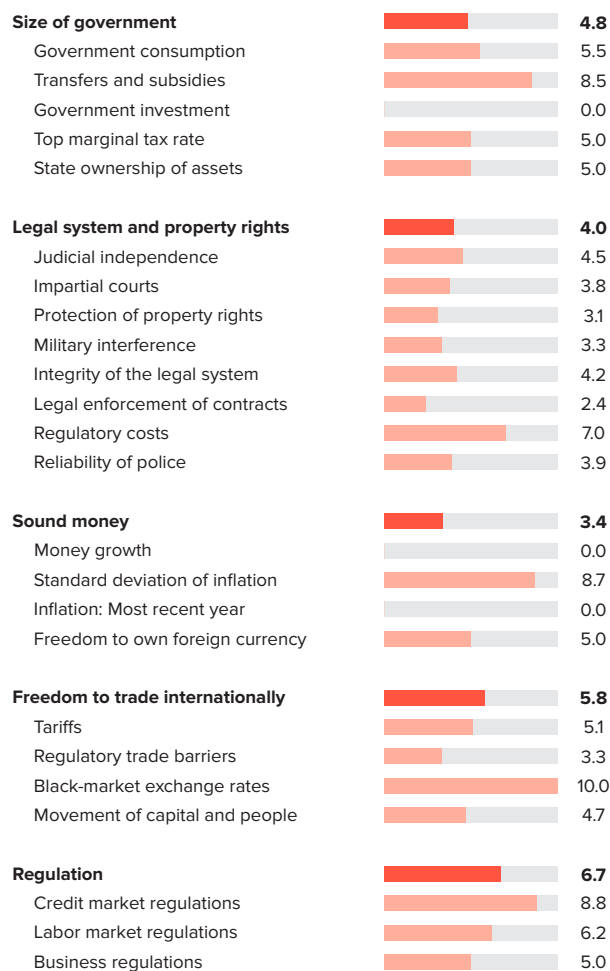
SUB-SAHARAN AFRICA

Score
5.60

PERSONAL FREEDOM Ranking 120/165 Score 6.07

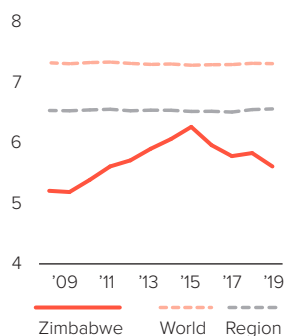


ECONOMIC FREEDOM Ranking 161/165 Score 4.94

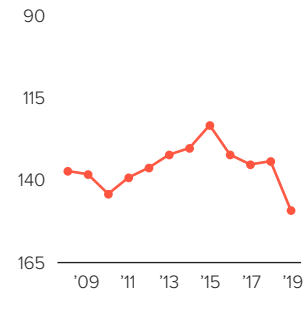


HUMAN FREEDOM

Score over time



Ranking over time



ZIMBABWE

SUB-SAHARAN AFRICA

	2008	2009	2010	2011	2012	2013	2014	2015	2016	2017	2018	2019
Human freedom	5.20	5.18	5.38	5.60	5.70	5.89	6.05	6.25	5.95	5.77	5.82	5.60
Ranking	137	138	144	139	136	132	130	123	132	135	134	149
Economic freedom	4.42	4.25	4.39	4.86	5.13	5.48	5.90	6.34	5.82	5.19	5.31	4.94
Personal freedom	5.76	5.85	6.09	6.13	6.11	6.18	6.16	6.18	6.04	6.19	6.18	6.07
Rule of law	3.7	3.7	3.7	3.7	3.3	3.4	3.5	3.5	3.5	3.6	3.5	3.5
Procedural justice	2.7	2.7	2.7	2.7	2.1	2.0	2.2	2.4	2.4	2.6	2.4	2.4
Civil justice	4.0	4.0	4.0	4.0	4.0	4.5	4.6	4.3	4.3	4.6	4.5	4.5
Criminal justice	4.3	4.3	4.3	4.3	3.6	3.6	3.6	3.8	3.8	3.7	3.7	3.7
Security and safety	6.4	6.6	6.8	6.9	6.9	7.0	7.1	7.3	7.6	7.7	7.2	7.4
Homicide	8.5	8.5	8.5	8.1	8.1	8.1	8.1	8.4	8.4	8.4	8.4	8.4
Disappearances, conflicts, terrorism	4.4	4.6	5.0	5.8	5.8	6.0	6.1	6.1	6.7	6.9	6.0	6.3
Movement	6.8	7.0	7.1	7.1	7.1	7.0	7.0	7.1	6.8	6.8	6.8	6.8
Freedom of movement (V-Dem)	8.7	9.0	9.2	9.2	9.2	9.1	9.0	9.1	8.6	8.5	8.7	8.7
Freedom of movement (CLD)	5.0	5.0	5.0	5.0	5.0	5.0	5.0	5.0	5.0	5.0	5.0	5.0
Religion	7.2	7.2	7.8	7.8	7.8	7.9	7.9	7.9	7.1	7.3	7.2	7.2
Freedom of religion	8.2	8.2	9.4	9.4	9.4	9.8	9.8	9.8	8.2	8.6	8.3	8.3
Religious organization repression	6.2	6.2	6.2	6.2	6.2	6.0	6.0	6.0	6.0	6.0	6.0	6.0
Association, assembly, civil society	5.1	5.3	5.6	5.6	5.6	5.5	5.2	5.2	5.2	5.1	5.3	4.7
Civil society entry and exit	4.9	5.2	5.4	5.4	5.4	4.5	4.2	4.2	4.2	4.2	4.3	3.2
Freedom of assembly	3.5	3.8	3.8	3.8	3.8	4.2	4.2	4.2	4.2	3.8	3.8	3.8
Freedom to form/run political parties	8.7	8.6	8.6	8.6	8.6	8.6	8.6	8.6	8.6	8.6	8.6	8.5
Civil society repression	3.3	3.5	4.3	4.5	4.5	4.8	3.9	3.9	3.9	3.7	4.7	3.1
Expression and information	4.3	4.4	4.9	4.9	5.2	5.5	5.6	5.4	5.2	5.4	5.7	5.4
Press killed	7.6	7.6	7.6	7.6	10.0	10.0	10.0	10.0	10.0	10.0	10.0	10.0
Press jailed	10.0	10.0	10.0	10.0	10.0	10.0	10.0	10.0	10.0	10.0	10.0	10.0
Academic and cultural expression	2.5	2.5	2.5	2.5	2.5	2.5	2.5	2.5	2.5	2.5	2.5	2.5
Harassment of journalists	2.1	2.2	2.8	3.1	3.1	3.8	3.4	3.4	3.1	3.8	3.9	3.4
Government censorship effort	1.0	1.5	3.0	3.0	3.0	3.8	4.0	4.0	3.2	3.4	4.3	3.6
Internet censorship effort	5.8	6.0	6.5	6.5	6.5	7.4	7.4	7.2	5.9	7.4	7.6	7.6
Media self-censorship	2.2	2.4	2.4	2.4	2.4	3.0	3.0	2.8	2.8	2.7	3.1	2.8
Media freedom	3.8	3.9	4.9	4.9	4.9	4.7	4.7	4.7	4.7	4.6	5.3	4.7
Freedom of expression	4.0	4.0	4.5	4.5	4.5	4.5	5.0	4.5	5.0	4.5	4.5	4.5
Relationships	6.8	6.8	6.8	6.9	6.9	6.9	6.9	6.9	6.9	7.5	7.5	7.5
Same-sex relationships	5.0	5.0	5.0	5.0	5.0	5.0	5.0	5.0	5.0	5.0	5.0	5.0
Divorce	7.5	7.5	7.5	7.5	7.5	7.5	7.5	7.5	7.5	7.5	7.5	7.5
Inheritance rights	5.0	5.0	5.0	5.0	5.0	5.0	5.0	5.0	5.0	7.5	7.5	7.5
Female genital mutilation	9.5	9.5	9.5	10.0	10.0	10.0	10.0	10.0	10.0	10.0	10.0	10.0

Note: The data source V-Dem = Varieties of Democracy; the data source CLD = Civil Liberty Dataset.

METHODOLOGY AND SOURCES

PERSONAL FREEDOM

A. RULE OF LAW

Ai. Procedural justice

This component is calculated as an average of selected Rule of Law Index subfactors: “4.2 The right to life and security of the person is effectively guaranteed,” “4.3 Due process of law and rights of the accused,” and “4.6 Freedom from arbitrary interference with privacy is effectively guaranteed.” A continuous score ranges from 0 to 10, where a rating of 10 is assigned to countries with full adherence to the rule of law from the perspective of how ordinary people experience it and a 0 rating is assigned to countries with no adherence to the rule of law from the perspective of how ordinary people experience it.

Source: World Justice Project, *Rule of Law Index*.

Aii. Civil justice

This component is calculated as an average of selected Rule of Law Index subfactors: “7.1 People can access and afford civil justice,” “7.2 Civil justice is free of discrimination,” “7.3 Civil justice is free of corruption,” “7.4 Civil justice is free of improper government influence,” “7.5 Civil justice is not subject to unreasonable delay,” “7.6 Civil justice is effectively enforced,” and “7.7 Alternative dispute resolution is accessible, impartial, and effective.” A continuous score ranges from 0 to 10, where 0 means no adherence to the rule of law from the perspective of how ordinary people experience it and 10 means full adherence to the rule of law from the perspective of how ordinary people experience it.

Source: World Justice Project, *Rule of Law Index*.

Aiii. Criminal justice

This component is calculated as an average of selected Rule of Law Index subfactors: “8.1 Criminal investigation system is effective,” “8.2 Criminal adjudication system is timely and effective,” “8.3 Correctional system is effective in reducing criminal behavior,” “8.4 Criminal system is impartial,” “8.5 Criminal system is free of corruption,” “8.6 Criminal system is free of improper government influence,” and “8.7 Due process of law and rights of the accused.” A continuous score ranges from 0 to 10, where

Descriptions are based on material from the data sources and, in some cases, use the same wording.

0 means no adherence to the rule of law from the perspective of how ordinary people experience it and 10 means full adherence to the rule of law from the perspective of how ordinary people experience it.

Source: World Justice Project, *Rule of Law Index*.

B. SECURITY AND SAFETY

Bi. Homicide

This component is based on the United Nations (UN) Office on Drugs and Crime's data on the intentional homicides per 100,000 population. Countries with more homicides per 100,000 population received lower ratings. A rating of 10 would have been assigned to countries with no homicides per 100,000 population. A rating of 0 was assigned to countries with 34.4 homicides or more per 100,000 population. Countries with homicides between 0 and 34.4 homicides per 100,000 population received corresponding ratings between 10 and 0. A value of 34.4 homicides per 100,000 population corresponds to the 95th percentile country from 2006 to 2011.

Source: UN Office on Drugs and Crime, Intentional Homicide database.

Bii. Disappearances, conflicts, and terrorism

Bii(a). Disappearances

This subcomponent is based on the CI-RIGHTS Dataset on disappearances. Countries with more disappearances received lower ratings. A rating of 10 was assigned to countries with no disappearances. A rating of 5 was assigned to countries with disappearances occurring occasionally. A rating of 0 was assigned to countries with frequently occurring disappearances.

Source: David Cingranelli and Mikhail Filippov, CI-RIGHTS Dataset.

Bii(b). Violent conflicts

This subcomponent is based on the Uppsala Conflict Data Program's data on battle-related deaths per one million population. It measures battle-related deaths from armed-conflict behavior between warring parties in a conflict dyad, be it state based or non-state based. In state-based conflicts, the violence must be directly related to an incompatibility (of the positions of the conflicting parties regarding government or territory)—that is, carried out with the purpose of realizing the goal of the incompatibility and having resulted in deaths. In non-state-based conflicts, the violence does not have to be related to an incompatibility but must take place between warring parties and result in deaths. All deaths—military as well as civilian—are counted as battle-related deaths. Countries with more battle-related deaths per one million population received lower ratings. A rating of 10 was assigned to countries with no battle-related deaths per one million population. A rating of 0 was assigned to countries with 18.2 or more battle-related deaths per one million

population. Countries with battle-related deaths between 0 and 18.2 received corresponding ratings between 10 and 0. A value of 18.2 corresponds to the value of the 95th percentile country in 2008. Source: Uppsala Conflict Data Program, Battle-Related Deaths Dataset.

Bii(c). Organized conflicts

This subcomponent is based on the Economist Intelligence Unit's qualitative assessment of the intensity of conflicts within the country. Countries with higher intensity of conflicts received lower ratings. The Economist Intelligence Unit's 1–5 scale is mapped to ratings of 10, 7.5, 5.0, 2.5, and 0. Source: Economist Intelligence Unit, Internal Organized Conflict Dataset.

Bii(d). Terrorism fatalities

This subcomponent is based on the University of Maryland's Global Terrorism Database on confirmed terrorism fatalities. The number includes all victims and attackers who died as a direct result of the incident. Countries with more confirmed terrorism fatalities per one million population received lower ratings. A rating of 10 was assigned to countries with no confirmed fatalities per one million population. A rating of 0 was assigned to countries with 5.96 or more confirmed terrorism fatalities per one million population. Countries with terrorism fatalities between 0 and 5.96 per one million received corresponding ratings between 10 and 0. A value of 5.96 corresponds to the value of the 95th percentile country in 2008. Source: University of Maryland, Global Terrorism Database.

Bii(e). Terrorism injuries

This subcomponent is based on the University of Maryland's Global Terrorism Database on the confirmed terrorism nonfatal injuries to both perpetrators and victims. A rating of 10 was assigned to countries with no confirmed terrorism nonfatal injuries per one million population. A rating of 0 was assigned to countries with 11.11 or more confirmed terrorism nonfatal injuries per one million population. Countries with confirmed terrorism nonfatal injuries between 0 and 11.11 received corresponding ratings between 10 and 0. A value of 11.11 corresponds to the value of the 95th percentile country in 2008. Source: University of Maryland, Global Terrorism Database.

Bii(f). Freedom from torture

This component is from this V-Dem database question: Is there freedom from torture?

Responses:

- 0: Not respected by public authorities. Torture is practiced systematically and is incited and approved by the leaders of government.

1: Weakly respected by public authorities. Torture is practiced frequently but is often not incited or approved by top leaders of government. At the same time, leaders of government are not actively working to prevent it.

2: Somewhat. Torture is practiced occasionally but is typically not approved by top leaders of government.

3: Mostly respected by public authorities. Torture is practiced in a few isolated cases but is not incited or approved by top government leaders.

4: Fully respected by public authorities. Torture is nonexistent.

The version of the data is the “original scale” variable found in the V-Dem dataset. The data were multiplied by 2.5 for conversion to the 0-to-10 scale.

Source: V-Dem Institute, *Varieties of Democracy*.

Bii(g). Freedom from political killings

This component is from this V-Dem database question: Is there freedom from political killings?

Responses:

0: Not respected by public authorities. Political killings are practiced systematically and they are typically incited and approved by top leaders of government.

1: Weakly respected by public authorities. Political killings are practiced frequently and top leaders of government are not actively working to prevent them.

2: Somewhat respected by public authorities. Political killings are practiced occasionally but they are typically not incited and approved by top leaders of government.

3: Mostly respected by public authorities. Political killings are practiced in a few isolated cases but they are not incited or approved by top leaders of government.

4: Fully respected by public authorities. Political killings are nonexistent.

The version of the data is the “original scale” variable found in the V-Dem dataset. The data were multiplied by 2.5 for conversion to the 0-to-10 scale.

Source: V-Dem Institute, *Varieties of Democracy*.

C. MOVEMENT

Ci. Freedom of movement

Ci(a). Freedom of foreign movement

This component is from this V-Dem database question: Is there freedom of foreign travel and emigration?

Responses:

0: Not respected by public authorities. Citizens are rarely allowed to emigrate or travel out of the

country. Transgressors (or their families) are severely punished. People discredited by the public authorities are routinely exiled or prohibited from traveling.

1: Weakly respected by public authorities. The public authorities systematically restrict the right to travel, especially for political opponents or particular social groups. This can take the form of general restrictions on the duration of stays abroad or delays/refusals of visas.

2: Somewhat respected by the public authorities. The right to travel for leading political opponents or particular social groups is occasionally restricted but ordinary citizens only met minor restrictions.

3: Mostly respected by public authorities. Limitations on freedom of movement and residence are not directed at political opponents but minor restrictions exist. For example, exit visas may be required and citizens may be prohibited from traveling outside the country when accompanied by other members of their family.

4: Fully respected by the government. The freedom of citizens to travel from and to the country, and to emigrate and repatriate, is not restricted by public authorities.

The version of the data is the “original scale” variable found in the V-Dem dataset. The data were multiplied by 2.5 for conversion to the 0-to-10 scale.

Source: V-Dem Institute, *Varieties of Democracy*.

Ci(b). Freedom of movement for men

This component is from this V-Dem database question: Do men enjoy freedom of movement within the country?

Responses:

0: Virtually no men enjoy full freedom of movement (e.g., North Korea).

1: Some men enjoy full freedom of movement, but most do not (e.g., apartheid South Africa).

2: Most men enjoy some freedom of movement but a sizeable minority does not. Alternatively, all men enjoy partial freedom of movement.

3: Most men enjoy full freedom of movement but a small minority does not.

4: Virtually all men enjoy full freedom of movement.

The version of the data is the “original scale” variable found in the V-Dem dataset. The data were multiplied by 2.5 for conversion to the 0-to-10 scale.

Source: V-Dem Institute, *Varieties of Democracy*.

Ci(c). Freedom of movement for women

This component is from this V-Dem database question: Do women enjoy freedom of movement within the country?

Responses:

- 0: Virtually no women enjoy full freedom of movement (e.g., North Korea or Afghanistan under the Taliban).
- 1: Some women enjoy full freedom of movement, but most do not (e.g., apartheid South Africa).
- 2: Most women enjoy some freedom of movement but a sizeable minority does not. Alternatively, all women enjoy partial freedom of movement.
- 3: Most women enjoy full freedom of movement but a small minority does not.
- 4: Virtually all women enjoy full freedom of movement.

The version of the data is the “original scale” variable found in the V-Dem dataset. The data were multiplied by 2.5 for conversion to the 0-to-10 scale.

Source: V-Dem Institute, *Varieties of Democracy*.

Cii. Freedom of movement

This component specifies the extent to which individuals and groups have freedom of movement and residence, that is, the right of the citizens to settle and travel within their country as well as to leave and return to their country of own choice without being subject to actual limitations or restrictions.

Component scale:

- (1) Severely restricted. Hardly any freedom of movement exists. As a rule, citizens are not allowed to choose their place of residence and to travel within and out of the country.
- (2) Fairly restricted. Some elements of foreign travel, residence, and/or domestic travel of own choice exist but numerous individuals, often belonging to specific groups, are exposed to a variety of prohibitions.
- (3) Modestly restricted. There are minor restraints on the freedom of travel and/or residence, predominantly limited to a few isolated cases, but as a rule there are no prohibitions.
- (4) Unrestricted. Unhampered freedom of movement and residence exist.

The data were multiplied by 2.5 for conversion to the 0-to-10 scale.

Source: Svend-Erik Skaaning, Civil Liberty Dataset, 2020, <https://doi.org/10.7910/DVN/0TKJWX>, Harvard Dataverse, V2.5.

D. RELIGION**Di. Freedom of religion****Di(a). Freedom of religion**

This indicator specifies the extent to which individuals and groups have the right to choose a religion, change their religion, and practice that religion in private or in public as well as to proselytize peacefully without being

subject to restrictions by public authorities.

Responses:

0: Not respected by public authorities. Hardly any freedom of religion exists. Any kind of religious practice is outlawed or at least controlled by the government to the extent that religious leaders are appointed by and subjected to public authorities, who control the activities of religious communities in some detail.

1: Weakly respected by public authorities. Some elements of autonomous organized religious practices exist and are officially recognized. But significant religious communities are repressed, prohibited, or systematically disabled; voluntary conversions are restricted; and instances of discrimination or intimidation of individuals or groups due to their religion are common.

2: Somewhat respected by public authorities. Autonomous organized religious practices exist and are officially recognized. Yet minor religious communities are repressed, prohibited, or systematically disabled, and/or instances of discrimination or intimidation of individuals or groups due to their religion occur occasionally.

3: Mostly respected by public authorities. There are minor restrictions on the freedom of religion, predominantly limited to a few isolated cases. Minority religions face denial of registration, hindrance of foreign missionaries from entering the country, restrictions against proselytizing, or hindrance to access to or construction of places of worship.

4: Fully respected by public authorities. The population enjoys the right to practice any religious belief they choose. Religious groups may organize, select, and train personnel; solicit and receive contributions; publish; and engage in consultations without undue interference. If religious communities have to register, public authorities do not abuse the process to discriminate against a religion and do not constrain the right to worship before registration.

The version of the data is the “original scale” variable found in the V-Dem dataset. The data were multiplied by 2.5 for conversion to the 0-to-10 scale.

Source: V-Dem Institute, *Varieties of Democracy*.

Di(b). Freedom of religion

This component specifies the extent to which individuals and groups have freedom of thought, conscience, and religion, that is, the right of the citizens to have and change their religion or belief of own choice and alone or in community manifest their religion or belief in practice, worship, observance, and teaching in private or public as well as proselytize peacefully without being subject to actual limitations or restrictions.

Component scale:

(1) Severely restricted. Hardly any freedom of religion exists. As a rule, any kind of religious

practice is controlled by the government and harshly suppressed.

(2) Fairly restricted. Some elements of autonomous organized religious practices exist and are officially recognized, but major religious directions are repressed, prohibited, or systematically disabled.

(3) Modestly restricted. There are minor restraints on the freedom of religion, predominantly limited to a few isolated cases, but as a rule there are no interventions or prohibitions on communities or individual worshippers.

(4) Unrestricted. Unhampered freedom of religion exists.

The data were multiplied by 2.5 for conversion to the 0-to-10 scale.

Source: Skaaning, Civil Liberty Dataset.

Dii. Religious organization repression

This component is from this V-Dem database question: Does the government attempt to repress religious organizations?

Responses:

0: Severely. The government violently and actively pursues all real and even some imagined members of religious organizations. It seeks not only to deter the activity of such groups but also to effectively liquidate them. Examples include Stalinist Russia and Maoist China.

1: Substantially. In addition to the kinds of harassment outlined in 2 and 3 below, the government also arrests, tries, and imprisons leaders of and participants in oppositional religious organizations who have acted lawfully. Other sanctions include disruption of public gatherings and violent sanctions of activists (beatings, threats to families, destruction of valuable property).

2: Moderately. In addition to material sanctions outlined in 3 below, the government also engages in minor legal harassment (detentions, short-term incarceration) to dissuade religious organizations from acting or expressing themselves. The government may also restrict the scope of their actions through measures that restrict association of religious civil society organizations with each other or political parties, bar religious civil society organizations from taking certain actions, or block international contacts.

3: Weakly. The government uses material sanctions (fines, firings, denial of social services) to deter oppositional religious organizations from acting or expressing themselves. They may also use burdensome registration or incorporation procedures to slow the formation of new religious civil society organizations and sidetrack them from engagement. The government may also organize parallel religious organizations to crowd out independent religious organizations.

4: No. Religious civil society organizations are free to organize, associate, strike, express themselves,

and criticize the government without fear of government sanctions or harassment.

The version of the data is the “original scale” variable found in the V-Dem dataset. The data were multiplied by 2.5 for conversion to the 0-to-10 scale.

Source: V-Dem Institute, *Varieties of Democracy*.

E. ASSOCIATION, ASSEMBLY, AND CIVIL SOCIETY

Ei. Civil society entry and exit

This component is from this V-Dem database question: To what extent does the government achieve control over entry and exit by civil society organizations (CSOs) into public life?

Responses:

0: Monopolistic control. The government exercises an explicit monopoly over CSOs. The only organizations allowed to engage in political activity such as endorsing parties or politicians, sponsoring public issues forums, organizing rallies or demonstrations, engaging in strikes, or publicly commenting on public officials and policies are government-sponsored organizations. The government actively represses those who attempt to defy its monopoly on political activity.

1: Substantial control. The government licenses all CSOs and uses political criteria to bar organizations that are likely to oppose the government. There are at least some citizen-based organizations that play a limited role in politics independent of the government. The government actively represses those who attempt to flout its political criteria and bars them from any political activity.

2: Moderate control. Whether the government ban on independent CSOs is partial or full, some prohibited organizations manage to play an active political role. Despite its ban on organizations of this sort, the government does not or cannot repress them, due to either its weakness or political expedience.

3: Minimal control. Whether or not the government licenses CSOs, there exist constitutional provisions that allow the government to ban organizations or movements that have a history of anti-democratic action in the past (e.g., the banning of neo-fascist or communist organizations in the Federal Republic of Germany). Such banning takes place under strict rule of law and conditions of judicial independence.

4: Unconstrained. Whether or not the government licenses CSOs, the government does not impede their formation and operation unless they are engaged in activities to violently overthrow the government.

The version of the data is the “original scale” variable found in the V-Dem dataset. The data were multiplied by 2.5 for conversion to the 0-to-10 scale.

Source: V-Dem Institute, *Varieties of Democracy*.

Eii. Freedom of assembly**Eii(a). Freedom of assembly**

This component is from the E1 category in the *Freedom in the World* methodology: Is there freedom of assembly? Questions include the following: Are peaceful protests, particularly those of a political nature, banned or severely restricted? Are the legal requirements to obtain permission to hold peaceful demonstrations particularly cumbersome or time-consuming? Are participants in peaceful demonstrations intimidated, arrested, or assaulted? Are peaceful protesters detained by police in order to prevent them from engaging in such actions? Are organizers blocked from using online media to plan or carry out a protest, for example through DDoS [distributed denial-of-service] attacks or wholesale blackouts of internet or mobile services? Are similar restrictions and obstacles used to impede other public events, such as conferences, panel discussions, and town hall-style meetings? Are public petitions, in which citizens gather signatures to support a particular policy or initiative, banned or severely restricted?

The data, which run from 0-to-4, were multiplied by 2.5 for conversion to the 0-to-10 scale.

Source: Freedom House, *Freedom in the World*.

Eii(b). Freedom of assembly

This component is from the 2.3 category in the Transformation Index methodology: To what extent can individuals form and join independent political or civic groups? To what extent can these groups operate and assemble freely?

When assessing the degree of freedom of association and assembly, please consider the following: if the constitution guarantees freedom of association and assembly, and if these laws are enforced, if there are severe restrictions on assembly and association for all citizens or for particular groups, if the government uses intimidation, harassment, or threats of retaliation to prevent citizens from exercising the rights to association and assembly (e.g., by arbitrarily arresting, detaining, and imprisoning peaceful demonstrators or using excessive force), if the government uses transparent and nondiscriminatory criteria in evaluating requests for permits to associate and/or assemble, and if groups are able to operate free from unwarranted state intrusion or interference in their affairs.

Scoring:

10: Association and assembly rights are guaranteed against interference or government restrictions.

Residents and civic groups can fully exercise these rights.

7: Association and assembly rights are occasionally subject to interference or government restrictions, but generally there are no outright prohibitions of independent political or civic groups.

4: Association and assembly rights are often subject to interference or government restrictions.

Residents and civic groups that do not support the government often cannot exercise these rights.

1: Association and assembly rights are denied. Independent civic groups do not exist or are prohibited.

The scale found in the source's dataset was used when constructing the *Human Freedom Index*.

Source: Bertelsmann Stiftung, Transformation Index.

Eii(c). Freedom of assembly

This component specifies the extent to which individuals and groups have freedom of assembly and association, that is, the right of the citizens to gather freely and carry out peaceful demonstrations as well as to join, form, and participate with other persons in political parties, cultural organizations, trade unions, or the like of their choice without being subject to actual limitations or restrictions.

Component scale:

- (1) Severely restricted. Hardly any freedom of association and assembly exists. As a rule, politically relevant civic organizations and attempts to assemble do not exist or are harshly suppressed.
- (2) Fairly restricted. Some elements of civic organizations exist, but oppositional organizations with relevance for governance are prohibited, disabled, or systematically repressed and demonstrations critical of the government are exposed to numerous interventions and prohibitions.
- (3) Modestly restricted. There are minor restraints on the freedom of association and/or assembly, predominantly limited to a few isolated cases, but as a rule there are no interventions or prohibitions on parties, social organizations, or public meetings.
- (4) Unrestricted. Unhampered freedom of association and assembly exists.

The data were multiplied by 2.5 for conversion to the 0-to-10 scale.

Source: Skaaning, Civil Liberty Dataset.

Eiii. Freedom to form and run political parties

Eiii(a). Barriers to parties

This component is from this V-Dem database question: How restrictive are the barriers to forming a party? Clarification: Barriers include legal requirements such as requirements for membership or financial deposits, as well as harassment.

Responses:

- 0: Parties are not allowed.
- 1: It is impossible, or virtually impossible, for parties not affiliated with the government to form (legally).
- 2: There are significant obstacles (e.g., party leaders face high levels of regular political harassment by authorities).

3: There are modest barriers (e.g., party leaders face occasional political harassment by authorities).

4: There are no substantial barriers.

The version of the data is the “original scale” variable found in the V-Dem dataset. The data were multiplied by 2.5 for conversion to the 0-to-10 scale.

Source: V-Dem Institute, *Varieties of Democracy*.

Eiii(b). Party bans

This component is from this V-Dem database question: Are any parties banned? Clarification: This does not apply to parties that are barred from competing for failing to meet registration requirements or support thresholds.

Responses:

0: Yes. All parties except the state-sponsored party (and closely allied parties) are banned.

1: Yes. Elections are nonpartisan or there are no officially recognized parties.

2: Yes. Many parties are banned.

3: Yes. But only a few parties are banned.

4: No. No parties are officially banned.

The version of the data is the “original scale” variable found in the V-Dem dataset. The data were multiplied by 2.5 for conversion to the 0-to-10 scale.

Source: V-Dem Institute, *Varieties of Democracy*.

Eiii(c). Opposition parties autonomy

This component is from this V-Dem database question: Are opposition parties independent and autonomous of the ruling regime? Clarification: An opposition party is any party that is not part of the government (i.e., that has no control over the executive).

Responses:

0: Opposition parties are not allowed.

1: There are no autonomous, independent opposition parties. Opposition parties are either selected or co-opted by the ruling regime.

2: At least some opposition parties are autonomous and independent of the ruling regime.

3: Most significant opposition parties are autonomous and independent of the ruling regime.

4: All opposition parties are autonomous and independent of the ruling regime.

The version of the data is the “original scale” variable found in the V-Dem dataset. The data were multiplied by 2.5 for conversion to the 0-to-10 scale.

Source: V-Dem Institute, *Varieties of Democracy*.

Eiv. Civil society repression

This component is from this V-Dem database question: Does the government attempt to repress civil society organizations (CSOs)?

Responses:

- 0: Severely. The government violently and actively pursues all real and even some imagined members of CSOs. They seek not only to deter the activity of such groups but to effectively liquidate them. Examples include Stalinist Russia, Nazi Germany, and Maoist China.
- 1: Substantially. In addition to the kinds of harassment outlined in responses 2 and 3 below, the government also arrests, tries, and imprisons leaders of and participants in oppositional CSOs who have acted lawfully. Other sanctions include disruption of public gatherings and violent sanctions of activists (beatings, threats to families, destruction of valuable property). Examples include Mugabe's Zimbabwe, Poland under martial law, and Serbia under Milošević.
- 2: Moderately. In addition to material sanctions outlined in response 3 below, the government also engages in minor legal harassment (detentions, short-term incarceration) to dissuade CSOs from acting or expressing themselves. The government may also restrict the scope of their actions through measures that restrict association of civil society organizations with each other or political parties, bar civil society organizations from taking certain actions, or block international contacts. Examples include post-martial law Poland, Brazil in the early 1980s, and the late Franco period in Spain.
- 3: Weakly. The government uses material sanctions (fines, firings, denial of social services) to deter oppositional CSOs from acting or expressing themselves. They may also use burdensome registration or incorporation procedures to slow the formation of new civil society organizations and sidetrack them from engagement. The government may also organize government-organized movements or nongovernmental organizations (GONGOs) to crowd out independent organizations. One example would be Singapore in the post-Yew phase or Putin's Russia.
- 4: No. Civil society organizations are free to organize, associate, strike, express themselves, and to criticize the government without fear of government sanctions or harassment.

The version of the data is the "original scale" variable found in the V-Dem dataset. The data were multiplied by 2.5 for conversion to the 0-to-10 scale.

Source: V-Dem Institute, *Varieties of Democracy*.

F. EXPRESSION AND INFORMATION**Fi. Press killed**

This component measures journalists killed covering news or offering comment on public affairs in print, in photographs, on radio, on television, or online. As such, the component includes writers, editors, publishers,

producers, technicians, photographers, camera operators, and directors of news organizations. Countries with 3.4 or more journalists killed over the previous five years per 10 million population earn a rating of 0. Countries with no journalists killed over the previous five years earn a 10. Countries with more than zero journalists killed over the previous five years but fewer than 3.4 per 10 million population earn a corresponding rating between 10 and 0. A value of 3.4 per 10 million corresponds to the number killed in the 95th percentile country from 2004 to 2008.

Source: Committee to Protect Journalists, Killed Census.

Fii. Press jailed

This component measures journalists imprisoned for covering news or offering comment on public affairs in print, in photographs, on radio, on television, or online. As such, the component includes writers, editors, publishers, producers, technicians, photographers, camera operators, and directors of news organizations. Countries with 4.1 or more journalists imprisoned over the previous five years per 10 million earn a rating of 0. Countries with no journalists imprisoned over the previous five years earn a 10. Countries with more than zero journalists imprisoned over the previous five years but fewer than 4.1 per 10 million earn a corresponding rating between 10 and 0. A value of 4.1 per 10 million corresponds to the number jailed in the 95th percentile country from 2004 to 2008.

Source: Committee to Protect Journalists, Prison Census.

Fiii. Freedom of academic and cultural expression

This component is from this V-Dem database question: Are there academic freedom and freedom of cultural expression related to political issues?

Responses:

- 0: Not respected by public authorities. Censorship and intimidation are frequent. Academic activities and cultural expressions are severely restricted or controlled by the government.
- 1: Weakly respected by public authorities. Academic freedom and freedom of cultural expression are practiced occasionally, but direct criticism of the government is mostly met with repression.
- 2: Somewhat respected by public authorities. Academic freedom and freedom of cultural expression are practiced routinely, but strong criticism of the government is sometimes met with repression.
- 3: Mostly respected by public authorities. There are few limitations on academic freedom and freedom of cultural expression, and resulting sanctions tend to be infrequent and soft.
- 4: Fully respected by public authorities. There are no restrictions on academic freedom or cultural expression.

The version of the data is the “original scale” variable found in the V-Dem dataset. The data were multiplied by 2.5 for conversion to the 0-to-10 scale.

Source: V-Dem Institute, *Varieties of Democracy*.

Fiv. Harassment of journalists

This component is from this V-Dem database question: Are individual journalists harassed (i.e., threatened with libel, arrested, imprisoned, beaten, or killed) by governmental or powerful nongovernmental actors while engaged in legitimate journalistic activities?

Responses:

- 0: No journalists dare to engage in journalistic activities that would offend powerful actors because harassment or worse would be certain to occur.
- 1: Some journalists occasionally offend powerful actors but they are almost always harassed or worse and eventually are forced to stop.
- 2: Some journalists who offend powerful actors are forced to stop but others manage to continue practicing journalism freely for long periods of time.
- 3: It is rare for any journalist to be harassed for offending powerful actors, and if this were to happen, those responsible for the harassment would be identified and punished.
- 4: Journalists are never harassed by governmental or powerful nongovernmental actors while engaged in legitimate journalistic activities.

The version of the data is the “original scale” variable found in the V-Dem dataset. The data were multiplied by 2.5 for conversion to the 0-to-10 scale.

Source: V-Dem Institute, *Varieties of Democracy*.

Fv. Government censorship effort

This component is from this V-Dem database question: Does the government directly or indirectly attempt to censor the print or broadcast media?

Responses:

- 0: Attempts to censor are direct and routine.
- 1: Attempts to censor are indirect but nevertheless routine.
- 2: Attempts to censor are direct but limited to especially sensitive issues.
- 3: Attempts to censor are indirect and limited to especially sensitive issues.
- 4: The government rarely attempts to censor major media in any way, and when such exceptional attempts are discovered, the responsible officials are usually punished.

The version of the data is the “original scale” variable found in the V-Dem dataset. The data were multiplied by 2.5 for conversion to the 0-to-10 scale.

Source: V-Dem Institute, *Varieties of Democracy*.

Fvi. Internet censorship effort

This component is from this V-Dem database question: Does the government attempt to censor information (text, audio, or visuals) on the internet?

Responses:

- 0: The government successfully blocks internet access except to sites that are pro-government or devoid of political content.
- 1: The government attempts to block internet access except to sites that are pro-government or devoid of political content, but many users are able to circumvent such controls.
- 2: The government allows internet access, including to some sites that are critical of the government, but blocks selected sites that deal with especially politically sensitive issues.
- 3: The government allows internet access that is unrestricted, with the exceptions mentioned above.

The version of the data is the “original scale” variable found in the V-Dem dataset. The data were multiplied by 2.5 for conversion to the 0-to-10 scale.

Source: V-Dem Institute, *Varieties of Democracy*.

Fvii. Media self-censorship

This component is from this V-Dem database question: Is there self-censorship among journalists when reporting on issues that the government considers politically sensitive?

Responses:

- 0: Self-censorship is complete and thorough.
- 1: Self-censorship is common but incomplete.
- 2: There is self-censorship on a few highly sensitive political issues but not on moderately sensitive issues.
- 3: There is little or no self-censorship among journalists.

The version of the data is the “original scale” variable found in the V-Dem dataset. The data were multiplied by 2.5 for conversion to the 0-to-10 scale.

Source: V-Dem Institute, *Varieties of Democracy*.

Fviii. Media freedom

This component is from the D1 category in the *Freedom in the World* methodology: Are there free and independent media? (Note: “Media” refers to all relevant sources of news and commentary—including formal print, broadcast, and online news outlets, as well as social media and communication applications when they are used to gather or disseminate news and commentary for the general public. The question also applies to artistic works in any medium.)

Questions include the following: Are the media directly or indirectly censored? Is self-censorship common among journalists (the term includes professional journalists, bloggers, and citizen journalists), especially when reporting on sensitive issues, including politics, social controversies, corruption, or the activities of powerful individuals? Are journalists subject to pressure or surveillance aimed at identifying their sources? Are libel, blasphemy, security, or other restrictive laws used to punish journalists who scrutinize government officials and policies or other powerful entities through either onerous fines or imprisonment? Is it a crime to insult the honor and dignity of the president and/or other government officials? How broad is the range of such prohibitions, and how vigorously are they enforced? If media outlets are dependent on the government for their financial survival, does the government condition funding on the outlets’ cooperation in promoting official points of view and/or denying access to opposition parties and civic critics? Do powerful private actors engage in similar practices? Do the owners of private media exert improper editorial control over journalists or publishers, skewing news coverage to suit their personal business or political interests? Is media coverage excessively partisan, with the majority of outlets consistently favoring either side of the political spectrum? Does the government attempt to influence media content and access through means including politically motivated awarding or suspension of broadcast frequencies and newspaper registrations, unfair control and influence over printing facilities and distribution networks, blackouts of internet or mobile service, selective distribution of advertising, onerous operating requirements, prohibitive tariffs, and bribery? Are journalists threatened, harassed online, arrested, imprisoned, beaten, or killed by government or nonstate actors for their legitimate journalistic activities, and if such cases occur, are they investigated and prosecuted fairly and expeditiously? Do women journalists encounter gender-specific obstacles to carrying out their work, including threats of sexual violence or strict gender segregation? Are works of literature, art, music, or other forms of cultural expression censored or banned for political purposes? For the years 2017 and 2018, we translate Freedom House’s 0–4 scale by simply multiplying by 2.5 such that the minimum score given is 0 and the maximum score given is 10. Earlier years’ data were reported continuously over the interval.

Source: Freedom House, *Freedom in the World*.

Fix. Freedom of expression**Fix(a). Freedom of expression**

This component is from the 2.4 category in the Transformation Index methodology: To what extent can citizens, organizations, and the mass media express opinions freely? When assessing the degree of freedom of expression, please consider the following: if the constitution guarantees freedom of expression, and if these laws are enforced, if individuals, organizations, or media are harassed or physically threatened by either the state or influential interest groups and if there are cases of assault against dissenting media or critical journalists, if the state practices censorship, or if journalists practice self-censorship, if penal code, security laws, or penalties for libeling state officials are enacted to intimidate dissenting opinion, if freedom of information legislation is in place and effective, and if the structure of the media system provides for a plurality of opinions.

Scoring:

10: Freedom of expression is guaranteed against interference or government restrictions.

Individuals, groups, and the press can fully exercise these rights.

7: Freedom of expression is occasionally subject to interference or government restrictions, but there are generally no incidents of blatant intrusions like outright state censorship or media shutdowns.

4: Freedom of expression is often subject to interference or government restrictions. Distortion and manipulation shape matters of public debate.

1: Freedom of expression is denied. Independent media do not exist or are prohibited.

The scale found in the source's dataset was used when constructing the *Human Freedom Index*.

Source: Bertelsmann Stiftung, Transformation Index.

Fix(b). Freedom of expression

This component specifies the extent to which individual citizens, groups, and the media have freedom of opinion and expression, that is, the right of the citizens, groups, and press to hold views freely and to seek, obtain, and pass on information on political issues broadly understood without being subject to actual limitations or restrictions.

Component scale:

(1) Severely restricted. Hardly any freedom of opinion or expression exists. As a rule, political statements and press coverage independent and/or critical of the government do not exist or are harshly suppressed.

(2) Fairly restricted. Some elements of expression of political opinions and press coverage independent and critical of the government exist but are exposed to numerous interventions and prohibitions.

(3) Modestly restricted. There are minor restraints on the freedom of opinion and expression, predominantly limited to a few isolated cases, but as a rule there are no interventions and prohibitions on political statements and/or press coverage.

(4) Unrestricted. Unhampered freedom of opinion and expression exists.

The data were multiplied by 2.5 for conversion to the 0-to-10 scale.

Source: Skaaning, Civil Liberty Dataset.

G. RELATIONSHIPS

Gi. Same-sex relationships

Gi(a). Male-to-male relationships

This subcomponent is based on the International Lesbian, Gay, Bisexual, Trans and Intersex Association's Sexual Orientation Laws Dataset on male-to-male relationships. A rating of 10 was assigned to countries where male-to-male relationships are legal. A rating of 5 was assigned to countries where male-to-male relationships are legal only in some areas of the country. A rating of 0 was assigned to countries where male-to-male relationships are illegal.

Source: International Lesbian, Gay, Bisexual, Trans and Intersex Association, Sexual Orientation Laws Dataset.

Gi(b). Female-to-female relationships

This subcomponent is based on the International Lesbian, Gay, Bisexual, Trans and Intersex Association's Sexual Orientation Laws Dataset on female-to-female relationships. A rating of 10 was assigned to countries where female-to-female relationships are legal. A rating of 5 was assigned to countries where female-to-female relationships are legal only in some areas of the country. A rating of 0 was assigned to countries where female-to-female relationships are illegal.

Source: International Lesbian, Gay, Bisexual, Trans and Intersex Association, Sexual Orientation Laws Dataset.

Gii. Divorce

This component measures whether women and men have the same legal rights to initiate divorce and have the same requirements for divorce or annulment. A rating of 10 was assigned to countries where women have both the same rights to initiate divorce and the same requirements to finalize divorce or annulment as men, without negative repercussions on their parental authority. A rating of 7.5 was assigned to countries where women of all groups have both the same rights to initiate divorce and the same requirements to finalize divorce or annulment as men, without negative repercussions on their parental authority, but where

some customary, religious, or traditional laws or practices discriminate against women's rights regarding divorce and/or parental authority after divorce. A rating of 5 was assigned to countries where women have both the same rights to initiate divorce and the same requirements to finalize divorce or annulment as men, without negative repercussions on their parental authority, but where this right does not apply to all groups of women. A rating of 2.5 was assigned to countries where women do not have the same rights over divorce as men: either their rights to initiate divorce and/or the requirements to finalize divorce or annulment are unequal, or their parental authority after divorce is restricted. A rating of 0 was assigned to countries where women do not have the same rights over divorce as men: their rights to initiate divorce and/or the requirements to finalize divorce or annulment are unequal and their parental authority after divorce is restricted. For 2008–2016, this component is an average of two measurements: whether women and men have the same right to be the legal guardian of and have custody rights over a child after divorce and the extent to which women and men have the same rights to initiate divorce.

Source: Organisation for Economic Co-operation and Development (OECD), *Social Institutions and Gender Index*.

Giii. Inheritance rights

This subcomponent measures whether women and men have the same legal rights to inheritance of land and non-land assets. A rating of 10 was applied to countries where widows and daughters enjoy the same rights as widowers and sons to inherit land and non-land assets. A rating of 7.5 was assigned to countries where widows and daughters in all groups enjoy the same rights as widowers and sons to inherit land and non-land assets but where some customary, religious, or traditional laws discriminate against women's inheritance rights. A rating of 5 was assigned to countries where widows and daughters enjoy the same rights as widowers and sons to inherit land and non-land assets but where this right does not apply to all groups of women. A rating of 2.5 was assigned to countries where widows or daughters do not enjoy the same rights as widowers and sons to inherit land and/or non-land assets. A rating of 0 was applied to countries where both widows and daughters do not enjoy the same rights as widowers and sons to inherit land and/or non-land assets. For 2008–2016, this subcomponent is an average of two measurements: inheritance rights of widows and inheritance rights of daughters.

Source: Organisation for Economic Co-operation and Development (OECD), *Social Institutions and Gender Index*.

Giv. Female genital mutilation

This subcomponent measures the percentage of women ages 15–49 years in the country who have undergone any type of female genital mutilation. A continuous score ranges from 0 to 10, where a rating of

10 was assigned to countries with no prevalence of female genital mutilation and a rating of 0 was assigned to countries with complete prevalence of female genital mutilation.

Source: United Nations Children's Fund (UNICEF), Global Database.

ECONOMIC FREEDOM

A. SIZE OF GOVERNMENT

Ai. Government consumption

This component is measured as general government consumption spending as a percentage of total consumption. The rating for this component, as with many of the following components, is designed to mirror the actual distribution of the raw data but on a 0-to-10 scale. The rating is equal to: $(V_{\max} - V_i) / (V_{\max} - V_{\min})$ multiplied by 10. The V_i is the country's actual government consumption as a proportion of total consumption, while the V_{\max} and V_{\min} were set at 40 and 6, respectively. The 1990 data were used to derive the maximum and minimum values for this component. Countries with a larger proportion of government expenditures received lower ratings. In contrast, as the ratio approaches the maximum value, the ratio moves toward 0.

Sources: World Bank, World Development Indicators; International Monetary Fund, International Financial Statistics; United Nations National Accounts.

Aii. Transfers and subsidies

This component is measured as general government transfers and subsidies as a share of GDP. The rating for this component is equal to: $(V_{\max} - V_i) / (V_{\max} - V_{\min})$ multiplied by 10. The V_i is the country's ratio of transfers and subsidies to GDP, while the V_{\max} and V_{\min} values are set at 37.2 and 0.5, respectively. The 1990 data were used to derive the maximum and minimum values for this component. The formula will generate lower ratings for countries with larger transfer sectors. When the size of a country's transfer sector approaches that of the country with the largest transfer sector during the 1990 benchmark year, the rating of the country will approach 0.

Sources: International Monetary Fund, Government Finance Statistics Yearbook; World Bank, World Development Indicators; International Monetary Fund, International Financial Statistics; United Nations National Accounts.

Aiii. Government investment

Data on government investment as a share of total investment were used to construct the 0-to-10 ratings. Countries with more government enterprises and government investment received lower ratings. The rating for this component is equal to: $(V_{\max} - V_i) / (V_{\max} - V_{\min})$ multiplied by 10. The V_i is the country's ratio

of transfers and subsidies to GDP, while the V_{\max} and V_{\min} values are set at 50.0 and 15.0, respectively. Minimum and maximum values were chosen to match the methodology of earlier years, which had categorized regimes instead of mapping data to a linear scale.

Sources: International Monetary Fund, Investment and Capital Stock Dataset; World Bank, World Development Indicators; Organisation for Economic Co-operation and Development, OECD Data.

Aiv. Top marginal tax rate

Aiv(a). Top marginal income tax rate

Countries with higher marginal tax rates that take effect at lower income thresholds received lower ratings based on the matrix on page 252 in James Gwartney et al., *Economic Freedom of the World: 2021 Annual Report* (Vancouver: Fraser Institute, 2021). The income threshold data were converted from local currency to 1982/1984 U.S. dollars (using beginning-of-year exchange rates and the U.S. Consumer Price Index). These figures include subnational rates if applicable.

Aiv(b). Top marginal income and payroll tax rates

Countries with higher marginal income and payroll (wage) tax rates that take effect at lower income thresholds received lower ratings based on the matrix on page 252 in James Gwartney et al., *Economic Freedom of the World: 2021 Annual Report* (Vancouver: Fraser Institute, 2021). The income threshold data were converted from local currency to 1983 U.S. dollars (using beginning-of-year exchange rates and the U.S. Consumer Price Index). These figures include subnational rates if applicable.

Sources: PricewaterhouseCoopers, Worldwide Tax Summaries Online; PricewaterhouseCoopers, Individual Taxes: *A Worldwide Summary* (various issues); Ernst & Young, *Worldwide Personal Tax and Immigration Guide* (various issues); Deloitte International Tax Source, *Guide to Fiscal Information: Key Economies in Africa* (various issues).

Av. State ownership of assets

This component is based on ratings from the *Varieties of Democracy* (V-Dem) data on State Ownership of the Economy, which “gauges the degree to which the state owns and controls capital (including land) in the industrial, agricultural, and service sectors. It does not measure the extent of government revenue and expenditure as a share of total output; indeed, it is quite common for states with expansive fiscal policies to exercise little direct control (and virtually no ownership) over the economy.” We used the “original scale (*osp)” data from V-Dem for this variable and for all V-Dem-based variables to follow. The *osp version of the V-Dem data translates V-Dem’s measurement model to the variable’s original interval in a linear form. To score this variable here, we set the rating equal to: $(V_i - V_{\min}) / (V_{\max} - V_{\min})$ multiplied by 10. The V_i

is the country's state ownership score, while the V_{\max} and V_{\min} were set at 4.0 and 0, respectively. Countries with greater government ownership of assets get lower scores.

Source: V-Dem Institute, *Varieties of Democracy*.

B. LEGAL SYSTEM AND PROPERTY RIGHTS

Note: The ratings for the Legal System and Property Rights category are adjusted to reflect inequalities in the legal treatment of women. See chapter 1 (pp. 5 ff) of James Gwartney et al., *Economic Freedom of the World: 2021 Annual Report* (Vancouver: Fraser Institute, 2021) and Rosemarie Fike's chapter 3, "Adjusting for Gender Disparity in Economic Freedom and Why It Matters," in *Economic Freedom of the World: 2017 Annual Report*, pp.189–211, for methodological details.

Bi. Judicial independence

The first source of this component is from the *Global Competitiveness Report* question: "Is the judiciary in your country independent from political influences of members of government, citizens, or firms? No—heavily influenced (= 1) or Yes—entirely independent (= 7)." The question's wording has varied slightly over the years. All variables from the *Global Competitiveness Report* were converted from the original 1-to-7 scale to a 0-to-10 scale using this formula: $EFWi = ((GCRi - 1) \div 6) \times 10$. The second source is a collection of questions from the V-Dem dataset, namely: Judicial Purges, Government Attacks on the Judiciary, Court Packing, High Court Independence, and Low Court Independence. Each of the V-Dem variables is individually rated using the formula $(V_i - V_{\min}) / (V_{\max} - V_{\min})$ multiplied by 10. The V_i is the country's V-Dem score according to V-Dem. For Judicial Purges, Government Attacks on the Judiciary, High Court Independence, and Low Court Independence, V_{\max} and V_{\min} were set at 4.0 and 0, respectively. For Court Packing, V_{\max} and V_{\min} were set at 3.0 and 0, respectively. All five scores are then averaged. The third data source originates with Linzer and Staton (2015). This data source scores on a 0-to-1 scale, so it was multiplied by 10 to place it on the scale of the other variables. The final number is the average of whichever of these three sources are available.

Source: World Economic Forum, *Global Competitiveness Report*; V-Dem Institute, *Varieties of Democracy*; Drew Linzer and Jeffrey Staton, "A Global Measure of Judicial Independence: 1900–2015," *Journal of Law and Courts* 3, no. 2 (2015): 223–56. The most recent version of the dataset can be found at <https://dataverse.harvard.edu/dataset.xhtml?persistentId=doi:10.7910/DVN/NFXWUO>.

Bii. Impartial courts

The first source of this component is from the *Global Competitiveness Report* question: "The legal framework in your country for private businesses to settle disputes and challenge the legality of government actions

and/or regulations is inefficient and subject to manipulation (= 1) or is efficient and follows a clear, neutral process (= 7).” The question’s wording has varied slightly over the years. The second source of this component is Judicial Corrupt Decision from the V-Dem dataset, which has been scaled to earlier Impartial Courts data via regression. The third is the Rule of Law indicator found in the Worldwide Governance Indicators. The formula used to calculate the 0-to-10 ratings was $(V_i - V_{\min}) / (V_{\max} - V_{\min})$ multiplied by 10. V_i represents the component value. The values for V_{\max} and V_{\min} were set at 2.5 and -2.5, respectively. Countries with values outside the V_{\max} and V_{\min} range received ratings of either 0 or 10, accordingly. The final number is the average of whichever of these three sources are available.

Sources: World Economic Forum, *Global Competitiveness Report*; World Bank, Worldwide Governance Indicators; V-Dem Institute, *Varieties of Democracy*.

Biii. Protection of property rights

The first source of this component is the *Global Competitiveness Report* question: “Property rights, including over financial assets, are poorly defined and not protected by law (= 1) or are clearly defined and well protected by law (= 7).” The second source is Property Rights and Rule-Based Governance from *Country Policy and Institutional Assessment* data from the World Bank. This has been scaled to the Legal System and Property Rights data via regression. The final number is whichever of these two sources is available or the average of the two.

Source: World Economic Forum, *Global Competitiveness Report*; World Bank, *Country Policy and Institutional Assessment*.

Biv. Military interference in rule of law and politics

This component is based on the *International Country Risk Guide* Political Risk Component G, Military in Politics: “A measure of the military’s involvement in politics. Since the military is not elected, involvement, even at a peripheral level, diminishes democratic accountability. Military involvement might stem from an external or internal threat, be symptomatic of underlying difficulties, or be a full-scale military takeover. Over the long term, a system of military government will almost certainly diminish effective governmental functioning, become corrupt, and create an uneasy environment for foreign businesses.”

Source: PRS Group, *International Country Risk Guide*.

Bv. Integrity of the legal system

The first source of this component is the *International Country Risk Guide* Political Risk Component I for Law and Order: “Two measures comprising one risk component. Each subcomponent equals half of the

total. The ‘law’ subcomponent assesses the strength and impartiality of the legal system, and the ‘order’ subcomponent assesses popular observance of the law.” The second source is Judicial Accountability, Compliance with the High Court, Judicial Review, Transparent Laws with Predictable Enforcement, and Access to Justice for Men from the V-Dem dataset. (An adjustment for the area as a whole is made later to account uniformly for gender disparities.) Each of the V-Dem variables is individually rated using the formula $(V_i - V_{\min}) / (V_{\max} - V_{\min})$ multiplied by 10. V_i is the country’s V-Dem score according to V-Dem, and V_{\max} and V_{\min} were set at 4.0 and 0, respectively. The five measures from V-Dem are then averaged. The final number is the average of whichever of the two sources are available.

Source: PRS Group, *International Country Risk Guide*; V-Dem Institute, *Varieties of Democracy*.

Bvi. Legal enforcement of contracts

This first source of this component is the World Bank’s *Doing Business* estimates for the time and money required to collect a debt. The debt is assumed to equal 200 percent of the country’s per capita income where the plaintiff has complied with the contract and judicial judgment is rendered in his favor. Zero-to-10 ratings were constructed for (1) the time cost (measured in number of calendar days required from the moment the lawsuit is filed until payment); and (2) the monetary cost of the case (measured as a percentage of the debt). These two ratings were then averaged to arrive at the final rating for this component. The formula used to calculate the 0-to-10 ratings was: $(V_{\max} - V_i) / (V_{\max} - V_{\min})$ multiplied by 10. V_i represents the time or money cost value. The values for V_{\max} and V_{\min} were set at 725 days and 82.3 percent (1.5 standard deviations above average in 2005) and 62 days (1.5 standard deviations below average in 2005) and 0 percent, respectively. Countries with values outside the range from V_{\max} to V_{\min} received ratings of either 0 or 10, accordingly. The second source of this component is Enforcement of Contracts from the Historical Ratings Research Package by Business Environment Risk Intelligence. The formula used to calculate the 0-to-10 ratings was: $(V_i - V_{\min}) / (V_{\max} - V_{\min})$ multiplied by 10. V_i represents the component value. The values for V_{\max} and V_{\min} were set at 4 and 0, which corresponds to the range of the variable. The final number is whichever of these two sources is available or the average of the two.

Sources: World Bank, *Doing Business*; Business Environment Risk Intelligence, Historical Ratings Research Package.

Bvii. Regulatory costs of the sale of real property

This component is based on the World Bank’s *Doing Business* data on the time measured in days and monetary costs required to transfer ownership of property that includes land and a warehouse. Zero-to-10 ratings were constructed for (1) the time cost (measured in the number of calendar days required to transfer ownership); and (2) the monetary cost of transferring ownership (measured as a percentage of the property

value). These two ratings were then averaged to arrive at the final rating for this component. The formula used to calculate the 0-to-10 ratings was $(V_{\max} - V_i) / (V_{\max} - V_{\min})$ multiplied by 10. V_i represents the time or money cost value. The values for V_{\max} and V_{\min} were set at 265 days and 15 percent (1.5 standard deviations above average in 2005) and 0 days and 0 percent, respectively. Countries with values outside the range from V_{\max} to V_{\min} received ratings of either 0 or 10, accordingly.

Source: World Bank, *Doing Business*.

Bviii. Reliability of police

This component is from the *Global Competitiveness Report* question: “To what extent can police services be relied upon to enforce law and order in your country? (1 = Cannot be relied upon at all; 7 = Can be completely relied upon).”

Source: World Economic Forum, *Global Competitiveness Report*.

C. SOUND MONEY

Ci. Money growth

This component measures the average annual growth of the money supply in the past five years minus average annual growth of real GDP in the past 10 years. Countries where growth of the money supply greatly exceeds growth of real output receive lower ratings. The M1 money supply (basically defined as checkable deposits plus currency in circulation) figures were used to measure the growth rate of the money supply. The rating is equal to $(V_{\max} - V_i) / (V_{\max} - V_{\min})$ multiplied by 10. V_i represents the average annual growth rate of the money supply during the past five years adjusted for the growth of real GDP during the previous 10 years. The values for V_{\min} and V_{\max} were set at 0 and 50 percent, respectively. Therefore, if the adjusted growth rate of the money supply during the past five years was 0, indicating that money growth was equal to the long-term growth of real output, the formula generates a rating of 10. Ratings decline as the adjusted growth of the money supply increases toward 50 percent. When the adjusted annual money growth is equal to (or greater than) 50 percent, a rating of 0 results.

Sources: World Bank, World Development Indicators; International Monetary Fund, International Financial Statistics; United Nations National Accounts.

Cii. Standard deviation of inflation

This component measures the standard deviation of the inflation rate over the past five years. Generally, the GDP deflator was used as the measure of inflation for this component. When those data were unavailable, the Consumer Price Index was used. The following formula was used to determine the 0-to-10 scale rating

for each country: $(V_{\max} - V_i) / (V_{\max} - V_{\min})$ multiplied by 10. V_i represents the country's standard deviation of the annual rate of inflation during the past five years. The values for V_{\min} and V_{\max} were set at 0 and 25 percent, respectively. This procedure will allocate the highest ratings to the countries with the least variation in the annual rate of inflation. A perfect 10 results when there is no variation in the rate of inflation over the five-year period. Ratings will decline toward 0 as the standard deviation of the inflation rate approaches 25 percent annually

Sources: World Bank, World Development Indicators; International Monetary Fund, International Financial Statistics.

Ciii. Inflation: most recent year

Generally, the Consumer Price Index was used as the measure of inflation for this component because it is often available before the GDP deflator is available. When those data were unavailable, the GDP deflator inflation rate was used. The 0-to-10 country ratings were derived by the following formula: $(V_{\max} - V_i) / (V_{\max} - V_{\min})$ multiplied by 10. V_i represents the rate of inflation during the most recent year. The values for V_{\min} and V_{\max} were set at 0 and 50 percent, respectively—the lower the rate of inflation, the higher the rating. Countries that achieve perfect price stability earn a rating of 10. As the annual inflation rate moves toward 50 percent, the rating for this component moves toward 0. A zero rating is assigned to all countries with an inflation rate of 50 percent or more.

Sources: World Bank, World Development Indicators; International Monetary Fund, International Financial Statistics.

Civ. Freedom to own foreign currency bank accounts

When foreign currency bank accounts were permissible without any restrictions both domestically and abroad, the rating was 10; when these accounts were restricted, the rating was 0. If foreign currency bank accounts were permissible domestically but not abroad (or vice versa), the rating was 5.

Source: International Monetary Fund, *Annual Report on Exchange Arrangements and Exchange Restrictions*.

D. FREEDOM TO TRADE INTERNATIONALLY

Di. Tariffs

Di(a). Revenue from trade taxes (% of trade sector)

This subcomponent measures the amount of tax on international trade as a share of exports and imports. The formula used to calculate the ratings for this subcomponent was $(V_{\max} - V_i) / (V_{\max} - V_{\min})$ multiplied by 10. V_i represents the revenue derived from taxes on international trade as a share of the trade sector.

The values for V_{\min} and V_{\max} were set at 0 and 15 percent, respectively. This formula leads to lower ratings as the average tax rate on international trade increases. Countries with no specific taxes on international trade earn a perfect 10. As the revenues from these taxes rise toward 15 percent of international trade, ratings decline toward 0.

Sources: International Monetary Fund, *Government Finance Statistics Yearbook*; International Monetary Fund, *International Financial Statistics*.

Di(b). Mean tariff rate

This subcomponent is based on the unweighted mean of tariff rates. The formula used to calculate the 0-to-10 rating for each country was $(V_{\max} - V_i) / (V_{\max} - V_{\min})$ multiplied by 10. V_i represents the country's mean tariff rate. The values for V_{\min} and V_{\max} were set at 0 percent and 50 percent, respectively. This formula will allocate a rating of 10 to countries that do not impose tariffs. As the mean tariff rate increases, countries are assigned lower ratings. The rating will decline toward 0 as the mean tariff rate approaches 50 percent. (Note that, except for two or three extreme observations, all countries have mean tariff rates within this range from 0 percent to 50 percent.)

Source: World Trade Organization, *World Tariff Profiles*.

Di(c). Standard deviation of tariff rates

Compared with a uniform tariff, wide variations in tariff rates indicate greater efforts toward central planning of the economy's production and consumption patterns. Thus, countries with a greater variation in their tariff rates are given lower ratings. The formula used to calculate the 0-to-10 ratings for this component was $(V_{\max} - V_i) / (V_{\max} - V_{\min})$ multiplied by 10. V_i represents the standard deviation of the country's tariff rates. The values for V_{\min} and V_{\max} were set at 0 percent and 25 percent, respectively. This formula will allocate a rating of 10 to countries that impose a uniform tariff. As the standard deviation of tariff rates increases toward 25 percent, ratings decline toward 0. (Note that, except for a few very extreme observations, the standard deviations of the tariff rates for the countries in our study fall within this 0 percent to 25 percent range.)

Source: World Trade Organization, *World Tariff Profiles*.

Dii. Regulatory trade barriers

Dii(a). Nontariff trade barriers

This subcomponent is based on the *Global Competitiveness Report* survey question: "In your country, tariff and non-tariff barriers significantly reduce the ability of imported goods to compete in the domestic market. 1–7

(best).” The question’s wording has varied slightly over the years. Note, notwithstanding the subcomponent’s title, this indicator captures both tariff and nontariff barriers.

Source: World Economic Forum, *Global Competitiveness Report*.

Dii(b). Compliance costs of importing and exporting

This subcomponent is based on the World Bank’s *Doing Business* data on the time (i.e., nonmoney) cost of procedures required to import a full 20-foot container of dry goods that contains no hazardous or military items. Countries where it takes longer to import or export are given lower ratings. Zero-to-10 ratings were constructed for (1) the time cost (in hours) associated with border compliance and documentary compliance when exporting; and (2) the time cost (in hours) associated with border compliance and documentary compliance when importing. These two ratings were then averaged to arrive at the final rating for this subcomponent. The formula used to calculate the 0-to-10 ratings was $(V_{\max} - V_i) / (V_{\max} - V_{\min})$ multiplied by 10. V_i represents the time cost value. The values for V_{\max} and V_{\min} were set, respectively, at 228.38 (1.5 standard deviations above average in 2014) and 0 hours for exporting; and 338.00 hours (1.5 standard deviations below average in 2014) and 0 hours for importing. Countries with values outside the V_{\max} and V_{\min} range received ratings of either 0 or 10, accordingly.

Source: World Bank, *Doing Business*.

Diii. Black-market exchange rates

This component is based on the percentage difference between the official and the parallel (black-market) exchange rate. The formula used to calculate the 0-to-10 ratings for this component was $(V_{\max} - V_i) / (V_{\max} - V_{\min})$ multiplied by 10. V_i is the country’s black-market exchange-rate premium. The values for V_{\min} and V_{\max} were set at 0 percent and 50 percent, respectively. This formula will allocate a rating of 10 to countries without a black-market exchange rate; that is, those with a domestic currency that is fully convertible without restrictions. When exchange rate controls are present and a black market exists, the ratings will decline toward 0 as the black-market premium increases toward 50 percent. A 0 rating is given when the black-market premium is equal to, or greater than, 50 percent.

Source: Monetary Research Institute, *MRI Bankers’ Guide to Foreign Currency*.

Div. Controls of the movement of capital and people

Div(a). Financial openness

This subcomponent is based on the Chinn-Ito Index of de jure financial openness. This index is composed of a series of dummy variables that “codify the tabulation of restrictions on cross-border financial transactions reported in the IMF’s *Annual Report on Exchange Arrangements and Exchange Restrictions*.” This data

source scores from a 0-to-1 scale, so it was multiplied by 10 to place it on the 0-to-10 scale.

Sources: Menzie D. Chinn and Hiro Ito, “What Matters for Financial Development? Capital Controls, Institutions, and Interactions,” *Journal of Development Economics* 81, no. 1 (2006): 163–91; Menzie D. Chinn and Hiro Ito, “A New Measure of Financial Openness,” *Journal of Comparative Policy Analysis* 10, no. 3 (2008): 309–22.

Div(b). Capital controls

The International Monetary Fund reports on up to 13 types of international capital controls. The 0-to-10 rating is the percentage of capital controls not levied as a share of the total number of capital controls listed, multiplied by 10.

Source: International Monetary Fund, *Annual Report on Exchange Arrangements and Exchange Restrictions*.

Div(c). Freedom of foreigners to visit

This component measures the percentage of countries for which a country requires a visa from foreign visitors. It reflects the freedom of foreigners to travel to this country for tourist and short-term business purposes. The formula used to calculate the 0-to-10 ratings was $(V_i - V_{\min}) / (V_{\max} - V_{\min})$ multiplied by 10. V_i represents the component value. The values for V_{\max} and V_{\min} were set at 47.2 (1 standard deviation above average) and 0. Countries with values outside the V_{\max} and V_{\min} range received ratings of either 0 or 10, accordingly.

Sources: Robert Lawson and Jayme Lemke, “Travel Visas,” *Public Choice* 154, no. 1–2 (2012): 17–36; authors’ calculations.

E. REGULATION

Note: The rating for the Regulation category is calculated as the average of its three components—credit market regulations, labor market regulations, and business regulations. When there were not enough data to generate ratings in at least two of those components, which is common especially in earlier years, the rating for this category was computed to be $2.5 + 0.50 (X_i)$, where X_i is the average of all the subcomponents in this category. This formula was created based on a regression analysis comparing countries with and without complete data.

Ei. Credit market regulations

Ei(a). Ownership of banks

Data on the percentage of bank deposits held in privately owned banks were used to construct rating intervals. Countries with larger shares of privately held deposits received higher ratings. When privately

held deposits totaled between 95 percent and 100 percent, countries were given a rating of 10. When private deposits constituted between 75 percent and 95 percent of the total, a rating of 8 was assigned. When private deposits were between 40 percent and 75 percent of the total, the rating was 5. When private deposits totaled between 10 percent and 40 percent, countries received a rating of 2. A 0 rating was assigned when private deposits were 10 percent or less of the total.

Sources: Deniz Anginer et al., “Bank Regulation and Supervision Ten Years after the Global Financial Crisis” (Policy Research Working Paper 9044, World Bank, 2019); World Bank, Bank Regulation and Supervision Survey; James R. Barth, Gerard Caprio, and Ross Levine, *Rethinking Bank Regulation: Till Angels Govern* (Cambridge: Cambridge University Press, 2006).

Ei(b). Private-sector credit

This subcomponent measures the extent of government borrowing relative to private-sector borrowing. Greater government borrowing indicates more central planning and results in lower ratings. If available, this subcomponent is calculated as the government fiscal deficit as a share of gross saving. The formula used to derive the country ratings for this subcomponent was $(V_{\max} - V_i) / (V_{\max} - V_{\min})$ multiplied by 10. V_i is the [absolute value of the] deficit to gross savings ratio, and the values for V_{\max} and V_{\min} are set at 100 percent and 0 percent, respectively. The formula allocates higher ratings as the deficit gets smaller (that is, closer to zero) relative to gross saving.

If the deficit data are not available, the component is instead based on the share of private credit relative to total credit extended in the banking sector. Higher values are indicative of greater economic freedom. In this case, the formula used to derive the country ratings for this subcomponent was $(V_i - V_{\min}) / (V_{\max} - V_{\min})$ multiplied by 10. V_i is the share of the country’s total domestic credit allocated to the private sector and the values for V_{\max} and V_{\min} are set at 99.9 percent and 10.0 percent, respectively. The 1990 data were used to derive the maximum and minimum values for this component. The formula allocates higher ratings as the share of credit extended to the private sector increases.

Sources: World Bank, World Development Indicators; World Economic Forum, *Global Competitiveness Report*; International Monetary Fund, International Financial Statistics.

Ei(c). Interest rate controls/negative real interest rates

Data on credit-market controls and regulations were used to construct rating intervals. Countries with interest rates determined by the market, stable monetary policy, and reasonable real-deposit and lending-rate spreads received higher ratings. When interest rates were determined primarily by market forces as evidenced by reasonable deposit and lending-rate spreads, and when real interest rates were positive,

countries were given a rating of 10. When interest rates were primarily market-determined but the real rates were sometimes slightly negative (less than 5 percent) or the differential between the deposit and lending rates was large (8 percent or more), countries received a rating of 8. When the real deposit or lending rate was persistently negative by a single-digit amount or the differential between them was regulated by the government, countries were rated at 6. When the deposit and lending rates were fixed by the government and the real rates were often negative by single-digit amounts, countries were assigned a rating of 4. When the real deposit or lending rate was persistently negative by a double-digit amount, countries received a rating of 2. A rating of 0 was assigned when the deposit and lending rates were fixed by the government and real rates were persistently negative by double-digit amounts or hyper-inflation had virtually eliminated the credit market.

Sources: World Bank, World Development Indicators; International Monetary Fund, International Financial Statistics; U.S. Central Intelligence Agency, *The World Factbook*.

Eii. Labor market regulations

Eii(a). Hiring regulations and minimum wage

This subcomponent is based on the “Employing Workers” section of the World Bank’s *Doing Business* and uses the following components: (1) whether fixed-term contracts are prohibited for permanent tasks; (2) the maximum cumulative duration of fixed-term contracts; and (3) the ratio of the minimum wage for a trainee or first-time employee to the average value added per worker. An economy is assigned a score of 1 if fixed-term contracts are prohibited for permanent tasks and a score of 0 if they can be used for any task. A score of 1 is assigned if the maximum cumulative duration of fixed-term contracts is less than 3 years; 0.5 if it is 3 years or more but less than 5 years; and 0 if fixed-term contracts can last 5 years or more. Finally, a score of 1 is assigned if the ratio of the minimum wage to the average value added per worker is 0.75 or more; 0.67 for a ratio of 0.50 or more but less than 0.75; 0.33 for a ratio of 0.25 or more but less than 0.50; and 0 for a ratio of less than 0.25.

Source: World Bank, *Doing Business*.

Eii(b). Hiring and firing regulations

This subcomponent is based on the *Global Competitiveness Report* question: “The hiring and firing of workers is impeded by regulations (= 1) or flexibly determined by employers (= 7).” The question’s wording has varied over the years.

Source: World Economic Forum, *Global Competitiveness Report*.

Eii(c). Centralized collective bargaining

This subcomponent is based on the *Global Competitiveness Report* question: “Wages in your country are set by a centralized bargaining process (= 1) or up to each individual company (= 7).” The wording of the question has varied over the years.

Source: World Economic Forum, *Global Competitiveness Report*.

Eii(d). Hours regulations

This subcomponent, based on the Employing Labor section in the World Bank’s *Doing Business*, uses the following five components: (1) whether there are restrictions on night work, (2) whether there are restrictions on holiday work, (3) whether the length of the work week can be 5.5 days or longer, (4) whether there are restrictions on overtime work, and (5) whether the average paid annual leave is 21 working days or more. For each question, when the regulations apply, a score of 1 is given. If there are no restrictions, the economy receives a score of 0. The 0-to-10 rating is based on how many of these regulations are in place: 0 regulations results in a rating of 10, 1 regulation results in a rating of 8, and so on.

Source: World Bank, *Doing Business*.

Eii(e). Mandated cost of worker dismissal

This subcomponent is based on the World Bank’s *Doing Business* data on the cost of the advance notice requirements, severance payments, and penalties due when dismissing a redundant worker with 10 years of tenure. The formula used to calculate the 0-to-10 ratings was $(V_{\max} - V_i) / (V_{\max} - V_{\min})$ multiplied by 10. V_i represents the dismissal cost (measured in weeks of wages). The values for V_{\max} and V_{\min} were set at 58 weeks (1.5 standard deviations above average in 2005) and 0 weeks, respectively. Countries with values outside the V_{\max} and V_{\min} range received ratings of either 0 or 10, accordingly.

Source: World Bank, *Doing Business*.

Eii(f). Conscription

Data on the use and duration of military conscription were used to construct rating intervals. Countries with longer conscription periods received lower ratings. A rating of 10 was assigned to countries without military conscription. When length of conscription was 6 months or less, countries were given a rating of 5. When length of conscription was more than 6 months but not more than 12 months, countries were rated at 3. When length of conscription was more than 12 months but not more than 18 months, countries were assigned a rating of 1. When conscription periods exceeded 18 months, countries were rated zero. If conscription was present but apparently not strictly enforced or the length of service could not be determined, the country was given a rating of 3. In cases where it is clear conscription is never used, even

though it may be possible, a rating of 10 is given. If a country's mandated national service includes clear nonmilitary options, the country was given a rating of 5.

Sources: International Institute for Strategic Studies, *The Military Balance*; War Resisters International, World Survey of Conscription and Conscientious Objection to Military Service; additional online sources used as necessary.

Eiii. Business regulations

Eiii(a). Administrative requirements

This subcomponent is based on the *Global Competitiveness Report* question: "Complying with administrative requirements (permits, regulations, reporting) issued by the government in your country is (1 = burdensome, 7 = not burdensome)." The question's wording has varied slightly over the years.

Source: World Economic Forum, *Global Competitiveness Report*.

Eiii(b). Bureaucracy costs

This subcomponent is based on the "Regulatory Burden Risk Ratings" from IHS Markit, which measures "[t]he risk that normal business operations become more costly due to the regulatory environment. This includes regulatory compliance and bureaucratic inefficiency and/or opacity. Regulatory burdens vary across sectors so scoring should give greater weight to sectors contributing the most to the economy." The raw scores range, roughly, from 0 to 7, with higher values indicating greater risk. The formula used to calculate the 0-to-10 ratings was $(V_{\max} - V_i) / (V_{\max} - V_{\min})$ multiplied by 10. V_i is the country's Regulatory Burden rating, while the V_{\max} and V_{\min} were set at 5 and 0.5, respectively. These ratings were first published for 2014, and the 2014 ratings were used for 2012–2013.

This source replaces that used previously, the World Economic Forum's Global Competitiveness Report question: "Standards on product/service quality, energy and other regulations (outside environmental regulations) in your country are: (1 = Lax or non-existent, 7 = among the world's most stringent)."

Source: IHS Markit.

Eiii(c). Starting a business

This subcomponent is based on the World Bank's *Doing Business* data on the amount of time and money it takes to start a new limited-liability business. Countries where it takes longer or is more costly to start a new business are given lower ratings. Zero-to-10 ratings were constructed for three variables: (1) time (measured in days) necessary to comply with regulations when starting a company, (2) money costs of the fees paid to regulatory authorities (measured as a share of per capita income), and (3) minimum capital requirements, that is, funds that must be deposited into a company bank account (measured as a share of per capita

income). These three ratings were then averaged to arrive at the final rating for this subcomponent. The formula used to calculate the 0-to-10 ratings was $(V_{\max} - V_i) / (V_{\max} - V_{\min})$ multiplied by 10. V_i represents the variable value. The values for V_{\max} and V_{\min} were set at 104 days, 317 percent, and 1,017 percent (1.5 standard deviations above average in 2005) and 0 days, 0 percent, and 0 percent, respectively. Countries with values outside the V_{\max} and V_{\min} range received ratings of either 0 or 10, accordingly.

Source: World Bank, *Doing Business*.

Eiii(d). Impartial public administration

This subcomponent is based on the “Rigorous and Impartial Public Administration” data from the V-Dem dataset. If nepotism, cronyism, and discrimination are widespread in the application of public administration, countries receive a lower score. The rating for this component is designed to mirror the actual distribution of the raw data but on a 0-to-10 scale. The rating is equal to $(V_i - V_{\min}) / (V_{\max} - V_{\min})$ multiplied by 10. The V_i is the country’s impartial administration score, while the V_{\max} and V_{\min} were set at 4.0 and 0, respectively.

Source: V-Dem Institute, *Varieties of Democracy*.

Eiii(e). Licensing restrictions

This subcomponent is based on the World Bank’s *Doing Business* data on the time in days and monetary costs required to obtain a license to construct a standard warehouse. Zero-to-10 ratings were constructed for (1) the time cost (measured in number of calendar days required to obtain a license) and (2) the monetary cost of obtaining the license (measured as a share of per capita income). These two ratings were then averaged to arrive at the final rating for this subcomponent. The formula used to calculate the 0-to-10 ratings was $(V_{\max} - V_i) / (V_{\max} - V_{\min})$ multiplied by 10. V_i represents the time or money cost value. The values for V_{\max} and V_{\min} were set at 363 days and 2,763 percent (1.5 standard deviations above average in 2005) and 56 days (1.5 standard deviations below average in 2005) and 0 percent, respectively. Countries with values outside the V_{\max} and V_{\min} range received ratings of either 0 or 10, accordingly.

Source: World Bank, *Doing Business*.

Eiii(f). Cost of tax compliance

This subcomponent is based on the World Bank’s *Doing Business* data on the time required per year for a business to prepare, file, and pay taxes on corporate income, value added or sales taxes, and taxes on labor. The formula used to calculate the 0-to-10 ratings was $(V_{\max} - V_i) / (V_{\max} - V_{\min})$ multiplied by 10. V_i represents the time cost (measured in hours) of tax compliance. The values for V_{\max} and V_{\min} were set at

892 hours (1.5 standard deviations above average in 2005) and 0 hours, respectively. Countries with values outside the V_{\max} and V_{\min} range received ratings of either 0 or 10, accordingly.

Source: World Bank, *Doing Business*.

NOTES

1. That work can be found in the annual *Economic Freedom of the World* reports coauthored by James Gwartney, Robert Lawson, and Joshua Hall (Vancouver: Fraser Institute). See also Joshua Hall and Robert Lawson, “Economic Freedom of the World: An Accounting of the Literature,” *Contemporary Economic Policy* 32, no. 1 (2014): 1–19.
2. Some of those preliminary papers can be found in Fred McMahon, ed., *Towards a Worldwide Index of Human Freedom* (Vancouver: Fraser Institute, 2012).
3. John Locke, *Two Treatises of Civil Government*, Second Treatise, 1689, ed. Thomas Hollis (London: A. Millar et al., 1764; Liberty Fund, at Online Library of Liberty), <https://oll.libertyfund.org/pages/john-locke-twotreatises-1689>.
4. See George H. Smith, *The System of Liberty: Themes in the History of Classical Liberalism* (New York: Cambridge University Press, 2013), especially chapter 7 (pp. 133–51), on “The Idea of Freedom”; and Tom G. Palmer, *Realizing Freedom: Libertarian Theory, History, and Practice* (Washington: Cato Institute, 2009).
5. Isaiah Berlin, “Two Concepts of Liberty,” in Isaiah Berlin, *Four Essays on Liberty* (Oxford: Oxford University Press, 1969). The justification for relying on the concept of negative freedom is discussed at length in Fred McMahon, “Human Freedom from Pericles to Measurement,” in McMahon, *Towards a Worldwide Index of Human Freedom*.
6. See McMahon, “Human Freedom from Pericles to Measurement,” and Palmer, *Realizing Freedom*, especially chapter 3, “Freedom Properly Understood,” pp. 23–42, in which Palmer critiques Amartya Sen’s capability approach to defining freedom. See also Jean-Pierre Chauffour, *The Power of Freedom: Uniting Human Rights and Development* (Washington: Cato Institute, 2009).
7. McMahon, *Towards a Worldwide Index*, p. 3.
8. Democracy, as is widely believed, may be more consistent than other forms of government at safeguarding freedom, but many philosophers of freedom, such as Berlin, draw a distinction between freedom and democracy. See Berlin, “Two Concepts of Liberty.”
9. Gwartney et al., *Economic Freedom of the World: 1975–1995* (Vancouver: Fraser Institute, 1996), p. 12.
10. As we treat the term here, “variable” refers to the distinct data we use to make up the index, and we use it interchangeably with the term “indicator.” The term “component” refers to the main measures within each broad area or category of freedom in the index, and a component may itself be made up of

subcomponents. The subcomponents and many of the components themselves are distinct indicators or variables.

11. See McMahon, *Towards a Worldwide Index*.

12. Previously, the index weighed the five areas measuring economic freedom equally with the seven areas measuring personal freedom. The personal freedom subindex, in turn, gave 50 percent weight to the rule of law and safety and security areas and 50 percent weight to the remaining five personal freedom areas.

13. F. A. Hayek, *The Constitution of Liberty* (Chicago: University of Chicago Press, 1960), p. 137.

14. Locke, *Two Treatises of Civil Government*, chap. VI, para. 57.

15. For a description of that adjustment, see Rosemarie Fike, “Adjusting for Gender Disparity in Economic Freedom and Why It Matters,” in James Gwartney, Robert Lawson, and Joshua Hall, *Economic Freedom of the World: 2017 Annual Report* (Vancouver: Fraser Institute, 2017).

16. Hayek, *The Constitution of Liberty*, p. 154.

17. World Justice Project research team, *WJP Rule of Law Index 2012–2013* (Washington: World Justice Project, 2012); *WJP Rule of Law Index 2014* (Washington: World Justice Project, 2014); *WJP Rule of Law Index 2015* (Washington: World Justice Project, 2015); *WJP Rule of Law Index 2016* (Washington: World Justice Project,

2016); *WJP Rule of Law Index 2017–2018* (Washington: World Justice Project, 2018); *WJP Rule of Law Index 2019* (Washington: World Justice Project, 2019); and *WJP Rule of Law Index 2020* (Washington: World Justice Project, 2020). The *Rule of Law Index* provides data for 97 jurisdictions in its 2012–2013 edition, 99 jurisdictions in its 2014 edition, 102 jurisdictions in its 2015 edition, 113 jurisdictions in its 2016 edition, 113 jurisdictions in its 2017–2018 edition, 126 jurisdictions in its 2019 edition, and 128 jurisdictions in its 2020 edition. Data from the 2020 edition of the *Rule of Law Index* was applied to this year’s report as well in the absence of updated data published in 2021. We apply data from the source on a two-year lag to account for the timing of collection of the data. To derive rule of law ratings for the remaining countries in our index, we regressed the *WJP Rule of Law Index* measures we constructed with the rule of law measures from the World Bank’s Worldwide Governance Indicators.

18. For the exact survey questions the WJP used to derive these measures, see the “Methodology” section of the *WJP Rule of Law Index* website, worldjusticeproject.org/methodology.

19. Hayek, *The Constitution of Liberty*, p. 153.

20. McMahon brings up the problem of “how restrictions on freedom that are designed to enhance freedom should be measured” in the brief, “Some Issues Concerning the Scope of a

Freedom Measure,” presented in a colloquium in Potsdam, Germany, in June 2010, organized by the Friedrich Naumann Foundation.

21. As in other areas of the index where appropriate, the movement category relies on more than one source measuring a similar, broad indicator of freedom whose ratings are averaged to produce a more robust index.

22. Among the variables we have unfortunately discontinued using in this year’s edition is the legal gender indicator, which measured the degree to which people are free to legally change their sex and gender. The source did not provide data for a sufficient set of countries or a time period consistent with the criteria of all other indicators in our index.

23. Because the 2 percent of the world’s population that is left out of the HFI because of lack of reliable data is concentrated in countries such as Cuba or North Korea that have low levels of freedom, the number of people deprived of freedom is somewhat larger than the bottom quartile estimate suggests.

24. For an expanded justification of Hong Kong’s continued inclusion, see Fred McMahon and Michael Walker, “For Freedom’s Sake, Rate Hong Kong,” *Wall Street Journal*, March 31, 2021.

25. Eryk Bagshaw, “Party Time: 100 Years on from the Founding of the CCP, Who Runs China?,” *Sydney Morning Herald*, June 27, 2021, and Neil Thomas, “Party Committees in the

Private Sector: Rising Presence, Moderate Prevalence,” MacroPolo.org, December 16, 2020.

26. Milton Friedman, foreword to *Economic Freedom of the World: 1975–1995*, by Gwartney et al., p. vii.

27. Some examples include “Fareed Zakaria GPS,” CNN, March 5, 2017; “Personal Freedom Is Still Limited in Most of the Islamic World,” *The Economist*, August 30, 2020; and George Will, “She Leads Estonia’s Democracy While Keeping an Eye on ‘The Bully Next Door,’” *Washington Post*, July 23, 2021.

ABOUT THE AUTHORS

Ian Vásquez is vice president for international studies at the Cato Institute and director of Cato's Center for Global Liberty and Prosperity. He was a columnist (2014–2020) at *El Comercio*, a newspaper in Peru.

Fred McMahon is the Dr. Michael A. Walker research chair in economic freedom at the Fraser Institute in Canada. He manages the Economic Freedom of the World Network, an alliance of think tanks in nearly 100 nations and territories. The network produces the *Economic Freedom of the World* report, an annual study that ranks nations on economic liberty. He is coauthor of the *Economic Freedom of North America*. He has worked on economic reform programs in two dozen nations and has authored several books and many articles on economic development, both academic and in the popular media. His book, *Looking the Gift Horse in the Mouth*, about damaging government intervention and spending, won the Sir Antony Fisher Memorial Award.

Ryan Murphy is a research associate professor in the Bridwell Institute for Economic Freedom at SMU Cox School of Business. He is coauthor of the *Economic Freedom of the World* report and his responsibilities in producing the *Human Freedom Index* were primarily in collecting and assessing economic and personal freedom data. He received his BA in Economics from Boston College and MS and PhD in Economics from Suffolk University. His research has appeared in publications such as the *American Journal of Agricultural Economics*, *Public Choice*, *Public Health*, *Rationality & Society*, and *Contemporary Economic Policy*. He is the author of *Markets against Modernity: Ecological Irrationality, Public and Private* (Rowman & Littlefield, 2019).

Guillermina Sutter Schneider is a data scientist and research and project manager at the Center for Global Liberty and Prosperity at the Cato Institute. Previously, she was an economic analyst at the Fundación Libertad in Rosario, Argentina.

ABOUT THE COPUBLISHERS

Cato Institute

The Cato Institute is a public policy research foundation dedicated to broadening the parameters of public policy debate to allow consideration of more options that are consistent with the principles of limited government, individual liberty, and peace. To that end, the Institute strives to achieve greater involvement of the intelligent, concerned lay public in questions of policy and the proper role of government through an extensive program of publications and seminars. To maintain its independence and abide by its principles, the Institute does not accept government funding. The Institute is based in Washington, DC.

Fraser Institute

Founded in 1974, the Fraser Institute is an independent research and educational organization with offices across Canada and international partners in over 90 nations and territories. Our mission is to improve the quality of life for Canadians, their families, and future generations by studying, measuring, and broadly communicating the effects of government policies, entrepreneurship, and choice on their well-being. Our work is financed by tax-deductible contributions from thousands of individuals, organizations, and foundations. In order to protect its independence, the Institute does not accept grants from government or contracts for research.



CATO

FRASER
INSTITUTE